



*In Memory of  
Joe Kennedy  
1979-2007*

**2008 ATHLETICS**

# Bob Geren

17

## Manager

Robert Peter Geren

Named as A's bullpen coach, November 13, 2002

Named as A's manager, November 17, 2006

**Birthdate:** September 22, 1961

**Opening Day Age:** 46

**Birthplace/Resides:** San Diego, CA / Danville, CA

Bob Geren enters his second season as the A's manager. He was named the 28th manager in franchise history and the 17th in Oakland history on November 17, 2006.

He guided the A's to a 76-86 record in his first season as manager, a year that saw the A's use an Oakland-record 54 players while tying a club record by using the disabled list 22 times.

Geren has been a member of the A's coaching staff for the last five seasons, serving as the club's bench coach in 2006 after spending the previous three seasons as bullpen coach. He joined the A's organization in 1999 as manager of Single-A Modesto and spent the next three seasons (2000-02) at the helm of the Triple-A Sacramento River Cats. He also managed in the Boston Red Sox farm system for three seasons, guiding Utica of the New York-Penn League in 1995, the Red Sox Gulf Coast League team in 1996 and Sarasota of the Florida State League in 1998. His seven-year managerial record on the minor league level is 452-390, including a 319-253 record in the A's system.

He gained further managerial experience in the 2005 off-season, leading Escogido in the Dominican Winter League.

Geren was named the California League's Manager of the Year in 1999 after his Modesto club finished 88-52 and won both halves in the Northern Division of the California League. He then led Triple-A Sacramento to consecutive first place finishes in the Southern Division of the Pacific Coast League, as the River Cats posted a 90-54 record in 2000 and 75-69 in 2001.

A former catcher, Geren's professional playing career spanned 15 seasons, including five years in the Major Leagues with the New York Yankees and San Diego Padres. Originally a first round pick of the Padres in 1979, Geren was traded to the St. Louis organization prior to making his Major League debut with the Yankees in 1988. He played four seasons with New York from 1988-91 and enjoyed his best season in 1989 when he batted .288 and hit a career high nine home runs. After spending the 1992 season in Boston's minor league system, Geren finished his playing career with San Diego in 1993. He owns a .233 career batting average in 307 Major League games.

A native of San Diego, Geren attended Clairemont High School. Bob and his wife Pam, reside in Danville with their sons, Brett and Bobby.



## Major League Record

	AVG.	G	AB	R	H	2B	3B	HR	RBI
TOTALS	.233	307	765	62	178	21	1	22	76

## Managerial Record

Year	CLUB	LEAGUE	CLASS	W-L	POS
1995	Utica	New York-Penn	Rookie	33-40	5th / Pickney
1996	GC Red Sox	Gulf Coast	Rookie	24-36	4th / Western
1998	Sarasota	Florida State	Single-A	76-61	3rd / Western
1999	Modesto	California	Single-A	88-52	1st / North
2000	Sacramento	Pacific Coast	Triple-A	90-54	1st / Southern
2001	Sacramento	Pacific Coast	Triple-A	75-69	1st / Southern
2002	Sacramento	Pacific Coast	Triple-A	66-78	3rd / Southern
2007	OAKLAND	American	Majors	76-86	3rd / West
<b>Major League Totals</b>				<b>76-86</b>	
<b>Minor League Totals</b>				<b>452-390</b>	

## Athletics Managers

Manager	Years	W	L	Pct.	Notes
Connie Mack	1901-50	3627	3891	.482	9 AL Pennants, 5 World Championships
Jimmie Dykes	1951-53	208	254	.450	
Eddie Joost	1954	51	103	.331	
Lou Boudreau	1955-57	151	260	.367	
Harry Craft	1957-59	162	196	.453	
Bob Elliot	1960	58	96	.377	
Joe Gordon	1961	26	33	.441	
Hank Bauer	1961-62, 69	187	226	.453	
Ed Lopat	1963-64	90	124	.421	
Mel McGaha	1964-65	45	91	.331	
Haywood Sullivan	1965	54	82	.397	
Alvin Dark	1966-67, 74-75	314	291	.519	2 AL West Titles, 1 AL Pennant, 1 World Championship
Luke Appling	1967	10	30	.250	
Bob Kennedy	1968	82	80	.506	
John McNamara	1969-70	97	78	.554	
Dick Williams	1971-73	288	190	.603	3 AL West Titles, 2 AL Pennants, 2 World Championships
Chuck Tanner	1976	87	74	.540	
Jack McKeon	1977, 78	71	105	.403	Started 1977 season, finished 1978
Bobby Winkles	1977-78	61	86	.415	Finished 1977 season, started 1978
Jim Marshall	1979	54	108	.333	
Billy Martin	1980-82	215	218	.497	1 AL West Title
Steve Boros	1983-84	94	112	.456	
Jackie Moore	1984-86	163	190	.462	
Jeff Newman	1986	2	8	.200	Interim Manager
Tony La Russa	1986-1995	798	673	.542	4 AL West Titles, 3 AL Pennants, 1 World Championship
Art Howe	1996-2002	600	533	.530	2 AL West Titles, 1 AL Wild Card
Ken Macha	2003-2006	368	280	.568	2 AL West Titles
Bob Geren	2007-Present	76	86	.469	

## Tony DeFrancesco

11

## Third Base Coach

Anthony John DeFrancesco

Named A's third base coach, October 25, 2007

**Birthdate:** April 24, 1963**Opening Day Age:** 44**Birthplace/Resides:** Bronx, NY / Mesa, AZ

Tony DeFrancesco enters his first season on the major league coaching staff after spending the last 14 years managing in the A's minor league system, including the last five campaigns as manager of the Triple-A Sacramento River Cats.

During his five years at Sacramento, the River Cats compiled a 413-307 record and won four Pacific Coast League Southern Division titles and three PCL titles (2003-04; 2007). Last season, the River Cats posted an 84-60 record and captured the PCL and Triple-A championships. He was named the 2003 Pacific Coast League Manager of the Year and also earned *The Sporting News* Minor League Manager of the Year award after guiding the River Cats to a 92-52 regular season mark.

DeFrancesco's 14-year minor league managerial record, which includes stops with the A's Arizona Rookie League team (1994), Short-A Southern Oregon (1995-96), Single-A Visalia (1997-98), Double-A Midland (1999-2002) and Sacramento stands at 935-831.

A former catcher, DeFrancesco was a ninth round selection of the Boston Red Sox in the 1984 June Draft and spent eight seasons in the minor leagues with the Boston and Cincinnati organizations. His best season came in 1984 at Elmira when he led the club with a .299 batting average and was named to the New York-Penn League's All-Star squad.

A 1981 graduate of Suffern (NY) High School, DeFrancesco was a high school teammate of former A's shortstop Walt Weiss before playing three seasons at Seton Hall University.

Tony and his wife, Adriene, make their offseason home in Mesa, Ariz. with their two children, Anthony and Genevieve.

# Ron Romanick

37



## Bullpen Coach

Ronald James Romanick

Named A's bullpen coach, October 16, 2007

**Birthdate:** November 6, 1960

**Opening Day Age:** 47

**Birthplace/Resides:** Burley, ID/Fountain Hills, AZ

Ron Romanick enters his first season on the A's major league coaching staff as bullpen coach after spending the previous nine seasons as the A's minor league roving pitching instructor. He served as a pitching coordinator in the Seattle Mariners organization for seven seasons (1992-98) before joining the A's.

Romanick's major league career spanned three seasons (1984-86) with the California Angels, compiling a career record of 31-29 and a 4.24 ERA in 82 appearances, all starts. He made 33 starts for the Angels as a rookie in 1984 and posted a 12-12 record and a 3.76 ERA. Romanick followed up his rookie season with a 14-9 showing in 1985. After going 5-8 in 1986, he was traded to the New York Yankees organization and spent the 1987 season with Triple-A Columbus. He retired in 1988 after spending one year in the Milwaukee farm system.

Romanick pitched at Arizona State before being drafted by the California Angels in the first round of the Secondary Phase of the 1981 January Draft.

A native of Bellevue, Wash., Ron makes his off-season home in Fountain Hills, Ariz.

### Major League Record

	W	L	ERA	G	IP	H	R	ER	BB	SO
TOTALS	31	29	4.24	82	531.0	574	276	250	167	189

# Ty Van Burkleo

39



## Hitting Coach

Tyler Lee Van Burkleo

Named as A's hitting coach, December 4, 2006

**Birthdate:** October 7, 1962

**Opening Day Age:** 45

**Birthplace/Resides:** Oakland, California / Grass Valley, California

Ty Van Burkleo enters his second season as the A's hitting coach after serving as the minor league roving hitting instructor in the Los Angeles Angels organization for the previous six seasons. Prior to joining the Angels organization, he spent four seasons as a minor league coach in the Arizona Diamondbacks organization (1997-2000), serving as a coach at Rookie-Lethbridge in 1997, Single-A High Desert in 1998 and Double-A El Paso in 1999-2000. He began his coaching career in the Angels organization as a player/coach at Single-A Lake Elsinore in 1996.

Van Burkleo played professionally for 14 seasons, including Major League stints with the California Angels (1993) and Colorado Rockies (1994). He made his Major League debut with the Angels on July 28, 1993 and hit .152 with one home run for the Halos. He was hitless in five at bats for the Rockies in 1994. Van Burkleo played five seasons in Japan for Seibu (1987-90) and Hiroshima (1991). He led the 1988 Seibu club to the Japan League Championship, earning player of the year honors after hitting .268 with 38 home runs and 90 RBI. A 1980 graduate of Chatsworth (CA) High School, he was originally signed as a free agent in 1981 by Milwaukee out of Los Angeles Valley College.

Ty makes his off-season home in Grass Valley with his wife, Christine, and five children—Britney, Cameron, Sierra, Devin and Walker.

### Major League Record

	AVG.	G	AB	R	H	2B	3B	HR	RBI
TOTALS	.132	14	38	2	5	3	0	1	1

# Don Wakamatsu

16

## Bench Coach

Wilbur Donald Wakamatsu

Named A's bench coach, October 23, 2007

**Birthdate:** February 22, 1963**Opening Day Age:** 45**Birthplace/Resides:** Hood River, OR / North Richland Hills, TX

Don Wakamatsu enters his first season as the A's bench coach after spending the last five seasons on the coaching staff of the Texas Rangers.

Wakamatsu served as the Rangers bench coach for four seasons (2003-06) before taking over the third base coaching duties last season. He also assisted with the organization of spring training and worked closely with the Rangers catchers.

Prior to joining the Rangers staff, Wakamatsu spent three seasons in the Los Angeles Angels organization, serving as the Angels minor league coordinator and roving catching instructor in 2001 and 2002. He also has managerial experience on the minor league level, heading up the Double-A Erie (2000), Double-A El Paso (1999), Single-A High Desert (1998) and Peoria of the Arizona League (1997). Wakamatsu's managerial record stands at 215-248.

A former catcher, Wakamatsu's professional playing career spanned 12 seasons (1985-96) with seven organizations. He played in 18 major league games with the Chicago White Sox in 1991 and batted .226. All nine of his starts came with knuckleballer Charlie Hough on the mound.

A native of Hayward, Calif., Wakamatsu graduated from Hayward High School in 1981, where he lettered in baseball, basketball and football. He lettered four seasons at Arizona State and earned All-Pacific 10 Conference honors in each of his final three seasons.

Don and his wife Laura make their off-season home in North Richland Hills, Tex. with their children, Jacob, Lucas and Jady.

## Major League Record

	AVG.	G	AB	R	H	2B	3B	HR	RBI
TOTALS	.226	18	31	2	7	0	0	0	0

# Tye Waller

36

## First Base Coach

Elliott Tyrone Waller

Named as A's first base coach, December 21, 2006

**Birthdate:** March 14, 1957**Opening Day Age:** 51**Birthplace/Resides:** Fresno, CA / San Diego, CA

Tye Waller enters his second season as the A's first base coach after serving in the same capacity with the San Diego Padres during the 2006 season. His 19-years in the Padre organization also included a six-year stint as the Padres director of player development (2000-05).

Waller began his coaching career in 1988 with the Padres rookie-level club in Spokane, Wash. He then served as the club's minor league outfield and base running instructor from 1989-93 before taking over the managerial duties at Spokane for the 1994 season. Waller accepted his first Major League coaching position in 1995 as the Padres bullpen coach and then served as San Diego's coordinator of minor league instruction from 1997-1999.

Selected by the St. Louis Cardinals in the fourth round of the 1977 First-Year Player Draft, Waller played 11 seasons professionally, including parts of four seasons in the Majors. In his first season of professional ball, he batted .320 for Calgary and led the Pioneer League in hits, runs and RBI on his way to league MVP honors. He made his Major League debut with the Cardinals in 1980 and appeared in five games for the Redbirds. He was traded to the Chicago Cubs in the off-season to complete a deal that sent Leon Durham and Ken Reitz to the Cubs for Bruce Sutter. He appeared in 30 games for the Cubs in 1981 and finished the season batting .268 with three home runs and 13 RBI. Waller was traded to the White Sox in December of 1982 and signed a free agent contract with the Astros in 1983. He appeared in 11 games for the Astros in 1987, his last season of professional ball.

A native of Fresno, Waller graduated from Hoover High School and attended San Diego City College for two years. Tye makes his off-season home in San Diego with his wife, Cynthia. The couple has four children—Elliott and triplets Todd, Terrence and Tiffany.

**Major League Record**

	AVG.	G	AB	R	H	2B	3B	HR	RBI
TOTALS	.236	63	110	18	26	3	1	3	14

**Curt Young**

**48**

**Pitching Coach**

Curtis Allen Young

Named as A's pitching coach, December 2, 2003

**Birthdate:** April 16, 1960

**Opening Day Age:** 47

**Birthplace/Resides:** Saginaw, Michigan / Scottsdale, Arizona



Curt Young returns for his fifth season as A's pitching coach, a position he was appointed to on December 2, 2003. The 2008 season will mark Young's 21st season in the Oakland organization, which includes 12 years as a player and four years as a minor league coach.

Over the past four seasons, A's the A's pitching staff has allowed the fewest home runs in the American League (618), ranks second in opponent batting average (.260), tied for second in shutouts (40) and third in ERA (4.09). A's starters have logged the second most innings (3,972.0) in the American League over the last four seasons while posting a 4.21 ERA, which is the third best mark of any AL rotation over that span. The A's bullpen has also posted the American League's third best ERA (3.83) over the last four seasons.

During Young's tenure as pitching coach, five A's pitchers—Mark Mulder (2004), Tim Hudson (2004), Justin Duchscherec (2005), Barry Zito (2006) and Dan Haren (2007)—have been selected to the American League All-Star team, with Mulder and Haren earning starts in the Midsummer's Classic. Closer Huston Street earned 2005 American League Rookie of the Year honors. Zito (July, 2005), Esteban Loaiza (August, '06) and Haren (May, 2007) earned AL Pitcher of the Month Awards while Joe Blanton twice earned AL Rookie of the Month Awards in 2005.

Young began his coaching career in 2000 as the pitching coach at Double-A Midland. His first Midland staff compiled a 4.64 ERA which was the lowest figure posted by the club in 15 years. His 2001 staff bettered the previous year's figure by 24 points, finishing with a 4.40 ERA, and in 2002 the RockHounds finished with a 3.88 ERA. Young was moved up to Triple-A Sacramento for the 2003 season and the River Cats posted the fourth best ERA in the Pacific Coast League (3.90) en route to the PCL Championship.

Young compiled a 69-53 record and a 4.31 ERA in 251 games, 162 starts, in an 11-year Major League career that included stints with Oakland (1983-91, 93), Kansas City (1992) and the New York Yankees (1992). He was originally drafted by the A's in the fourth round of the 1981 June draft and made his Major League debut in 1983. The left-hander went 13-9 with a 3.45 ERA in 1986 and led the team in victories, earning him an Opening Day start in 1987. He matched his career best in wins in 1987, posting a 13-7 record and a 4.08 ERA in a career high 31 starts. Young was also a member of the A's starting rotation when they won three consecutive American League pennants from 1988-90. He tossed two one-hitters during his career: October 5, 1986 against Kansas City and June 9, 1987 against Chicago.

Young graduated from Arthur Hill High School in Saginaw, Michigan, where he also starred as a quarterback, and attended Central Michigan University. In 1980, he pitched for the United States team in the World Amateur Baseball Tournament in Japan. Curt makes his off-season home in Scottsdale, Ariz. with his wife, Kathy and their two sons.

**Major League Record**

	W	L	ERA	G	IP	H	R	ER	BB	SO
TOTALS	69	53	4.31	251	1107.0	1133	581	530	366	536

**A's Pitching Staff Among the Best**

**Overall**

Atlanta	3.91
Oakland	3.98
Los Angeles-NL	4.00
New York-NL	4.11
St. Louis	4.13

**Starters**

Atlanta	3.97
Oakland	4.05
Los Angeles-NL	4.14
San Francisco	4.22
New York-NL	4.24

FRONT OFFICE  
2008 ATHLETICS  
REVIEW  
RECORDS  
HISTORY  
OPPONENTS  
PLAYER DEVELOPMENT  
MISCELLANEOUS

# Wes Bankston

69



## Infielder

**Height/Weight:** 6-4 / 215

**Bats/Throws:** Right / Right

**Birthdate:** November 23, 1983

**Opening Day Age:** 24

**Birthplace/Resides:** Dallas, Texas / Plano, Texas

**Major League Service:** None

**Obtained:** Claimed off waivers from Kansas City, November 28, 2007

**Contract Status:** First year of a one-year contract through 2008

## Career Highlights

Hit 92 home runs in six minor league seasons with the Tampa Bay organization, including eight grand slams...has averaged 21 doubles, 15 home runs and 66 RBI per season in his first six professional campaigns...was named to the Southern League All-Star Game in 2006 and the South Atlantic League All-Star Game in 2004...earned Appalachian League Most Valuable Player honors in his first professional season at Princeton in 2002 after leading the league in home runs (18) and RBI (57).

## 2007 Highlights

Spent the entire season with Triple-A Durham in the Tampa Bay organization before being claimed off waivers twice following the season...batted .238 with 15 home runs and 59 RBI in 104 games with the Bulls...the batting average was a career low, as was his .282 on-base percentage...tied for the International League lead in sacrifice flies (9)...finished third on his team in home runs and RBI...hit .256 (81 for 317) with 13 of his 15 home runs and 54 of his 59 RBI against right-handed pitching...batted just .164 (12 for 73) against left-handers...hit .235 with runners in scoring position...batted .321 over his first 27 games through May 4...then hit .193 over his next 44 games before going on the disabled list on July 16 with a right knee injury...was reinstated from the DL on July 29 and hit .229 over his final 33 games...had nine home runs and 35 RBI in 71 games before the injury and six home runs and 24 RBI in 33 games after the injury...committed nine errors in 78 games at first base for a .988 fielding percentage...also appeared in 24 games at designated hitter and hit .256...hit in every spot in the order from four through eight and saw most of his action with 50 games in the cleanup spot...had a season high five RBI in his third game of the season on April 7 against Syracuse...hit safely in a season high eight consecutive games from April 26 to May 4 (15 for 32, .469)...hit .281 in April, his best one month batting average in 2007...went 3 for 4 with three RBI on August 1 against Columbus and then had a season high four hits and three more RBI the next day...had his lone two homer game of the season on August 21 against Richmond, capping a nine-game stretch where he had five home runs and 10 RBI...finished August with six home runs and 21 RBI in 27 games...hit .190 with one home run and one RBI in six postseason games for Durham as the Bulls reached the IL Governors' Cup Championship before losing the best of five series to Richmond in five games...was claimed off waivers by Kansas City on September 21 but was designated for assignment on November 20 and claimed off waivers by the AS on November 28.

## Career

**2006**—Split the season between Double-A Montgomery and Durham, his first action at the Triple-A level...combined at both stops to bat .282 with 20 doubles, 9 home runs and 48 RBI...compiled an All-Star first half with the Biscuits earning the starting nod at third base on the Southern League's Southern All-Star squad...homered in the season opener April 6 against Tennessee...hit safely in 15 of his first 17 games including 10 straight from April 11-20...had his season interrupted April 24 at Mississippi when he left the game in the fourth inning with a strained oblique...landed on the disabled list the next day...missed over a month with the injury (April 25-June 7)...was batting .333 at the time he was sidelined and hit just .270 the remainder of the year...hit his second home run of the year June 8 at Carolina in his first game back from the injury...was promoted to Durham on July 13...belted his eighth career grand slam August 26 against Charlotte...it was his lone hit in eight at bats with the bases loaded...hit at a .415 clip with four of his five home runs off lefties with the Bulls...batted just .254 off right-handers...played in only three games with the Phoenix Desert Dogs of the Arizona Fall League due to a right ankle sprain...had 1 hit in 12 at-bats.

**2005**—Spent the majority of the season at Montgomery where he batted .292 with 17 doubles and 12 home runs in 82 contests...his six errors were tied for third fewest in the Southern League among all first basemen with at least 50 games played at the position...his .991 fielding percentage also ranked third in the league...had his fifth career multi-home run game on July 27 at Birmingham...opened the year at Single-A Visalia after missing the first month of action with torn meniscus in his left knee...batted .387 and hit safely in 15 of his 17 games before his promotion to the Biscuits...belted his seventh career grand slam on May 21 at Rancho Cucamonga...also hit a two-run home run, his fourth career multi-homer game...set a career high with six RBI in the contest...was a combined 5 for 9 on the year with the bases loaded with three doubles, a home run and 16 RBI...was named the seventh best prospect in the Tampa Bay organization by *Baseball America*.

**2004**—Named Single-A Charleston's Player of the Year after setting career highs in nearly every offensive category...named to the South Atlantic League midseason All-Star team...drove in a career high 101 runs, which tied for the fourth most in the SAL...his 56 extra-base hits were tied for tops on the team and sixth most in the league...also led the team with 73 walks, 42 multi-hit games and a career-high .390 on-base percentage...connected for his fifth career grand slam on May 20 vs. Augusta...collected his sixth career slam on July 20 on an inside-the-park home run against Rome...enjoyed his second career multi-homer game on May 24 at Capital City then repeated the feat two games later at Greensboro...awarded the Rays' May player of the month after batting .299 with 6 homers and 30 RBI.

**2003**—Spent the season at Charleston...was named Rays June player of the month after hitting .411 with six doubles, three home runs and 18 RBI...hit safely in 25 of 26 games between May 15 and July 2 including a career-high 16 straight from May 15 to June 15...was on the disabled list from May 17 to 29 with a sprained right wrist...belted his fourth career grand slam July 22 against Rome...rated the seventh best prospect in the organization by *Baseball America*.

**2002**—Awarded Co-Player of the Year honors at Princeton, along with Jason Pridie, in his professional debut...was named the Appalachian League's MVP...set the Princeton club record with a league leading 18 home runs, which ranked fourth highest among Rays minor leaguers...belted a home run in five consecutive games from August 10-14...led the Rays organization with three grand slams (July 8, August 12 and 18)...also captured the league's RBI title with 57, including two 5-RBI games...had a streak of eight straight games with a RBI from August 6-14 (16 total)...also ranked among the league leaders in hits (3rd-74), extra-base hits (3rd-29) and slugging (2nd-.569)...named Topps Player of the Month for August after hitting .284 with nine home runs and 24 RBI...also awarded the Rays' co-minor league August player of the month...rated as the 2nd best prospect in the Appalachian League, 6th best prospect in the Rays' organization and an All-Star among 18-year-old players by *Baseball America*.

**Personal/Miscellaneous**

Wesley Wade Bankston was originally signed by Tampa Bay scout Milt Hill...was a three-year starter at quarterback for Plano East (TX) High School...was selected District 9-5A Offensive Player of the Year his senior season...committed to the University of Texas prior to getting drafted by Tampa Bay.

**Lifetime Playing Record**

Year	Club	AVG.	G	AB	R	H	2B	3B	HR	RBI	SH	SF	HP	BB	SO	SB	CS	SLG	OBP	E
2002	Princeton	.301	62	246	48	74	10	1	18	57	0	4	1	18	46	2	1	.569	.346	6
	Hudson Valley	.303	8	33	2	10	1	0	0	1	0	1	0	6	1	0		.333	.294	1
2003	Charleston-SC	.256	103	375	46	96	18	1	12	60	0	6	2	53	94	2	3	.405	.346	4
2004	Charleston-SC	.289	127	470	82	136	30	3	23	101	0	2	6	73	104	9	0	.513	.390	5
2005	Visalia	.387	17	62	15	24	4	1	3	23	0	0	1	15	17	0	2	.629	.513	0
	Montgomery	.292	82	301	42	88	17	2	12	47	0	2	4	30	64	3	3	.482	.362	6
2006	Montgomery	.263	45	167	20	44	7	1	4	19	0	1	3	12	37	4	1	.389	.322	18
	Durham	.297	52	195	22	58	13	0	5	29	0	1	1	10	40	0	1	.441	.333	9
2007	Durham	.238	104	390	46	93	23	1	15	59	0	9	2	25	88	2	0	.418	.282	9

**Career Transactions**

**2002** — Selected by the Tampa Bay Devil Rays organization in the 4th round of the First-Year Player Draft. **2007** — Claimed off waivers by Kansas City, September 21. Claimed off waivers by Oakland, November 28.

**Daric Barton**

**10**

**First Base**

**Height/Weight:** 6-0 / 224      **Bats/Throws:** Left / Right  
**Birthdate:** August 16, 1985      **Opening Day Age:** 22  
**Birthplace/Resides:** Springfield, Vermont / Corona, California  
**Major League Service:** 21 days  
**Obtained:** Acquired from the St. Louis Cardinals with pitchers Kiko Calero and Dan Haren from pitcher Mark Mulder, December 18, 2004  
**Contract Status:** First year of a one-year contract through 2008.

**Career Highlights**

Made his Major League debut with Oakland in 2007 and hit .347 in 18 games while reaching base safely via hit or walk in each game...has a .301 batting average and a .414 on-base percentage in 460 career minor league games...was originally a first round draft pick of St. Louis in 2003 and spent two seasons in the Cardinals farm system as a catcher...was named to the Midwest League Postseason All-Star team at Single-A Peoria in 2004...was traded to the Oakland organization following the 2004 season in the Mark Mulder deal and was converted to first base...played for the United States team in the Futures Game on July 10, 2005 at Comerica Park...missed most of the 2006 season after fracturing the radial head of his left elbow in a game against Iowa on May 23.

**2007 Highlights**

Spent the entire regular season at Triple-A Sacramento and also played for the River Cats in the first round of the Pacific Coast League playoffs before he was selected by Oakland on September 10...started all 18 games at first base for the A's following his promotion and batted .347 in his Major League debut...of his 25 hits, 13 were for extra bases (nine doubles, four home runs) and he had a .639 slugging percentage...added 10 walks for a .429 on-base percentage...based on a minimum of 75 plate appearances, he had the third best single season batting average in Oakland history, the sixth best slugging percentage and the ninth best on-base percentage...reached base safely via hit or walk in all 18 of his games, which is the longest reaching base streak to start a career in Oakland history...the previous mark was 14 by Bruce Robinson in 1978...had nine multiple hit games in his 18 contests...hit .378 (17 for 45) with three of his four home runs against right-handed pitching compared to .296 (8 for 27) against left-handers...batted .419 on the road and .293 in Oakland...was just 1 for 12 (.083) with runners in

FRONT OFFICE  
 2008 ATHLETICS  
 REVIEW  
 RECORDS  
 HISTORY  
 OPPONENTS  
 PLAYER DEVELOPMENT  
 MISCELLANEOUS





scoring position...was 12 for 43 (.279) against a pitcher the first time he saw him in a game and 13 for 29 (.448) after that...made 16 of his 18 starts batting second in the order...did not commit an error in 159 total chances at first base...made his ML debut on September 10 at Seattle and went 2 for 3 with a double and two walks...walked in his first two plate appearances before doubling off Ryan Feierabend in the sixth inning for his first ML hit...had nine hits in his first five games, which tied the Oakland record for most hits by a player in his first five ML games...shares the mark with Mitchell Page (1977), Jeff Cox (1980) and Ben Grieve (1997)...hit his first ML home run on September 14 against Texas, a two-run shot off Kason Gabbard in the third inning...had a career high three hits in that game...had a nine-game hitting streak from September 16 to 26 (13 for 35, .371) and hit safely in 15 of his 18 games...batted .293 with nine home runs and 70 RBI in 136 games with Sacramento...led the River Cats in games, at bats (516), runs (84), hits (151), doubles (38), RBI and walks (78) and was second in triples (5), hit by pitches (6) and on-base percentage (.389)...had career highs in games, at bats, doubles and triples...tied for fourth among all Triple-A batters in walks (78), ranked seventh in on-base percentage (.389) and was eighth in doubles (38)...led the A's farm system in hits...batted .304 (109 for 359) with eight of his nine home runs against right-handed pitching compared to .268 (42 for 157) against left-handers...hit .321 with six home runs and 49 RBI in 85 games before the Triple-A All-Star break and .246 with three home runs and 21 RBI in 51 games after the break...batted over .300 in just one month and that was in July when he hit .454 (49 for 108) with 14 doubles, two home runs and 20 RBI in 27 games...added nine walks for a .500 on-base percentage...had 43 multiple hit games...had a .302 average with runners in scoring position and was 4 for 11 (.364) with a grand slam with the bases loaded...seven of his nine home runs were solo shots and six came in the sixth inning or later...started games at six different spots in the order, including 63 in the three spot and 53 batting cleanup...appeared in 115 games at first base, 18 at third base and five at designated hitter...was also 1 for 2 with one RBI as a pinch hitter...went 8 for 20 (.400) over his first six games but then went 29 for 144 (.201) over his next 39 games from April 11 to May 24 to drop his average to .226...had a grand slam and a season high five RBI on May 3 at Las Vegas...went 19 consecutive games without a strikeout from May 18 to June 9...snapped out of his slump with two four-hit games in a four-game series at Colorado Springs on May 25 and 28...then had a 24-game hitting streak from June 5 to 29, which was the longest streak in the PCL in 2007...hit .490 (49 for 100) during the streak with 14 doubles, two home runs, 20 RBI and 24 runs scored...that included a streak of 10 straight multiple hit games from June 15 to 25 (27 for 40, .675)...had four-hit games on June 21 against Tacoma and June 24 at Salt Lake...also scored four runs in the game against Tacoma...the hitting streak pushed his season average to .329 and he was batting .321 as late as July 23...then went 33 for 148 (.223) over his final 39 regular season games...followed that up by going 11 for 20 (.550) with four home runs, 10 RBI, four walks and five runs scored in five games against Salt Lake in the first round of the PCL playoffs before he was promoted to Oakland.

## Career

**2006**—Batted .259 with two home runs and 22 RBI in 43 games with Triple-A Sacramento...had six doubles, four triples and two home runs among his 25 hits for a .395 slugging percentage...his season was cut short after fracturing the radial head of his left elbow in a game against Iowa on May 23...batted .338 in 22 road games compared to .171 in 21 home games...hit .326 with runners in scoring position, including 4 for 8 (.500) with the bases loaded...hit .361 against left-handed pitching compared to .225 against right-handers...hit safely in 19 of his first 25 games, going 28 for 90 (.311)...went 10 for 57 (.175) over his next 18 games before going on the disabled list...played two games with the A's affiliate in the Arizona Rookie League on August 15 and 16 and went 1 for 5 with a double...batted .500 with three RBI in four games for Este in the Dominican Winter League...also hit .182 with a home run and three RBI in three playoff games.

**2005**—Split his season between Single-A Stockton and Double-A Midland and batted a combined .317 with 13 home runs and 89 RBI in 135 games...added 97 walks for a .426 on-base percentage...had career highs in batting average, runs (98), hits (160), RBI, walks and strikeouts (79) and matched his best in home runs...tied for fourth in all of Minor League Baseball in walks...tied for the best batting average in the A's farm system and ranked fourth in RBI...hit .329 against right-handed pitchers and .288 against left-handers...batted .315 with runners in scoring position but that mark jumped to .380 with RISP and two outs...reached base safely via hit or walk in 123 of his 135 games...hit in every spot in the order except leadoff and saw his most action batting clean-up where he appeared in 62 games...appeared in 113 games at first base, 20 at designated hitter and one each at catcher, third base, left field and right field...began the year at Stockton and hit .318 with eight home runs and 52 RBI in 79 games with the Ports...batted .404 with three home runs, 24 RBI, 23 runs scored and 22 walks in 25 games in June...reached base safely via hit or walk in 40 consecutive games from May 3 to June 13...hit .306 with 37 walks for a .451 on-base percentage during the streak...had three four-hit games with the Ports and all came over an eight-game span from June 16 to 23...had an 11-game hitting streak from June 18 to July 2 (25 for 46, .543)...was promoted to Midland on July 4 and hit .316 with five home runs and 37 RBI in 56 games with the Rockhounds, including .348 in August...played for the United States team in the Futures Game on July 10 at Comerica Park and went 0 for 1...had his fourth four-hit game of the season on August 7 against Frisco to start a season best 20-game hitting streak that ran through August 28...batted .390 during the streak which equaled the second longest hitting streak in the Texas League in 2005...then hit .303 with a home run and two RBI in nine postseason games to help Midland win the Texas League Championship...played for the Arizona Fall League Champion Phoenix Desert Dogs and hit .267 with one home run and 10 RBI in 24 games...tied for the AFL league lead in walks (21) and had a .429 on-base percentage.

**2004**—Was named to the Midwest League Postseason All-Star team at catcher while playing for Single-A Peoria...led the Midwest League in on-base percentage (.445), ranked third in batting (.313) and was fourth in slugging (.511)...his on-base percentage ranked second among all minor leaguers and his batting average ranked second among all minor league catchers...ranked fourth in the St. Louis farm system in batting and RBI (77)...also led the Midwest League in intentional walks (10), ranked fourth in walks (69) and fewest strikeouts per plate appearance (8.93) and was ninth in RBI...appeared in just 90 games for Peoria as he did not join the club until May 16...despite joining the club a month late, he led the team in RBI, walks, on-base percentage and slugging and tied for the team lead in home runs (13)...batted .409 with runners in scoring position, including .439 with RISP and two outs...appeared in 52 games at catcher and had a .975 fielding percentage...tossed out 18 of 71 (25.4%) attempted base stealers...also hit .315 with seven home runs and 37 RBI in 36 games at designated hitter...got off to a quick start as he hit safely in each of his first 12 games from May 16 to 29, his longest hitting streak of the season (20 for 41, .488)...was named Midwest League Player of the Week for the week of May 24-30...had his only two homer game of the season on June 7 against Battle Creek...average was above .400 as late as July 16 when it was at .408...had a season high five RBI on July 7 at Battle Creek as part of a streak of nine consecutive games with an RBI from July 5 to 17 (14 RBI total)...matched his season high for hits on August 23 against Beloit when he went 4 for 4 with three doubles...went 3 for 12 (.250) with two walks and two stolen bases in three playoff games for Peoria.

**2003**—Was the first round draft pick of St. Louis and signed on June 10...was assigned to Johnson City of the Rookie Appalachian League...ranked third in the league in walks (37) and on-base percentage (.420)...batted .294 with four home runs and 29 RBI in 54 games...led Johnson

City in walks and ranked second in on-base percentage...appeared in 37 games at catcher and had a .983 fielding percentage...tossed out 16 of 56 (28.6%) attempted base stealers...also appeared in six games at third base...batted .185 over his first 20 games through July 13... then hit .345 over his final 34 games.

**Personal/Miscellaneous**

Daric W. Barton...graduated from Marina High School (Huntington Beach, CA) in 2003...hit .372 (29 for 78) with 10 home runs and 27 RBI as a senior.

**Lifetime Playing Record**

Year	Club	AVG.	G	AB	R	H	2B	3B	HR	RBI	SH	SF	HP	BB	SO	SB	CS	SLG	OBP	E
2003	Johnson City	.294	54	170	29	50	10	0	4	29	0	3	2	37	48	0	3	.424	.420	4
2004	Peoria	.313	90	313	63	98	23	0	13	77	0	3	8	69	44	4	4	.511	.445	11
2005	Stockton	.318	79	292	60	93	16	2	8	52	0	4	3	62	49	0	1	.469	.438	9
	Midland	.316	56	212	38	67	20	1	5	37	0	2	0	35	30	1	1	.491	.410	5
2006	Sacramento	.259	43	147	25	38	6	4	2	22	0	1	0	32	26	1	0	.395	.389	7
	Arizona A's	.200	2	5	1	1	1	0	0	2	0	0	0	0	0	0	0	.400	.200	0
2007	Sacramento	.293	136	516	84	151	38	5	9	70	0	4	6	78	69	3	4	.438	.389	17
	OAKLAND	.347	18	72	16	25	9	0	4	8	0	1	1	10	11	1	0	.639	.429	0
<b>ML Totals</b>		<b>.347</b>	<b>18</b>	<b>72</b>	<b>16</b>	<b>25</b>	<b>9</b>	<b>0</b>	<b>4</b>	<b>8</b>	<b>0</b>	<b>1</b>	<b>1</b>	<b>10</b>	<b>11</b>	<b>1</b>	<b>0</b>	<b>.639</b>	<b>.429</b>	<b>0</b>

**Career Transactions**

**2003** — Selected by the St. Louis Cardinals organization in the 1st round (28th selection overall) of the First-Year Player Draft. **2004** — Traded to the Oakland Athletics with pitchers Kiko Calero and Dan Haren for pitcher Mark Mulder, December 18.

**vs. The American League**

2007					CAREER					
AVG.	AB	H	HR	RBI	vs. TEAM	AVG.	AB	H	HR	RBI
.571	7	4	1	1	Boston	.571	7	4	1	1
.417	12	5	1	2	Cleveland	.417	12	5	1	2
.273	11	3	1	1	Los Angeles	.273	11	3	1	1
.280	25	7	0	1	Seattle	.280	25	7	0	1
.353	17	6	1	3	Texas	.353	17	6	1	3

**Monthly Breakdown**

2007					CAREER					
AVG.	AB	H	HR	RBI	by MONTH	AVG.	AB	H	HR	RBI
.347	72	25	4	8	September	.347	72	25	4	8

**Batting Breakdown**

2007					CAREER					
AVG.	AB	H	HR	RBI	by CATEGORY	AVG.	AB	H	HR	RBI
.293	41	12	2	5	Home	.293	41	12	2	5
.419	31	13	2	3	Road	.419	31	13	2	3
.292	24	7	2	4	Day	.292	24	7	2	4
.375	48	18	2	4	Night	.375	48	18	2	4
.347	72	25	4	8	Grass	.347	72	25	4	8
—	0	0	0	0	Turf	—	0	0	0	0
—	0	0	0	0	Pre-ASG	—	0	0	0	0
.347	72	25	4	8	Post-ASG	.347	72	25	4	8
.296	27	8	1	2	vs. LHP	.296	27	8	1	2
.378	45	17	3	6	vs. RHP	.378	45	17	3	6
.083	12	1	0	1	RISP	.083	12	1	0	1
—	0	0	0	0	Bases Loaded	—	0	0	0	0
—	0	0	0	0	Pinch Hitter	—	0	0	0	0
—	0	0	0	0	Designated Hitter	—	0	0	0	0

**Ballpark Breakdown**

	AVG.	AB	H	HR	RBI
Fenway Park	.571	7	4	1	1
Jacobs Field	.417	12	5	1	2
McAfee Coliseum	.293	41	12	2	5
Safeco Field	.333	12	4	0	0

**Fielding Statistics**

First Base								
YEAR	PCT.	G	PO	A	E	TC	DP	
2007	1.000	18	153	7	0	160	19	
<b>Totals</b>	<b>1.000</b>	<b>18</b>	<b>153</b>	<b>7</b>	<b>0</b>	<b>160</b>	<b>19</b>	

FRONT OFFICE  
2008 ATHLETICS  
REVIEW  
RECORDS  
HISTORY  
OPPONENTS  
PLAYER DEVELOPMENT  
MISCELLANEOUS

## Barton's Career Highs

**Hits:** 3, September 14, 2007 vs. Texas  
**Runs:** 2 (three games), last: September 16, 2007 vs. Texas  
**Doubles:** 2, September 21, 2007 at Cleveland  
**Triples:** None  
**Home Runs:** 1 (four times), last: September 30, 2007 vs. Los Angeles (AL)

**Runs Batted In:** 2 (twice), last: September 23, 2007 at Cleveland  
**Walks:** 2 (twice), last: September 26, 2007 at Boston  
**Strikeouts:** 2 (four times), last: September 19, 2007 vs. Seattle  
**Stolen Bases:** 1, September 12, 2007 at Seattle  
**Hitting Streak:** 9, September 16 to 26, 2007  
**Hitless Streak (At Bats):** 6, September 14 to 15, 2007

## Barton's Career Home Run Chart

**Multi-Homer Games:** None. **Three-Homer Games:** None. **Two-Homer Games:** None. **Grand Slams:** None. **Pinch-Hit Home Runs:** None.  
**Inside-The-Park Home Runs:** None. **Game Ending Home Runs:** None. **Lead Off Home Runs:** None.

## Joe Blanton

55

## Right-Handed Pitcher

**Height/Weight:** 6-3 / 256**Bats/Throws:** Right / Right**Birthdate:** December 11, 1980**Opening Day Age:** 27**Birthplace/Resides:** Nashville, Tennessee / Louisville, Kentucky**Major League Service:** 3 years, 16 days**Obtained:** Selected in the 1st round (24th selection overall) of the First-Year Player Draft**Contract Status:** First year of a one-year contract through 2008.

## Career Highlights

Enters the 2008 season with a 42-34 career record in 102 games, 98 starts...has won at least 10 games, started at least 31 games and tossed at least 190 innings in each of his three full seasons in the Majors...three of his four relief appearances came in 2004 when he made his Major League debut and the other came in 2006 in his final outing of the season in preparation for a relief role in the playoffs...has been a victim of poor run support as evidenced by a 32-2 career record with run support of four runs or more and a 3-3 record despite 1.04 ERA in his six career complete games...tied the Oakland rookie record for wins with 12 in 2005...was one of the A's four first round picks in the 2002 draft along with Nick Swisher, John McCurdy and Ben Fritz...ranked second in all of minor league baseball with 174 strikeouts in 2003.

## 2007 Highlights

Was 14-10 with a 3.95 ERA in 34 starts...tied for the American League lead in games started, ranked second in innings pitched (230.0), tied for third in complete games (3) and tied for fifth in shutouts (1)...led the A's pitching staff in innings pitched, complete games and shutouts and tied for the team lead in games started...had career highs in starts, complete games, innings pitched and strikeouts (140) and his 10 losses were the fewest of his three full seasons...issued just 40 walks in 230.0 innings, an average of 1.57 walks per nine innings...that mark was fourth lowest in the AL and third lowest in Oakland history...his .301 opponents on-base percentage was 10th lowest in the AL...with 140 strikeouts, he had a strikeout to walk ratio of 3.50, which was seventh best in the AL and second highest in Oakland history to Dan Haren's 3.91 from 2006...yielded 16 home runs for an average of 0.63 per nine innings, which was fourth lowest in the AL...allowed 240 hits, which was the most in the AL...also tied fourth in most earned runs allowed (101), was sixth in pitches thrown (3483) and tied for ninth in runs (106)...allowed a .269 opponents batting average, which broke down to .248 (117 for 471) by right-handed hitters and .291 (123 for 422) against left-handers...allowed 14 of his 16 home runs to right-handers...10 of his home runs were solo shots...opponents were 4 for 7 (.571) with a grand slam with the bases loaded...allowed a .271 opponents batting average the first time through the lineup, .220 the second time through and .312 after that...was 7-5 with a 2.69 ERA and .227 opponents batting average in 15 starts in Oakland compared to 7-5 with a 5.11 ERA and .304 opponents batting average in 19 starts on the road...had the lowest home ERA in the AL and the fourth highest road ERA...is now 22-15 with a 3.55 ERA (126 er in 319.0 ip) in 48 career appearances in Oakland and 20-19 with a 4.66 ERA (163 er in 314.2 ip) in 54 games on the road...was 11-6 with a 3.07 ERA in 22 starts on four days rest and 3-4 with a 5.68 ERA in his other 12 starts...his ERA on four days rest was fifth lowest in the AL...is 29-19 with a 3.39 ERA (149 er in 395.1 ip) in 61 career starts on four days rest and 13-15 with a 5.30 ERA (134 er in 227.1 ip) in his other 37 starts...was 8-5 with a 3.28 ERA and .239 opponents batting average in 19 starts before the All-Star Break and 6-5 with a 4.89 ERA and .309 opponents batting average in 15 starts after the break...was ninth in the AL in ERA at the break...received run support of three runs or fewer in 20 of his 34 starts and had the ninth lowest run support in the AL with a mark of 4.70...was 9-1 when receiving four or more runs of support and is now 32-2 (.941) in his career with run support of four runs or more...in his career, he averages run support of 1.82 in his losses (41 r in 203.0 ip), 4.29 in his no decisions (62 r in 130.0 ip) and 7.05 in his wins (227 r in 289.2 ip)...was 2-0 with a 1.57 ERA in three interleague starts and is now 6-3 with a 2.99 ERA (26 er in 78.1 ip) in 12 career starts against the National League...went 0 for 4 with three strikeouts at the plate and is now 1 for 9 (.111) with four strikeouts and three sacrifice hits in his career...was 3-0 with a 3.08 ERA in four starts against Los Angeles after entering the season with an 0-6 record and a 3.77 ERA in his career against the Angels...the A's were 17-17 in his starting assignments and are 53-45 (.541) in his career...tossed seven or more innings in 19 of his 34 starts, allowed two runs or fewer 15 times and walked two batters or fewer 30 times...had nine starts without a walk, 14 with

just one and never walked more than three...walked one batter or fewer in 10 consecutive starts from June 13 to July 30, which tied for the second longest such streak in Oakland history...went 19 consecutive starts with two walks or fewer from June 13 to September 15, equaling the third longest such streak in Oakland history...was 4-3 with a 4.28 ERA in 11 starts at the end of May and then went 3-1 with a 1.58 ERA in six starts in June...led the AL and ranked second in the Majors in June ERA...is now 10-4 with a 2.39 ERA (32 er in 120.1 ip) in 17 career starts in June...the wins and ERA are his best for any month of the season...then went 1-4 with a 5.49 ERA in July...that included a four-game losing streak from July 8 to 30 (6.75 ERA)...then went 6-2 with a 4.26 ERA in 11 starts over the final two months of the season...tossed a complete game six-hitter on April 25 against Seattle but lost 2-0 in a 1 hour and 47 minute game...it was the A's quickest game since August 12, 1979 at Minnesota (1 hour and 43 minutes)...it was his first of three complete games in 2007 but it was his third career complete game loss...is now 3-3 despite a 1.04 ERA (6 er in 52.0 ip) in six career complete games...the A's have been shutout in two of his complete games and scored one run twice...tossed a 1-0, three-hit shutout against Minnesota on June 2 in 1 hour and 49 minutes...it was the low-hit complete game of his career and his second game under 1 hour and 50 minutes...is the first A's pitcher to have two games under 1:50 in one season since Ken Holtzman in 1975...it was the 26th complete game 1-0 shutout in Oakland history but just the second since 1991...was involved in two other 1-0 games in 2007, both in June...was the losing pitcher in the A's 1-0 loss to Boston on June 7 and had a no decision in a 1-0 loss at New York (NL) on June 23...the last A's pitcher to be involved in three 1-0 games in a season was Mike Norris in 1980...has been the starting pitcher in three of the A's four 1-0 losses over the last three years...allowed an Oakland record tying six doubles in a 7-3 win at Houston on June 13...tossed a career high 122 pitches in a complete game four-hitter on July 3 in a 3-1 win over Toronto...allowed at least 10 hits in four straight starts from July 8 to 25, the longest such streak by an A's pitcher since Rick Langford did it from August 11-28, 1982...began that streak by allowing a career high 12 hits in the A's 7-3 loss to Seattle on July 8...yielded a career high tying nine runs in 4.0 innings on August 10 at Detroit but ended up with a no decision in the A's 16-10 win...was the winning pitcher in his 100th career appearance, a 7-3 A's win over Texas on September 15 in Oakland...that extended his winning streak to three games, one of three three-game winning streaks he compiled in 2007.

### Oakland A's Highest Strikeout To Walk Ratio

3.91	Dan Haren, 2006
<b>3.50</b>	<b>Joe Blanton, 2007</b>
3.49	Dan Haren, 2007
3.44	Gil Herreria, 1999
3.42	Vida Blue, 1971

## Career

**2006**—Went 16-12 with a 4.82 ERA in 32 games, 31 starts...tied for the team lead and tied for eighth in the American League in wins...after tying an Oakland record with 12 wins in 2005, he posted the fifth best win total by an Oakland pitcher in his sophomore season...allowed a .309 opponents batting average, which was third highest in the AL...it was fourth highest in Oakland history and the highest since Bob Welch had a .310 mark in 1993...it was the highest in Oakland history by a pitcher with a winning record, topping the .298 by Jimmy Haynes, who went 11-9 in 1998...it was the highest by a Major League starting pitcher with 15 or more wins in the post World War II era...allowed 241 hits, which led the A's, was fifth most in the AL and the most by an A's pitcher since Dave Stewart allowed 245 in 1991...also led the team in runs (111) and earned runs (104)...allowed 50 doubles, which tied for third most in the AL...yielded just 17 home runs in 194.1 innings, an average of 0.79 per nine innings, which was seventh lowest in the AL...his opponents batting average dropped to .288 with runners in scoring position but opponents were 7 for 17 (.412) with a grand slam with the bases loaded...went 8-8 with a 4.95 ERA in 18 starts before the All-Star Break and was 8-4 with a 4.64 ERA in 14 games, 13 starts, after the break...tied for fifth in the AL in post-break wins...was 8-3 despite a 5.40 ERA in 11 starts during the day and 8-9 with a 4.50 ERA in 21 games, 20 starts at night...tied for second in the AL in wins during day games...went 9-5 with a 4.52 ERA in 15 starts at home and 7-7 with a 5.12 ERA in 17 games on the road...tied for fourth in the AL in home wins...went 3-2 with a 6.14 ERA in five starts in April and 2-2 with a 6.61 ERA in six games, five starts in September...was 11-8 with a 4.09 ERA in 21 starts in the fourth months in between...allowed six home runs in September after allowing just 11 home runs over the first five months of the season...was 7-0 with a 3.08 ERA in eight starts against Seattle and Texas and 9-12 with a 5.46 ERA in 24 games against everyone else...received run support of one run or less eight times and was 0-8 in those starts...was 16-4 in his 23 starts with support of more than one run...committed four errors, which was third most in the AL...was in the A's starting rotation for the entire season until making one relief appearance in his last outing on September 29 at Los Angeles in preparation for a possible relief role in the playoffs (1 er in 3.0 ip)...was 16-12 with a 4.84 ERA in his 31 starts...the A's were 18-13 (.581) in his starting assignments...tossed seven or more innings in 10 of his 31 starts, allowed two runs or fewer 13 times and walked two batters or fewer 21 times...got off to a slow start for the second consecutive season as he went 4-5 with a 6.02 ERA over his first 10 starts...then tossed his first career shutout on May 31 against Kansas City, a five-hitter in the A's 7-0 win...it was his third career complete game, but it was his first complete game victory...beginning on May 31, he went 12-7 with a 4.30 ERA over his final 22 games, 21 starts...the 12 wins tied for fourth most in the AL over that span...strung together consecutive losses on April 13 and in May 5 and 10...those were his only two losing streaks of the season...walked a career high five batters in five innings in the A's 13-6 win at Kansas City on April 30...finished April with a 3-2 record but his 6.14 ERA tied for eighth highest in the AL in the month...matched his career high with five walks in the A's 5-3 loss at Texas on May 26...won each of his first three starts after the All-Star Break (3.79 ERA), his longest winning streak of the season...went 4-1 with a 4.55 ERA in five starts in July...tied for second in the AL in wins in the month...was on the A's ALDS roster but did not pitch against Minnesota...made one appearance in the ALCS against Detroit and tossed 2.0 scoreless innings of relief in Game 1 (2 bb, 2 so).

**2005**—Was 12-12 with a 3.53 ERA in 33 starts...set an Oakland rookie record for games started and tied the record for wins set by Chris Codiroli in 1983...is the sixth Oakland rookie to win 10 games, the third to toss 200 or more innings (201.1) and the fifth to strike out 100 or more (116)...his losses were the most by an A's rookie since Codiroli also lost 12 in 1983...his ERA was the best among Major League rookies with 100 or more innings pitched and he was the only rookie with two complete games...finished second among American League rookies in games started and innings pitched, tied for second in wins and was fourth in strikeouts...led the A's and ranked 10th among all AL pitchers in ERA...his .236 opponents batting average was fourth lowest in the AL and he tied for eighth in games started and tied for 10th in complete games...his 3.55 ERA was the lowest by an A's pitcher who did not finish the season with a winning record since 1978 (Keough 8-15, 3.24 ERA; Langford 7-13, 3.43 ERA)...had run support of 3.93 which ranked sixth lowest in the AL...it was the lowest figure by an A's pitcher since Lary Sorensen in 1984 (3.78)...received run support of two runs or less in 19 of his 33 starts and he was the starting pitcher in six of the 12 games in which the A's were shutout...the A's scored a total of six runs while he was pitching in his 12 losses...was 12-1 in 19 starts when the A's scored more than one run while he was pitching and received zero run support in eight of his losses...was one of the

best pitchers in the AL after the first two months of the season...was 0-5 with a 6.66 ERA and .292 opponents batting average in 10 starts at the end of May but then went 12-7 with a 2.53 ERA and .216 opponents batting average in 23 starts from June 1 until the end of the season...his ERA was second best in the AL over that span...was 11-6 with a 2.81 ERA in 23 starts when pitching on four days rest and 1-6 with a 5.37 ERA in his other 10 starts...had a 3.52 ERA at night which was ninth lowest in the AL...his opponents batting average broke down to .228 against left-handed hitters and .246 against right-handers...allowed a .208 average and a .246 on-base percentage when leading off an inning...the on-base percentage was second lowest in the AL and the batting average was third lowest...opponents hit .223 with runners in scoring position which was sixth lowest in the AL...went 7-5 with a 2.65 ERA in 16 starts after the All-Star break and the ERA was fourth lowest in the AL...went 1 for 3 (.333) at the plate and recorded his first Major League hit on June 9 at Washington with a third inning single off Livan Hernandez...the As were 18-15 (.545) in his starting assignments...tossed seven or more innings in 12 of his 33 starts but was just 6-5 despite a 1.61 ERA in those starts...tossed his first career complete game in his fourth career start on April 24 but was the losing pitcher in the As 1-0 loss at Los Angeles...became the first As pitcher since Ariel Prieto in 1995 to record his first career complete game before his first win...his other complete game was also a loss at Los Angeles, a 2-1 decision on August 31 when he struck out a career high 10...did not strike out a batter over three consecutive starts from May 14 to 25 which was the longest such streak by an As pitcher since Moose Haas also went three straight starts from May 10-22, 1987...retired just one batter in the As 14-6 loss at Tampa Bay on May 25...finished the month of May with a 13.25 ERA and .378 opponents batting average in five starts...based on a minimum of 18.0 innings, that was the highest one-month ERA in Oakland history and the fourth highest in the Majors since 1969...started the season by going 0-5 over his first 10 starts...the losing streak was a career high...recorded his first Major League win on June 4 in a 5-2 As win over Toronto...put together a career best four-game winning streak from June 14 to 29...finished June with a 5-1 record, a 2.06 ERA and a .174 opponents batting average in six starts...was named AL Rookie of the Month as he tied for the AL lead in wins and finished third in ERA...was also named Rookie of the Month in August when he went 3-1 with a 1.17 ERA and .207 opponents batting average in seven starts...led the AL in ERA in August and posted the fourth best one month ERA in Oakland history based on a minimum of 40 innings pitched...his seven starts were the most by an As pitcher in one month since August of 1992 when Kelly Downs also made seven starts...did not allow a run in consecutive starts on August 21 against Kansas City and August 26 at Baltimore as part of a career best 18.0 inning scoreless streak from August 16 to 31...allowed two runs or fewer and tossed six or more innings in nine consecutive starts from July 26 to September 5...that was the longest such streak by any ML rookie in the live-ball era (1920 to date) according to the Elias Sports Bureau...it also tied the Oakland record for consecutive starts with two runs or less in one season...was 3-3 despite a 1.37 ERA and .209 opponents batting average over the nine starts.

**2004**—Spent the entire regular season and postseason at Triple-A Sacramento before he was selected by Oakland on September 18 after the River Cats won the Pacific Coast League Championship...had no decisions, a 5.63 ERA and a .214 opponents batting average in three relief appearances with Oakland...made his Major League debut on September 21 at Texas and retired the side in order in the eighth inning...also pitched in relief of Mark Mulder on September 26 at Anaheim and October 1 against Anaheim...had pitched in just 27 games at Single-A and seven games at Double-A before making his Triple-A debut in 2004...was 11-8 with a 4.19 ERA in 28 appearances, 26 starts, with Sacramento...ranked second in the PCL in innings pitched (176.1) and strikeouts (143) and tied for fourth in wins...ranked fourth in the As farm system in strikeouts...led Sacramento in innings pitched and strikeouts and tied for the team lead in wins...had success early on as he was 3-1 with a 2.22 ERA over his first seven starting assignments...then went 4-6 with a 4.94 ERA in 15 games, 13 starts, from May 15 to July 30...finished the year by going 4-1 with a 2.66 ERA over his final six regular season starts...allowed just 13 home runs for an average of 0.66 per nine innings...allowed a .284 opponents batting average which broke down to .294 against left-handers and .277 against right-handers...struck out a season high 11 in a season high 8.0 innings in a win on June 12 at Salt Lake...tossed his only complete game on August 11 at Colorado Springs but he was the losing pitcher in Sacramento's 3-1 loss (9 h, 1 bb, 6 so)...struck out 10 in his final start on September 1 at Tacoma...then went 1-0 with a 3.14 ERA in two postseason starts...picked up the win in Game 2 of the PCL semi-finals against Portland on September 9 (7.1 ip, 7 h, 3 r, 1 er, 1 bb, 9 so)...had a no decision in Game 2 of the finals on September 15 against Iowa (7.0 ip, 10 h, 4 r, 4 er, 1 bb, 3 so).

**2003**—Ranked second in all of minor league baseball with a combined 174 strikeouts with Single-A Kane County and Double-A Midland in his second professional season...combined for an 11-8 record and a 2.29 ERA in 28 games, 26 starts, at his two minor league stops...held the

**Oakland A's  
Fewest Walks  
Per Nine Innings**

1.30	Catfish Hunter, 1974
1.53	Gil Heredia, 1999
1.57	Joe Blanton, 2007
1.76	Ken Holtzman, 1972
1.80	Ken Holtzman, 1974

opposition to a .210 batting average, which tied for ninth lowest in minor league baseball...led the As farm system in ERA and strikeouts and tied for fifth in wins...had just 26 walks for a strikeout to walk ratio of 6.69 to 1...allowed seven home runs in 168.2 innings or 0.37 per nine innings...his opponents batting average broke down to .179 against right-handers and .245 against left-handers...began the season at Kane County and was 8-7 with a 2.57 ERA in 21 starts...led the Midwest League in strikeouts (144), ranked second in walks per nine innings (1.29), tied for third in shutouts (2) and seventh in ERA...led the Cougars in strikeouts...was named Midwest League Pitcher of the Week three times at Kane County: April 28 to May 4, June 30 to July 6 and July 21 to 27...tossed a one-hit shutout in the second game of a doubleheader on May 2 against Peoria in a 5-0 win...pitched in the Midwest League All-Star Game on June 17 and retired the side in order in his only inning (1.0 ip, 2 so)...struck out 14 in his final start with Kane County on July 22 against Daytona...was

promoted to Midland on July 27 and was 3-1 with a 1.26 ERA in seven games, five starts, with the Rockhounds...allowed a .174 opponents batting average...recorded his first professional save on August 24 against Arkansas...moved up to Sacramento on September 1 and made one postseason appearance for the River Cats in relief (1.0 ip, 2 so).

**2002**—Was the As second of four first round draft picks and signed on July 20...was 1-2 with a 4.43 ERA in six games, three starts, at Short-Season Single-A Vancouver and Single-A Modesto...allowed a .244 opponents batting average...allowed just one home run and struck out 21 in 20.1 innings...began his professional career at Vancouver and was 1-1 with a 3.14 ERA in four games, two starts...tossed seven shutout innings (1 h, 5 so) on August 20 against Boise to record his first professional win...earned Northwest League Pitcher of the Week honors the week of August 19-25...was promoted to Modesto on August 23 and went 0-1 with a 7.50 ERA in two games, one start...made one postseason start with Modesto and took the loss (4.0 ip, 3 h, 2 r, 2 er, 2 bb, 6 so).

FRONT OFFICE  
2008 ATHLETICS  
REVIEW  
RECORDS  
HISTORY  
OPPORTUNITIES  
PLAYER DEVELOPMENT  
MISCELLANEOUS

**Personal/Miscellaneous**

Joseph Matthew Blanton was originally signed by Rich Sparks...graduated from Franklin Simpson (KY) High School in 1999...attended the University of Kentucky...led the Southeastern Conference and finished eighth among all NCAA Division I pitchers with 133 strikeouts in 2002... was selected by the A's with the New York Yankees first round pick in the June, 2002 draft as compensation for the loss of free agent Jason Giambi...is married, wife's name is LeeAndra.

**Lifetime Pitching Record**

Year	Club	W	L	ERA	G	GS	CG	SHO	SV	IP	H	R	ER	HR	HB	BB	IBB	SO	WP	BK
2002	Vancouver	1	1	3.14	4	2	0	0	0	14.1	11	5	5	0	0	2	0	15	0	0
	Modesto	0	1	7.50	2	1	0	0	0	6.0	8	6	5	1	0	6	0	6	0	1
2003	Kane County	8	7	2.57	21	21	2	2	0	133.0	110	47	38	6	5	19	0	144	1	0
	Midland	3	1	1.26	7	5	1	0	1	35.2	21	6	5	1	0	7	0	30	0	0
2004	Sacramento	11	8	4.19	28	26	1	0	0	176.1	199	101	82	13	6	34	2	143	6	0
	OAKLAND	0	0	5.63	3	0	0	0	0	8.0	6	5	5	1	0	2	0	6	0	0
2005	OAKLAND	12	12	3.53	33	33	2	0	0	201.1	178	86	79	23	5	67	3	116	4	2
2006	OAKLAND	16	12	4.82	32	31	1	1	0	194.1	241	111	104	17	5	58	4	107	3	0
2007	OAKLAND	14	10	3.95	34	34	3	1	0	230.0	240	106	101	16	4	40	4	140	3	1
<b>ML Totals</b>		<b>42</b>	<b>34</b>	<b>4.10</b>	<b>102</b>	<b>98</b>	<b>6</b>	<b>2</b>	<b>0</b>	<b>633.2</b>	<b>665</b>	<b>308</b>	<b>289</b>	<b>57</b>	<b>14</b>	<b>167</b>	<b>11</b>	<b>369</b>	<b>10</b>	<b>3</b>

**Career Transactions**

2002 — Selected by the Oakland Athletics organization in the 1st round (24th selection overall) of the First-Year Player Draft.

**Division Series Record**

Year	Club/Opp.	W	L	ERA	G	GS	CG	SHO	SV	IP	H	R	ER	HR	HB	BB	IBB	SO	WP	BK
2006	OAK vs. MIN																			
																				(Did not pitch)

**League Championship Series Record**

Year	Club/Opp.	W	L	ERA	G	GS	CG	SHO	SV	IP	H	R	ER	HR	HB	BB	IBB	SO	WP	BK
2006	OAK vs. DET	0	0	0.00	1	0	0	0	0	2.0	0	0	0	0	0	2	0	2	0	0

**vs. The American League**

2007	CAREER vs. TEAM																			
ERA	W	L	SV	G	IP	H	HR	ER	SO	ERA	W	L	SV	G	IP	H	HR	ER	SO	
10.03	0	2	0	2	11.2	20	3	13	5	Baltimore	5.46	1	2	0	5	29.2	39	4	18	17
4.66	0	1	0	3	19.1	21	1	10	10	Boston	3.58	2	1	0	5	32.2	32	2	13	17
2.92	1	1	0	2	12.1	13	0	4	9	Chicago	3.12	2	1	0	3	17.1	21	1	6	14
4.26	1	1	0	3	19.0	21	3	9	12	Cleveland	4.65	1	3	0	5	31.0	34	5	16	22
8.15	0	1	0	3	17.2	21	2	16	13	Detroit	8.21	2	2	0	6	34.0	49	3	31	17
2.25	0	0	0	1	8.0	5	0	2	7	Kansas City	1.76	3	1	0	6	41.0	32	1	8	30
3.08	3	0	0	4	26.1	30	0	9	8	Los Angeles	3.56	3	6	0	14	86.0	91	5	34	47
2.16	1	1	0	2	16.2	13	0	4	8	Minnesota	4.39	3	3	0	6	41.0	40	5	20	19
4.05	0	0	0	1	6.2	5	1	3	5	New York	9.39	0	2	0	3	15.1	16	4	16	8
—	0	0	0	0	0.0	0	0	0	0	Oakland	—	0	0	0	0	0.0	0	0	0	0
4.18	1	2	0	4	28.0	31	4	13	15	Seattle	3.07	7	3	0	12	82.0	79	7	28	44
4.38	1	1	0	2	12.1	18	2	6	11	Tampa Bay	6.06	2	3	0	7	35.2	51	4	24	23
4.15	2	0	0	2	13.0	12	0	6	13	Texas	4.75	6	2	0	11	60.2	67	8	32	39
1.13	2	0	0	2	16.0	10	0	2	10	Toronto	3.12	4	2	0	7	49.0	39	4	17	24

**vs. The National League**

2007	CAREER vs. TEAM																			
ERA	W	L	SV	G	IP	H	HR	ER	SO	ERA	W	L	SV	G	IP	H	HR	ER	SO	
1.13	1	0	0	1	8.0	7	0	1	5	Cincinnati	1.13	1	0	0	1	8.0	7	0	1	5
3.86	1	0	0	1	7.0	8	0	3	3	Houston	3.86	1	0	0	1	7.0	8	0	3	3
—	0	0	0	0	0.0	0	0	0	0	Los Angeles	2.25	1	0	0	1	8.0	9	1	2	3
0.00	0	0	0	1	8.0	5	0	0	6	New York	0.00	1	0	0	2	15.0	8	0	0	10
—	0	0	0	0	0.0	0	0	0	0	Philadelphia	2.35	1	0	0	1	7.2	5	0	2	7
—	0	0	0	0	0.0	0	0	0	0	San Diego	9.00	0	1	0	1	4.0	6	1	4	5
—	0	0	0	0	0.0	0	0	0	0	San Francisco	3.97	1	1	0	4	22.2	25	2	10	9
—	0	0	0	0	0.0	0	0	0	0	Washington	6.00	0	1	0	1	6.0	7	0	4	6

FRONT OFFICE  
2008 ATHLETICS  
REVIEW  
RECORDS  
HISTORY  
OPPONENTS  
PLAYER DEVELOPMENT  
MISCELLANEOUS

Monthly Breakdown

2007 ERA	W	L	SV	G	IP	H	HR	ER	SO	CAREER by MONTH	ERA	W	L	SV	G	IP	H	HR	ER	SO
3.55	2	1	0	5	33.0	28	4	13	27	April	4.08	5	5	0	15	92.2	91	11	42	56
4.87	2	2	0	6	40.2	45	5	22	28	May	6.31	4	8	0	17	97.0	115	11	68	51
1.58	3	1	0	6	45.2	33	1	8	25	June	2.39	10	4	0	17	120.1	97	9	32	70
5.49	1	4	0	6	41.0	56	1	25	18	July	4.92	5	8	0	15	97.0	118	6	53	49
4.14	3	1	0	6	37.0	38	3	17	24	August	2.67	9	4	0	18	114.2	114	5	34	81
4.41	3	1	0	5	32.2	40	2	16	18	September	4.75	8	5	0	18	102.1	120	13	54	56
—	0	0	0	0	0.0	0	0	0	0	October	5.59	1	0	0	2	9.2	10	2	6	6

Pitching Breakdown

2007 ERA	W	L	SV	G	IP	H	HR	ER	SO	CAREER by CATEGORY	ERA	W	L	SV	G	IP	H	HR	ER	SO
2.69	7	5	0	15	110.1	93	6	33	66	Home	3.55	22	15	0	48	319.0	303	28	126	181
5.11	7	5	0	19	119.2	147	10	68	74	Road	4.66	20	19	0	54	314.2	362	29	163	188
4.21	5	3	0	10	66.1	78	6	31	28	Day	4.44	15	10	0	30	190.1	219	19	94	98
3.85	9	7	0	24	163.2	162	10	70	112	Night	3.96	27	24	0	72	443.1	446	38	195	271
3.99	12	8	0	30	203.0	206	14	90	121	Grass	3.88	39	27	0	91	570.0	582	49	246	336
3.67	2	2	0	4	27.0	34	2	11	19	Turf	6.08	3	7	0	11	63.2	83	8	43	33
3.28	8	5	0	19	134.1	122	11	49	85	Pre-ASG	4.15	21	20	0	54	344.2	346	34	159	191
4.89	6	5	0	15	95.2	118	5	52	55	Post-ASG	4.05	21	14	0	48	289.0	319	23	130	178
3.95	14	10	0	34	230.0	240	16	101	140	Starter	4.09	42	34	0	98	622.2	654	56	283	358
—	0	0	0	0	0.0	0	0	0	0	Reliever	4.91	0	0	0	4	11.0	11	1	6	11

Ballpark Breakdown

	ERA	W	L	S	G	IP	H	HR	ER	SO
AT&T Park	4.22	0	0	0	2	10.2	14	1	5	4
Angel Stadium of Anaheim	2.61	2	3	0	8	48.1	50	1	14	32
Camden Yards	6.00	1	1	0	2	12.0	14	3	8	8
Comerica Park	14.00	1	0	0	2	9.0	16	2	14	2
Fenway Park	4.26	2	0	0	4	25.1	28	1	12	15
Jacobs Field	6.88	0	2	0	3	17.0	26	4	13	10
Kauffman Stadium	3.18	2	1	0	3	17.0	17	1	6	12
McAfee Coliseum	3.55	22	15	0	48	319.0	303	28	126	181
Metrodome	5.88	1	3	0	4	26.0	32	4	17	11
Minute Maid Park	3.86	1	0	0	1	7.0	8	0	3	3
PETCO Park	9.00	0	1	0	1	4.0	6	1	4	5
Rangers Ballpark in Arlington	3.83	4	1	0	8	42.1	45	4	18	24
RFK Stadium	6.00	0	1	0	1	6.0	7	0	4	6
Rogers Centre	4.95	1	2	0	3	20.0	23	1	11	10
Safeco Field	3.00	4	0	0	5	33.0	31	2	11	21
Shea Stadium	0.00	0	0	0	1	8.0	5	0	0	6
Tropicana Field	7.64	1	2	0	4	17.2	28	3	15	12
U.S. Cellular Field	6.75	0	1	0	1	5.1	8	0	4	4
Yankee Stadium	6.00	0	1	0	1	6.0	4	1	4	3

Fielding Statistics

Pitcher	Year	Pct.	G	PO	A	E	TC	DP
2004	1.000		3	1	0	0	1	0
2005	.971		33	13	20	1	34	1
2006	.871		32	13	14	4	31	0
2007	1.000		34	15	27	0	42	2
<b>Totals</b>	<b>.954</b>		<b>102</b>	<b>42</b>	<b>61</b>	<b>5</b>	<b>108</b>	<b>3</b>

Oakland A's Recent Ejections

Date	Player/Coach	Umpire	Date	Player/Coach	Umpire
Sept. 16, 2007	Nick Swisher	Chuck Meriwether	May 9, 2005	Ken Macha	Mark Carlson
August 23, 2007	Santiago Casilla	John Hirschbeck	June 16, 2004	Arthur Rhodes	Bruce Dreckman
August 18, 2007	Bob Geren	Mike Muchlinski	April 19, 2004	Mark Kotsay	Paul Emmel
July 8, 2007	Joe Blanton	Tim McClelland	Sept. 6, 2003	Terry Francona	Hunter Wendelstedt
May 1, 2007	Bob Geren	Charlie Reliford	Sept. 2, 2003	Terrence Long	Marvin Hudson
Sept. 28, 2006	Milton Bradley	Wally Bell	August 17, 2002	Jim Mecir	Rob Drake
Sept. 22, 2006	Milton Bradley	Ron Kulpa	August 17, 2002	Art Howe	Rob Drake
August 9, 2006	Milton Bradley	Paul Schrieber	July 27, 2002	Art Howe	Kerwin Danley
July 25, 2006	Justin Duchscherer	Mark Wegner	May 23, 2002	Mike Magnante	Bruce Froemming
July 23, 2006	Frank Thomas	Adam Dowdy	April 24, 2002	Rick Peterson	Ed Montague
July 9, 2006	Gerald Perry	Eric Cooper	August 26, 2001	Erik Hiljuz	Chris Guccione
May 2, 2006	Jason Kendall	Dale Scott	August 7, 2001	Ramon Hernandez	Kerwin Danley
April 16, 2006	Jay Payton	Ed Rapuano	July 26, 2001	Cory Lidle	Paul Emmel
Sept. 28, 2005	Mark Kotsay	Mike Everitt	May 16, 2001	Art Howe	Jeff Nelson

**Blanton's Career Highs**

**Low Hit Complete Game:** 3, June 2, 2007 vs. Minnesota  
**Innings Pitched:** 9.0 (four times), last: July 3, 2007 vs. Toronto  
**Fewest Innings Pitched, Starter:** 0.1, May 25, 2005 at Tampa Bay  
**Hits:** 12, July 8, 2007 vs. Seattle  
**Runs:** 9 (twice), last: August 10, 2007 at Detroit  
**Earned Runs:** 9 (twice), last: August 10, 2007 at Detroit

**Walks:** 5 (twice), last: May 26, 2006 at Texas  
**Strikeouts:** 10, August 31, 2005 at Los Angeles (AL)  
**Home Runs:** 3 (twice), last: May 27, 2007 at Baltimore  
**Longest Winning Streak:** 4, June 14 to 29, 2005  
**Longest Losing Streak:** 5, April 19 to May 25, 2005  
**Longest Scoreless Streak:** 18.0, August 16 to 31, 2005

**Blanton's 2007 Starts**

Date	Opponent	Score	Dec	ERA	IP	H	R	ER	BB	SO	HR	#PIT
April 3	at Seattle	4-8	—	6.00	6.0	5	4	4	0	7	1	81
April 8	at Los Angeles (AL)	2-1	W	3.97	5.1	5	1	1	2	2	0	98
April 14	New York (AL)	3-4 (13)	—	4.00	6.2	5	3	3	3	5	1	110
April 20	at Texas	16-4	W	4.13	6.0	7	3	3	1	7	0	94
April 25	Seattle	0-2	L	3.55	9.0	6	2	2	2	6	2	105
May 1	at Boston	5-4 (10)	—	3.83	7.0	6	4	4	2	4	0	106
May 6	at Tampa Bay	5-3	W	3.61	7.1	11	3	2	2	6	1	113
May 11	Cleveland	8-2	W	3.48	7.0	5	2	2	0	5	1	99
May 16	Kansas City	3-4	—	3.32	8.0	5	2	2	2	7	0	118
May 21	at Chicago (AL)	5-8	L	3.59	5.1	8	6	4	2	4	0	100
May 27	at Baltimore	4-8	L	4.28	6.0	10	8	8	1	2	3	110
June 2	Minnesota	1-0	W	3.81	9.0	3	0	0	0	6	0	108
June 7	Boston	0-1	L	3.60	7.1	4	1	1	3	2	1	117
June 13	at Houston	7-3	W	3.62	7.0	8	3	3	1	3	0	98
June 18	Cincinnati	6-1	W	3.43	8.0	7	1	1	0	5	0	106
June 23	at New York (NL)	0-1	—	3.19	8.0	5	0	0	1	6	0	109
June 28	at Cleveland	3-4	—	3.24	6.1	6	3	3	1	3	0	102
July 3	Toronto	3-1	W	3.09	9.0	4	1	1	1	4	0	122
July 8	Seattle	3-7	L	3.28	6.0	12	6	5	0	1	1	92
July 14	at Minnesota	3-4	L	3.36	7.2	10	4	4	1	2	0	106
July 20	Baltimore	1-6	L	3.53	5.2	10	6	5	1	3	0	108
July 25	at Los Angeles (AL)	6-7	—	3.69	6.0	11	5	5	0	3	0	96
July 30	Detroit	2-5	L	3.82	6.2	9	5	5	0	5	0	110
Aug. 4	Los Angeles (AL)	2-1	W	3.71	7.0	8	1	1	2	0	0	105
Aug. 10	at Detroit	16-10	—	4.10	4.0	7	9	9	1	2	2	75
Aug. 15	Chicago (AL)	3-2	W	3.94	7.0	5	0	0	0	5	0	100
Aug. 20	at Toronto	6-4	W	3.84	7.0	6	1	1	0	6	0	104
Aug. 25	at Tampa Bay	3-14	L	3.92	5.0	7	4	4	1	5	1	102
Aug. 31	Detroit	5-4 (10)	—	3.88	7.0	5	2	2	1	6	0	96
Sept. 5	at Los Angeles (AL)	6-2	W	3.81	8.0	6	2	2	1	3	0	99
Sept. 10	at Seattle	9-3	W	3.77	7.0	8	2	2	1	1	0	96
Sept. 15	Texas	7-3	W	3.78	7.0	5	3	3	1	6	0	99
Sept. 21	at Cleveland	3-4	L	3.84	5.2	10	4	4	3	4	2	106
Sept. 26	at Boston	6-11	—	3.95	5.0	11	5	5	3	4	0	93

**Jerry Blevins**

**13**

**Left-Handed Pitcher**

**Height/Weight:** 6-6 / 175      **Bats/Throws:** Left / Left  
**Birthdate:** September 6, 1983      **Opening Day Age:** 24  
**Birthplace/Resides:** Johnson City, Tennessee / Swanton, Ohio  
**Major League Service:** 16 days  
**Obtained:** Acquired from the Chicago Cubs with Rob Bowen in exchange for Jason Kendall and cash, July 16, 2007  
**Contract Status:** First year of a one-year contract through 2008.



**Career Highlights**

Was originally drafted by the Cubs in the 17th round of the 2004 draft, but made his Major League debut with Oakland in 2007....was traded to the As organization mid-way through the 2007 season as part of the Jason Kendall trade and made six relief appearances with Oakland in

FRONT OFFICE  
 2008 ATHLETICS  
 REVIEW  
 RECORDS  
 HISTORY  
 OPPONENTS  
 PLAYER DEVELOPMENT  
 MISCELLANEOUS



September...has 276 strikeouts in 226.2 career minor league innings (10.96 per nine innings)...was named to the Northwest League postseason All-Star team in his first professional season in 2004 while pitching for Boise.

**2007 Highlights**

Began the season with Single-A Daytona of the Florida State League in the Chicago Cubs organization but finished it in the Major Leagues with Oakland...had a loss and a 9.64 ERA in six relief appearances with the A's and allowed a .348 opponents batting average...left-handed hitters were 3 for 9 (.333) and right-handers were 5 for 14 (.357) with a home run...opponents were 3 for 4 (.750) with runners in scoring position...stranded all three of his inherited runners and first batters faced were 2 for 6 (.333) with a home run...was selected from Triple-A Sacramento on September 15 after the River Cats won the Pacific Coast League Championship and made his ML debut with Oakland on September 16 against Texas...entered the game in the ninth inning with the A's trailing 11-9 and retired the side in order...struck out the first batter he faced, David Murphy...his longest outing came on September 21 at Cleveland when he tossed 1.2 scoreless innings and retired all five batters that he faced...allowed at least one run in three of his six outings with the A's...including September 26 at Boston when he allowed four runs on three hits and a walk without retiring a batter...was charged with the loss as he entered the game in the sixth inning with the score tied at five...was a combined 5-5 with a 1.63 ERA in a career high 56 relief appearances with four minor league teams in two different organizations...converted all 10 of his save opportunities and allowed 5 of his 25 (20.0%) inherited runners to score...walked just 18 and struck out a career high 102 in a career high 77.1 innings...had a strikeout to walk ratio of 5.67 and averaged 11.87 strikeouts per nine innings...yielded just three home runs, or one every 25.8 innings...allowed a .200 opponents batting average, which included .198 (38 for 192) against right-handed hitters and .205 (17 for 83) against left-handers...allowed all three of his home runs against right-handers...opponents were 13 for 66 (.197) with runners in scoring position...was acquired by the A's from the Chicago Cubs along with Rob Bowen in exchange for Jason Kendall and cash considerations on July 16...was assigned to Double-A Midland following the trade and was 1-3 with a save and a 3.32 ERA in 15 relief appearances with the Rockhounds...struck out the side on July 25 at Frisco for his only save...added a season high five strikeouts in 2.0 innings against Frisco on August 1...was 0-3 with a 4.60 ERA over his first 13 outings and then did not allow a run over his final four outings beginning on August 22 (6.0 ip, 1 h, 9 so)...was promoted to Triple-A Sacramento on August 31 and made one regular season appearance with the River Cats on September 1 at Tucson (2.2 ip, 1 h, 4 so)...then went 1-0 with two saves in four postseason appearances for Sacramento and did not allow a run in 9.0 innings (4 h, 2 bb)...struck out 20 of the 33 batters he faced...did not allow a run over his final 17.2 minor league innings...began the season at Single-A Daytona in the Cubs organization and was 1-0 with six saves and a 0.38 ERA in 15 appearances...allowed just one run in 23.2 innings and did not yield a home run...right-handers were just 8 for 62 (.129)...did not allow a run over his first seven outings (11.0 ip) or his final seven (10.2 ip)...was promoted to Double-A Tennessee on May 17 and was 2-2 with three saves and a 1.53 ERA in 23 appearances with the Smokies...allowed just one run over an 18-game span from May 20 to July 1 (1 er in 24.0 ip, 0.38 ERA)...that included a 10-game scoreless streak from May 25 to June 8 (12.0 ip, 7 h, 2 bb, 15 so)...went 15 consecutive games without a walk from May 26 to July 1 (20.2 ip)...tossed a season high 3.0 scoreless innings (0 h, 0 bb) and picked up the win on July 1 against Mississippi.

**Career**

**2006**—Combined for a 1-3 record with two saves and a 6.13 ERA in 29 games with Single-A Daytona, short season Single-A Boise and Double-A West Tenn...allowed a .301 opponents batting average, which included a .288 mark against right-handed hitters and .341 against left-handers...allowed all three of his home runs against righties...his opponents average jumped to .375 with runners in scoring position although that number dropped to .190 with RISP and two outs...opponents were 6 for 8 (.750) with the bases loaded...began the year in extended spring training and was sent to Daytona on May 23...was 0-1 with a save and a 9.00 ERA in eight relief appearances with the Cubs, allowing at least one run in five of his eight outings...was transferred to Boise of the short season Northwest League on June 18 and was 1-2 with a 6.04 ERA in 16 games with the Hawks...tossed two or more innings in six of his 16 outings, including a season high 3.0 on July 15 against Vancouver...struck out a season high four in 2.0 innings on August 6 at Eugene...was promoted to West Tenn on August 23 and ended up posting his best numbers in his Double-A debut...had one save and compiled a 1.42 ERA in five relief appearances with the Diamond Jaxx.

**2005**—Spent the entire season at Single-A Peoria and was 3-7 with 14 saves a 5.54 ERA in 48 games, including two starts...the starts are the only two of his professional career...had minor league career highs in saves and losses...finished third in the Cubs farm system in saves and was second among Midwest League relievers with an average of 12.21 strikeouts per nine innings...struck out 90 batters in 66.1 innings in relief and fanned 96 batters in 76.1 innings overall (11.32 per nine innings)...led Peoria in appearances and saves and ranked second in strikeouts...converted 14 of 19 (73.7%) save opportunities...allowed a .260 opponents batting average, which included a .246 mark against left-handed hitters and .263 against right-handers...allowed five of his six home runs to righties...opponents hit .273 with runners in scoring position, but that mark dropped to .162 with RISP and two outs...recorded 13 of his 14 saves over a 26-game stretch from April 19 to June 29...struck out a season high seven in 4.0 innings of relief on July 15 at Burlington and matched that figure with seven strikeouts in 3.0 innings on August 27 against West Michigan...picked up the win in his first professional start on July 27 in the second game of a doubleheader against Daytona (5.0 ip, 3 h, 1 r, 1 er, 1 bb, 5 so)...his second start also came in the second game of a doubleheader on August 21 at Quad Cities and he took the loss (5.0 ip, 9 h, 4 r, 4 er, 1 so).

**2004**—Made his professional debut at Single-A Boise of the short season Northwest League and was 6-1 with five saves and a 1.62 ERA in 23 relief appearances...was named to the NWL Postseason All-Star Team...tied for the Hawks team lead in wins and saves and was second in games pitched...held the opposition to a .145 batting average...allowed just one home run in 33.1 innings and struck out 42, an average of 11.34 per nine innings...did not allow a run over his final 15 regular season outings (22.2 ip, 9 h, 12 bb, 27 so)...then had three saves in three post season appearances (3.1 ip, 3 h, 1 r, 1 bb, 4 so) as Boise swept Vancouver in the best of five Northwest League Championship Series.

**Personal/Miscellaneous**

Jerry Blevins was originally signed by Cubs scout Brian Williams...graduated from the University of Dayton...pitched for the 2007 USA World Cup team that won the gold medal in Chinese Taipei.

FRONT OFFICE  
2008 ATHLETICS  
REVIEW  
RECORDS  
HISTORY  
OPPONENTS  
PLAYER DEVELOPMENT  
MISCELLANEOUS

FRONT OFFICE

**Lifetime Pitching Record**

Year	Club	W	L	ERA	G	GS	CG	SHO	SV	IP	H	R	ER	HR	HB	BB	IBB	SO	WP	BK
2004	Boise	6	1	1.62	23	0	0	0	5	33.1	17	7	6	1	3	21	1	42	2	0
2005	Peoria	3	7	5.54	48	2	0	0	14	76.1	75	51	47	6	5	38	0	96	5	0
2006	Daytona	0	1	9.00	8	0	0	0	1	11.0	18	12	11	0	1	4	0	9	0	1
	Boise	1	2	6.04	16	0	0	0	0	22.1	27	22	15	3	3	8	0	19	1	0
	West Tenn	0	0	1.42	5	0	0	0	1	6.1	5	1	1	0	1	1	0	8	0	0
2007	Daytona	1	0	0.38	15	0	0	0	6	23.2	13	1	1	0	1	5	2	32	0	0
	Tennessee	2	2	1.53	23	0	0	0	3	29.1	23	5	5	1	1	8	1	37	1	0
	Midland	1	3	3.32	17	0	0	0	1	21.2	18	10	8	2	0	5	1	29	2	0
	Sacramento	1	0	0.00	1	0	0	0	0	2.2	1	0	0	0	0	0	0	4	0	0
	OAKLAND	0	1	9.64	6	0	0	0	0	4.2	8	6	5	1	0	2	0	3	0	0
<b>ML Totals</b>		<b>0</b>	<b>1</b>	<b>9.64</b>	<b>6</b>	<b>0</b>	<b>0</b>	<b>0</b>	<b>0</b>	<b>4.2</b>	<b>8</b>	<b>6</b>	<b>5</b>	<b>1</b>	<b>0</b>	<b>2</b>	<b>0</b>	<b>3</b>	<b>0</b>	<b>0</b>

2008 ATHLETICS

**Career Transactions**

**2004** — Selected by the Chicago Cubs organization in the 17th round of the First-Year Player Draft. **2007** — Traded to the Oakland Athletics with catcher Rob Bowen in exchange for Jason Kendall and cash, July 16.

REVIEW

**vs. The American League**

2007		CAREER vs. TEAM																		
ERA	W	L	SV	G	IP	H	HR	ER	SO	ERA	W	L	SV	G	IP	H	HR	ER	SO	
INF	0	1	0	1	0.0	3	1	3	0	Boston	INF	0	1	0	1	0.0	3	1	3	0
3.38	0	0	0	2	2.2	2	0	1	1	Cleveland	3.38	0	0	0	2	2.2	2	0	1	1
0.00	0	0	0	1	0.1	0	0	0	0	Los Angeles	0.00	0	0	0	1	0.1	0	0	0	0
13.50	0	0	0	1	0.2	3	0	1	1	Seattle	13.50	0	0	0	1	0.2	3	0	1	1
0.00	0	0	0	1	1.0	0	0	0	1	Texas	0.00	0	0	0	1	1.0	0	0	0	1

RECORDS

**Monthly Breakdown**

2007		CAREER by MONTH																		
ERA	W	L	SV	G	IP	H	HR	ER	SO	ERA	W	L	SV	G	IP	H	HR	ER	SO	
9.64	0	1	0	6	4.2	8	1	5	3	September	9.64	0	1	0	6	4.2	8	1	5	3

HISTORY

**Pitching Breakdown**

2007		CAREER by CATEGORY																		
ERA	W	L	SV	G	IP	H	HR	ER	SO	ERA	W	L	SV	G	IP	H	HR	ER	SO	
4.50	0	0	0	3	2.0	3	0	1	2	Home	4.50	0	0	0	3	2.0	3	0	1	2
13.50	0	1	0	3	2.2	5	1	4	1	Road	13.50	0	1	0	3	2.2	5	1	4	1
5.40	0	0	0	2	1.2	3	0	1	2	Day	5.40	0	0	0	2	1.2	3	0	1	2
12.00	0	1	0	4	3.0	5	1	4	1	Night	12.00	0	1	0	4	3.0	5	1	4	1
9.64	0	1	0	6	4.2	8	1	5	3	Grass	9.64	0	1	0	6	4.2	8	1	5	3
—	0	0	0	0	0.0	0	0	0	0	Turf	—	0	0	0	0	0.0	0	0	0	0
—	0	0	0	0	0.0	0	0	0	0	Pre-ASG	—	0	0	0	0	0.0	0	0	0	0
9.64	0	1	0	6	4.2	8	1	5	3	Post-ASG	9.64	0	1	0	6	4.2	8	1	5	3
—	0	0	0	0	0.0	0	0	0	0	Starter	—	0	0	0	0	0.0	0	0	0	0
9.64	0	1	0	6	4.2	8	1	5	3	Reliever	9.64	0	1	0	6	4.2	8	1	5	3

OPPONENTS

**Ballpark Breakdown**

	ERA	W	L	S	G	IP	H	HR	ER	SO
Fenway Park	0.00	0	1	0	1	0.0	3	1	3	0
Jacobs Field	3.38	0	0	0	2	2.2	2	0	1	1
McAfee Coliseum	4.50	0	0	0	3	2.0	3	0	1	2

**Fielding Statistics**

Pitcher								
Year	Pct.	G	PO	A	E	TC	DP	
2007	—	6	0	0	0	0	0	
<b>Totals</b>	<b>—</b>	<b>6</b>	<b>0</b>	<b>0</b>	<b>0</b>	<b>0</b>	<b>0</b>	

PLAYER DEVELOPMENT

**Blevins' Career Highs**

**Low Hit Complete Game:** None  
**Innings Pitched:** 1.2, September 21, 2007 at Cleveland  
**Hits:** 3 (twice), last: September 26, 2007 at Boston  
**Runs:** 4, September 26, 2007 at Boston  
**Earned Runs:** 3, September 26, 2007 at Boston  
**Walks:** 1 (twice), last: September 26, 2007 at Boston

**Strikeouts:** 1 (three times), last: September 21, 2007 at Cleveland  
**Home Runs:** 1, September 26, 2007 at Boston  
**Longest Winning Streak:** None  
**Longest Losing Streak:** 1, September 26, 2007 to present  
**Longest Scoreless Streak:** 1.2, September 21, 2007

MISCELLANEOUS

# Rob Bowen

18



## Catcher

**Height/Weight:** 6-3 / 225

**Bats/Throws:** Switch / Right

**Birthdate:** February 24, 1981

**Opening Day Age:** 27

**Birthplace/Resides:** Bedford, Texas / McDonough, Georgia

**Major League Service:** 2 years, 102 days

**Obtained:** Acquired from the Chicago Cubs with minor league pitcher Jerry Blevins in exchange for Jason Kendall and cash, July 16, 2007

**Contract Status:** First year of a one-year contract through 2008.

## Career Highlights

Has played for four teams in four years and 179 games at the Major League level...was originally a second round draft pick of Minnesota in 1999 and appeared in 24 games for the Twins from 2003-04...saw his most action in 2006 when he hit .245 in 94 games with San Diego...then appeared in 61 games in 2007 with three different teams...was traded by San Diego to the Cubs in the Michael Barrett trade and was dealt to Oakland a month later in the Jason Kendall trade...hit a combined .231 in 2007 and now has a .220 career batting average.

## 2007 Highlights

Was acquired by the As from the Chicago Cubs in the Jason Kendall trade in mid-July and ended up batting .279 with two home runs and five RBI in 21 games with Oakland...the As were his third team in 2007 as he started the year in San Diego before being dealt to Chicago...hit .268 in 30 games with the Padres and .065 in 10 games with the Cubs...combined with all three teams to bat .231 with four home runs and 18 RBI in 61 games...the switch-hitter batted .250 (12 for 48) against left-handed pitching and .222 (24 for 108) with three of his four home runs against right-handers...now has a .221 (17 for 77) career average against south paws and .219 (46 for 210) with six of his eight home runs against right-handers...hit .258 with all four of his home runs and nine of his 18 RBI in the seventh inning or later...seven of his eight career home runs have come after the sixth inning...had a .172 batting average at his home ballparks and .272 on the road...now has a .192 (24 for 125) career average at his home ballparks...was 2 for 5 (.400) with nine RBI with the bases loaded and is now 5 for 11 (.455) with 14 RBI with the bases full in his career...saw most of his action in the bottom two spots in the order as he hit .223 in 31 games hitting eighth and .317 in 18 games when batting ninth...made 56 of his appearances at catcher, including 45 starts...was also 0 for 4 with four strikeouts as a pinch hitter, all of which came in the National League...tossed out just 4 of 38 (10.5%) attempted base stealers, including 1 of 8 (12.5%) with Oakland...has thrown out 6 of 62 (9.7%) would be base stealers in his career...was acquired from the Chicago Cubs on July 16 along with minor league pitcher Jerry Blevins in exchange for Jason Kendall and cash...served as the back-up to Kurt Suzuki and started 14 of the As 69 games behind the plate following the trade...was 12 for 42 (.286) in his starting assignments with Oakland...went 2 for 10 (.200) with no RBI and one walk over his first nine games with the As through August 6...then had his first career two-homer game on August 8 at Texas...homered from both sides of the plate, marking the seventh time the feat has been accomplished in Athletics history...went 10 for 33 (.303) with two home runs, five RBI and nine walks over his final 12 games starting on August 8...had a career best five-game hitting streak from August 8 to 29 (7 for 15, .467)...went 0 for 10 with eight strikeouts over his final three games...was on San Diego's Opening Day Roster and went 4 for 24 (.167) over his first nine games through April 18...allowed five stolen bases on April 15 at Los Angeles (NL)...then went 6 for 11 (.545) over his next three games, including his first career three-hit game on April 20 at Colorado...had a career high four walks on April 24 at Arizona, but that was part of an 0 for 17 streak...had his second career three-hit game on May 26 against Milwaukee and was 5 for 15 (.333) in seven games in May...now has a .353 (12 for 34) career average in May, his best for any month...had a career high four RBI on June 2 at Washington...had his third career three-hit game on June 14 at Tampa Bay...went 2 for 4 with his second home run of the season on June 17 at Chicago (NL) in his final game as a Padre...was traded to the Cubs on June 20 with minor league outfielder Kyle Burke for catcher Michael Barrett...singled in his first official at bat with the Cubs on June 21 at Texas but then went 0 for his next 22...went 2 for 31 (.065) in 10 games total with Chicago before he was traded to Oakland on July 16.

## Career

**2006**—In his first full season in the Majors, he hit .245 with five doubles, three home runs, 13 RBI and 22 runs scored in 94 games...one of two San Diego switch-hitting catchers, he batted .167 from the right side and .263 from the left...knocked all three of his long balls and collected 12 of his 13 RBI left-handed...batted .233 with a double, home run, five RBI and five runs scored as a pinch-hitter...went 12 for 37 (.324) with eight RBI in day games...was 3 for 6 with five RBI with the bases loaded...hit his second homer of the season and first as a pinch-hitter on August 4 vs. Washington...hit at a .304 clip with 11 RBI before the All-Star break...tallied four hits in 11 at bats in April (.364) and six hits in 14 at bats in May (.429)...placed on the disabled list May 12 due to a left thumb sprain and missed 14 games...played in two rehabilitation games at Single-A Lake Elsinore (1 for 7, .143) before he was reinstated on May 28...knocked his first home run with the Padres and the team's first walk-off home run of 2006 in the 10th inning on May 6 vs. the Chicago Cubs to lift the Friars to a 2-1 victory...entered a game on 21 occasions as a pinch-runner, coming around to score six times...made just one error in 159 total chances over 65 games behind the plate...threw out one runner in nine stolen base attempts (11%) and yielded three passed balls...San Diego went 5-3 in games he started at catcher...also made his first career appearance at first base in the ninth inning, July 2 vs. San Francisco...made one postseason appearance in the NLDS against St. Louis and singled in his only at bat.

**2005**—Batted .267 with six home runs and 25 RBI in 87 games for Triple-A Rochester...had a season-high seven-game hit-streak, going 8 for 24 (.333), May 13-22...was 8 for 23 (.348) in six games, June 1-9...hit safely in five of six games, going 7 for 19 (.368), July 18-25...homered in consecutive games, July 18-19...had a season-high four RBI, July 30 at Scranton/Wilkes-Barre...was 12 for 27 (.444) in eight games, August 2-15...had a season-high four hits, August 10 at Ottawa...threw out 27 of 65 (42%) runners attempting to steal.

**2004**—Began the season at Double-A New Britain...recalled by Minnesota on April 8 and hit .214 in six games before he was optioned back to New Britain, May 10...connected for his first Major League home run on April 8 at Detroit off Steve Colyer...had an eight-game hit-streak, during which he went 9 for 28 (.321), May 25-June 2...recalled July 20 and appeared in one game before he was optioned July 22...had a six-game hit streak, going 9 for 24 (.375), June 30-July 5...recalled August 5...optioned to New Britain, August 31...threw out 22 of 59 (37%) runners attempting to steal at New Britain...played for Grand Canyon in the Arizona Fall League.

**2003**—Began the season at Double-A New Britain...hit safely in eight consecutive games, going 13 for 25 (.520), May 18-30...threw out 18 of 49 (37%) runners attempting to steal...promoted to Triple-A Rochester, June 16...tied his season-high eight-game hit streak, going 10 for 30 (.333), July 10-26...threw out 13 of 30 (43%) runners attempting to steal...recalled by Minnesota on August 20 and made his Major League debut, September 1 against Anaheim...singled off Jamie Walker for his first Major League hit, September 26 at Detroit...did not throw out any of the eight runners attempting to steal...played for Grand Canyon in the Arizona Fall League and hit .300 with a home run and seven RBI.

**2002**—Began the season at Single-A Ft. Myers...knocked a season-high four hits, April 14 vs. Clearwater...hit safely in six of seven games, May 12-21...drove in a season-high five runs June 9 at Brevard...homered in three consecutive games, July 16-18...had a season-high six-game hit streak, going 9 for 23 (.391), July 27-August 2...was second on the Ft. Myers in home runs and third in runs and RBI...transferred to Quad Cities, August 29...threw out 29 of 74 (39%) runners attempting to steal on the season...played for Phoenix in the Arizona Fall League.

**2001**—Homered in three consecutive games, April 26-28...named Midwest League Player of the Week, June 4-10...had a season-high six RBI and two-homer game, June 8 at Michigan...had another two-homer game, June 10 vs. Kane County...selected to the Midwest League All-Star team, June 19 at Dayton...hit three homers in two games, June 29-30...named Twins Minor League Player of the Week for games played July 7-13 after going 8 for 17 (.471) with two homers...had a season-high 11-game hitting streak, going 15 for 41 (.366), August 14-31...led Quad City in home runs (18) and slugging percentage (.452) and was second in RBI (70)...led league catchers with .993 fielding percentage...threw out 37 of 153 (24%) runners attempting to steal...named best defensive catcher in Midwest League by *Baseball America*.

**2000**—Hit safely in five consecutive games, going 13 for 19 (.684), July 7-12...hit a grand slam and drove in a season-high four runs, July 8 vs. Danville...named Twins Minor League Player of the Week for games played July 9-15...threw out 14 of 28 (50%) runners attempting to steal...ranked the seventh-best prospect in the Appalachian League by *Baseball America*.

**1999**—Hit safely in five of six games, July 27-August 5...had a season-high four-game hit streak, August 14-19.

**Personal/Miscellaneous**

Robert McClure Bowen...is a 1999 graduate of Homestead (IN) High School where he played baseball...was an All-State selection in 1998 and 1999...named *USA Today* and Gatorade Indiana High School Player of the Year in 1999 after hitting .418 with seven home runs...named a third-team All-American in 1999...was a catcher on the United States junior team that played in Venezuela in 1999...signed by Twins scout Bill Miles...contributes to the Garth Brooks Teammates for Kids Foundation, making a difference in the lives of children across the country.

**Lifetime Playing Record**

Year	Club	AVG.	G	AB	R	H	2B	3B	HR	RBI	SH	SF	HP	BB	SO	SB	CS	SLG	OBP	E
1999	GCL Twins	.260	29	77	10	20	4	0	0	11	1	3	0	20	15	2	2	.312	.400	8
2000	Elizabethton	.288	21	73	17	21	3	0	4	19	0	0	0	11	18	0	0	.493	.381	3
2001	Quad City	.255	106	385	47	98	18	2	18	70	2	3	2	37	112	4	0	.452	.321	6
2002	Ft. Myers	.184	100	342	52	63	12	1	10	49	2	5	5	38	69	1	0	.313	.272	12
	Quad City	.190	5	21	1	4	1	0	0	0	0	0	0	2	4	0	0	.238	.261	0
2003	New Britain	.306	42	134	17	41	13	0	1	16	1	0	2	13	24	0	0	.425	.376	2
	Rochester	.257	30	105	14	27	7	0	6	17	0	0	1	11	25	0	0	.495	.333	1
	MINNESOTA	.100	7	10	0	1	0	0	0	1	0	1	0	0	4	0	0	.100	.091	1
2004	New Britain	.197	77	249	28	49	10	0	9	24	1	1	3	31	76	3	0	.345	.292	8
	MINNESOTA	.111	17	27	1	3	0	0	1	2	1	0	0	4	10	0	0	.222	.226	1
2005	Rochester	.267	87	262	38	70	13	2	6	25	0	0	4	37	68	0	2	.401	.366	4
2006	Lake Elsinore	.143	2	7	0	1	0	0	0	0	0	0	0	2	0	0	0	.143	.143	0
	SAN DIEGO	.245	94	94	22	23	5	0	3	13	1	1	1	13	26	0	1	.394	.339	1
2007	SAN DIEGO	.268	30	82	12	22	8	0	2	11	1	1	1	13	28	1	2	.439	.371	3
	CHICAGO (NL)	.065	10	31	3	2	1	0	0	2	0	1	0	4	13	0	0	.097	.167	1
	OAKLAND	.279	21	43	6	12	1	0	2	5	1	0	0	10	20	0	0	.442	.415	1
	<b>AL Totals</b>	<b>.200</b>	<b>45</b>	<b>80</b>	<b>7</b>	<b>16</b>	<b>1</b>	<b>0</b>	<b>3</b>	<b>8</b>	<b>2</b>	<b>1</b>	<b>0</b>	<b>14</b>	<b>34</b>	<b>0</b>	<b>0</b>	<b>.325</b>	<b>.316</b>	<b>3</b>
	<b>NL Totals</b>	<b>.227</b>	<b>134</b>	<b>207</b>	<b>37</b>	<b>47</b>	<b>14</b>	<b>0</b>	<b>5</b>	<b>26</b>	<b>2</b>	<b>3</b>	<b>2</b>	<b>30</b>	<b>67</b>	<b>1</b>	<b>3</b>	<b>.367</b>	<b>.326</b>	<b>5</b>
	<b>ML Totals</b>	<b>.220</b>	<b>179</b>	<b>287</b>	<b>44</b>	<b>63</b>	<b>15</b>	<b>0</b>	<b>8</b>	<b>34</b>	<b>4</b>	<b>4</b>	<b>2</b>	<b>44</b>	<b>101</b>	<b>1</b>	<b>3</b>	<b>.355</b>	<b>.323</b>	<b>8</b>

**Career Transactions**

**1999** — Selected by the Minnesota Twins organization in the 2nd round of the June draft. **2006** — Claimed off waivers by the Detroit Tigers, March 29. Claimed off waivers by the San Diego Padres, April 3. On disabled list, May 12 to 27; included rehabilitation assignment to Lake Elsinore, May 26 to 27. **2007** — Traded to the Chicago Cubs on June 20 with minor league OF Kyley Burke for C Michael Barrett, June 20. Traded to the Oakland Athletics with minor league P Jerry Blevins for C Jason Kendall and cash, July 16.

**Division Series Record**

Year	Club/Opp.	AVG.	G	AB	R	H	2B	3B	HR	RBI	SH	SF	HP	BB	SO	SB	CS	SLG	OBP	E
2006	SD vs. STL	1.000	1	1	0	1	0	0	0	0	0	0	0	0	0	0	0	1.000	1.000	0

FRONT OFFICE  
2008 ATHLETICS  
REVIEW  
RECORDS  
HISTORY  
OPPONENTS  
PLAYER DEVELOPMENT  
MISCELLANEOUS

**vs. The American League**

2007 AVG.	AB	H	HR	RBI	CAREER vs. TEAM	AVG.	AB	H	HR	RBI
.000	2	0	0	0	Baltimore	.000	2	0	0	0
—	0	0	0	0	Boston	—	0	0	0	0
.000	6	0	0	0	Chicago	.000	6	0	0	0
.000	3	0	0	0	Cleveland	.000	9	0	0	0
.333	6	2	0	0	Detroit	.250	16	4	1	3
.250	4	1	0	0	Kansas City	.200	10	2	0	0
.333	6	2	0	0	Los Angeles	.167	12	2	0	0
—	0	0	0	0	Minnesota	—	0	0	0	0
—	0	0	0	0	New York	.000	1	0	0	0
—	0	0	0	0	Oakland	.167	6	1	0	0
.154	13	2	0	0	Seattle	.167	18	3	0	0
.625	8	5	0	0	Tampa Bay	.625	8	5	0	0
.308	13	4	2	4	Texas	.250	16	4	2	4
.500	2	1	0	2	Toronto	.500	2	1	0	2

**vs. The National League**

2007 AVG.	AB	H	HR	RBI	CAREER vs. TEAM	AVG.	AB	H	HR	RBI
.200	10	2	1	3	Arizona	.190	21	4	2	4
.333	3	1	0	0	Atlanta	.375	8	3	0	0
.182	11	2	1	1	Chicago	.313	16	5	2	3
—	0	0	0	0	Cincinnati	.000	3	0	0	0
.222	18	4	0	1	Colorado	.188	32	6	0	1
.333	3	1	0	0	Florida	.600	5	3	0	3
.000	4	0	0	0	Houston	.167	6	1	0	0
.143	14	2	0	1	Los Angeles	.238	21	5	0	3
.375	8	3	0	1	Milwaukee	.308	13	4	0	2
—	0	0	0	0	New York	.000	2	0	0	0
—	0	0	0	0	Philadelphia	.167	6	1	0	0
.250	4	1	0	0	Pittsburgh	.200	5	1	0	0
.000	3	0	0	0	St. Louis	.200	5	1	0	0
—	0	0	0	0	San Diego	—	0	0	0	0
.400	5	2	0	0	San Francisco	.200	25	5	0	3
.100	10	1	0	5	Washington	.154	13	2	1	6

**Monthly Breakdown**

2007 AVG.	AB	H	HR	RBI	CAREER by MONTH	AVG.	AB	H	HR	RBI
.204	49	10	1	5	April	.232	69	16	2	9
.333	15	5	0	1	May	.353	34	12	1	6
.229	35	8	1	6	June	.220	50	11	1	8
.105	19	2	0	1	July	.146	41	6	0	3
.400	20	8	2	5	August	.204	54	11	3	6
.167	18	3	0	0	September	.158	38	6	1	2
—	0	0	0	0	October	1.000	1	1	0	0

**Batting Breakdown**

2007 AVG.	AB	H	HR	RBI	CAREER by CATEGORY	AVG.	AB	H	HR	RBI
.172	64	11	1	6	Home	.192	125	24	3	14
.272	92	25	3	12	Road	.241	162	39	5	20
.192	73	14	2	7	Day	.219	128	28	3	17
.265	83	22	2	11	Night	.220	159	35	5	17
.209	148	31	4	18	Grass	.221	263	58	8	34
.625	8	5	0	0	Turf	.208	24	5	0	0
.220	109	24	2	13	Pre-ASG	.243	169	41	4	26
.255	47	12	2	5	Post-ASG	.186	118	22	4	8
.250	48	12	1	2	vs. LHP	.221	77	17	2	5
.222	108	24	3	16	vs. RHP	.219	210	46	6	29
.229	35	8	0	13	RISP	.239	71	17	1	26
.400	5	2	0	9	Bases Loaded	.455	11	5	0	14
.000	4	0	0	0	Pinch Hitter	.222	36	8	2	7
—	0	0	0	0	Designated Hitter	.000	0	0	0	0

FRONT OFFICE  
2008 ATHLETICS  
REVIEW  
RECORDS  
HISTORY  
OPONENTS  
PLAYER DEVELOPMENT  
MISCELLANEOUS

### Ballpark Breakdown

	AVG.	AB	H	HR	RBI
Angel Stadium of Anaheim	.222	9	2	0	0
AT&T Park	.200	10	2	0	1
Busch Stadium	.500	2	1	0	0
Chase Field	.182	11	2	1	1
Citizens Bank Park	.000	1	0	0	0
Comerica Park	.300	10	3	1	3
Coors Field	.300	20	6	0	1
Dodger Stadium	.300	10	3	0	2
Dolphin Stadium	.500	4	2	0	2
Great American Ball Park	.000	2	0	0	0
Jacobs Field	.000	4	0	0	0
Kauffman Stadium	.500	2	1	0	0
McAfee Coliseum	.174	23	4	0	2
Metrodome	.000	16	0	0	0
Miller Park	.000	3	0	0	0
Minute Maid Park	.000	1	0	0	0
PETCO Park	.273	77	21	3	12
PNC Park	.200	5	1	0	0
Rangers Ballpark in Arlington	.333	12	4	2	4
RFK Stadium	.091	11	1	0	5
Safeco Field	.111	9	1	0	0
Shea Stadium	.000	2	0	0	0
Tropicana Field	.625	8	5	0	0
Turner Field	.333	6	2	0	0
U.S. Cellular Field	.000	6	0	0	0
Wrigley Field	.087	23	2	1	1

### Fielding Statistics

Catcher								
YEAR	PCT.	G	PO	A	E	TC	DP	PB
2003	.944	7	15	2	1	18	0	1
2004	.985	15	65	1	1	67	1	0
2006	.994	65	144	14	1	159	1	3
2007	.985	56	306	20	5	331	3	3
<b>Totals</b>	<b>.986</b>	<b>143</b>	<b>530</b>	<b>37</b>	<b>8</b>	<b>575</b>	<b>5</b>	<b>7</b>

First Base								
YEAR	PCT.	G	PO	A	E	TC	DP	PB
2006	1.000	1	1	0	0	1	0	0
<b>Totals</b>	<b>1.000</b>	<b>1</b>	<b>1</b>	<b>0</b>	<b>0</b>	<b>1</b>	<b>0</b>	<b>0</b>

### Bowen's Career Highs

**Hits:** 3 (three times), last: June 14, 2007 at Tampa Bay  
**Runs:** 3, April 19, 2007 vs. Arizona  
**Doubles:** 2 (twice), last: June 14, 2007 at Tampa Bay  
**Triples:** None  
**Home Runs:** 2, August 8, 2007 at Texas  
**Runs Batted In:** 4, June 2, 2007 at Washington  
**Walks:** 4, April 24, 2007 at Arizona  
**Strikeouts:** 3 (six times), last: September 19, 2007 vs. Seattle  
**Stolen Bases:** 1, April 11, 2007 vs. San Francisco  
**Hitting Streak:** 5, August 8 to 29, 2007  
**Hitless Streak (At Bats):** 22, June 21 to July 4, 2007

### Bowen's Career Home Run Chart

**Multi-Homer Games:** 1, August 8, 2007 at Texas. **Three-Homer Games:** None. **Two-Homer Games:** 1, August 8, 2007 at Texas. **Grand Slams:** None. **Pinch-Hit Home Runs:** 2, August 4, 2006 vs. Washington (Ramon Ortiz); April 8, 2004 at Detroit (Steve Colyer). **Inside-The-Park Home Runs:** None. **Game Ending Home Runs:** 1, May 6, 2006 vs. Chicago-NL (Bob Howry). **Lead Off Home Runs:** None.

## Dallas Braden

51



### Left-Handed Pitcher

**Height/Weight:** 6-1 / 195 **Bats/Throws:** Left / Left

**Birthdate:** August 13, 1983 **Opening Day Age:** 24

**Birthplace/Resides:** Phoenix, Arizona / Stockton, California

**Major League Service:** 84 days

**Obtained:** Selected in the 24th round of the 2004 First-Year Player Draft

**Contract Status:** First year of a one-year contract through 2008.

### Career Highlights

Made his Major League debut with Oakland in 2007 and, after picking up the win in his debut, lost each of his final eight decisions...his debut came after appearing in just 10 games in 2006 because of a humoral defect in his left shoulder...was originally drafted by the A's in the 24th round of the 2004 draft and has a 26-9 record and a 3.47 ERA in 58 career minor league appearances, including 51 starts...has 336 strikeouts in 293.1 career minor league innings (10.31 per nine innings)...was named the A's Organizational Pitcher of the Year in 2005 after going 15-5 with a 3.52 ERA in 23 starts with Single-A Stockton and Double-A Midland.

### 2007 Highlights

Was one of nine players to make their Major League debut with the A's in 2007 and he had five stints with Oakland...was the winning pitcher in his debut on April 24 at Baltimore but then lost each of his final eight decisions to finish 1-8 with a 6.72 ERA in 20 games, 14 starts...based upon a minimum of 70 innings pitched, his ERA was third highest in the American League and third highest in Oakland history behind Dave Stewart (6.89 in 1995) and Omar Olivares (6.75 in 2000)...his .111 winning percentage was the lowest in the AL and third lowest in the Majors based on a minimum of seven decisions...using the same minimum, it was fourth lowest in Oakland history and the lowest since Mike Mohler went 1-10 in 1997...the eight-game losing streak tied for the longest in the AL in 2007 and it equaled the seventh longest in Oakland history...it was the longest by an Oakland pitcher since Mohler lost eight straight from April 5 to May 28, 1997...was 1-8 with a 7.31 ERA

FRONT OFFICE

2008 ATHLETICS

REVIEW

RECORDS

HISTORY

OPPONENTS

PLAYER DEVELOPMENT

MISCELLANEOUS

and .315 opponents batting average in his 14 starting assignments and 0-0 with a 2.16 ERA and .200 opponents batting average in six relief appearances...allowed a .303 opponents batting average, which included .214 (12 for 56) against left-handed hitters and .324 (79 for 244) against right-handers...the mark against righties was fourth highest in the AL...allowed just one of his nine home runs against lefties...six of the home runs were solo shots...opponents hit .326 with runners in scoring position, including .341 with RISP and two outs...was 0-5 with a 5.65 ERA and .281 opponents batting average in 10 games, eight starts, in Oakland compared to 1-3 with an 8.28 ERA and .331 opponents batting average in 10 games, six starts on the road...allowed a .230 opponents batting average over his first 30 pitches in a game...301 over pitches 31 through 75 and .471 after that...had a 1.93 ERA and 20 strikeouts in 14.0 innings in the first inning of a game and a 7.87 ERA and 35 strikeouts in 58.1 innings after that...received run support of two runs or fewer in 10 of his 14 starts and he had season run support of 3.80 in his starting assignments...the As scored just nine runs in his eight losses (35.2 ip, 2.27 run support)...the As were 5-9 in his starting assignments...tossed six or more innings in just three of his 14 starts and pitched fewer than five innings in eight of his starts...allowed two runs or fewer four times and walked two batters or fewer 12 times...first batters faced were 0 for 5 with a walk in his six relief appearances and he allowed 1 of his 4 inherited runners to score...was selected from Triple-A Sacramento on April 23 and made his Major League debut the next day at Baltimore...became the 33rd pitcher in Oakland history to start in his debut and the 10th to win as he defeated the Orioles, 4-2 (6.0 ip, 3 h, 1 r, 1 er, 1 bb, 6 so)...lost his next start on April 29 to Tampa Bay and was optioned back to Sacramento following the game...went 0-2 with a 7.71 ERA in two starts during his second stint from May 12 to 17...pitched exclusively in relief during his third stint from June 25 to July 6 and had a 4.50 ERA in three appearances...returned to the rotation during his fourth stint from July 16 to August 12 and was 0-4 with a 6.52 ERA in six starts...struck out a career high seven batters on July 16 against Texas, a figure he matched against the Rangers on August 6...tossed a career high seven innings and allowed just one run on July 22 against Baltimore, but the As were shutout 2-0 and he took the loss...was 1-1 with a 1.38 ERA in his two starts against the Orioles and 0-7 with a 7.89 ERA against everyone else...left with the lead in consecutive starts on August 1 against Detroit and August 6 at Texas only to have the bullpen blow the save both times...allowed a career high eight runs in 1.2 innings on August 12 at Detroit, his shortest outing as a starter...returned to Oakland for a fifth time on September 1 when runners expanded and was 0-1 with a 7.78 ERA in seven games, four starts...did not allow a run in his three relief appearances (4.1 ip)...allowed a career high nine hits in 4.2 innings on September 2 against Detroit...allowed six runs in 3.1 innings on September 23 at Cleveland to extend his losing streak to eight games...was 3-3 with a 2.84 ERA in 13 combined starts with Sacramento and Double-A Midland...walked just 21 and struck out 87 in 76.0 innings...allowed a .201 opponents batting average, which included .196 (36 for 184) against right-handed hitters and .213 (20 for 94) against left-handers...five of the six home runs he allowed were hit by right-handers...opponents were 9 for 47 (.191) with runners in scoring position...his teams were 7-6 in his starting assignments...tossed six or more innings in nine of his 13 starts, allowed two runs or fewer nine times and walked two batters or fewer 11 times...began the season at Midland and went 1-0 with a 2.25 ERA in two starts before he was promoted to Sacramento on April 19...ended up going 2-3 with a 2.95 ERA in 11 starts with the River Cats...had two complete games, which tied for third in the Pacific Coast League...made his first career start at the Triple-A level on April 19 at Portland and tossed 6.0 shutout innings...ended up with a no decision in the River Cats 6-5, 10-inning win and was promoted to Oakland...made his second Triple-A start on May 4 against Tucson and had another no decision, despite allowing just one run in 6.0 innings...went 0-1 with a 6.35 ERA in four starts in June...picked up his first win at Sacramento on July 7 against Fresno when he struck out 10 and allowed just one run on three hits and a walk in 6.2 innings...tossed back-to-back complete games in his final two minor league starts...had a five-hitter in a 4-1 loss to Fresno on August 22...then tossed a three-hit shutout on August 27 against Colorado Springs in a 3-0 Sacramento win...did not walk a batter and struck out a River Cats record 17 to earn Pacific Coast League Pitcher of the Week honors...threw 81 of his 106 pitches for strikes.

## Career

**2006**—Was limited to just 10 appearances, all starts, after recovering from a humoral defect in his left shoulder...was a combined 4-0 with a 4.10 ERA at Double-A Midland, Single-A Stockton and the As affiliate in the Arizona Rookie League...threw two scoreless innings his first start of the season on July 4 at the Cubs in the AZL...did not allow a run in three starts (9.0 ip) in rookie ball before being promoted to Single-A Stockton...made his first start with the Ports on July 19 at Rancho Cucamonga and was roughed up for six runs on seven hits, including two home runs, but received a no decision...won his next two starts vs. San Jose on July 25 (5.0 ip, 5 h, 3 r, 3 er, 2 bb, 6 so) and at Bakersfield on July 30 (5.0 ip, 2 bb, 8 so)...made three more starts for the As in the AZL from August 16-27 and was 2-0 with a 1.50 ERA and 24 strikeouts in 12.0 innings...was then promoted to Double-A Midland and made one start vs. Frisco on September 1...was 3-1 with a 1.34 ERA in nine games, six starts, for Mayaguez in the Puerto Rican Winter League...struck out 37 and walked just 14 in his 33.2 innings of work.

**2005**—Was named the As Organizational Pitcher of the Year after combining for a 15-5 record and a 3.52 ERA in 23 appearances, all starts, for Single-A Stockton and Double-A Midland...the 15 wins were tops among As minor league pitchers...posted a 2-0 record with a 2.68 ERA with one complete game in seven starts for Stockton, limiting hitters to a .201 batting average...tossed a complete game, five-hitter with 11 strikeouts vs. San Jose on May 11th...was promoted to Double-A Midland where he went 9-5 with a 3.90 ERA in 16 starts for the RockHounds...won five of his first six starts for Midland from May 17-June 12 and allowed just nine earned runs in 43.1 ip (1.87 ERA)...was 1-2 over his next four starts before winning three straight from July 8 to 18 in which he allowed just four earned runs in 18.1 ip (1.96 ERA)...was winless in his last three starts to close the season.

**2004**—Began the season at Single-A Vancouver and was 2-0 with two saves in seven appearances...allowed three earned runs on four hits in his first appearance of the year vs. Tri-City...did not allow a run over his next four appearances (8.0 ip)...finished the season at Single-A Kane County where he went 2-1 with a 4.70 ERA in five appearances, all starts...did not receive a decision in his first two starts and was 2-1 with a 5.40 ERA (9 er in 15.0 ip) over his last three outings.

## Personal/Miscellaneous

Dallas Lee Braden was originally signed by As scout Blake Davis...graduated from A.A. Stagg High School (Stockton, CA) where he earned league Pitcher of the Year honors and was named team MVP as a senior...graduated from American River College where he twice earned all-conference honors...attended Texas Tech University.

### Oakland As' Longest Losing Streaks

18	Matt Keough	September 11, 1978 to August 8, 1979
12	Mike Norris	June 19, 1977 to April 8, 1979
9	Bob Welch	September 5, 1993 to May 11, 1994
9	Rick Langford	September 27, 1982 to July 31, 1985
9	Brian Kingman	August 12 to September 25, 1980
9	Mike Morgan	June 11, 1978 to July 24, 1979

**Lifetime Pitching Record**

Year	Club	W	L	ERA	G	GS	CG	SHO	SV	IP	H	R	ER	HR	HB	BB	IBB	SO	WP	BK
2004	Vancouver	2	0	2.76	7	0	0	0	2	16.1	15	7	5	1	0	3	0	30	0	0
	Kane County	2	1	4.70	5	5	0	0	0	23.0	22	13	12	2	0	6	1	33	1	1
2005	Stockton	6	0	2.68	7	7	1	0	0	43.2	31	14	13	4	3	11	0	64	4	2
	Midland	9	5	3.90	16	16	0	0	0	97.0	104	43	42	5	1	32	1	71	8	3
2006	Arizona A's	2	0	0.86	6	6	0	0	0	21.0	12	2	2	0	0	3	0	36	1	0
	Stockton	2	0	6.23	3	3	0	0	0	13.0	12	9	9	3	2	5	0	17	0	0
2007	Midland	0	0	16.20	1	1	0	0	0	3.1	9	6	6	1	0	0	0	2	0	0
	Midland	1	0	2.25	2	2	0	0	0	12.0	5	3	3	2	0	3	0	13	0	0
2007	Sacramento	2	3	2.95	11	11	2	1	0	64.0	51	22	21	4	2	18	1	74	2	2
	OAKLAND	1	8	6.72	20	14	0	0	0	72.1	91	59	54	9	2	26	1	55	6	1
<b>ML Totals</b>		<b>1</b>	<b>8</b>	<b>6.72</b>	<b>20</b>	<b>14</b>	<b>0</b>	<b>0</b>	<b>0</b>	<b>72.1</b>	<b>91</b>	<b>59</b>	<b>54</b>	<b>9</b>	<b>2</b>	<b>26</b>	<b>1</b>	<b>55</b>	<b>6</b>	<b>1</b>

**Career Transactions**

2004 — Selected by the Oakland Athletics organization in the 24th round of the First-Year Player Draft.

**vs. The American League**

2007 ERA	CAREER										ERA	CAREER									
	W	L	SV	G	IP	H	HR	ER	SO	vs. TEAM		W	L	SV	G	IP	H	HR	ER	SO	
1.38	1	1	0	2	13.0	7	0	2	9	Baltimore	1.38	1	1	0	2	13.0	7	0	2	9	
—	0	0	0	0	0.0	0	0	0	0	Boston	—	0	0	0	0	0.0	0	0	0	0	
—	0	0	0	0	0.0	0	0	0	0	Chicago	—	0	0	0	0	0.0	0	0	0	0	
11.42	0	2	0	3	8.2	16	2	11	7	Cleveland	11.42	0	2	0	3	8.2	16	2	11	7	
12.34	0	1	0	3	11.2	20	2	16	7	Detroit	12.34	0	1	0	3	11.2	20	2	16	7	
8.44	0	1	0	1	5.1	6	0	5	1	Kansas City	8.44	0	1	0	1	5.1	6	0	5	1	
3.00	0	0	0	1	3.0	3	0	1	3	Los Angeles	3.00	0	0	0	1	3.0	3	0	1	3	
—	0	0	0	0	0.0	0	0	0	0	Minnesota	—	0	0	0	0	0.0	0	0	0	0	
0.00	0	0	0	2	2.2	3	0	0	2	New York	0.00	0	0	0	2	2.2	3	0	0	2	
—	0	0	0	0	0.0	0	0	0	0	Oakland	—	0	0	0	0	0.0	0	0	0	0	
8.64	0	1	0	2	8.1	15	2	8	4	Seattle	8.64	0	1	0	2	8.1	15	2	8	4	
10.38	0	1	0	1	4.1	6	3	5	5	Tampa Bay	10.38	0	1	0	1	4.1	6	3	5	5	
3.52	0	1	0	5	15.1	15	0	6	17	Texas	3.52	0	1	0	5	15.1	15	0	6	17	
—	0	0	0	0	0.0	0	0	0	0	Toronto	—	0	0	0	0	0.0	0	0	0	0	

**Monthly Breakdown**

2007 ERA	CAREER										ERA	CAREER									
	W	L	SV	G	IP	H	HR	ER	SO	by MONTH		W	L	SV	G	IP	H	HR	ER	SO	
5.23	1	1	0	2	10.1	9	3	6	11	April	5.23	1	1	0	2	10.1	9	3	6	11	
7.71	0	2	0	2	9.1	12	0	8	4	May	7.71	0	2	0	2	9.1	12	0	8	4	
5.40	0	0	0	2	3.1	4	2	2	2	June	5.40	0	0	0	2	3.1	4	2	2	2	
4.58	0	3	0	4	17.2	20	1	9	14	July	4.58	0	3	0	4	17.2	20	1	9	14	
9.00	0	1	0	3	12.0	17	2	12	11	August	9.00	0	1	0	3	12.0	17	2	12	11	
7.78	0	1	0	7	19.2	29	1	17	13	September	7.78	0	1	0	7	19.2	29	1	17	13	

**Pitching Breakdown**

2007 ERA	CAREER										ERA	CAREER									
	W	L	SV	G	IP	H	HR	ER	SO	by CATEGORY		W	L	SV	G	IP	H	HR	ER	SO	
5.65	0	5	0	10	43.0	47	3	27	31	Home	5.65	0	5	0	10	43.0	47	3	27	31	
8.28	1	3	0	10	29.1	44	6	27	24	Road	8.28	1	3	0	10	29.1	44	6	27	24	
7.03	1	6	0	13	48.2	58	5	38	35	Day	7.03	1	6	0	13	48.2	58	5	38	35	
6.08	0	2	0	7	23.2	33	4	16	20	Night	6.08	0	2	0	7	23.2	33	4	16	20	
6.72	1	8	0	20	72.1	91	9	54	55	Grass	6.72	1	8	0	20	72.1	91	9	54	55	
—	0	0	0	0	0.0	0	0	0	0	Turf	—	0	0	0	0	0.0	0	0	0	0	
6.08	1	3	0	7	23.2	26	5	16	18	Pre-ASG	6.08	1	3	0	7	23.2	26	5	16	18	
7.03	0	5	0	13	48.2	65	4	38	37	Post-ASG	7.03	0	5	0	13	48.2	65	4	38	37	
7.31	1	8	0	14	64.0	85	7	52	49	Starter	7.31	1	8	0	14	64.0	85	7	52	49	
2.16	0	0	0	6	8.1	6	2	2	6	Reliever	2.16	0	0	0	6	8.1	6	2	2	6	



### Ballpark Breakdown

	ERA	W	L	S	G	IP	H	HR	ER	SO
Camden Yards	1.50	1	0	0	1	6.0	3	0	1	6
Comerica Park	43.20	0	1	0	1	1.2	7	2	8	1
Jacobs Field	15.43	0	1	0	2	4.2	10	2	8	4
McAfee Coliseum	5.65	0	5	0	10	43.0	47	3	27	31
Rangers Ballpark in Arlington	3.00	0	0	0	2	6.0	6	0	2	7
Safeco Field	8.64	0	1	0	2	8.1	15	2	8	4
Yankee Stadium	0.00	0	0	0	2	2.2	3	0	0	2

### Fielding Statistics

Pitcher		G	PO	A	E	TC	DP
Year	Pct.						
2007	.929	20	4	9	1	14	0
<b>Totals</b>	<b>.929</b>	<b>20</b>	<b>4</b>	<b>9</b>	<b>1</b>	<b>14</b>	<b>0</b>

### Braden's Career Highs

**Low Hit Complete Game:** None

**Innings Pitched:** 7.0, July 22, 2007 vs. Baltimore. As reliever: 3.0, September 16, 2007 vs. Texas

**Fewest Innings Pitched, Starter:** 1.2, August 12, 2007 at Detroit

**Hits:** 9, September 2, 2007 vs. Detroit. As reliever: 2 (twice), last: June 29, 2007 at New York (AL)

**Runs:** 8, August 12, 2007 at Detroit. As reliever: 2, June 27, 2007 at Cleveland

**Earned Runs:** 8, August 12, 2007 at Detroit. As reliever: 2, June 27, 2007 at Cleveland

**Walks:** 4, July 22, 2007 vs. Baltimore. As reliever: 2, September 16, 2007 vs. Texas

**Strikeouts:** 7 (twice), last: August 6, 2007 at Texas. As reliever: 2, September 16, 2007 vs. Texas

**Home Runs:** 3, April 29, 2007 vs. Tampa Bay. As reliever: 2, June 27, 2007 at Cleveland

**Longest Winning Streak:** 1, April 24, 2007

**Longest Losing Streak:** 8, April 29, 2007 to present

**Longest Scoreless Streak:** 7.0, April 24 to 29, 2007

### Braden's 2007 Starts

Date	Opponent	Score	Dec	ERA	IP	H	R	ER	BB	SO	HR	#PIT
April 24	at Baltimore	4-2	W	1.50	6.0	3	1	1	1	6	0	86
April 29	Tampa Bay	3-5	L	5.23	4.1	6	5	5	3	5	3	88
May 12	Cleveland	3-6	L	5.65	4.0	6	4	3	1	3	0	83
May 17	Kansas City	4-7	L	6.41	5.1	6	5	5	1	1	0	95
July 16	Texas	1-4	L	6.07	6.0	8	4	4	2	7	0	107
July 22	Baltimore	0-2	L	5.15	7.0	4	1	1	4	3	0	104
July 27	at Seattle	1-7	L	5.53	4.0	7	7	4	2	3	1	93
Aug. 1	Detroit	3-2	—	5.28	5.1	4	2	2	2	3	0	92
Aug. 6	at Texas	9-7 (13)	—	5.12	5.0	6	3	2	1	7	0	96
Aug. 12	at Detroit	6-11	L	6.32	1.2	7	8	8	1	1	2	49
Sept. 2	Detroit	8-7 (10)	—	6.75	4.2	9	6	6	2	3	0	91
Sept. 11	at Seattle	7-4	—	6.75	4.1	8	4	4	0	1	1	79
Sept. 23	at Cleveland	2-6	L	6.88	3.1	8	6	6	2	3	0	68
Sept. 29	Los Angeles (AL)	2-3	—	6.72	3.0	3	1	1	1	3	0	54

## Andrew Brown

59

### Right-Handed Pitcher

**Height/Weight:** 6-6 / 230

**Bats/Throws:** Right / Right

**Birthdate:** February 17, 1981

**Opening Day Age:** 27

**Birthplace/Resides:** Chardon, Ohio / Orange City, Florida

**Major League Service:** 165 days

**Obtained:** Acquired from the San Diego Padres for Milton Bradley and cash, June 29, 2007

**Contract Status:** First year of a one-year contract through 2008.



### Career Highlights

Appeared in 33 games with Oakland in 2007 after making his Major League debut with Cleveland in 2006 when he appeared in nine games... was acquired by the A's from San Diego in the Milton Bradley trade, the second time in his career he was involved in a Bradley trade... was also part of the deal that sent Bradley from Cleveland to Los Angeles in 2004... was also part of the trade that sent Gary Sheffield from the Dodgers to the Braves in 2002... has pitched for five organizations since he was drafted by Atlanta in the sixth round in 1999... began his professional career as a starter before moving to the bullpen full-time in 2005.

**2007 Highlights**

Was acquired from the San Diego Padres organization in the Milton Bradley trade at the end of June and was promoted to Oakland in mid-July...spent the remainder of the season with the As and was 3-3 with a 4.54 ERA in 33 relief appearances...allowed just one home run in 41.2 innings for an average of 0.22 per nine innings...that mark ranked fifth lowest among American League relievers...added 43 strikeouts for an average of 9.3 strikeouts per nine innings...allowed a .245 opponents batting average, which included a .247 (22 for 89) mark against right-handed hitters and .242 (16 for 66) against left-handers...his opponents average increased slightly to .264 with runners in scoring position but dropped to .200 with RISP and two outs...allowed just 2 of his 16 inherited runners to score (12.5%) but first batters faced were 11 for 31 (.355) with a walk and a hit by pitch...also had two blown saves...compiled an 8.22 ERA in eight appearances on no days rest and had a 3.71 ERA in his other 25 outings...had a .283 opponents batting average over his first 15 pitches in a game and .179 after that...had six wild pitches, which tied for fourth most among AL relievers...tossed one or more innings in 29 of his 33 outings, including two or more seven times...his career high was 2.1 innings on August 5 against Los Angeles...was selected from Triple-A Sacramento on July 12 and made his As debut that night at Minnesota (0.2 ip, 1 so)...allowed three runs without retiring a batter in his third outing on July 17 against Texas but then did not allow a run in 11 of his next 12 outings (1 er in 18.2 ip, 0.48 ERA), including a 10-game, 15.0-inning scoreless streak from July 25 to August 14...recorded his first Major League win on August 1 against Detroit...relieved Braden in the sixth inning with a runner on the third and the As leading 2-1 and allowed an Ordonez RBI single for the blown save...the As scored a run in the bottom of the sixth to retake the lead and give him the win...added win number two three outings later on August 6 at Texas when he tossed 2.0 scoreless innings and struck out a career high five...had a streak from August 2 to 14 where he retired 26 of 28 batters faced, including 11 by strikeout...was 2-0 with a 1.69 ERA and a .151 opponents batting average in 15 games through August 14...then went 1-3 with a 7.52 ERA and .329 opponents average over his final 18 outings...did not allow a run in 13 of his first 15 outings, but allowed at least one run in eight of his final 18...first batters were 3 for 15 (.200) through August 14 and 8 for 16 (.500) with a walk and a hit by pitch after that...had a career opening 37-game, 45.1-inning, 192-batter homerless streak come to an end on September 16 against Texas when he allowed a Michael Young grand slam in the eighth inning for the blown save and loss in a 11-9 decision...the four runs allowed were a career high...was acquired by the As from the San Diego organization on June 29 for Milton Bradley and cash considerations...was assigned to Triple-A Sacramento and converted all four of his save opportunities in five outings before his promotion to Oakland...had a 3.60 ERA and allowed a .300 opponents batting average without walking a batter in 5.0 innings...added win number two with the Padres Triple-A affiliate in Portland and was 2-3 with a 2.78 ERA in 32 appearances...combined for a 2-3 record, four saves, one blown save and a 2.88 ERA in 37 appearances with the Beavers and River Cats...walked 15 while striking out 49 in 40.2 innings (10.8 strikeouts per nine innings)...allowed a .213 opponents batting average, which broke down to .167 (15 for 90) by right-handed hitters and .283 (17 for 60) by left-handers...opponents were 7 for 40 (.175) with runners in scoring position, including 1 for 17 (.059) with RISP and two outs...posted a 0.59 ERA in April, a 7.36 ERA in May and a 1.64 ERA in June...allowed 2 of 9 (22.2%) inherited runners to score...tossed at least one inning in 33 of his 37 outings...did not allow an earned run over a 13-game stretch from April 7 to May 11 (17.2 ip)...struck out a minor league high four batters in April 7 at Fresno...his longest Triple-A outing came on April 17 against Sacramento when he tossed 2.1 shutout innings and picked up the win.

**Career**

**2006**—Opened the season at Triple-A Buffalo in the Cleveland Indians organization before being called up to the Majors on August 13...made his Major League debut that day vs. Kansas City, allowing two hits over 2.0 scoreless innings...recorded his first ML strikeout (Paul Bako)...the 2.0 innings were a season high, matched on September 25 vs. Chicago (AL), his final appearance of the season...finished the year with a 3.60 ERA, seven strikeouts and eight walks in 10.0 innings...was not scored upon in seven of his nine outings...held opposing batters to a .171 average...right-handers went only 2 for 21 (.095) while lefties hit at a .286 clip...spent the majority of the season at Buffalo, posting a 5-4 record along with a 2.60 ERA in 39 relief appearances...finished 17 games, picking up five saves...struck out 53 and walked 36 while holding opponents to a .228 batting average.

**2005**—Spent the entire minor league season with Buffalo in his first year pitching exclusively out of the bullpen...went 4-2 with a 3.36 ERA, four saves, 81 strikeouts and 19 walks in 49 appearances...limited opponents to a .204 average...averaged 10.5 strikeouts per nine innings...worked a season-high 4.0 frames on June 3 vs. Columbus and struck out a season-high five on July 17 at Toledo...went 3-0 with a 1.32 ERA over his last 24 games...allowed earned runs in only three games over the stretch...was on the Big League roster from August 20 to 23 and September 2 through the end of the season, but did not appear in a game.

**2004**—Began the year at Double-A Jacksonville in the Dodgers organization where he went 1-3 with a 4.02 ERA in eight starts...struck out 10 in 4.0 innings in his season debut on April 8 vs. Tennessee...added 13 strikeouts in 6.0 innings on April 19 at Greenville...was leading the Southern League in strikeouts (58) before being traded...acquired by the Indians on May 19 as the player to be named later in the April 4 trade in which the Indians also acquired Franklin Gutierrez from the Dodgers in exchange for Milton Bradley...outside of a spot start at Buffalo, he spent the remainder of the season at Double-A Akron, going 3-6 with a 4.66 ERA in 17 starts...allowed six runs on four hits over 0.2 inning on June 15 vs. Binghamton and was subsequently placed on the minor league disabled list with shoulder fatigue...lost six straight decisions with Akron from June 4-August 15...went 2-0 with a 2.74 ERA over his final four starts...named the 10th best prospect in the Indians organization by *Baseball America*.

**2003**—Limited to just one start on April 7 at Tennessee (1.0 ip, 1 so)...suffered a right elbow injury that required surgery...initially placed on the disabled list with a strained flexor tendon mass before having surgery on June 27 to remove a bone spur.

**2002**—Acquired by the Dodgers prior to the season along with Brian Jordan and Odalis Perez in a trade that sent Gary Sheffield to the Atlanta Braves...spent the season at Single-A Vero Beach, going 10-10 with a 4.11 ERA in 25 games, 24 starts...struck out 129 for an average of 9.1 strikeout per nine innings...ranked second in the Florida State League in strikeouts.

**2001**—Pitched in 14 games for Single-A Jamestown in the New York Penn League...held opponents to a .215 average while posting a 3-4 record and a 3.92 ERA in 14 games, 12 starts...also appeared in two games at first base...went 0 for 7 at the plate with three walks, a run scored and an RBI.

**2000**—Missed the entire season due to a right elbow injury.

**1999**—Originally drafted in the sixth round of the 1999 First-Year Player Draft by the Atlanta Braves...led the Gulf Coast League Braves in starts (11) and strikeouts (42.1)...went 1-1 with a 2.34 ERA.

**Personal/Miscellaneous**

Andrew Aaron Brown...attended Trinity Christian Academy in Deltona, FL...earned honorable mention for Florida Player of the Year honors in his senior season, when listed as a center fielder...is married, Wendy.

**Lifetime Pitching Record**

Year	Club	W	L	ERA	G	GS	CG	SHO	SV	IP	H	R	ER	HR	HB	BB	IBB	SO	WP	BK
1999	GCL Braves	1	1	2.34	11	11	0	0	0	42.1	40	15	11	4	3	16	0	57	1	4
2000										(Injured — Did not pitch)										
2001	Jamestown	3	4	3.92	14	12	0	0	0	64.1	50	29	28	5	3	31	0	59	5	0
2002	Vero Beach	10	10	4.11	25	24	1	1	0	127.0	97	63	58	13	8	62	0	129	9	3
2003	Jacksonville	0	0	0.00	1	1	0	0	0	1.0	0	0	0	0	0	0	0	1	0	0
2004	Jacksonville	1	3	4.02	8	8	0	0	0	40.1	36	23	18	5	2	14	0	58	3	0
	Akron	3	6	4.66	17	17	0	0	0	77.1	66	44	40	7	3	36	1	67	4	0
	Buffalo	1	0	0.00	1	1	0	0	0	5.0	4	0	0	0	0	3	0	4	1	0
2005	Buffalo	4	2	3.36	49	0	0	0	4	69.2	52	28	26	7	3	19	0	81	4	0
2006	Buffalo	5	4	2.60	39	0	0	0	5	62.1	52	21	18	5	4	36	1	53	9	0
	CLEVELAND	0	0	3.60	9	0	0	0	0	10.0	6	4	4	0	1	8	1	7	1	0
2007	Portland	2	3	2.78	32	0	0	0	0	35.2	26	14	11	3	2	15	0	43	5	0
	Sacramento	0	0	3.60	5	0	0	0	4	5.0	6	2	2	1	1	0	0	6	0	0
	OAKLAND	3	3	4.54	33	0	0	0	0	41.2	38	21	21	1	3	17	3	43	6	0
<b>ML Totals</b>		<b>3</b>	<b>3</b>	<b>4.35</b>	<b>42</b>	<b>0</b>	<b>0</b>	<b>0</b>	<b>0</b>	<b>51.2</b>	<b>44</b>	<b>25</b>	<b>25</b>	<b>1</b>	<b>4</b>	<b>25</b>	<b>4</b>	<b>50</b>	<b>7</b>	<b>0</b>

**Career Transactions**

**1999** — Selected by the Atlanta Braves organization in the 6th round of the June draft. **2002** — Traded to the Los Angeles Dodgers with outfielder Brian Jordan and left-handed pitcher Odalis Perez in exchange for outfielder Gary Sheffield, January 15. **2004** — Traded to the Cleveland Indians as the player to be named later in the April 4 trade in which the Indians also acquired outfielder Franklin Gutierrez in exchange for Milton Bradley, May 19. **2006** — Traded to the San Diego Padres with infielder Kevin Kouzmanoff for infielder Josh Barfield, November 8. **2007** — Traded to the Oakland Athletics for outfielder Milton Bradley and cash, June 29.

**vs. The American League**

2007 ERA	W	L	SV	G	IP	H	HR	ER	SO	CAREER vs. TEAM	ERA	W	L	SV	G	IP	H	HR	ER	SO
2.45	0	0	0	2	3.2	2	0	1	4	Baltimore	2.45	0	0	0	2	3.2	2	0	1	4
18.00	0	0	0	1	1.0	3	0	2	1	Boston	18.00	0	0	0	1	1.0	3	0	2	1
3.00	0	0	0	2	3.0	3	0	1	4	Chicago	1.59	0	0	0	4	5.2	5	0	1	4
0.00	0	0	0	1	1.1	0	0	0	0	Cleveland	0.00	0	0	0	1	1.1	0	0	0	0
1.29	1	0	0	5	7.0	4	0	1	10	Detroit	1.13	1	0	0	6	8.0	4	0	1	11
—	0	0	0	0	0.0	0	0	0	0	Kansas City	6.00	0	0	0	2	3.0	3	0	2	2
0.00	0	0	0	5	7.0	3	0	0	4	Los Angeles	0.00	0	0	0	5	7.0	3	0	0	4
0.00	0	0	0	1	0.2	0	0	0	1	Minnesota	13.50	0	0	0	3	1.1	1	0	2	1
—	0	0	0	0	0.0	0	0	0	0	New York	—	0	0	0	0	0.0	0	0	0	0
—	0	0	0	0	0.0	0	0	0	0	Oakland	0.00	0	0	0	1	1.0	0	0	0	2
1.50	0	1	0	5	6.0	5	0	1	7	Seattle	1.50	0	1	0	5	6.0	5	0	1	7
18.00	0	0	0	1	1.0	3	0	2	1	Tampa Bay	18.00	0	0	0	1	1.0	3	0	2	1
8.59	2	1	0	6	7.1	8	1	7	9	Texas	7.00	2	1	0	7	9.0	8	1	7	11
14.73	0	1	0	4	3.2	7	0	6	2	Toronto	14.73	0	1	0	4	3.2	7	0	6	2

**Monthly Breakdown**

2007 ERA	W	L	SV	G	IP	H	HR	ER	SO	CAREER by MONTH	ERA	W	L	SV	G	IP	H	HR	ER	SO
—	0	0	0	0	0.0	0	0	0	0	April	—	0	0	0	0	0.0	0	0	0	0
—	0	0	0	0	0.0	0	0	0	0	May	—	0	0	0	0	0.0	0	0	0	0
—	0	0	0	0	0.0	0	0	0	0	June	—	0	0	0	0	0.0	0	0	0	0
3.48	0	0	0	8	10.1	6	0	4	12	July	3.48	0	0	0	8	10.1	6	0	4	12
4.58	2	1	0	13	17.2	17	0	9	20	August	4.50	2	1	0	17	22.0	20	0	11	23
5.27	1	2	0	12	13.2	15	1	8	11	September	4.66	1	2	0	17	19.1	18	1	10	15

FRONT OFFICE  
2008 ATHLETICS  
REVIEW  
RECORDS  
HISTORY  
OPPONENTS  
PLAYER DEVELOPMENT  
MISCELLANEOUS

FRONT OFFICE

2008 ATHLETICS

REVIEW

RECORDS

HISTORY

OPPONENTS

PLAYER DEVELOPMENT

MISCELLANEOUS

### Pitching Breakdown

2007											CAREER										
	ERA	W	L	SV	G	IP	H	HR	ER	SO	by CATEGORY	ERA	W	L	SV	G	IP	H	HR	ER	SO
5.09	2	2	0	17	23.0	21	1	13	21	Home	4.76	2	2	0	21	28.1	25	1	15	23	
3.86	1	1	0	16	18.2	17	0	8	22	Road	3.86	1	1	0	21	23.1	19	0	10	27	
3.86	1	1	0	11	16.1	13	1	7	19	Day	2.86	1	1	0	15	22.0	15	1	7	25	
4.97	2	2	0	22	25.1	25	0	14	24	Night	5.46	2	2	0	27	29.2	29	0	18	25	
3.76	3	3	0	29	38.1	31	1	16	40	Grass	3.75	3	3	0	37	48.0	37	1	20	47	
13.50	0	0	0	4	3.1	7	0	5	3	Turf	12.27	0	0	0	5	3.2	7	0	5	3	
—	0	0	0	0	0.0	0	0	0	0	Pre-ASG	—	0	0	0	0	0.0	0	0	0	0	
4.54	3	3	0	33	41.2	38	1	21	43	Post-ASG	4.35	3	3	0	42	51.2	44	1	25	50	
—	0	0	0	0	0.0	0	0	0	0	Starter	—	0	0	0	0	0.0	0	0	0	0	
4.54	3	3	0	33	41.2	38	1	21	43	Reliever	4.35	3	3	0	42	51.2	44	1	25	50	

### Ballpark Breakdown

	ERA	W	L	S	G	IP	H	HR	ER	SO
Angel Stadium of Anaheim	0.00	0	0	0	2	2.0	1	0	0	3
Comerica Park	0.00	0	0	0	2	3.1	0	0	0	5
Fenway Park	18.00	0	0	0	1	1.0	3	0	2	1
Jacobs Field	2.70	0	0	0	5	6.2	4	0	2	2
Kauffman Stadium	18.00	0	0	0	1	1.0	1	0	2	1
McAfee Coliseum	4.88	2	2	0	18	24.0	21	1	13	23
Metrodome	0.00	0	0	0	2	1.0	0	0	0	1
Rangers Ballpark in Arlington	0.00	1	0	0	3	4.2	3	0	0	7
Rogers Centre	16.20	0	0	0	2	1.2	4	0	3	1
Safeco Field	1.93	0	1	0	4	4.2	3	0	1	5
Tropicana Field	18.00	0	0	0	1	1.0	3	0	2	1
U.S. Cellular Field	0.00	0	0	0	1	0.2	1	0	0	0

### Fielding Statistics

Pitcher								
Year	Pct.	G	PO	A	E	TC	DP	
2006	1.000	9	0	2	0	2	0	
2007	1.000	33	2	4	0	6	0	
<b>Totals</b>	<b>1.000</b>	<b>42</b>	<b>2</b>	<b>6</b>	<b>0</b>	<b>8</b>	<b>0</b>	

### Brown's Career Highs

**Low Hit Complete Game:** None  
**Innings Pitched:** 2:1, August 5, 2007 vs. Los Angeles (AL)  
**Hits:** 3 (five times), last: September 26, 2007 at Boston  
**Runs:** 4, September 16, 2007 vs. Texas  
**Earned Runs:** 4, September 16, 2007 vs. Texas  
**Walks:** 3 (twice), last: September 23, 2007 at Cleveland

**Strikeouts:** 5, August 6, 2007 at Texas  
**Home Runs:** 1, September 16, 2007 vs. Texas  
**Longest Winning Streak:** 2, August 1 to 6, 2007  
**Longest Losing Streak:** 2, August 28 to September 12, 2007  
**Longest Scoreless Streak:** 15:0, July 25 to August 14, 2007

## Emil Brown

4

### Outfielder

**Height/Weight:** 6-2 / 210      **Bats/Throws:** Right / Right  
**Birthdate:** December 29, 1974      **Opening Day Age:** 33  
**Birthplace/Resides:** Chicago, Illinois / Chicago, Illinois  
**Major League Service:** 5 years, 98 days  
**Obtained:** Signed as a free agent, January 11, 2008  
**Contract Status:** First year of a one-year contract through 2008.



### Career Highlights

Was originally drafted by the A's in the sixth round of the 1994 draft and spent three years in the A's farm system before he was selected by Pittsburgh in the Rule 5 draft prior to the 1997 season...played for Pittsburgh from 1997 to 2001 and San Diego in 2001 and was a .200 hitter with eight home runs and 38 RBI in 209 games over that five-year span...spent the next three seasons in the minor leagues with the Tampa Bay, Cincinnati, St. Louis and Houston organizations and also spent part of the 2004 season in Mexico...made Kansas City's Opening Day roster as a non-roster invitee in 2005 and has spent each of the last three seasons with the Royals...hit .279 with 38 home runs and 229 RBI in 410 games...led Kansas City in RBI in each of his three seasons.

## 2007 Highlights

Made his third straight Opening Day roster for Kansas City...struggled at the plate for most of the year, but ended the hitting .257 with six home runs...led the team with 62 RBI despite playing only 113 games...it marked the third consecutive season he led the team in RBI...recorded an RBI every 5.9 at bats, besting his totals from the past two seasons (1 per 6.3 ab in 2005 and 1 per 6.5 ab in 2006)...equaled his career high with 12 stolen bases in 14 attempts (also 2001 with Pittsburgh and San Diego)...pounded left-handed pitchers with a .317 (46 for 145) average...hit .316 with runners in scoring position...just like the previous two seasons, he struggled getting out of the gates, hitting .186 with three doubles, no home runs and five RBI in 22 games in April...hit .200 with one home run and 15 RBI in April and May combined before hitting .290 with two homers and 15 RBI in June alone...slumped to .233 in July, but rebounded to hit .297 in August and .333 in September...hit .333 with a homer and 15 RBI in interleague play and now has a .377 (66 for 175) average against the NL since 2005, the third-highest interleague average in baseball behind Magglio Ordonez (.422) and Alex Rodriguez (.379)...tied a career high (third time) by swiping two bases on May 12 at Chicago...failed to homer in his first 31 games and had a streak of 33 dating back to 2006...it was the longest homerless stretch of his Royals career and his longest stretch since a 58-game stretch from May 2, 2001 to April 6, 2005...hit the go-ahead three-run home run, his first of the season, in the eighth inning on May 18 at Colorado...was ejected from the game on May 30 against Baltimore by home plate umpire Marty Foster...hit the game-winning sac fly in the 11th inning of a 3-2 win over Seattle on July 2...equaled his career high by recording four hits on August 25 vs. Cleveland (also June 11, 2005 at Arizona).

## Career

**2006**—Recorded career highs in average (.287), doubles (41) and walks (59)...led the team in total bases (241) and RBI (81) for the second straight season...also led the team in games played (147) and walks...recorded 10 sacrifice flies, which tied for fourth most in the American League...tied for eighth in the AL with 10 outfield assists...hit .308 against right-handed pitchers, but hit just .236 against left-handers...was a .302 hitter at home, compared to a .273 hitter on the road...nine of his 15 homers came on the road...hit .325 with runners in scoring position and less than two outs...steadily raised his average through each of the season's first three months, hitting .227 in April, .284 in May and .329 in June...also posted a solid month in August, hitting .327...hit .296 after his slow April...played 87 games in left field, 54 in right and 10 as the designated hitter...hit .407 during interleague play with a .471 on-base percentage and .593 slugging percentage...drove in a run in six straight games (9 RBI total) from August 4-11...went 10 for 19 (.526) with seven runs scored, two doubles and three home runs during the stretch...drove in 19 runs during a 22-game stretch from July 27 to August 19...had a pair of season-best seven-game hitting streaks...his first came May 19-25 where he hit .417...his second seven-game hitting streak came August 14-19, where he batted .370...hit .325 from May 28 to August 10 with 16 doubles and 41 RBI in those 57 games...raised his average from .242 to .290 during that stretch.

**2005**—Made the Royals Opening Day roster out of spring training as a non-roster invitee...turned in his first complete Major League season and led the Royals in runs (75) and RBI (86), while finishing second in hits (156), homers (17), doubles (31) and slugging percentage (.455)...posted a .313 average against left-handed pitchers and a .273 average against right-handers...21 of his 31 doubles came off right-handers...hit .310 in 54 games in the fourth spot in the order...batted .279 in 71 games in the fifth spot in the order...overcame a .161 average in the month of April by hitting .301 the remainder of the season...was tied for seventh in the American League with nine outfield assists...broke an 0 for 21 streak at Minnesota on April 21 with two hits, including his third homer of the season, a two-run shot to tie the game in the sixth inning...hit .343 with five home runs and 31 RBI from May 5 to June 28 to raise his average from .169 to .298...set a career high with four hits on June 11 at Arizona...also recorded three doubles in the game for the first time in his career and scored three runs...tied for 11th in the Majors by hitting .385 in interleague play...added 16 RBI, which tied for fourth, and his 25 hits were tied for fifth...recorded a team season-high and career-high 16-game hitting streak from June 11-29...he hit .391 with 13 runs scored during the streak...posted a .345 average over a 30-game stretch from June 11-July 19, recording 18 runs, seven doubles and 13 RBI...was named Royals Player of the Month in June...hit .366 with 18 runs, six doubles, three homers, 16 RBI and two stolen bases...posted a 10-game hitting streak from July 6-19, hitting .342 with one home run and four RBI...was ejected from the game on July 17 at Detroit by home plate umpire Marty Foster.

**2004**—Began the season in the St. Louis organization at Triple-A Memphis...hit .281 with four RBI in 19 games before he was released on May 2...signing with Campeche of the Mexican League and hit .317 with eight home runs and 24 RBI before Houston signed him to a minor league deal on August 13...finished the season by hitting .337 in 26 games at Triple-A New Orleans...combined for a .316 average, 10 home runs and 45 RBI in 73 games at all three stops...had three home runs and eight RBI for Campeche in a game against Angelopolis on June 11...had a 12-game hitting streak for New Orleans from August 15 to 26 (18 for 42, .429).

**2003**—Spent the entire season with Triple-A Louisville in the Cincinnati organization and batted .295 with 12 home runs and 63 RBI in 97 games...ranked 10th in the International League in batting...batted .337 at home but hit eight of his 12 home runs on the road...had a .310 average with runners in scoring position...all 91 of his defensive appearances came in center field...hit safely in 25 of 26 games from May 5 to June 1 and had his best batting average in May when he hit .353...was named IL Batter of the Week, May 27-June 1 after going 9 for 21 (.429) with two home runs and nine RBI...homered twice in the first game of a doubleheader on June 1 at Syracuse...was selected to the IL midseason All-Star team.

**2002**—Batted .284 with 12 home runs and 58 RBI in 116 games with Triple-A Durham in the Tampa Bay organization...hit .350 with nine of his 12 home runs at home, compared to .222 on the road...connected for 11 of his 12 home runs off right-handed pitching...appeared in 87 games in right field, 15 in center field and 13 at designated hitter...homered twice on April 26 against Syracuse and was 4 for 4 the next day against the Sky Chiefs, his first of four four-hit games...was named International League Batter of the Week, June 10-16 when he hit .538 with five doubles, two home runs and 12 RBI.

**2001**—Split his season between Pittsburgh and San Diego and batted a combined .190 with three home runs and 13 RBI in 74 games...hit .229 against right-handed pitching and .098 against left-handers...started the season with the Pirates and hit .203 in 61 games before he was traded to San Diego for pitcher Shawn Camp and outfielder Shawn Garrett on July 10...hit .071 with 13 games with San Diego...batted .229 over his first 41 games through June 5 and then went 2 for 32 (.063) over his final 33 games before he was sent outright to Triple-A Portland on August 10...batted .321 with three home runs and eight RBI in 22 games with the Beavers.

**2000**—Spent the majority of the season with Triple-A Nashville, hitting .312 with 20 doubles, five home runs and 25 RBI in 70 games...saw three stints with Pittsburgh being recalled on May 16, June 13 and July 21...was placed on the 15-day disabled list during his second tour on June 19 (urological surgery)...notched a career-high four RBI and hit his first home run of the season against San Diego, July 28...homered

again the following night, giving him six RBI in two games...led the Pacific Coast League as the league's most proficient base stealer with 26 stolen bases in 30 attempts (.867 percent)...led all Sounds outfielders with nine assists.

**1999**—Spent the full season with Nashville, his first action at the Triple-A level...hit .307 with 20 doubles, 18 home runs and 60 RBI...led the club and ranked fifth in the PCL in runs scored (97)...was recalled by Pittsburgh on September 24 and pinch hit that night at Chicago...started in left at Chicago on September 26 and went 1 for 5...overall was 2 for 14 (.143) in six games for the Pirates.

**1998**—Spent the full season with Double-A Carolina and was named to the Southern League Postseason All-Star Team...hit .330 with 31 doubles, 14 home runs and 67 RBI in 123 games...ranked second in the Southern League in batting and third in the Pirates minor league system...led the club in games, runs (89), doubles and stolen bases (24)...hit .350 in his final 77 games...was recalled by Pittsburgh on September 1 and went 10 for 39 (.256) in 13 games.

**1997**—Spent his first full season at the Major League level after being selected by Pittsburgh in the Rule 5 Draft on December 9, 1996...made his ML debut on April 3 at San Francisco and flied out as a pinch hitter...made his first big league start in left field on April 8 at San Diego and collected his first hit off Fernando Valenzuela...hit his first ML home run on May 28 off Chicago's Terry Mulholland.

**1996**—Began the season at Single-A Modesto and appeared in just three games before going on the disabled list with a broken hamate bone in his left hand...made four rehab appearances in the Arizona Rookie League before returning to Modesto...had seven home runs and 25 RBI in 28 games in July and then hit .319 in 26 games during August...made 55 appearances in center field, one in right field and one as the designated hitter...swiped 14 bases in 20 attempts

**1995**—Spent the entire season at West Michigan...grounded into 17 double plays, the second highest total in the Midwest League...tied for third on the club in stolen bases (35)...hit safely in 11 straight games between May 16-26 (16 for 44, .364)...had a team high six RBI in postseason play and shared the team lead with a .333 average.

**1994**—Began his professional career with the A's affiliate in the Arizona Rookie League after being selected by Oakland in the sixth round of the June draft...committed just one error in 32 games in the outfield (47 chances).

**Personal/Miscellaneous**

Emil Quincy Brown was originally signed by A's scout Tony Arias...graduated from Harlan (Chicago, Ill.) High...helped his baseball team win the city championship in 1992 and 1993...attended Indian River Community College (Fort Pierce, Fla.).

**Lifetime Playing Record**

Year	Club	AVG.	G	AB	R	H	2B	3B	HR	RBI	SH	SF	HP	BB	SO	SB	CS	SLG	OBP	E
1994	AZL A's	.221	32	86	13	19	1	1	3	12	0	0	4	13	12	5	1	.360	.350	1
1995	West Michigan	.251	124	459	63	115	17	3	3	67	0	6	11	52	77	35	19	.320	.337	8
1996	Modesto	.303	57	211	50	64	10	1	10	47	0	2	6	32	51	13	5	.502	.406	4
	AZL A's	.267	4	15	5	4	3	0	2	0	0	2	1	3	2	1	1	.467	.421	0
1997	PITTSBURGH	.179	66	95	16	17	2	1	2	6	0	0	7	10	32	5	1	.284	.304	3
1998	Carolina	.330	123	466	89	154	31	2	14	67	0	9	11	50	71	24	7	.496	.401	6
	PITTSBURGH	.256	13	39	2	10	1	0	0	3	0	0	1	11	0	0	0	.282	.293	0
1999	Nashville	.307	110	430	97	132	20	5	18	60	0	4	7	35	80	16	5	.502	.366	10
	PITTSBURGH	.143	6	14	0	2	1	0	0	0	0	0	0	0	3	0	0	.214	.143	0
2000	Nashville	.312	70	237	44	74	20	1	5	25	0	1	6	40	44	26	4	.468	.423	3
	PITTSBURGH	.218	50	119	13	26	5	0	3	16	1	1	3	11	34	3	1	.336	.299	0
2001	PITTSBURGH	.203	61	123	18	25	4	1	3	13	0	0	2	15	42	10	4	.325	.300	1
	SAN DIEGO	.071	13	14	3	1	0	0	0	0	0	0	0	1	7	2	0	.071	.133	0
	Portland	.321	22	78	10	25	8	2	3	8	0	0	2	6	17	3	1	.590	.384	0
2002	Durham	.284	116	422	58	120	24	3	12	58	0	6	10	34	81	10	2	.441	.347	9
2003	Louisville	.295	97	369	58	109	20	3	12	63	0	8	4	27	76	18	3	.463	.343	5
2004	Memphis	.281	19	57	7	16	3	0	0	4	0	0	1	5	9	1	1	.333	.349	0
	Campeche (Mex.)	.317	28	101	23	32	8	0	8	24	0	2	1	15	16	0	0	.634	.403	2
	New Orleans	.337	26	92	12	31	10	1	2	17	0	1	4	4	20	4	2	.533	.386	1
2005	KANSAS CITY	.286	150	545	75	156	31	5	17	86	1	7	8	48	108	10	1	.455	.349	12
2006	KANSAS CITY	.287	147	527	77	151	41	2	15	81	0	10	5	59	95	6	3	.457	.358	3
2007	KANSAS CITY	.257	113	366	44	94	13	1	6	62	0	6	1	24	71	12	2	.347	.300	6
<b>AL Totals</b>		<b>.279</b>	<b>410</b>	<b>1438</b>	<b>196</b>	<b>401</b>	<b>85</b>	<b>8</b>	<b>38</b>	<b>229</b>	<b>1</b>	<b>23</b>	<b>14</b>	<b>131</b>	<b>274</b>	<b>28</b>	<b>6</b>	<b>.428</b>	<b>.340</b>	<b>21</b>
<b>NL Totals</b>		<b>.200</b>	<b>209</b>	<b>404</b>	<b>52</b>	<b>81</b>	<b>13</b>	<b>2</b>	<b>8</b>	<b>38</b>	<b>1</b>	<b>1</b>	<b>13</b>	<b>38</b>	<b>129</b>	<b>20</b>	<b>6</b>	<b>.302</b>	<b>.289</b>	<b>4</b>
<b>ML Totals</b>		<b>.262</b>	<b>619</b>	<b>1842</b>	<b>248</b>	<b>482</b>	<b>98</b>	<b>10</b>	<b>46</b>	<b>267</b>	<b>2</b>	<b>24</b>	<b>27</b>	<b>169</b>	<b>403</b>	<b>48</b>	<b>12</b>	<b>.401</b>	<b>.329</b>	<b>25</b>

**Career Transactions**

**1994** — Selected by the Oakland Athletics organization in the 6th round of the June draft. **1996** — Selected by the Pittsburgh Pirates in the Major League Rule 5 Draft, December 9. **2000** — On disabled list, June 19 to July 3; included rehabilitation assignment to Nashville, June 30 to July 3. **2001** — Traded to the San Diego Padres for pitcher Shawn Camp and outfielder Shawn Garrett, July 10. Elected free agency, October 15. **2002** — Signed by the Tampa Bay Devil Rays to a minor league contract, January 9. Elected free agency, October 15; signed by the Cincinnati Reds to a minor league contract, December 10. **2003** — Elected free agency, October 15. **2004** — Signed by the St. Louis Cardinals to a minor league contract, January 18. Released, May 2; signed by Campeche of the Mexican League. Signed by the Houston Astros to a minor league contract, August 13. Elected free agency, October 15; signed by the Kansas City Royals to a minor league contract, December 16. **2007** — Elected free agency (contract non-tender), December 13. **2008** — Signed by the Oakland Athletics, January 11.

**vs. The American League**

2007 AVG.	AB	H	HR	RBI	CAREER vs. TEAM	AVG.	AB	H	HR	RBI
.000	10	0	0	1	Baltimore	.255	47	12	2	7
.267	15	4	0	0	Boston	.344	64	22	4	12
.333	36	12	2	6	Chicago	.296	159	47	6	18
.364	44	16	1	10	Cleveland	.260	169	44	5	33
.184	49	9	0	7	Detroit	.249	181	45	5	32
—	0	0	0	0	Kansas City	.000	1	0	0	0
.000	12	0	0	0	Los Angeles	.188	64	12	1	3
.257	35	9	0	4	Minnesota	.295	166	49	2	17
.200	15	3	0	2	New York	.308	65	20	2	9
.231	26	6	1	7	Oakland	.247	85	21	1	16
.190	21	4	0	3	Seattle	.221	68	15	1	7
.421	19	8	1	7	Tampa Bay	.273	66	18	1	12
.235	17	4	0	0	Texas	.247	81	20	3	12
.125	16	2	0	0	Toronto	.169	71	12	2	9

**vs. The National League**

2007 AVG.	AB	H	HR	RBI	CAREER vs. TEAM	AVG.	AB	H	HR	RBI
—	0	0	0	0	Arizona	.250	28	7	0	4
—	0	0	0	0	Atlanta	.263	19	5	0	3
—	0	0	0	0	Chicago	.256	43	11	3	5
—	0	0	0	0	Cincinnati	.280	25	7	1	4
.313	16	5	1	5	Colorado	.311	45	14	1	6
.429	7	3	0	3	Florida	.273	22	6	0	3
—	0	0	0	0	Houston	.302	53	16	1	9
—	0	0	0	0	Los Angeles	.258	31	8	1	6
.125	8	1	0	1	Milwaukee	.153	59	9	0	7
—	0	0	0	0	New York	—	0	0	0	0
.250	4	1	0	2	Philadelphia	.255	47	12	1	7
—	0	0	0	0	Pittsburgh	.308	13	4	0	4
—	0	0	0	0	San Diego	.308	26	8	2	8
—	0	0	0	0	San Francisco	.208	53	11	1	6
.438	16	7	0	4	St. Louis	.325	83	27	0	8
—	0	0	0	0	Washington	.000	8	0	0	0

**Monthly Breakdown**

2007 AVG.	AB	H	HR	RBI	CAREER by MONTH	AVG.	AB	H	HR	RBI
.186	70	13	0	5	April	.208	264	55	6	29
.218	55	12	1	10	May	.252	325	82	8	46
.290	69	20	2	15	June	.303	287	87	8	47
.233	60	14	1	12	July	.251	295	74	5	49
.297	64	19	2	13	August	.280	311	87	9	45
.333	48	16	0	7	September	.270	348	94	9	47
—	0	0	0	0	October	.250	12	3	1	4

**Batting Breakdown**

2007 AVG.	AB	H	HR	RBI	CAREER by CATEGORY	AVG.	AB	H	HR	RBI
.252	151	38	1	26	Home	.265	880	233	20	142
.260	215	56	5	36	Road	.259	962	249	26	125
.190	116	22	0	18	Day	.240	595	143	15	96
.288	250	72	6	44	Night	.272	1247	339	31	171
.256	316	81	5	56	Grass	.270	1498	404	38	234
.260	50	13	1	6	Turf	.227	344	78	8	33
.227	207	47	3	35	Pre-ASG	.251	955	240	22	134
.296	159	47	3	27	Post-ASG	.273	887	242	24	133
.317	145	46	4	31	vs. LHP	.264	611	161	24	99
.217	217	48	2	31	vs. RHP	.261	1231	321	22	168
.316	117	37	5	60	RISP	.271	517	140	15	218
.333	6	2	0	7	Bases Loaded	.289	45	13	0	39
.000	6	0	0	1	Pinch Hitter	.154	65	10	0	7
.206	34	7	0	5	Designated Hitter	.262	107	28	2	17

FRONT OFFICE  
2008 ATHLETICS  
REVIEW  
RECORDS  
HISTORY  
OPONENTS  
PLAYER DEVELOPMENT  
MISCELLANEOUS

### Ballpark Breakdown

	AVG.	AB	H	HR	RBI
3Com Park	.200	10	2	0	0
Angel Stadium	.222	36	8	1	1
Astrodome	.286	7	2	0	0
AT&T Park	.300	20	6	0	3
Busch Stadium	.400	20	8	0	2
Busch Stadium II	.105	19	2	0	0
Camden Yards	.250	20	5	1	2
Chase Field	.375	16	6	0	4
Cinergy Field	.000	7	0	0	0
Comerica Park	.280	100	28	2	22
Coors Field	.364	33	12	1	6
County Stadium	.071	14	1	0	1
Dodger Stadium	.333	12	4	1	2
Dolphin Stadium	.333	6	2	0	0
Fenway Park	.282	39	11	1	7
Great American	.571	7	4	1	4
Kauffman Stadium	.285	680	194	15	119
McAfee Coliseum	.229	48	11	1	10
Metrodome	.266	94	25	1	6
Miller Park	.100	20	2	0	1
Minute Maid Park	.364	22	8	0	4
Olympic Stadium	.000	4	0	0	0
PNC Park	.214	70	15	2	7
Progressive Field	.227	75	17	4	15
Qualcomm Stadium	.182	11	2	0	0
Rangers Ballpark	.121	33	4	1	5
Rogers Centre	.205	39	8	2	2
SAFECO Field	.323	31	10	1	3
Three Rivers	.189	127	24	3	16
Tropicana Field	.282	39	11	1	5
Turner Field	.333	9	3	0	2
U.S. Cellular Field	.288	80	23	5	9
Veterans Stadium	.276	29	8	1	4
Wrigley Field	.214	28	6	1	3
Yankee Stadium	.270	37	10	0	2

### Fielding Statistics

YEAR	PCT.	G	PO	A	E	TC	DP
1997	.948	42	53	2	3	58	1
1998	1.000	10	21	2	0	23	0
1999	1.000	6	8	0	0	8	0
2000	1.000	38	54	3	0	57	1
2001	.989	65	88	4	1	93	1
2005	.958	139	264	9	12	285	0
2006	.990	134	273	10	3	286	2
2007	.972	96	197	8	6	211	2
<b>Totals</b>	<b>.976</b>	<b>530</b>	<b>958</b>	<b>38</b>	<b>25</b>	<b>1021</b>	<b>7</b>

### Brown's Career Highs

**Hits:** 4 (twice), last: August 25, 2007 vs. Cleveland  
**Runs:** 3 (three times), last: August 10, 2006 vs. Boston  
**Doubles:** 3, June 11, 2005 at Arizona  
**Triples:** 1 (10 times), last: May 17, 2007 at Oakland  
**Home Runs:** 1 (46 times), last: August 20, 2007 at Chicago (AL)  
**Runs Batted In:** 4 (three times), last: June 27, 2006 at Cincinnati  
**Walks:** 3 (twice), last: April 14, 2006 at Tampa Bay  
**Strikeouts:** 4 (twice), last: August 16, 2006 at Chicago (AL)  
**Stolen Bases:** 2 (three times), last: May 12, 2007 at Chicago (AL)  
**Hitting Streak:** 16, June 11 to 29, 2005  
**Hitless Streak (At Bats):** 21, April 14 to 20, 2005

### Brown's Career Home Run Chart

**Multi-Homer Games:** None. **Three-Homer Games:** None. **Two-Homer Games:** None. **Grand Slams:** None. **Pinch-Hit Home Runs:** None. **Inside-The-Park Home Runs:** None. **Game Ending Home Runs:** None. **Lead Off Home Runs:** None.

## Travis Buck

6

### Outfielder

**Height/Weight:** 6-2 / 227 **Bats/Throws:** Left / Right

**Birthdate:** November 18, 1983 **Opening Day Age:** 24

**Birthplace/Resides:** Richland, Washington / Chandler, Arizona

**Major League Service:** 1 year

**Obtained:** Selected as a compensation pick following the first round of the 2005 First-Year Player Draft

**Contract Status:** First year of a one-year contract through 2008.

### Career Highlights

Was drafted by the A's as a compensation pick for the loss of free agent Damian Miller in 2005 and, after just two seasons in the minors, he was on the A's Opening Day roster in 2007...injuries and two stints on the disabled list limited him to just 82 games with the A's in 2007...had appeared in just 125 games in his first two seasons in the minors, including just 50 at Midland before making the jump from Double-A to the Majors...hit .300 or better at all four of his minor league stops before joining the A's and is a .325 career hitter with a .398 on-base percentage and .510 slugging percentage in 127 career games in the minors...played for the United States team in the 2006 All-Star Futures game.

### 2007 Highlights

Made his Major League debut at the age of 23 in just his third professional season, but an assortment of injuries limited his playing time to just 82 games...batted .288 in those games and added seven home runs and 34 RBI...had two stints on the disabled list...missed 13 games during his first stint from June 28 to July 13 with a sprained right thumb...went on the DL for the second time on August 18 with a strained left hamstring...had also been bothered by elbow problems all year and underwent surgery to remove bone chips from his right elbow on September 10 and missed the remainder of the season...never started more than seven consecutive games all year...ranked second among



American League rookies in slugging (.474) and triples (5), third in on-base percentage (.377) and fifth in batting, doubles (22) and walks (39)...led the As in triples...got off to a slow start as he hit .190 in April...then hit .300 or better in three of his other four months and batted a combined .315 in 62 games from May 1 until the end of the season...hit .352 in May, .317 in June, .264 in July and .327 in August...hit six home runs over his first 36 games through May 28 but then homered just once over his final 46 contests...the As were 6-1 in games in which he homered...fared better against left-handed pitching as he hit .323 with four home runs in 65 at bats against lefties compared to .277 with three home runs in 220 at bats against righties...hit .272 with three home runs and 22 RBI over the first six innings but improved to .322 with four home runs and 12 RBI in the seventh inning or later...batted .392 in 13 interleague games...added eight walks for a .483 on-base percentage, which ranked eighth best in the Majors...batted .318 at night compared to .218 during the day...hit .333 when leading off an inning...started a team leading 56 games in right field and also made 16 starts in left field and three in center field...did not commit an error in 80 games total in the outfield and his 148 total chances were the most among Major League outfielders with no errors...started games at every spot in the order except third and fourth and saw his most action with 42 starts in the leadoff spot...made each of his last 38 starts batting leadoff and hit .304 with a .383 on-base percentage in 43 games overall while hitting first...made the As Opening Day roster less than two years after being selected as a compensation pick following the first round of the 2005 draft...is the first As player from that draft to reach the Majors...made his Major League debut on April 2 at Seattle and went 1 for 3 in a start in right field...doubled off Felix Hernandez in the sixth inning for his first ML hit...hit his first ML home run on April 20 at Texas, a two-run shot off Bruce Chen in the fourth inning...added a three-run double in the second inning for a career high five RBI and also had the first three-walk game of his career...his second home run on April 28 against Tampa Bay snapped a career long 0 for 16 streak...did not go more than two consecutive games without a hit the rest of the season...started seven consecutive games from May 26 to June 2, his longest such streak of the season...had his first of three four-hit games on June 8 at San Francisco and batted .500 in six games against the Giants...was placed on the DL for the first time on June 29 retroactive to June 28 and went 1 for 7 with a triple, a RBI and two walks in a two-game rehab assignment with Triple-A Sacramento on July 12 and 13...was reinstated from the DL on July 14 and appeared in 13 consecutive games from July 14 to 27, his longest consecutive games played streak of the season...had a season high tying seven-game hitting streak from July 30 to August 5 (9 for 26, .346) and ended up batting .339 with seven doubles over his final 15 games...including his third career four-hit game on August 10 at Detroit...hit .526 in five games against the Tigers...was placed on the DL for the second time on August 20 retroactive to August 18 and missed the remainder of the season.

**Career**

**2006**—Split time between Single-A Stockton and Double-A Midland...batted a combined .320 with seven home runs and 48 RBI on the season...of his 108 hits, 50 were for extra bases (39 doubles, four triples, seven home runs)...his 39 doubles led all players in the As minor league system...batted .349 with three home runs and 26 RBI in 34 games for Single-A Stockton...saw all of his action in left field...batted .275 with runners in scoring position but hit .467 with RISP and two out...batted .293 with seven doubles, three triples and three home runs in 24 games in April...was promoted to Double-A Midland on May 13 and hit safely in his first five games with the Rockhounds for a 17-game hitting streak overall...hit .302 with four home runs and 22 RBI in 50 games with Midland...batted .405 vs. left-handers and .276 vs. right-handers...was 17 for 55 (.309) with runners in scoring position, including .391 with RISP and two out...hit .333 over his first 20 games and hit .282 over his final 30 contests...compiled a 10-game hitting streak from May 25 to June 3 (16 for 42, .381)...played for the United States team in the All-Star Futures Game on July 9 at Pittsburgh...last appearance came on July 13 before suffering a season-ending groin injury...batted .259 with two doubles, one home run and seven RBI in six games for the Phoenix Desert Dogs in the Arizona Fall League.

**2005**—Made his professional debut at Short Season Single-A Vancouver and batted .361 with two home runs and nine RBI in nine games for the Canadians...hit safely in all nine games, including four multiple-hit games...went 2 for 5 with four RBI and a home run in his professional debut against Tri-Valley...was promoted to Kane County on August 2 where he batted .341 with 13 doubles, one home run and 22 RBI in 32 games for the Cougars...had 15 multiple hit games...batted .371 over his first 27 contests before going 3 for 18 (.167) over the last five games of the season...batted .370 vs. right-handed pitchers and was 8 for 31 (.258) vs. left-handers...was 17 for 42 (.405) with runners in scoring position.

**Personal/Miscellaneous**

Travis George Buck was originally signed by As scout Jeremy Schied...graduated from Richland (WA) High School in 2002...drafted by Seattle in the 23rd round out of high school but did not sign...attended Arizona State University, where he was a two-time All-Pac-10 selection in 2004 and 2005...had a .362 career average in three seasons at ASU with 19 home runs and 147 RBI in 192 games...was drafted by the As between the first and second round of the 2005 draft as compensation for the loss of free agent Damian Miller to Milwaukee.

**Lifetime Playing Record**

Year	Club	AVG.	G	AB	R	H	2B	3B	HR	RBI	SH	SF	HP	BB	SO	SB	CS	SLG	OBP	E
2005	Vancouver	.361	9	36	7	13	1	0	2	9	0	0	0	5	8	1	1	.556	.439	2
	Kane County	.341	32	123	17	42	13	0	1	22	1	1	0	19	19	3	1	.472	.427	1
2006	Stockton	.349	34	126	24	44	17	3	3	26	0	5	0	14	18	2	1	.603	.400	1
	Midland	.302	50	212	32	64	22	1	4	22	1	0	3	22	39	9	1	.472	.376	0
2007	OAKLAND	.288	82	285	41	82	22	5	7	34	2	4	4	39	66	4	1	.474	.377	0
	Sacramento	.143	2	7	0	1	0	1	0	1	0	0	0	2	2	0	0	.429	.333	0
<b>ML Totals</b>		<b>.288</b>	<b>82</b>	<b>285</b>	<b>41</b>	<b>82</b>	<b>22</b>	<b>5</b>	<b>7</b>	<b>34</b>	<b>2</b>	<b>4</b>	<b>4</b>	<b>39</b>	<b>66</b>	<b>4</b>	<b>1</b>	<b>.474</b>	<b>.377</b>	<b>0</b>

**Career Transactions**

**2002** — Selected by the Seattle Mariners organization in the 23rd round of the First-Year Player Draft; did not sign. **2005** — Selected by the Oakland Athletics organization as a compensation pick following the 1st round of the First-Year Player Draft. **2007** — On disabled list, June 28 to July 13; included rehabilitation assignment to Sacramento, July 12 to 13. On disabled list, August 18 to end of season.

FRONT OFFICE  
2008 ATHLETICS  
REVIEW  
RECORDS  
HISTORY  
OPPONENTS  
PLAYER DEVELOPMENT  
MISCELLANEOUS

FRONT OFFICE

**vs. The American League**

2007 AVG.	AB	H	HR	RBI	CAREER vs. TEAM	AVG.	AB	H	HR	RBI
.353	17	6	1	1	Baltimore	.353	17	6	1	1
.333	18	6	1	2	Boston	.333	18	6	1	2
.263	19	5	0	1	Chicago	.263	19	5	0	1
.333	9	3	0	0	Cleveland	.333	9	3	0	0
.526	19	10	0	5	Detroit	.526	19	10	0	5
.300	10	3	0	1	Kansas City	.300	10	3	0	1
.286	42	12	1	6	Los Angeles	.286	42	12	1	6
.071	14	1	0	2	Minnesota	.071	14	1	0	2
.429	7	3	0	1	New York	.429	7	3	0	1
—	0	0	0	0	Oakland	—	0	0	0	0
.050	20	1	0	0	Seattle	.050	20	1	0	0
.100	20	2	1	3	Tampa Bay	.100	20	2	1	3
.256	39	10	2	8	Texas	.256	39	10	2	8
—	0	0	0	0	Toronto	—	0	0	0	0

2008 ATHLETICS

**vs. The National League**

2007 AVG.	AB	H	HR	RBI	CAREER vs. TEAM	AVG.	AB	H	HR	RBI
.143	7	1	0	0	Cincinnati	.143	7	1	0	0
.286	7	2	0	0	New York	.286	7	2	0	0
.385	13	5	0	0	St. Louis	.385	13	5	0	0
.500	24	12	1	4	San Francisco	.500	24	12	1	4

REVIEW

**Monthly Breakdown**

2007 AVG.	AB	H	HR	RBI	CAREER by MONTH	AVG.	AB	H	HR	RBI
.190	63	12	2	10	April	.190	63	12	2	10
.352	54	19	4	7	May	.352	54	19	4	7
.317	63	20	0	3	June	.317	63	20	0	3
.264	53	14	1	8	July	.264	53	14	1	8
.327	52	17	0	6	August	.327	52	17	0	6
—	0	0	0	0	September	—	0	0	0	0

RECORDS

**Batting Breakdown**

2007 AVG.	AB	H	HR	RBI	CAREER by CATEGORY	AVG.	AB	H	HR	RBI
.268	168	45	3	15	Home	.268	168	45	3	15
.316	117	37	4	19	Road	.316	117	37	4	19
.218	87	19	1	10	Day	.218	87	19	1	10
.318	198	63	6	24	Night	.318	198	63	6	24
.299	268	80	7	32	Grass	.299	268	80	7	32
.118	17	2	0	2	Turf	.118	17	2	0	2
.283	180	51	6	20	Pre-ASG	.283	180	51	6	20
.295	105	31	1	14	Post-ASG	.295	105	31	1	14
.323	65	21	4	11	vs. LHP	.323	65	21	4	11
.277	220	61	3	23	vs. RHP	.277	220	61	3	23
.277	65	18	1	26	RISP	.277	65	18	1	26
.200	5	1	0	6	Bases Loaded	.200	5	1	0	6
.500	2	1	0	1	Pinch Hitter	.500	2	1	0	1
—	0	0	0	0	Designated Hitter	—	0	0	0	0

HISTORY

**Ballpark Breakdown**

	AVG.	AB	H	HR	RBI		AVG.	AB	H	HR	RBI
Angel Stadium of Anaheim	.381	21	8	1	3	McAfee Coliseum	.268	168	45	3	15
AT&T Park	.538	13	7	0	3	Metrodome	.111	9	1	0	2
Camden Yards	.429	7	3	1	1	Rangers Ballpark in Arlington	.211	19	4	1	5
Comerica Park	.625	8	5	0	3	Safeco Field	.071	14	1	0	0
Fenway Park	.600	5	3	1	2	Shea Stadium	.286	7	2	0	0
Jacobs Field	.400	5	2	0	0	Tropicana Field	.125	8	1	0	0
Kauffman Stadium	.000	0	0	0	0	U.S. Cellular Field	.000	1	0	0	0

OPPONENTS

PLAYER DEVELOPMENT

MISCELLANEOUS

**Fielding Statistics**

**Outfield**

YEAR	PCT.	G	PO	A	E	TC	DP
2007	1.000	80	145	3	0	148	0
<b>Totals</b>	<b>1.000</b>	<b>80</b>	<b>145</b>	<b>3</b>	<b>0</b>	<b>148</b>	<b>0</b>

**Buck's Career Home Run Chart**

**Multi-Homer Games:** None. **Three-Homer Games:** None. **Two-Homer Games:** None. **Grand Slams:** None. **Pinch-Hit Home Runs:** None. **Inside-The-Park Home Runs:** None. **Game Ending Home Runs:** None. **Lead Off Home Runs:** None.

**Buck's Career Highs**


**Hits:** 4 (three times), last: August 10, 2007 at Detroit  
**Runs:** 3 (twice), last: August 10, 2007 at Detroit  
**Doubles:** 2 (twice), last: August 1, 2007 vs. Detroit  
**Triples:** 1 (five times), last: August 10, 2007 at Detroit  
**Home Runs:** 1 (seven times), last: July 24, 2007 at Los Angeles (AL)  
**Runs Batted In:** 5, April 20, 2007 at Texas  
**Walks:** 3, April 20, 2007 at Texas  
**Strikeouts:** 4, August 6, 2007 at Texas  
**Stolen Bases:** 1 (four times), last: August 16, 2007 vs. Chicago (AL)  
**Hitting Streak:** 7 (twice), last: July 30 to August 5, 2007  
**Hitless Streak (At Bats):** 16, April 20 to 27, 2007

**Kiko Calero**

**50**

**Right-Handed Pitcher**

**Height/Weight:** 6-1 / 210      **Bats/Throws:** Right / Right  
**Birthdate:** January 9, 1975      **Opening Day Age:** 33  
**Birthplace/Resides:** Santurce, Puerto Rico / Rio Piedras, Puerto Rico  
**Major League Service:** 4 years, 150 days  
**Obtained:** Acquired from the St. Louis Cardinals with pitcher Dan Haren and catcher Daric Barton for pitcher Mark Mulder, December 18, 2004  
**Contract Status:** First year of a one-year contract through 2008.



**Career Highlights**

Completed his fifth Major League season in 2007, his third with the A's...combined for a 3.33 ERA in 128 appearances in his first two seasons in Oakland in 2005 and 2006...then posted a 5.75 ERA in 2007 when he pitched in just 46 games because of shoulder problems...was one of three players acquired from St. Louis in the Mark Mulder trade following the 2004 season...made his ML debut with St. Louis in 2003 and appeared in 67 games for St. Louis over two seasons...was originally drafted by the Kansas City Royals before signing with the Cardinals as a free agent prior to the 2003 season...was used primarily as a starter during his minor league career but has made just one start in 241 career appearances at the ML level...pitched for Puerto Rico in the World Baseball Classic in 2006.

**2007 Highlights**

Appeared in just 46 games as shoulder problems led to a stint on the disabled list in late June and caused him to miss the final month of the season...was 1-5 with a save and a 5.75 ERA...the games pitched were the fewest in his three seasons with the A's and the ERA was more than two runs above his previous career high of 3.41 from 2006...his .293 opponents batting average was more than 60 points above his previous high of .231 from 2006...now has a .226 (197 for 871) opponents average in his career...his .373 opponents on-base percentage and .446 opponents slugging percentage were also career highs...his five losses tied for sixth among American League relievers and were also a career high...had just five career losses in 195 games entering 2007...struck out 31 batters in 40.2 innings, just the second time in his five seasons in the Majors that he has finished with fewer strikeouts than innings pitched...has 248 career strikeouts in 238.0 innings (9.38 per nine innings)...his opponents batting average broke down to .245 (12 for 49) against left-handed hitters and .315 (34 for 108) against right-handers...entered the season with a .187 career mark against right-handers...allowed a .354 average with runners in scoring position and all three of the home runs he allowed came with runners on base...allowed 9 of 28 (32.1%) inherited runners to score, first batters faced were 15 for 42 (357) with two walks and a hit by pitch and he had three blown saves...his opponents average against first batters faced ranked third highest among AL relievers...had a .173 (31 for 179) career average against first batters faced entering the season...opponents were successful in all eight stolen base attempts off him and are now 25 for 29 (86.2%) in his career...did not allow a hit against the opponents number four hitters who were a combined 0 for 11 with four walks and a hit by pitch...was charged with the loss in his first outing on April 3 at Seattle when he allowed three runs in 0.1 innings in the A's 8-4 loss...lost each of his first four decisions through June 1, giving him a career high five-game losing streak dating back to September 25, 2006...allowed four runs over his first two games (1.1 ip) but then did not allow a run over his next seven games and 6.2 innings from April 8 to 21...that dropped his ERA to 4.91, which was the lowest it would be all year...made the 200th appearance of his career on April 11 against Chicago (1.1 ip) and retired all four batters that he faced...did not allow a run in two outings against Chicago in 2007 (2.0 ip) and has not allowed a run in eight career outings against the White Sox (8.2 ip)...tossed a season high 2.0 shutout innings on April 13 against New York...also tossed 2.0 innings on May 5 at Tampa Bay and August 17 against Kansas City...did not allow a run in six of his eight outings in June, but posted an 8.44 ERA in the month...picked up his lone win of the season on June 8 at San Francisco when he retired both batters that he faced in a the A's 5-3, 10-inning win...allowed three runs in 0.2 innings on June 16 against St. Louis and went seven games without pitching before he was placed on the disabled list on June 25, retroactive to June 19, with an inflamed right shoulder...had a 6.39 ERA and .263 opponents batting average in 31 outings when he was placed on the DL...was reinstated on July 6 and compiled a 4.70 ERA while yielding a .345 opponents batting average over his final 15 games...walked 12

and struck out 10 in 15.1 innings over that span and first batters faced were 8 for 15 (.533)...including 5 for 6 with two triples over his final six games...pitched up his lone save of the season on August 6 at Texas when he tossed a scoreless 13th inning in the A's 9-7 win...pitched in just four of the A's next 18 games through August 25 (5.0 ip, 8 h, 3 r, 3 er, 4 bb, 2 so)...his final outing came on August 25 at Tampa Bay (0.2 ip, 2 h, 1 so)...was sidelined with shoulder problems for the remainder of the season.

## Career

**2006**—Led the A's and tied for eighth in the American League with a career high 70 games pitched...was the only member of the A's Opening Day bullpen to spend the entire season in the pen as four players spent time on the disabled list and two had stints in the starting rotation...was 3-2 with two saves and a 3.41 ERA...the saves matched his best from 2004...held opponents to a .231 batting average...yielded a .169 batting average against first batters faced, which tied for 10th lowest in the AL...had 24 first batter strikeouts, which ranked second in the AL (Rodriguez, LAA 25)...they were the most by an A's pitcher dating back to 1974...allowed 12 of 45 (26.7%) inherited runners to score and converted 2 of 5 (40.0%) save opportunities...had career highs in strikeouts (67), innings pitched (58.0), hits (50), walks (24) and pickoffs (3)...his opponents batting average broke down to .208 against right-handed hitters and .278 against left-handers...opponents were 5 for 47 (.106) with two walks (.143 on-base percentage) when leading off an inning...opponents were 4 for 5 (.800) with a grand slam and 10 RBI with the bases loaded...was at his best pitching on one day of rest as he had a 2.16 ERA and .200 opponents batting average in 23 such outings compared to 3.92 and .244 in his other 47 outings...pitched 1.0 inning or less in 59 of his 70 outings and recorded more than four outs in an appearance just twice...tossed 2.0 innings on June 21 at Colorado and September 22 against Los Angeles...pitched for Puerto Rico in the World Baseball Classic during the spring and did not allow a run in three outings (3.1 ip, 1 h, 1 bb, 1 so)...then did not allow a run in his first nine regular season games with the A's (8.0 ip), giving him a 13.0 inning scoreless streak dating back to September 19 of 2005...then allowed 12 runs over his next 14 outings from April 26 to May 25 for a 10.45 ERA...followed that up by allowing just one run over his next 25 outings from May 28 to July 28 for a 0.38 ERA (24.0 ip, 16 h, 1 r, 1 er, 6 bb, 29 so, 0 hr)...had scoreless streaks of 12.2 innings (May 28 to June 24) and 11.0 (June 30 to July 28) during that stretch...then allowed nine runs over his final 22 outings beginning on July 30 for a 5.17 ERA...recorded his first save of the season on April 21 against Los Angeles...had all three of his blown saves over a 15-game stretch from May 25 to June 29...compiled a 1.26 ERA over that span and allowed just 1 of 4 inherited runners to score...had his second save on August 7 against Texas...was charged with his second loss of the season on September 25 at Seattle, marking the first time he has lost two games in his career...did not allow a run in four postseason appearances (3.0 ip)...picked up his first career postseason win in Game 2 of the ALDS at Minnesota after tossing a scoreless sixth inning in the A's 5-2 win.

**2005**—Made 58 relief appearances with the A's and was 4-1 with a save, a blown save and a 3.23 ERA...allowed a .216 opponents batting average...had a career high in wins...first batters faced hit .170 which ranked sixth lowest among American League relievers...allowed 8 of 33 (24.2%) inherited runners to score...his .216 opponents batting average broke down to .162 against right-handers and .319 against left-handers...allowed four home runs in 72 at bats against lefties and two home runs in 136 at bats against righties...allowed a .193 average with runners in scoring position, including .042 with RISP and two outs which was the lowest mark in the Majors...right elbow tendinitis led to early ERA problems as he missed 11 games from April 17 to 28 with the injury...allowed a career high five runs on four hits and a walk in 0.1 innings on May 4 against Texas and yielded four runs on three hits and a walk without recording an out two games later on May 8 at New York...went on the disabled list on May 10 retroactive to May 9 with right elbow tendinitis...allowed nine runs in those two games against Texas and New York and 11 in his other 56 outings for a 1.79 ERA...had an 8.68 ERA and .310 opponents batting average when he was reinstated from the DL on June 5 but did not allow a run in 39 of his final 48 outings for a 2.14 ERA and .193 opponents batting average...overall, did not allow a run in 47 of his 58 outings...had a 1.85 ERA in 40 outings at night and a 6.48 ERA in 18 outings during the day...had a 0.93 ERA in 16 outings when pitching on two days rest and a 4.46 ERA in all other outings...did not allow a run in seven outings in April (8.1 ip), his longest scoreless streak of the season...that gave him a career best 18.1 inning scoreless streak dating back to September 12, 2004...had an ERA under 2.50 in every month except May...picked up the win in consecutive outings on April 13 against Toronto and April 16 against Los Angeles to extend his winning streak to a career high four games...struck out in his only at bat on June 10 at Atlanta...was charged with his only blown save of the season on August 3 at Minnesota in the 100th appearance of his career.

**2004**—Appeared in 41 games for St. Louis and was 3-1 with a 2.78 ERA...allowed just 2 of his 15 (13.3%) inherited runners to score...struck out 47 and walked just 10 in his 45.1 innings pitched...retired 35 of the 41 first batters faced...held the opposition to a .176 batting average, including .175 against left-handed hitters and .177 against right-handers...began the season with Triple-A Memphis and was recalled on May 7...was 0-0 with a 2.49 ERA in 12 games for Memphis with one save and 33 strikeouts in 25.1 innings...blanked the A's for the final 2.0 innings on June 16 and earned his second career save...placed on the 15-day disabled list on August 7, with right shoulder tendinitis...was 0-0 with a 1.42 ERA in four games at Memphis during injury rehab, striking out 13 batters in 6.1 innings...was activated from the 15-day DL on September 4...made eight postseason appearances for St. Louis, including five in the NLCS against Houston, and posted a combined 4.82 ERA...played in the Japan All-Star Series following the season and had a win in three relief appearances (1.2 ip, 1 h, 2 so).

**2003**—Made the team as a non-roster invitee out of spring training and was one of the team's most consistent relievers before undergoing season-ending knee surgery in late June...struck out 51 in 38.1 innings...made his final appearance on June 28 at Kansas City and left the game after facing one batter in the fifth inning when he suffered a torn right patella tendon after delivering a pitch...made his Major League debut on April 2 vs. Milwaukee (0.2 ip, 2 h, 1 bb, 1 so) and was credited with his first win on April 13 at Houston (2.0 ip, 2 so)...notched his first career save when he preserved a 3-1 win vs. Montreal on May 3...made his first Major League start on June 16 at Milwaukee and allowed just one run in 5.0 innings...struck out a career high nine.

**2002**—Was traded to Philadelphia on March 20 for Brian Harris but was returned two days later as he was unable to perform...was on the disabled list from April 4 to May 2 with right shoulder tendinitis...began the season at Double-A Wichita and was 1-0 with a 2.25 ERA in five games, two starts, when he transferred to Triple-A Omaha on May 21...went 7-7 with a 3.44 ERA in 20 games, 18 starts, at Triple-A...ranked fifth in the Pacific Coast League in ERA...was a combined 8-7 with a 3.30 ERA in 25 games, 20 starts...allowed a .236 opponents batting average.

**2001**—Spent the entire season at Double-A Wichita for the third consecutive season and was 14-5 with a 3.33 ERA in 27 games, 19 starts...ranked second in wins and third in ERA in the Texas League...allowed a .237 opponents batting average...opponents average dropped to .183 with runners in scoring position...was on the disabled list from May 17 to June 1 with a strained hip flexor.

**2000**—Went 10-7 with a 3.63 ERA in 28 games, 25 starts, in his second consecutive season at Double-A Wichita...ranked seventh in the Texas League in ERA...opponents hit .251 which broke down to .328 against left-handers and .211 against right-handers.

**1999**—Went 9-3 with a 4.11 ERA in 26 games, 23 starts, at Double-A Wichita...ranked sixth in the Texas League in ERA and Wichita won the Texas League Championship...allowed a .279 opponents batting average, including .308 against left-handers and .260 against right-handers... was on the disabled list from June 30 to July 19 with right shoulder tendinitis.

**1998**—Was a combined 9-3 with a 3.72 ERA in 24 games, all starts, at Single-A Lansing, Double-A Wichita and Single-A Wilmington...began the season on the Wichita disabled list from April 2 to 26 with a strained right shoulder...transferred to Lansing when he was activated from the DL, returned to Wichita on May 15 and was sent to Wilmington, where he finished the season on June 1.

**1997**—Named to the Texas League All-Star team after going 11-9 with a 4.44 ERA in 23 games, 22 starts, at Double-A Wichita...allowed a .248 opponents batting average.

**1996**—Made his professional debut at Spokane and was 4-2 with a 2.52 ERA and a save in 17 games, 11 starts...finished 4th in the Northwest League in ERA...was named Rookie of the Year in the Puerto Rican Winter League going 2-1 with a 2.76 ERA in 12 games, 11 starts.

**Personal/Miscellaneous**

Enrique Nomar Calero...graduated from University Gardens (PR) High in 1993...attended Miami Dade Kendall Junior College and St. Thomas University in Miami, FL...was scouted and signed by the Royals' Cliff Pastornicky and Albert Gonzalez...wife's name is Carola...the couple has one child (Nomar).

		Lifetime Pitching Record																		
Year	Club	W	L	ERA	G	GS	CG	SHO	SV	IP	H	R	ER	HR	HB	BB	IBB	SO	WP	BK
1996	Spokane	4	2	2.52	17	11	0	0	1	75.0	77	34	21	5	3	18	0	61	2	2
1997	Wichita	11	9	4.44	23	22	2	0	0	127.2	120	78	63	15	4	44	0	100	2	2
1998	Lansing	1	0	3.78	4	4	0	0	0	16.2	19	7	7	1	2	7	0	10	1	1
	Wilmington	7	3	2.86	17	17	0	0	0	97.2	74	33	31	7	7	51	1	90	6	0
1999	Wichita	1	0	9.64	3	3	0	0	0	14.0	23	16	15	2	1	6	0	5	0	0
	Wichita	9	3	4.11	26	23	1	1	1	129.1	143	67	59	14	6	57	3	92	7	2
2000	Wichita	10	7	3.63	28	25	0	0	0	153.2	141	74	62	16	10	66	2	130	7	1
2001	Wichita	14	5	3.33	27	19	0	0	0	124.1	110	57	46	10	7	51	1	94	7	1
2002	Wichita	1	0	2.25	5	2	0	0	0	16.0	10	5	4	2	0	5	0	15	1	0
	Omaha	7	7	3.44	20	18	0	0	0	125.2	112	52	48	11	4	35	1	109	6	1
2003	ST. LOUIS	1	1	2.82	26	1	0	0	1	38.1	29	12	12	5	1	20	2	51	3	1
2004	Memphis	0	0	2.49	12	3	0	0	1	25.1	20	8	7	3	1	11	2	33	2	0
	ST. LOUIS	3	1	2.78	41	0	0	0	2	45.1	27	14	14	5	1	10	1	47	1	0
2005	OAKLAND	4	1	3.23	58	0	0	0	1	55.2	45	20	20	6	1	18	2	52	2	0
	Sacramento	0	0	9.00	2	2	0	0	0	2.0	4	2	2	0	0	0	0	2	0	0
2006	OAKLAND	3	2	3.41	70	0	0	0	2	58.0	50	22	22	4	0	24	3	67	1	0
2007	OAKLAND	1	5	5.75	46	0	0	0	1	40.2	46	26	26	3	2	21	2	31	1	0
<b>AL Totals</b>		<b>8</b>	<b>8</b>	<b>3.97</b>	<b>174</b>	<b>0</b>	<b>0</b>	<b>0</b>	<b>4</b>	<b>154.1</b>	<b>141</b>	<b>68</b>	<b>68</b>	<b>13</b>	<b>3</b>	<b>63</b>	<b>7</b>	<b>150</b>	<b>4</b>	<b>0</b>
<b>NL Totals</b>		<b>4</b>	<b>2</b>	<b>2.80</b>	<b>67</b>	<b>1</b>	<b>0</b>	<b>0</b>	<b>3</b>	<b>83.2</b>	<b>56</b>	<b>26</b>	<b>26</b>	<b>10</b>	<b>2</b>	<b>30</b>	<b>3</b>	<b>98</b>	<b>4</b>	<b>1</b>
<b>ML Totals</b>		<b>12</b>	<b>10</b>	<b>3.55</b>	<b>241</b>	<b>1</b>	<b>0</b>	<b>0</b>	<b>7</b>	<b>238.0</b>	<b>197</b>	<b>94</b>	<b>94</b>	<b>23</b>	<b>5</b>	<b>93</b>	<b>10</b>	<b>248</b>	<b>8</b>	<b>1</b>

**Career Transactions**

**1996** — Selected by the Kansas City Royals organization in the 27th round of the free agent draft, June 2. **2002** — Traded to the Philadelphia Phillies organization for Brian Harris, March 20; returned to Kansas City, March 22. Granted free agency, October 15; signed by the St. Louis Cardinals organization, December 3. **2003** — On disabled list, June 29 to September 30. **2004** — On disabled list, August 7 to September 3; included rehabilitation assignment to Memphis, August 24 to September 4. Traded to the Oakland Athletics with pitcher Dan Haren and catcher Daric Barton for pitcher Mark Mulder, December 18. **2005** — On disabled list, May 9 to June 4; included rehabilitation assignment to Sacramento, June 1 to 4. **2007** — On disabled list, June 19 to July 5.

**Division Series Record**

Year	Club/Opp.	W	L	ERA	G	GS	CG	SHO	SV	IP	H	R	ER	HR	HB	BB	IBB	SO	WP	BK
2004	STL vs. L.A.	0	0	0.00	1	0	0	0	0	1.0	0	0	0	0	0	0	0	2	0	0
2006	OAK vs. MIN	1	0	0.00	1	0	0	0	0	1.0	0	0	0	0	0	1	0	1	0	0
<b>Totals</b>		<b>1</b>	<b>0</b>	<b>0.00</b>	<b>2</b>	<b>0</b>	<b>0</b>	<b>0</b>	<b>0</b>	<b>2.0</b>	<b>0</b>	<b>0</b>	<b>0</b>	<b>0</b>	<b>0</b>	<b>1</b>	<b>0</b>	<b>3</b>	<b>0</b>	<b>0</b>

**League Championship Series Record**

Year	Club/Opp.	W	L	ERA	G	GS	CG	SHO	SV	IP	H	R	ER	HR	HB	BB	IBB	SO	WP	BK
2004	STL vs. HOU	0	0	3.86	5	0	0	0	0	7.0	8	3	3	1	1	1	0	7	0	0
2006	OAK vs. DET	0	0	0.00	3	0	0	0	0	2.0	3	0	0	0	0	1	0	1	0	0
<b>Totals</b>		<b>0</b>	<b>0</b>	<b>3.00</b>	<b>8</b>	<b>0</b>	<b>0</b>	<b>0</b>	<b>0</b>	<b>9.0</b>	<b>11</b>	<b>3</b>	<b>3</b>	<b>1</b>	<b>1</b>	<b>2</b>	<b>0</b>	<b>8</b>	<b>0</b>	<b>0</b>

**World Series Record**

Year	Club/Opp.	W	L	ERA	G	GS	CG	SHO	SV	IP	H	R	ER	HR	HB	BB	IBB	SO	WP	BK
2004	STL vs. BOS	0	0	13.50	2	0	0	0	0	1.1	2	2	2	0	0	4	0	0	0	0



**Ballpark Breakdown**

	ERA	W	L	S	G	IP	H	HR	ER	SO
Angel Stadium of Anaheim	3.00	2	0	0	10	9.0	8	1	3	10
AT&T Park	0.00	2	0	0	3	2.1	2	0	0	4
Busch Stadium I	3.07	2	0	2	32	41.0	32	5	14	44
Camden Yards	3.12	1	0	0	8	8.2	7	0	3	11
Comerica Park	9.00	0	0	0	3	2.0	5	0	2	1
Coors Field	6.23	1	0	1	4	4.1	6	1	3	6
Dodger Stadium	13.50	0	1	0	2	1.1	2	1	2	1
Delphin Stadium	0.00	0	0	0	1	2.0	0	0	0	5
Fenway Park	3.68	0	0	0	6	7.1	7	2	3	6
Great American Ball Park	6.23	1	1	0	6	4.1	3	1	3	5
Jacobs Field	0.00	0	0	0	4	3.0	2	0	0	4
Kauffman Stadium	9.00	0	0	0	6	4.0	6	0	4	4
McAfee Coliseum	3.96	2	6	2	85	77.1	66	5	34	76
Metrodome	5.79	0	0	0	7	4.2	3	1	3	3
Miller Park	1.35	0	0	0	3	6.2	3	0	1	13
Minute Maid Park	0.00	1	0	0	6	9.1	2	0	0	10
Olympic Stadium	0.00	0	0	0	1	1.0	0	0	0	0
PETCO Park	9.00	0	0	0	2	1.0	1	0	1	2
PNC Park	0.00	0	0	0	2	3.1	2	0	0	2
Rangers Ballpark in Arlington	3.18	0	0	1	13	11.1	11	2	4	13
RFK Stadium	0.00	0	0	0	1	1.0	0	0	0	2
Rogers Centre	1.80	0	0	0	5	5.0	5	1	1	3
Safeco Field	4.82	0	2	0	11	9.1	9	1	5	7
Shea Stadium	0.00	0	0	0	1	1.0	0	0	0	0
Tropicana Field	5.79	0	0	0	5	4.2	7	0	3	4
Turner Field	3.38	0	0	0	2	2.2	2	0	1	3
U.S. Cellular Field	0.00	0	0	0	4	3.1	1	0	0	1
Wrigley Field	0.00	0	0	0	4	4.1	1	0	0	5
Yankee Stadium	13.50	0	0	1	4	2.2	4	2	4	3

**Fielding Statistics**

Pitcher		YEAR	PCT.	G	PO	A	E	TC	DP
2003	1.000	26	2	3	0	5	0		
2004	1.000	41	2	9	0	11	0		
2005	1.000	58	2	5	0	7	0		
2006	.857	70	1	5	1	7	0		
2007	1.000	46	1	4	0	5	2		
<b>Totals</b>	<b>.971</b>	<b>241</b>	<b>8</b>	<b>26</b>	<b>1</b>	<b>35</b>	<b>2</b>		

**Calero's Career Highs**

**Low Hit Complete Game:** None  
**Innings Pitched:** 5.0, June 16, 2003 at Milwaukee. As reliever: 4.0, June 11, 2003 at Boston  
**Hits:** 5, May 26, 2004 vs. Pittsburgh  
**Runs:** 5, May 4, 2005 vs. Texas  
**Walks:** 4, April 27, 2003 at Florida  
**Earned Runs:** 5, May 4, 2005 vs. Texas  
**Strikeouts:** 9, June 16, 2003 at Milwaukee. As reliever: 5, April 27, 2003 at Florida  
**Home Runs:** 2 (twice), last: May 8, 2005 at New York (AL)  
**Longest Winning Streak:** 4, September 15, 2004 to April 16, 2005  
**Longest Losing Streak:** 5, September 25, 2006 to June 5, 2007  
**Longest Scoreless Streak:** 18.1, September 12, 2004 to April 30, 2005

**Santiago Casilla**

**44**

**Right-Handed Pitcher**

**Height/Weight:** 6-0 / 202

**Bats/Throws:** Right / Right

**Birthdate:** July 25, 1980

**Opening Day Age:** 27

**Birthplace/Resides:** San Cristobal, Dominican Republic / Juan Baron, Dominican Republic

**Major League Service:** 1 year, 12 days

**Obtained:** Signed as a non-drafted free agent, January 31, 2000

**Contract Status:** First year of a one-year contract through 2008.



**Career Highlights**

Made his Major League debut with Oakland in 2004 but saw limited action with the A's from 2004-06, appearing in just nine games...then appeared in 46 games with Oakland in 2007 as a 0.45 ERA in 16 outings before the All-Star Break earned him a spot on the roster for the rest of the season...has a 5.40 ERA in 55 career appearances, but has held the opposition to a .223 batting average...was originally signed by the A's out of the Dominican Republic in 2000 and after a season in the Dominican Summer League, he came to the United States in 2001...had never pitched above Single-A prior to 2004, but during that season he progressed all the way through the A's farm system, including four games with Oakland in his debut...had a minor league best and tied for the lead in the A's farm system with 26 saves in 2005.

**2007 Highlights**

Saw his first significant playing time in the Major Leagues and was 3-1 with two saves, three blown saves and a 4.44 ERA in 46 relief appearances after he was called up by the A's in June...had just nine appearances with the A's over the previous three seasons...allowed just 5 of 31 (16.1%) inherited runners to score, which was the fourth lowest percentage in the American League...issued six intentional walks, which tied for fifth among all AL pitchers...allowed a .224 opponents batting average, which included .212 (14 for 66) against left-handed hitters and .230 (29 for 126) against right-handers...has allowed a .223 opponents average in his career, including .211 (19 for 90) against lefties and .231 (33 for 143) against righties...opponents were 14 for 56 (.250) with runners in scoring position, but were just 5 for 29 (.172) with RISP and two outs...first batters faced were 8 for 41 (.195) with four walks...has allowed a .188 (9 for 48) average against first batters in his career...compiled a 2.96 ERA and allowed a .161 opponents batting average in 21 outings in Oakland compared to a 5.81 ERA and .276 opponents average in 25 outings on the road...had a 0.45 ERA and .169 opponents batting average in 16 outings before the All-Star Break and a 7.04 ERA and .256 opponents batting average in 30 outings after the break...posted a 7.62 ERA in 13 outings on no days rest and a

FRONT OFFICE  
2008 ATHLETICS  
REVIEW  
RECORDS  
HISTORY  
OPERATIONS  
PLAYER DEVELOPMENT  
MISCELLANEOUS

3.35 ERA in his other 33 outings...had a 1.77 ERA and .155 opponents batting average in 15 outings during the day and a 6.23 ERA and .264 opponents average in 31 outings at night...posted a 1.04 ERA in eight interleague outings and had a 5.14 ERA against AL teams...including 8.40 against AL West foes...now has a 0.84 ERA (1 er in 10.2 ip) in 10 career outings against the National League...has a 9.00 ERA (17 er in 17.0 ip) in 18 career appearances against divisional competition...was recalled from Triple-A Sacramento on June 3 and did not allow a run over his first 10 outings (12.1 ip)...did not allow a run in 18 of his first 20 outings and had a 0.70 ERA and .174 opponents batting average over his first 20 games through July 21...then posted an 8.28 ERA and .270 opponents batting average over his final 26 outings...allowed at least one run in 11 of those games...tossed at least one inning in 18 of his first 20 appearances but tossed one inning or fewer in 21 of his final 26 games...tossed 2.0 innings on nine occasions, matching his career high...recorded his first Major League win in his second outing on June 4 against Boston when he tossed a scoreless 11th inning in the A's 5-4 win...then picked up his first career save two days later against the Red Sox on June 6...entered the game in the eighth inning with two outs and a runner on first with the A's leading 3-2 and retired four of the final five batters...save number two came on June 14 at Houston...struck out a career high four batters in 1.1 innings on June 19 against Cincinnati...was tagged with the first loss of his career on June 23 at New York (NL)...entered the game in the bottom of the ninth inning with no score and allowed a double, an intentional walk and a Wright RBI double for the loss...followed that up with six scoreless outings from June 26 to July 13 (8.2 ip)...then allowed 19 runs over an 18-game stretch from July 15 to August 25 (9.16 ERA)...was ejected from the game on August 23 at Tampa Bay by home plate umpire John Hirschbeck for throwing at Brendan Harris...allowed just 1 of 22 inherited runners to score over his first 37 games through the end of August...then allowed 4 of 9 to score in nine games in September...put together a seven game, 6.1-inning scoreless streak from August 28 to September 12 and then allowed five runs over his final four games (4.2 ip) to finish the year with a 4.44 ERA...was 2-1 with three saves and a 4.13 ERA in 22 appearances with Sacramento...yielded just one home run in 24.0 innings and struck out 29 (10.9 per nine innings)...allowed a .209 opponents batting average, which included a .140 (8 for 57) mark against right-handed hitters and .345 (10 for 29) against left-handers...had eight walks and four strikeouts against lefties and six walks and 25 strikeouts against righties...did not allow a run in 10 outings (11.1 ip) at Sacramento's home ballpark, Raley's Field...had a 7.82 ERA in 12 appearances on the road...did not allow a run in the ninth inning (7.1 ip, 12 so)...allowed 3 of 14 (21.4%) inherited runners to score...did not allow a run in nine of his first 10 outings, but allowed four runs in 1.1 innings on April 19 at Portland in the one game he allowed a run...also allowed four runs in 0.1 innings on May 13 at Iowa to give him a 6.06 ERA over his first 15 games...finished the Triple-A portion of his campaign with a seven-game, 7.2-inning scoreless streak starting on May 15...picked up two of his three saves over that span.

## Career

**2006**—The former Jairo Garcia appeared in just two games with the A's and had his Minor League season cut short by injury...was recalled from Triple-A Sacramento on May 21 and tossed a scoreless inning that day against San Francisco...then allowed three runs in 1.1 innings on May 23 at Chicago and was optioned back to Sacramento on May 28 after posting an 11.57 ERA in two relief appearances...was 2-0 with four saves, four blown saves and a 3.27 ERA in 25 games with Sacramento when he was placed on the disabled list on June 21 with a strained right shoulder...missed the remainder of the season...allowed a .207 opponents batting average, which broke down to .152 against left-handed hitters and .273 against right-handers...allowed both of his home runs against righties...opponents hit .333 with runners in scoring position, including .556 with the bases loaded...did not allow an earned run prior to the eighth inning (9.1 ip) but had a 4.56 ERA from the eighth inning on...tossed at least one inning in 23 of his 25 outings...posted a 3.27 ERA in 11 outings in April, including a save on April 14 against Las Vegas...recorded three of his four saves over a four-game stretch from May 8 to 16...had a 4.34 ERA in 17 outings when he was brought up by Oakland on May 21...was optioned back to Sacramento on May 28 and went 2-0 with a 1.88 ERA over his final eight outings before going on the DL...picked up his first win on June 1 at Las Vegas when he struck out a season high four batters in a season high 3.0 innings...also won June 11 against Portland when he tossed 2.0 shutout innings and retired all six batters that he faced...matched his season high with four strikeouts in 2.1 innings on June 14 at Tacoma in his final outing.

**2005**—Had two stints with the A's and appeared in just three games...compiled a 3.00 ERA and allowed a .182 opponents batting average...called up for the first time on June 17 and faced Philadelphia that night (1.0 ip, 1 h)...optioned to Triple-A Sacramento on June 21 and returned to Oakland on September 12...appeared in two games during his second stint (2.0 ip, 1 h, 1 r, 1 er, 1 bb, 1 so)...spent the Minor League portion of his season at Double-A Midland and Sacramento and combined for a 3-6 record, 26 saves and a 3.60 ERA in 54 relief appearances...his 26 saves tied for the most in the A's farm system and were a career high...20 of his saves came at Sacramento which led the team and ranked fifth in the Pacific Coast League...struck out 103 batters in 65.0 innings, an average of 14.26 per nine innings...allowed a .219 opponents batting average which included a .203 mark against right-handed hitters and .245 against left-handers...began the season at Midland where he was 0-0 with six saves and a 1.08 ERA in 10 relief appearances...allowed a .153 opponents batting average, including .125 with runners in scoring position...struck out a season high six batters in 2.2 innings on April 30 against Wichita...was promoted to Sacramento on May 10 and went 3-6 with a 4.47 ERA in 44 appearances with the River Cats...was 1-4 with six saves and a 4.50 ERA in 15 outings when he was called for the first time on June 17...put together his best ERA in August when he had a mark of 1.98 with seven saves in 14 relief appearances...went 0-1 with one save and a 10.12 ERA (2.2 ip, 2 h, 4 r, 3 er, 5 bb, 6 so) in four post-season games for the River Cats...pitched for Escogido in the Dominican Winter League following the season and was 1-0 with a save and a 1.01 ERA in 20 relief appearances.

**2004**—Made the jump from Single-A to the Major Leagues...began the season at Single-A Kane County of the Midwest League and went 1-0 with a team leading 16 saves and a 0.30 ERA in 25 relief appearances...had a .154 opponents batting average, 49 strikeouts and six walks in 30.0 innings...was transferred to Double-A Midland on June 24 and went 2-0 with two saves and a 1.50 ERA in 13 relief appearances...allowed a .161 opponents batting average and struck out 32 in 18.0 innings...was moved up to Triple-A Sacramento on July 30 and had a save in three appearances before he was selected by Oakland on August 9...made his Major League debut that day at Minnesota, pitching the final two innings of the A's 8-2 win (0 h, 0 r, 2 bb, 1 so)...allowed three runs in each of his next two outings on August 11 against Detroit and August 13 against Kansas City...had an 11.57 ERA in three games when he was optioned back to Sacramento on August 18...went 1-2 with a save and a 3.95 ERA in 11 regular season appearances with the River Cats...did not allow a run in two postseason appearances for Sacramento (3.0 ip, 1 h, 1 bb, 4 so)...was brought back to Oakland on September 14 and made just one appearance after his return on September 15 against Texas...had a 12.71 ERA in four appearances overall with the A's...combined to go 4-2 with 19 saves and a 1.46 ERA in 49 minor league appearances during the regular season...the saves ranked second in the A's farm system...allowed a .168 opponents batting average and just one home run in 61.2 innings...struck out 102 for an average of 14.89 strikeouts per nine innings which was the second best ratio among all minor league relievers...left-handers batted .193 and right-handers hit .151...opponents hit .131 with runners in scoring position...struck out 19 of the first 33 batters he faced at Kane County.



**2003**—Began the season in extended spring training and was transferred to Kane County on May 19...went 0-1 with a 2.55 ERA in 14 games, nine starts...did not allow a home run in 42.1 innings...allowed a .250 opponents batting average which broke down to .272 against left handed hitters and .228 against right-handers...was 0-1 with a 2.57 ERA and .263 opponents batting average in his nine starting assignments and 0-0 with a 2.45 ERA and .185 opponents batting average in his five relief appearances...his first two appearances of the season came in relief before making five consecutive starts from May 30 to July 3...was on the disabled list from July 12 to 29 with a pulled left hamstring...tossed 4.0 scoreless innings of relief in his first three appearances following his return before finishing the season with four starts.

**2002**—Began the season with the A's affiliate in the Arizona Rookie League for the second consecutive season and went 2-1 with a 2.44 ERA and one save in 13 games, eight starts, before he was promoted to Single-A Vancouver on August 24...went 0-3 with a 7.30 ERA in three starts with the Canadians and was a combined 2-4 with a 3.28 ERA in 16 games, 11 starts...allowed a .266 opponents batting average...struck out 82 for an average of 10.3 per nine innings...struck out 11 batters on August 16 at the Angels and 10 on August 21 against the Angels...ranked third in the AL in ERA and fifth in strikeouts (66)...also appeared in three games in the outfield with Arizona and was 6 for 13 (.462) with two doubles, a triple and five RBI.

**2001**—Spent his first season in the United States with the A's affiliate in the Arizona Rookie League and was 4-2 with a 2.85 ERA in 12 games, seven starts...ranked seventh in the league in ERA...allowed a .214 opponents batting average...struck out 50 while walking just six in 47.1 innings, a strikeout to walk ratio of 8.3 to 1...allowed just two home runs.

**2000**—Made his professional debut with the A's affiliate in the Dominican Summer League and was 6-2 with a 3.26 ERA in 11 games, 10 starts...allowed a .189 opponents batting average.

**Personal/Miscellaneous**

Santiago Casilla...pitched under the name of Jairo Garcia from 2000-05...was originally signed by Bernardino Rosario and Raymond Abreu...participates in the A's Amigo program where he speaks to a group of Hispanic children on the importance of education, sportsmanship and hard work in the dugout prior the game.

**Lifetime Pitching Record**

Year	Club	W	L	ERA	G	GS	CG	SHO	SV	IP	H	R	ER	HR	HB	BB	IBB	SO	WP	BK
2000	DSL A's	6	2	3.26	11	10	0	0	0	47.0	33	24	17	2	5	29	0	56	5	1
2001	AZL A's	4	2	2.85	12	7	0	0	0	47.1	37	19	15	2	2	6	0	50	5	0
2002	AZL A's	2	1	2.44	13	8	0	0	1	59.0	56	24	16	5	3	17	0	66	4	1
	Vancouver	0	3	7.30	3	3	0	0	0	12.1	15	11	10	1	1	7	0	16	1	1
2003	Kane County	0	1	2.55	14	9	0	0	0	42.1	40	14	12	0	3	19	0	28	5	0
2004	Kane County	1	0	0.30	25	0	0	0	16	30.0	16	2	1	0	4	6	2	49	3	0
	Midland	2	0	1.50	13	0	0	0	2	18.0	10	3	3	0	1	15	0	32	2	0
	Sacramento	1	2	3.95	11	0	0	0	1	13.2	10	6	6	1	0	9	1	21	0	0
	OAKLAND	0	0	12.71	4	0	0	0	0	5.2	5	8	8	3	1	9	0	5	0	0
2005	Midland	0	0	1.08	10	0	0	0	6	16.2	9	3	2	1	0	9	0	30	1	0
	Sacramento	3	6	4.47	44	0	0	0	20	48.1	45	30	24	6	1	20	1	73	5	0
	OAKLAND	0	0	3.00	3	0	0	0	0	3.0	2	1	1	0	0	1	0	1	1	0
2006	Sacramento	2	0	3.27	25	0	0	0	4	33.0	25	13	12	2	2	10	1	32	1	0
	OAKLAND	0	0	11.57	2	0	0	0	0	2.1	2	3	3	0	0	2	0	2	0	0
2007	Sacramento	2	1	4.13	22	0	0	0	3	24.0	18	11	11	1	0	14	2	29	4	0
	OAKLAND	3	1	4.44	46	0	0	0	2	50.2	43	25	25	6	1	23	6	52	5	0
<b>ML Totals</b>		<b>3</b>	<b>1</b>	<b>5.40</b>	<b>55</b>	<b>0</b>	<b>0</b>	<b>0</b>	<b>2</b>	<b>61.2</b>	<b>52</b>	<b>37</b>	<b>37</b>	<b>9</b>	<b>2</b>	<b>35</b>	<b>6</b>	<b>60</b>	<b>6</b>	<b>0</b>

**Career Transactions**

**2000** — Signed by the Oakland Athletics organization as a non-drafted free agent, January 31.

**vs. The American League**

2007 ERA	W	L	SV	G	IP	H	HR	ER	SO	CAREER vs. TEAM	ERA	W	L	SV	G	IP	H	HR	ER	SO
0.00	0	0	0	1	1.1	0	0	0	0	Baltimore	0.00	0	0	0	1	1.1	0	0	0	0
0.00	1	0	1	2	2.1	1	0	0	0	Boston	0.00	1	0	1	2	2.1	1	0	0	0
0.00	0	0	0	1	0.2	0	0	0	1	Chicago	13.50	0	0	0	2	2.0	1	0	0	3
0.00	0	0	0	3	5.1	2	0	0	7	Cleveland	0.00	0	0	0	3	5.1	2	0	0	7
3.86	0	0	0	5	4.2	4	0	2	5	Detroit	7.11	0	0	0	6	6.1	6	1	5	7
9.00	0	0	0	1	2.0	3	0	2	1	Kansas City	15.00	0	0	0	2	3.0	4	1	5	3
9.00	1	0	0	3	3.0	5	1	3	3	Los Angeles	9.00	1	0	0	4	4.0	6	1	4	3
2.45	0	0	0	3	3.2	3	1	1	3	Minnesota	1.35	0	0	0	5	6.2	3	1	1	5
0.00	0	0	0	1	2.0	1	0	0	2	New York	0.00	0	0	0	1	2.0	1	0	0	2
—	0	0	0	0	0.0	0	0	0	0	Oakland	—	0	0	0	0	0.0	0	0	0	0
4.05	0	0	0	6	6.2	5	1	3	8	Seattle	4.05	0	0	0	6	6.2	5	1	3	8
22.50	0	0	0	3	2.0	5	1	5	3	Tampa Bay	22.50	0	0	0	3	2.0	5	1	5	3
13.50	0	0	0	7	5.1	8	2	8	6	Texas	14.21	0	0	0	8	6.1	10	3	10	6
0.00	0	0	0	2	3.0	0	0	0	2	Toronto	0.00	0	0	0	2	3.0	0	0	0	2

FRONT OFFICE  
2008 ATHLETICS  
REVIEW  
RECORDS  
HISTORY  
OPPORTUNITIES  
PLAYER DEVELOPMENT  
MISCELLANEOUS

FRONT OFFICE

vs. The National League

2007											CAREER										
ERA	W	L	SV	G	IP	H	HR	ER	SO	vs. TEAM	ERA	W	L	SV	G	IP	H	HR	ER	SO	
0.00	0	0	0	1	1.1	1	0	0	4	Cincinnati	0.00	0	0	0	1	1.1	1	0	0	4	
0.00	0	0	1	3	3.0	3	0	0	2	Houston	0.00	0	0	1	3	3.0	3	0	0	2	
INF	0	1	0	1	0.0	2	0	1	0	New York	INF	0	1	0	1	0.0	2	0	1	0	
—	0	0	0	0	0.0	0	0	0	0	Philadelphia	0.00	0	0	0	1	1.0	1	0	0	0	
0.00	0	0	0	1	1.0	0	0	0	2	St. Louis	0.00	0	0	0	1	1.0	0	0	0	2	
0.00	1	0	0	2	3.1	0	0	0	3	San Francisco	0.00	1	0	0	3	4.1	1	0	0	5	

2008 ATHLETICS

Monthly Breakdown

2007											CAREER										
ERA	W	L	SV	G	IP	H	HR	ER	SO	by MONTH	ERA	W	L	SV	G	IP	H	HR	ER	SO	
—	0	0	0	0	0.0	0	0	0	0	April	—	0	0	0	0	0.0	0	0	0	0	
—	0	0	0	0	0.0	0	0	0	0	May	11.57	0	0	0	2	2.1	2	0	3	2	
0.57	2	1	2	13	15.2	9	0	1	18	June	0.54	2	1	2	14	16.2	10	0	1	18	
3.86	0	0	0	11	14.0	13	2	6	11	July	3.86	0	0	0	11	14.0	13	2	6	11	
9.00	1	0	0	13	13.0	15	3	13	13	August	9.68	1	0	0	16	17.2	18	5	19	18	
5.63	0	0	0	9	8.0	6	1	5	10	September	6.55	0	0	0	12	11.0	9	2	8	11	

REVIEW

Pitching Breakdown

2007											CAREER										
ERA	W	L	SV	G	IP	H	HR	ER	SO	by CATEGORY	ERA	W	L	SV	G	IP	H	HR	ER	SO	
2.96	2	0	1	21	24.1	14	2	8	26	Home	4.78	2	0	1	28	32.0	22	5	17	33	
5.81	1	1	1	25	26.1	29	4	17	26	Road	6.07	1	1	1	27	29.2	30	4	20	27	
1.77	1	0	1	15	20.1	11	2	4	22	Day	2.67	1	0	1	20	27.0	15	3	8	28	
6.23	2	1	1	31	30.1	32	4	21	30	Night	7.53	2	1	1	35	34.2	37	6	29	32	
3.69	3	1	2	41	46.1	35	4	19	49	Grass	5.04	3	1	2	49	55.1	44	7	31	56	
12.46	0	0	0	5	4.1	8	2	6	3	Turf	8.53	0	0	0	6	6.1	8	2	6	4	
0.45	2	1	2	16	20.0	12	0	1	23	Pre-ASG	1.54	2	1	2	19	23.1	15	0	4	25	
7.04	1	0	0	30	30.2	31	6	24	29	Post-ASG	7.75	1	0	0	36	38.1	37	9	33	35	
—	0	0	0	0	0.0	0	0	0	0	Starter	—	0	0	0	0	0.0	0	0	0	0	
4.44	3	1	2	46	50.2	43	6	25	52	Reliever	5.40	3	1	2	55	61.2	52	9	37	60	

RECORDS

Ballpark Breakdown

	ERA	W	L	S	G	IP	H	HR	ER	SO
Angel Stadium of Anaheim	9.00	0	0	0	2	2.0	4	0	2	2
AT&T Park	0.00	1	0	0	2	3.1	0	0	0	3
Comerica Park	13.50	0	0	0	1	1.1	3	0	2	1
Jacobs Field	0.00	0	0	0	3	5.1	2	0	0	7
McAfee Coliseum	4.78	2	0	1	28	32.0	22	5	17	33
Metrodome	2.08	0	0	0	3	4.1	3	1	1	1
Minute Maid Park	0.00	0	0	1	3	3.0	3	0	0	2
Rangers Ballpark in Arlington	10.13	0	0	0	4	2.2	3	1	3	3
Safeco Field	11.57	0	0	0	3	2.1	3	1	3	3
Shea Stadium	0.00	0	1	0	1	0.0	2	0	1	0
Tropicana Field	22.50	0	0	0	3	2.0	5	1	5	3
U.S. Cellular Field	20.25	0	0	0	1	1.1	1	0	3	0
Yankee Stadium	0.00	0	0	0	1	2.0	1	0	0	2

Fielding Statistics

Pitcher										
Year	Pct.	G	PO	A	E	TC	DP			
2004	1.000	4	1	2	0	3	0			
2005	—	3	0	0	0	0	0			
2006	.500	2	0	1	1	2	0			
2007	1.000	46	1	1	0	2	0			
<b>Totals</b>	<b>.857</b>	<b>55</b>	<b>2</b>	<b>4</b>	<b>1</b>	<b>7</b>	<b>0</b>			

HISTORY

OPPONENTS

PLAYER DEVELOPMENT

Casilla's Career Highs

**Low Hit Complete Game:** None  
**Innings Pitched:** 2.0 (10 times), last: September 23, 2007 at Cleveland  
**Hits:** 4, August 25, 2007 at Tampa Bay  
**Runs:** 3 (six times), last: September 14, 2007 vs. Texas  
**Earned Runs:** 3 (six times), last: September 14, 2007 vs. Texas

**Walks:** 3 (twice), last: August 7, 2007 at Texas  
**Strikeouts:** 4, June 19, 2007 vs. Cincinnati  
**Home Runs:** 1 (nine times), last: September 14, 2007 vs. Texas  
**Longest Winning Streak:** 2, June 4 to 10, 2007  
**Longest Losing Streak:** 1, June 23, 2007  
**Longest Scoreless Streak:** 12.1, June 3 to 19, 2007

MISCELLANEOUS

# Eric Chavez

3



## Third Base

**Height/Weight:** 6-1 / 219

**Bats/Throws:** Left / Right

**Birthdate:** December 7, 1977

**Opening Day Age:** 30

**Birthplace/Resides:** Los Angeles, California / Paradise Valley, Arizona

**Major League Service:** 9 years, 20 days

**Obtained:** Selected in the 1st round (10th selection overall) of the June, 1996 draft

**Contract Status:** Fourth year of a six-year contract extension through 2010 with a club option for 2011.

## Career Highlights

Completed his 10th season as an Athletic in 2007...only Rickey Henderson (14 years), Mark McGwire (12) and Terry Steinbach (11) have more seasons in an Oakland uniform...ranks among the top 10 in nearly every category on the Oakland career lists...is second in doubles (266), third in extra base hits (513), fourth in home runs (227) and total bases (2212), fifth in hits (1225) and RBI (762), sixth in games played (1256), at bats (4553), runs (710) and strikeouts (866) and seventh in walks (550) and slugging percentage (.486)...is sixth in Athletics history in home runs, seventh in extra base hits and strikeouts, ninth in total bases, tied for ninth in RBI and 10th in doubles and slugging...has 114 career home runs in Oakland, which ranks fourth on the all-time Coliseum list...has 221 career home runs as a third baseman, which is an on-going Athletics franchise record...since 1999, his first full season in the Majors, only Troy Glaus has more home runs as a third baseman (257)...has 1210 career games at third base...that is second most in A's history to Sal Bando who played 1395 games at third in an Oakland uniform and 1446 total in an A's uniform...won six consecutive American League Gold Glove awards at third base from 2001-06...only Brooks Robinson, with 16, has more AL Gold Gloves at third base...has started all 27 games at third base for the A's in their five postseason series since 2000...set an Oakland record for fielding percentage by a third baseman with a .987 mark in 2006...led AL third basemen in fielding in 2001 and 2006...led the AL with 95 walks in 2004...was named to *The Sporting News* American League All-Star team as the third baseman and also received the AL Silver Slugger award for third basemen in 2002 when he had a career high 34 home runs to go along with 109 RBI...was named AL Player of the Month in September of 2001...had the first cycle in Coliseum history on June 21, 2000 against Baltimore...was named Minor League Player of the Year by *Baseball America* and also received the J.G. Taylor Spink Award as the Topps/NAPBL Minor League Player of the Year in 1998.

## 2007 Highlights

Appeared in just 90 games as he spent the final two months of the season on the disabled list...those were the fewest games played of his nine full seasons in the Majors...was placed on the DL on August 3 retroactive to July 27 with lower back spasms and had three surgeries over a 10-week span...had surgery to repair a torn labrum on his right shoulder on September 5, microdiscectomy surgery on his back on October 9 and a left shoulder debridement on November 16...hit a career low .240, marking the fourth consecutive season his average has decreased...also had career lows in at bats (341), runs (43), hits (82), RBI (46), walks (34) and on-base percentage (.306) and matched his low in total bases (152)...his 15 home runs were his fewest since 1999 when he had 13...the six-time American League Gold Glove Award winner committed just six errors in 88 games at third base for a .9751 fielding percentage...did not qualify for the league leaders but his percentage was second best among AL third basemen with 81 or more games (Iwamura, TB .9753)...it was also the second best mark of his career...started a team leading 87 games at third...10 of his 15 home runs came in Oakland, 12 came off right-handed pitching, 10 were solo shots and nine were with two strikes...the A's were 10-5 in games in which he homered and are now 160-52 (.755) when he homers in his career...hit .204 with runners in scoring position and now has a .203 (46 for 227) average with RISP over the last two seasons...was 1 for 10 with the bases loaded and is now 2 for 20 (.100) with the bases full over the last two seasons...batted .197 against a pitcher the first time he saw him in a game and .291 after that...was batting .230 with five home runs and 21 RBI over his first 46 games through May 27...then hit .297 with seven home runs and 12 RBI over a 17-game span from May 28 to June 15...finished the season by batting .222 with three home runs and 13 RBI over his final 27 games...made the A's Opening Day roster for the ninth consecutive season and also made his ninth consecutive Opening Day start...that ties the Oakland record for consecutive Opening Day starts held by Bando (1968-76) and Terry Steinbach (1988-96)...the nine Opening Day starts also tie for second most in Oakland history to Rickey Henderson (12) and tie Sal Bando and Carney Lansford for the most by an Oakland third baseman...batted .186 in May, which was his second lowest average ever in a month to his .179 in June of 2006 (min. 50 at bats)...went 1 for 31 with runners in scoring position from May 12 to June 8...hit his second career walk-off home run in the A's 5-4 win over Boston on June 4, a solo shot with two outs in the bottom of the 11th inning off Kyle Snyder...his other came on June 20, 2001 against Seattle...it was his fourth career game-ending hit...went 0 for 6 with his first career four-strikeout game on June 12 at Houston...then homered in three consecutive games from June 13 to 15, the fourth time he has done that in his career...it was the first time since August 26-28, 2004...had a season best eight-game hitting streak from June 27 to July 4 (11 for 29, .379)...started each of the A's first four games after the All-Star Break...then missed the next four games from July 16-20 and made just three starts over the A's final 17 games before going on the DL on August 3...pinch ran on July 24 at Los Angeles, his first appearance as a pinch runner since July 31, 2000 against Toronto...also pinch ran the next day and scored both times...missed 60 games while on the DL...it was his third career stint on the DL, but his first since missing 33 games with a broken right hand in 2004...was transferred to the 60-day DL on September 1.

### Most Gold Gloves, Major League Third Baseman

16	Brooks Robinson
10	Mike Schmidt
7	Scott Rolen
6	Eric Chavez
6	Buddy Bell
6	Robin Ventura

**Career**

**2006**—Won his sixth consecutive American League Gold Glove award at third base, joining Brooks Robinson (16) and Buddy Bell (6) as the only AL third basemen with six or more Gold Gloves...is one of just six third basemen in Major League history with six or more along with Mike Schmidt (10), Scott Rolen (7) and Robin Ventura (6)...joins Dwayne Murphy as the only two Athletics with six Gold Gloves...led the Majors and set an Oakland record for fielding percentage by a third baseman as he committed just five errors in 134 games for a .987 fielding percentage...shattered the previous mark of .980 by Carney Lansford in 1987...it was the second time he led the AL in fielding (2001)...it was the fourth best fielding percentage by a third baseman in AL history and was second best by an Athletic to Hank Majeski's .988 with Philadelphia in 1947...also led ML third basemen with an Oakland record 43 double plays...fell three short of the Athletics record of 46 set by Sammy Hale in 1927...had the most double plays by an AL third baseman since Gary Gaetti had 46 for Minnesota in 1983...batted .241 with 22 home runs and 72 RBI in 137 games but did not spend any time on the disabled list...was bothered by tendinitis in both of his forearms and also had hamstring problems for much of the season...the batting average was second lowest in the American League to the Royals Angel Berroa (.234)...however, walked 84 times, which was second most in his career...reached the 20 home run plateau for the seventh consecutive season...is the fourth player in Oakland history with at least seven 20-homer seasons (McGwire 9, Jackson 8, Canseco 7) and only he and Reggie did it in consecutive seasons...hit just eight of his 22 home runs in Oakland...batted .285 with 13 home runs and 43 RBI over his first 52 games through June 6...then hit .214 with nine home runs and 29 RBI over his final 85 games...his batting average included a .197 mark against left-handed pitchers, a .202 average with runners in scoring position, a .213 mark on the road and a .137 average in interleague play...his road batting average was the lowest in the AL, his average with RISP was third lowest and his interleague average tied for third lowest in the Majors...the road average was fourth lowest in Oakland history...set an Oakland record for consecutive errorless games by a third baseman with a 65-game streak from May 1 to August 4...broke the previous mark of 59 set by Mike Gallego from May 11, 1985 to May 15, 1990...handled 215 consecutive chances without an error...made his eighth consecutive Opening Day start at third base...had his lone two-homer game of the season on April 11 at Minnesota...hit his 192nd career home run as a third baseman on April 24 at Texas, breaking Sal Bando's franchise record...finished April with a .301 batting average, nine home runs and 20 RBI...did not bat higher than .253 in any of the remaining months...hit his 200th career home run on May 2 at Los Angeles, a three-run shot off John Lackey in the first inning...it was his 10th home run of the season and it came in his 25th game, which is the earliest he has ever reached 10 home runs...would go on to hit just 12 home runs over his final 112 games...batted .179 in June, which was the lowest one-month average of his career and the lowest batting average in the AL...was batting .366 with runners in scoring position on June 3 but went 11 for 88 (.125) with RISP the rest of the way...including a 0 for 25 streak from June 3 to July 7...had 11 total chances on June 17 against Los Angeles (NL), tying an Oakland record for total chances by a third baseman (Bill Almon, June 10, 1983 vs. Chicago)...had nine assists in the game, which also tied an Oakland record for the third time...hit .173 with five doubles, one home run and four RBI over a 37-game span from June 18 to August 11...that included a 17-game stretch without an RBI from June 18 to July 18, matching the longest such streak of his career (April 12-30, 1999)...homered just twice over a 56-game stretch from June 17 to August 30...batted eighth on July 24 against Boston, the first time he started in the eight spot in the order since September 26, 2001 against Anaheim...it was the first time he hit lower than fifth since August 1, 2003 against New York when he hit sixth...hit eighth again on August 21 at Toronto and also made five starts hitting seventh and nine starts hitting sixth...homered August 13 against Tampa Bay to snap a season long 20-game, 74-at bat homerless streak...started all seven of the A's postseason games at third base and hit .217 with two home runs and three RBI...has started all 27 games at third base for the A's in their five postseason series since 2000 and has a .222 (.24 for 108) career average in the postseason.

**2005**—Won his fifth consecutive American League Gold Glove award at third base...led the A's in nearly every offensive category including games (160), at bats (625), runs (92), hits (168), doubles (40), home runs (27), RBI (101), walks (58), strikeouts (129), total bases (291), extra base hits (68) and sacrifice flies (9)...the games, at bats, hits, strikeouts and sacrifice flies were career highs...however, batted just .269 with a .329 on-base percentage and a .466 slugging percentage...led or tied for the team lead in home runs for the fourth consecutive season to become the first Athletic to lead his team in home runs four straight years since Norm Siebern led the Kansas City A's from 1960-63...it was his sixth consecutive season with 25 or more home runs and he is one of two players in Athletics history to with at least six straight seasons of 25 or more home runs...Jimmie Foxx had seven from 1929-35...is one of five players in Athletics history with six 25-homer seasons (Mark McGwire 8, Foxx and Reggie Jackson 7, Bob Johnson 6)...had at least 100 RBI for the fourth time in his career to become the fifth player in Oakland history to reach the 100 RBI plateau at least four times (Canseco 5, Giambi, McGwire and Tejada, 4)...tied for the A's team lead with four intentional walks which were the fewest ever by an Oakland team leader...his 40 doubles tied for eighth in the AL...also tied for fourth in the AL in sacrifice flies, ranked sixth in strikeouts and was tied for eighth in games played...had 71 two-strike hits which were sixth most in the AL and 28 go-ahead RBI which tied for sixth most...the A's were 21-3 in games in which he homered...batted .306 with 24 of his 27 home runs and 82 of his 101 RBI in A's victories and .214 in A's losses...ranked sixth among AL third basemen with a .969 fielding percentage...made a team leading 104 starts batting clean-up and hit .293 with 22 of his 27 home runs hitting fourth...batted .321 when leading off an inning...batted .190 with two home runs and 11 RBI over his first 37 games, .321 with 19 HR and 64 RBI over his next 87 games from May 16 to August 24, and .221 with 6 HR and 26 RBI over his final 36 games...hit .379 in June, which was his best one month average ever and fifth best in the AL...went into the All-Star Break with a .272 batting average, matching his best mark ever at the break (2000)...then hit .265 after the break, the first time in his career he had a higher batting average before the break than after the break...made his seventh consecutive Opening Day start at third base...went 13 consecutive games without an extra base hit from May 1 to 15, matching the longest such streak of his career...homered in back-to-back games on May 17 and 18 to snap a 25-game, 103-at bat homerless streak...hit his fifth career grand slam on June 2 against Toronto, which is tied for eighth most in Oakland history...was named AL Player of the Week for the second time in his career for the week of May 30 to June 5 when he hit .357 with three home runs, nine RBI and seven runs scored...was a

**Most Home Runs, Athletics Third Baseman (Since 1901)**

SEASON	
32	Eric Chavez, 2001
31	Sal Bando, 1969
29	Eric Chavez, 2004
29	Eric Chavez, 2003
29	Eric Chavez, 2002

**CAREER**

221	Eric Chavez
191	Sal Bando
86	Carney Lansford
79	Wayne Gross
65	Ed Charles

\*includes only home runs hit as third baseman

perfect 5 for 5 with a double, two home runs and four RBI on June 12 at Atlanta...it was his first career five-hit game and he tied the Oakland record for hits in a game...ended up batting .333 with four home runs and 10 RBI in 18 interleague games...started all three games of the New York Mets series from June 14-16 at designated hitter, his first starts at DH since September 21, 2002...doubled on July 1 against Chicago for the 200th double of his career...had his second two-homer game of the season on July 25 against Cleveland...appeared in each of the A's first 123 games before missing the game on August 23 at Detroit...was not with the club that day following the birth of his first child Diego on August 22...it was the longest consecutive games played streak of his career...singled off Scot Shields in the eighth inning on August 31 at Los Angeles for the 1000th hit of his career...it came in his 1000th career game...had back-to-back four RBI games on September 7 against Seattle and September 9 at Texas...had two home runs and five RBI on September 18 at Boston.

**2004**—Won his fourth consecutive American League Gold Glove award at third base...appeared in just 125 games as he was on the disabled list from June 2 to July 9 with a broken bone in his right hand...despite the limited playing time he led the AL with a career high and team leading 95 walks...also led the A's with 29 home runs...tied for fifth in the AL with a career high .397 on-base percentage...was also tied for fifth in the AL in grounded into double plays (21) and ranked eighth in pitches per plate appearance (4.05)...12 of his home runs came with two strikes which was sixth most in the AL...tied for eighth in the AL with a team leading 10 intentional walks...batted .306 against left-handed pitching and .257 against right-handers after entering the season with a .221 career average against southpaws and .297 against righties...hit .403 against left handed pitchers from July 9 to September 3, his first 49 games after returning from the DL...batted exclusively in the three spot in the batting order...appeared in 125 games at third base, all starts, and ranked second among AL third basemen with a .968 fielding percentage...committed six errors over his first 40 games and then had a 47-game errorless streak from May 21 to August 22...in addition to his games at third base, he also made his second career appearance in the outfield on August 19 at Seattle when he played left field...agreed to terms on a six-year contract extension through 2010 with a club option for 2011 on March 18...was on his sixth straight Opening Day roster and made his sixth straight Opening Day start at third base...went 35 consecutive games without a double from April 14 to May 22 and finished the year with just 20 doubles, his fewest over a full season...had his 10th career two-homer game on May 4 against New York...drove in the 500th run of his career on May 29 at Cleveland...was batting .246 with 13 home runs, 35 RBI and a .372 on-base percentage in 49 games when he was hit by a Damaso Marte pitch in the 11th inning on June 1 against Chicago...the pitch broke a bone in his right hand and he missed 33 games...ranked second in the AL in home runs at the time of the injury...made a three-game rehab appearance with Triple-A Sacramento from July 5-7 and was reinstated from the DL on July 9...hit .295 with 16 home runs, 42 RBI and a .413 on-base percentage over his final 76 games...reached base safely via hit or walk in 28 consecutive games from May 20 to July 29 and hit .340 with a .478 on-base percentage over that span...had his 11th career two-homer game on August 20 at Tampa Bay...scored the 500th run of his career on September 25 at Anaheim...struck out at least once in 12 consecutive games from September 15 to 27 (18 total).

**2003**—Won his third consecutive American League Gold Glove award at third base...led AL third basemen with 101 RBI and tied for the lead with 29 home runs...drove in 100 runs for the third consecutive season and is one of nine players in Athletics history with at least three straight 100 RBI seasons (Baker, Canseco, Foxx, Giambi, Johnson, Simmons, Tejada, Zernial)...posted career highs in runs (94), triples (5) and total bases (302) and matched his best in stolen bases (8)...led the A's with a .282 batting average, the lowest average by an Oakland team leader since Jeff Burroughs hit .277 in 1982...also topped the club in home runs, multiple hit games (46), total bases and extra base hits (73)...tied for 10th in the AL in doubles (39) and was tied for eighth in intentional walks (10)...tied for ninth in the AL with 26 go-ahead RBI and 12 of those came in the first inning...batted .220 against southpaws compared to .312 against right-handers...set an Oakland record for assists by a third baseman with a Major League leading 343...also led Major League third basemen and posted career highs in total chances (482) and putouts (125)...tied for the lead in double plays (33)...committed 14 errors and finished third in the AL with a .971 fielding percentage...appeared in a career high 154 games at third base, the most by an Athletic since Sal Bando in 1976 (155)...was batting .257 with 17 HR and 50 RBI in 87 games at the All-Star Break but then hit .313 with 12 HR and 51 RBI in 69 games after the break...made his fifth consecutive Opening Day start at third base...homered in three straight games at Seattle, April 15-17, the first time he has homered in three straight games in his career...did it again on June 24-26 at Texas...had his first two homer game of the season on August 6 at Detroit and added five RBI...added a second two-homer game on September 11 against Anaheim...batted .322 in August and .313 in September...then went 1 for 22 with no RBI in the ALDS against Boston...started the series 0 for 17...committed two errors in Game 3, both in the second inning which tied a postseason record for errors in an inning by a third baseman...became the first third baseman to commit two errors in an ALDS game.

**2002**—Named to *The Sporting News* American League All-Star team as the third baseman and also received the AL Silver Slugger award for third basemen...also won the AL Gold Glove award at third base for the second consecutive season...reached the 30 home run and 100 RBI plateau for the second consecutive season as he hit a career high 34 home runs and added 109 RBI...matched his career best in stolen bases (8)...led the A's in stolen bases, extra base hits (68) and strikeouts (119) and tied for the lead in home runs...tied for seventh in the AL in home runs and was ninth in RBI...also ranked sixth in the AL with a career high 13 intentional walks...the A's were 23-7 in games in which he homered...16 of his 34 home runs came with men on base, including 11 two-run, four three-run and one grand slam on May 11 against Toronto...is the eighth player in Athletics history to hit 30 home runs in back-to-back seasons (Canseco, Foxx, Giambi, Kingman, McGwire, Simmons, Tejada)...batted .209 against left handed pitchers and .301 against right-handers...his average against lefties was sixth lowest in the AL...batted .311 with runners in scoring position but just .208 with RISP and two outs...had a .961 fielding percentage which was fifth best in the AL as he led the circuit in total chances (438), putouts (120) and assists (301)...hit his first career Opening Day home run on April 1 against Texas...had his first of four two homer games on April 9 at Texas...also homered twice on June 4 against Seattle, August 1 against Detroit and August 19 at Cleveland...did not reach base on April 11, snapping a string of 37 consecutive games reaching base dating back to August 28, 2001...homered on April 14 at Anaheim but the A's lost, snapping a streak of 23 consecutive A's wins in games in which he homered...that equaled the fourth longest such streak in Major League history...made his professional debut in the outfield on May 7 against Boston when he played left field...snapped a career long 0 for 26 streak on July 18 against Anaheim...hit .300 with 10 home runs and 30 RBI in 28 games in August, the best one month home run and RBI total of his career...earned AL Player of the Week honors for the week ending August 25 when he hit .367 with four home runs, 13 RBI and 10 runs scored...including a two home run, five RBI performance on August 19 at Cleveland...hit his 100th career home run on August 20 at Cleveland off Jake Westbrook...hit .381 in the Division Series against Minnesota and had a team leading five RBI...including his first career postseason home run, a three-run shot off Joe Mays in the first inning of Game 2...hit safely in all five games...played in the 2002 All-Star Series in Japan following the season and hit .294 with a home run and three RBI in seven games.

**2001**—Hit 32 home runs and drove in 114 runs to break Sal Bando's franchise record for home runs and RBI by a third baseman (31, 113 in 1969)...his RBI total was second among Major League third basemen and he finished second among AL third basemen in home runs...his

FRONT OFFICE

2008 ATHLETICS

REVIEW

RECORDS

HISTORY

OPPONENTS

PLAYER DEVELOPMENT

MISCELLANEOUS

.289 batting average while playing third base was the best among AL third basemen with 75 or more games...also won the Gold Glove Award for AL third baseman to become the seventh Athletic to win the award, the first third baseman...led AL third basemen with a .972 fielding percentage, 433 total chances and 321 assists...joins Carney Lansford (1987, 1988 and 1990) as the only Oakland third baseman to lead the league in fielding...had career highs in batting (.288), doubles (43), RBI and stolen bases (8)...ranked fourth in the AL in doubles, tied for ninth in extra base hits (75) and 10th in RBI...put up his best numbers during the second half of the season as he hit .340 with 21 home runs and 68 RBI in 69 games after the All-Star Break...the A's were 25-4 in games in which he homered...had his first career two homer game on April 26 at Chicago and added six RBI...hit his first career game ending home run on June 20 against Seattle, belting a two-out, three-run home run off Sasaki in a 6-4 A's win...had two home runs and six RBI on July 20 at Kansas City and also scored a career high four runs in the game...made his first career appearance at first base on August 21 against Cleveland...had a 14-game hitting streak from August 4 to 19 and a 13-game hitting streak from September 10 to 30...reached base safely via hit or walk in each of his final 31 regular season games...had his third career two homer game on August 30 at Baltimore and drove in eight runs, a new career high...hit his third career grand slam in the eighth...hit .370 in September with eight home runs and 26 RBI and was named American League Player of the Month...hit .143 in five starts at third base in the ALDS against New York.

### Most Seasons In An Oakland Uniform

14	Rickey Henderson
12	Mark McGwire
11	Terry Steinbach
10	Eric Chavez
10	Rick Langford
10	Carney Lansford
10	Dwayne Murphy
10	Mike Norris
10	Joe Rudi
10	Curt Young

**2000**—Was having a roller coaster season the first four months of the year before picking up the pace following the injury to Olmedo Saenz on July 31...hit .310 in April, .188 in May, .355 in June and .226 in July...was hitting .270 with 14 home runs and 47 RBI in 98 games through July 31...hit .320 in August and batted .289 from August 1 until the end of the season with 12 home runs and 39 RBI in 55 games...then batted .333 in the American League Division Series against New York, including a three-hit performance in Game 1...finished the regular season with a .197 average against left handed pitching which ranked lowest in the American League and second lowest in the majors...homered off the Indians Chuck Finley on April 10, his first career home run off a left-handed pitcher...had five RBI on April 14 at Boston when he hit his second career grand slam (Brian Rose)...had a career high 15-game hitting streak from May 27 to June 18...hit for the cycle on June 21 against Baltimore for his first career four-hit game...it was the first cycle in Coliseum history by any player...at the age of 22 years, 197 days, he became the eighth youngest player in Major League history to hit for the cycle...agreed to a four-year contract extension two days later on June 23...had an inside the park home run on August 8 at Yankee Stadium...his .951 fielding percentage ranked seventh among AL third basemen.

**1999**—Got off to a slow start offensively but began to get back on track after the All-Star Break before a foot injury interrupted his season in mid-August...finished the year with a .247 batting average but tied for third among American League rookies with 46 walks...also ranked seventh in home runs (13), eighth in RBI (50) and extra base hits (36) and 10th in total bases (152)...his .961 fielding percentage ranked second among AL third basemen with 100 or more games...was the A's Opening Day starter at third base and at the age of 21 years, 119 days, he was the A's youngest Opening Day starter since Rickey Henderson in 1980 (21 years, 106 days)...made his professional debut at shortstop on April 29 against Cleveland...hit his first Major League home run on May 15 against Minnesota off LaTroy Hawkins in his 136th career at bat...hit .184 against left-handers and .257 with all 13 of his home runs against right-handers...hit his first career grand slam on July 21 at Seattle off Ken Clendue...was batting .324 in his first 31 games after the break before landing on the disabled list on August 21 with torn plantar fascia in his right foot...was sent to Vancouver on a rehab assignment during the Pacific Coast League Championship Series against Oklahoma and hit .462 with a home run and two RBI in four games...returned to Oakland on September 19 and hit .150 over his final 13 games...his .462 pinch batting average was second among AL pinch-hitters with at least 10 at bats.

**1998**—Was named Minor League Player of the Year by *Baseball America* and also received the J.G. Taylor Spink Award as the Topps/NAPBL Minor League Player of the Year...made his Major League debut with Oakland in just his second season of professional baseball...batted a combined .327 with 33 HR and 126 RBI in 135 games at his two minor league stops in Double-A Huntsville and Triple-A Edmonton...the RBI total ranked third in all of minor league baseball as did his 79 extra base hits...also ranked tied for second in total bases (319), tied for fifth in doubles (45) and ninth in home runs and slugging (.603)...was brought up to Oakland at the conclusion of Edmonton's season on September 8 and struck out as a pinch-hitter for Mike Blowers in his ML debut that night against Baltimore...started the next day at third base against the Orioles and collected his first ML hit with a second inning single off Juan Guzman...was named as the third baseman on the Southern League Postseason All-Star Team...finished third in the SL in batting (.328), second in slugging (.612) and tied for fourth in home runs (22)...was also named to the Topps/NAPBL Double-A All-Star Team and the Howe Sportsdata All-Star Team...played for Peoria in the Arizona Fall League and hit .311 with a home run and eight RBI in 11 games.

**1997**—Was named to the California League Post-Season All-Star Team at third base in his first professional season...drove in 100 runs for Single-A Visalia which led the team and tied for fourth in the Cal League...it was fifth most in the A's farm system...also led the Oaks with 18 home runs and 141 hits and tied for the team lead with 30 doubles...was 0 for 6 in two playoff games for Visalia...was rated as the best defensive third baseman in the Cal League by *Baseball America*.

### Personal/Miscellaneous

Eric Cesar Chavez was signed by Ron Vaughn on August 27, 1996...graduated from Mount Carmel High School in 1996...was a two-time *Baseball America* High School All-America selection...was the only junior on the 1995 squad after batting .537 with 9 HR, 35 RBI and 51 steals and then hit .458 his senior season with 11 HR, 24 RBI and 33 stolen bases...co-hosts the annual Chavez-Kotsay Bowling Bash in 2005 and 2006 to benefit the Boys and Girls Club of Oakland...donates tickets to local fire and police stations each season and hosts an on-field autograph session for their children...is a member of the Oakland Action Team, a national youth volunteer initiative administered by the Major League Baseball Players Trust and Volunteers of America that is actively recruiting the next generation of volunteers...was the recipient of the 2004 Dave Stewart Community Service Award which is given annually to an A's player for outstanding work in the community...he and his wife, Alex, have a son, Diego (8/22/05).

## Lifetime Playing Record

Year	Club	AVG.	G	AB	R	H	2B	3B	HR	RBI	SH	SF	HP	BB	SO	SB	CS	SLG	OBP	E
1997	Visalia	.271	134	520	67	141	30	3	18	100	3	2	2	37	91	13	7	.444	.321	32
1998	Huntsville	.328	88	335	66	110	27	1	22	86	3	3	1	42	61	12	4	.612	.402	14
	Edmonton	.325	47	194	38	63	18	0	11	40	0	2	1	12	32	2	3	.588	.364	7
	OAKLAND	.311	16	45	6	14	4	1	0	6	0	0	0	3	5	1	1	.444	.354	0
1999	OAKLAND	.247	115	356	47	88	21	2	13	50	0	0	0	46	56	1	1	.427	.333	9
2000	OAKLAND	.277	153	501	89	139	23	4	26	86	0	5	1	62	94	2	2	.495	.355	18
2001	OAKLAND	.288	151	552	91	159	43	0	32	114	0	7	4	41	99	8	2	.540	.338	12
2002	OAKLAND	.275	153	585	87	161	31	3	34	109	0	2	1	65	119	8	3	.513	.348	17
2003	OAKLAND	.282	156	588	94	166	39	5	29	101	0	3	1	62	89	8	3	.514	.350	14
2004	OAKLAND	.276	125	475	87	131	20	0	29	77	0	4	3	95	99	6	3	.501	.397	13
	Sacramento	.308	3	13	2	4	1	0	0	0	0	0	0	1	2	0	0	.385	.357	0
2005	OAKLAND	.269	160	625	92	168	40	1	27	101	0	9	2	58	129	6	0	.466	.329	15
2006	OAKLAND	.241	137	485	74	117	24	2	22	72	0	6	1	84	100	3	0	.435	.351	5
2007	OAKLAND	.240	90	341	43	82	21	2	15	46	0	4	0	34	76	4	2	.446	.306	6
<b>ML Totals</b>		<b>.269</b>	<b>1256</b>	<b>4553</b>	<b>710</b>	<b>1225</b>	<b>266</b>	<b>20</b>	<b>227</b>	<b>762</b>	<b>0</b>	<b>40</b>	<b>13</b>	<b>550</b>	<b>866</b>	<b>47</b>	<b>17</b>	<b>.486</b>	<b>.347</b>	<b>109</b>

## Career Transactions

**1996** — Selected by the Oakland Athletics organization in the 1st round (10th selection overall) of the free agent draft, June 2. **1999** — On disabled list, August 21 to September 19; included rehabilitation assignment to Vancouver, September 14 to 19. **2004** — On disabled list, June 2 to July 9; included rehabilitation assignment to Sacramento, July 5 to 9. **2007** — On disabled list, July 27 to end of season.

## Division Series Record

Year	Club/Opp.	AVG.	G	AB	R	H	2B	3B	HR	RBI	SH	SF	HP	BB	SO	SB	CS	SLG	OBP	E
2000	OAK vs. NY	.333	5	21	4	7	3	0	4	0	0	0	0	5	0	0	0	.476	.333	0
2001	OAK vs. NY	.143	5	21	0	3	1	0	0	0	0	0	0	5	0	0	0	.190	.143	1
2002	OAK vs. MIN	.381	5	21	3	8	0	0	1	5	0	0	0	2	1	0	0	.524	.435	0
2003	OAK vs. BOS	.045	5	22	1	1	1	0	0	0	0	0	0	1	3	1	0	.091	.087	2
2006	OAK vs. MIN	.200	3	10	2	2	1	0	1	1	0	0	0	2	4	0	0	.600	.333	0
<b>Totals</b>		<b>.221</b>	<b>23</b>	<b>95</b>	<b>10</b>	<b>21</b>	<b>6</b>	<b>0</b>	<b>2</b>	<b>10</b>	<b>0</b>	<b>0</b>	<b>0</b>	<b>5</b>	<b>18</b>	<b>1</b>	<b>0</b>	<b>.347</b>	<b>.260</b>	<b>3</b>

## League Championship Series Record

Year	Club/Opp.	AVG.	G	AB	R	H	2B	3B	HR	RBI	SH	SF	HP	BB	SO	SB	CS	SLG	OBP	E
2006	OAK vs. DET	.231	4	13	1	3	1	0	1	2	0	0	0	2	4	0	0	.538	.333	1

## vs. The American League

2007	CAREER													
AVG.	AB	H	HR	RBI	vs. TEAM					AVG.	AB	H	HR	RBI
.087	23	2	0	0	Baltimore	.291	275	80	20	41				
.208	24	5	2	2	Boston	.282	259	73	12	47				
.188	16	3	0	1	Chicago	.258	236	61	11	42				
.276	29	8	1	3	Cleveland	.264	280	74	15	48				
—	0	0	0	0	Detroit	.276	203	56	12	36				
.296	27	8	1	5	Kansas City	.268	280	75	13	60				
.400	25	10	0	3	Los Angeles	.265	486	129	19	76				
.250	24	6	3	5	Minnesota	.261	291	76	14	44				
.292	24	7	1	8	New York	.258	267	69	15	39				
—	0	0	0	0	Oakland	—	0	0	0	0				
.207	29	6	1	2	Seattle	.285	505	144	29	84				
.185	27	5	2	5	Tampa Bay	.278	277	77	14	58				
.208	24	5	1	4	Texas	.250	523	131	26	88				
.375	8	3	0	0	Toronto	.301	229	69	7	32				

## Eric Chavez Milestones Within Reach

Category	Needs	For	Category	Needs	For
Runs	64	774 (2nd in Oakland history)	RBI	32	794 (2nd in Oakland history)
Hits	131	1356 (2nd in Oakland history)	Total Bases	240	2452 (2nd in Oakland history)
Doubles	24	290 (Oakland record)	Extra Base Hits	51	564 (Oakland record)

FRONT OFFICE

2008 ATHLETICS

REVIEW

RECORDS

HISTORY

OPPONENTS

PLAYER DEVELOPMENT

MISCELLANEOUS

**vs. The National League**

2007 AVG.	AB	H	HR	RBI	CAREER vs. TEAM	AVG.	AB	H	HR	RBI
—	0	0	0	0	Arizona	.200	20	4	1	4
—	0	0	0	0	Atlanta	.458	24	11	4	8
—	0	0	0	0	Chicago	—	0	0	0	0
.000	9	0	0	2	Cincinnati	.105	19	2	1	4
—	0	0	0	0	Colorado	.200	20	4	1	2
—	0	0	0	0	Florida	.500	8	4	0	1
.267	15	4	2	4	Houston	.269	26	7	2	4
—	0	0	0	0	Los Angeles	.256	39	10	3	9
—	0	0	0	0	Milwaukee	.333	12	4	1	2
.333	12	4	0	1	New York	.250	24	6	0	2
—	0	0	0	0	Philadelphia	.273	22	6	2	6
—	0	0	0	0	Pittsburgh	.250	12	3	0	1
.500	2	1	1	1	St. Louis	.500	2	1	1	1
—	0	0	0	0	San Diego	.171	41	7	0	2
.217	23	5	0	0	San Francisco	.247	154	38	4	19
—	0	0	0	0	Washington	.211	19	4	0	2

**Monthly Breakdown**

2007 AVG.	AB	H	HR	RBI	CAREER by MONTH	AVG.	AB	H	HR	RBI
.270	100	27	3	14	April	.256	785	201	40	117
.186	97	18	3	10	May	.245	828	203	33	124
.273	99	27	6	15	June	.271	711	193	41	133
.222	45	10	3	7	July	.273	670	183	32	102
—	0	0	0	0	August	.300	786	236	44	141
—	0	0	0	0	September	.267	723	193	35	134
—	0	0	0	0	October	.320	50	16	2	11

**Batting Breakdown**

2007 AVG.	AB	H	HR	RBI	CAREER by CATEGORY	AVG.	AB	H	HR	RBI
.235	153	36	10	25	Home	.277	2191	608	114	378
.245	188	46	5	21	Road	.261	2362	617	113	384
.280	132	37	7	24	Day	.275	1613	444	83	282
.215	209	45	8	22	Night	.266	2940	781	144	480
.248	311	77	13	42	Grass	.269	4121	1107	213	700
.167	30	5	2	4	Turf	.273	432	118	14	62
.247	316	78	13	43	Pre-ASG	.256	2534	648	120	396
.160	25	4	2	3	Post-ASG	.286	2019	577	107	366
.234	124	29	3	16	vs. LHP	.238	1361	324	48	211
.244	217	53	12	30	vs. RHP	.282	3192	901	179	551
.204	98	20	4	33	RISP	.267	1195	319	44	503
.100	10	1	0	5	Bases Loaded	.293	140	41	5	124
.000	1	0	0	0	Pinch Hitter	.270	37	10	0	7
.000	0	0	0	0	Designated Hitter	.233	73	17	6	12

**Ballpark Breakdown**

	AVG.	AB	H	HR	RBI		AVG.	AB	H	HR	RBI
3Com Park	.143	7	1	0	0	Minute Maid Park	.267	15	4	2	4
Angel Stadium of Anaheim	.259	243	63	7	34	PETCO Park	.077	13	1	0	0
AT&T Park	.243	70	17	2	4	PNC Park	.250	12	3	0	1
Camden Yards	.273	150	41	12	25	Qualcomm Stadium	.176	17	3	0	2
Chase Field	.154	13	2	0	3	Rangers Ballpark in Arlington	.240	279	67	15	45
Cinergy Field	.200	10	2	1	2	RFK Stadium	.222	9	2	0	0
Comerica Park	.295	88	26	5	18	Rogers Centre	.306	108	33	1	8
Coors Field	.176	17	3	0	1	Safeco Field	.284	250	71	15	41
Dodger Stadium	.375	8	3	1	3	Shea Stadium	.333	12	4	0	1
Dolphin Stadium	.500	8	4	0	1	Tiger Stadium	.188	16	3	1	3
Fenway Park	.260	131	34	5	24	Tropicana Field	.255	141	36	5	23
Jacobs Field	.253	154	39	6	27	Turner Field	.583	12	7	3	6
Kauffman Stadium	.299	154	46	9	40	U.S. Cellular Field	.228	114	26	7	21
Kingdome	.417	12	5	0	2	Veterans Stadium	.273	11	3	1	5
McAfee Coliseum	.277	2191	608	114	378	Yankee Stadium	.211	128	27	8	16
Metrodome	.256	160	41	7	24						



## Fielding Statistics

## First Base

YEAR	PCT.	G	PO	A	E	TC	DP
2001	—	1	0	0	0	0	0
<b>Totals</b>	<b>—</b>	<b>1</b>	<b>0</b>	<b>0</b>	<b>0</b>	<b>0</b>	<b>0</b>

## Third Base

YEAR	PCT.	G	PO	A	E	TC	DP
1998	1.000	13	11	21	0	32	2
1999	.961	105	69	155	9	233	13
2000	.951	146	91	256	18	365	17
2001	.972	149	100	321	12	433	27
2002	.961	143	120	301	17	438	24
2003	.971	154	125	343	14	482	33
2004	.968	125	113	276	13	402	31
2005	.966	153	121	302	15	438	28
2006	.987	134	105	281	5	391	43
2007	.975	88	66	169	6	241	16
<b>Totals</b>	<b>.968</b>	<b>1210</b>	<b>921</b>	<b>2425</b>	<b>109</b>	<b>3455</b>	<b>234</b>

## Shortstop

YEAR	PCT.	G	PO	A	E	TC	DP
1999	—	2	0	0	0	0	0
2000	1.000	2	1	0	0	1	0
2001	—	1	0	0	0	0	0
<b>Totals</b>	<b>1.000</b>	<b>5</b>	<b>1</b>	<b>0</b>	<b>0</b>	<b>1</b>	<b>0</b>

## Outfield

YEAR	PCT.	G	PO	A	E	TC	DP
2002	—	1	0	0	0	0	0
2004	1.000	1	2	0	0	2	0
<b>Totals</b>	<b>1.000</b>	<b>2</b>	<b>2</b>	<b>0</b>	<b>0</b>	<b>2</b>	<b>0</b>

## Chavez' Career Highs

**Hits:** 5, June 12, 2005 at Atlanta; 4 (seven times), last: April 16, 2006 vs. Texas

**Runs:** 4, July 20, 2001 at Kansas City

**Doubles:** 2 (17 times), last: May 8, 2007 at Kansas City

**Triples:** 1 (20 times), last: June 9, 2007 at San Francisco

**Home Runs:** 2 (15 times), April 11, 2006 at Minnesota; September 18, 2005 at Boston; July 25, 2005 vs. Cleveland; June 12, 2005 at Atlanta; August 20, 2004 at Tampa Bay; May 4, 2004 vs. New York (AL); September 11, 2003 vs. Anaheim; August 6, 2003 at Detroit; August 19, 2002 at Cleveland; August 1, 2002 vs. Detroit; June 4, 2002 vs. Seattle; April 9, 2002 at Texas; August 30, 2001 at Baltimore; July 20, 2001 at Kansas City; April 26, 2001 at Chicago (AL)

**Runs Batted In:** 8, August 30, 2001 at Baltimore; 6, July 20, 2001 at Kansas City; 6, April 26, 2001 at Chicago (AL); 5 (four times), last: September 18, 2005 at Boston

**Walks:** 4 (twice), last: June 17, 2006 vs. Los Angeles (NL)

**Strikeouts:** 4, June 12, 2007 at Houston

**Stolen Bases:** 1 (47 times), last: June 24, 2007 at New York (NL)

**Hitting Streak:** 15, May 27 to June 18, 2000

**Hitless Streak (At Bats):** 26, July 11 to 18, 2002

## Chavez' Career Home Run Chart

**Multi-Homer Games:** 15, last: April 11, 2006 at Minnesota.  
**Three-Homer Games:** None. **Two-Homer Games:** 15, last: April 11, 2006 at Minnesota. **Grand Slams:** 5, June 2, 2005 vs. Toronto (Josh Towers); May 11, 2002 vs. Toronto (Justin Miller); August 30, 2001 at Baltimore (Alan Mills); April 14, 2000 at Boston (Brian Rose); July 21, 1999 at Seattle (Ken Cloude). **Pinch-Hit Home Runs:** None. **Inside-The-Park Home Runs:** 1, August 8, 2000 at New York (AL) (Roger Clemens). **Game Ending Home Runs:** 2, June 4, 2007 vs. Boston (Kyle Snyder); June 20, 2001 vs. Seattle (Kazuhiro Sasaki). **Lead Off Home Runs:** None.

## Bobby Crosby

7

## Shortstop

**Height/Weight:** 6-3 / 206

**Bats/Throws:** Right / Right

**Birthdate:** January 12, 1980

**Opening Day Age:** 28

**Birthplace/Resides:** Lakewood, California / Villa Park, California

**Major League Service:** 4 years, 29 days

**Obtained:** Selected in the 1st round (25th selection overall) of the June, 2001 draft

**Contract Status:** Fourth year of a five-year contract through 2009.

## Career Highlights

Was named American League Rookie of the Year in 2004 but injuries have limited his playing time over the last three years...led AL rookies with 22 home runs and 64 RBI in 151 games 2004 but has just 26 home runs and 109 RBI in 273 games over the last three years...missed the final 62 games of 2007 as he was on the disabled list for the fifth time in his career...also had two stints on the DL in 2005 and 2006 and has now missed 194 games due to injuries over the last three years...his 48 career home runs are fourth most in Athletics franchise history by a shortstop...was the A's first round pick in the 2001 draft and was named Pacific Coast League Rookie of the Year in 2003 after hitting .308 with 22 home runs and 90 RBI in 127 games.

## 2007 Highlights

Played fewer than 100 games for the third consecutive season as a broken left hand ended his season in late July, causing him to miss the A's final 62 games...batted .226 with eight home runs and 31 RBI in 93 games...the average, home runs and RBI were all career lows...now has a .228 batting average, 17 home runs and 71 RBI in 189 games over the last two years...walked just 23 times in 2007 for a .278 on-base percentage...that was the lowest on-base percentage by an Athletic with 350 or more plate appearances since 1997 when Scott Brosius had a .259 on-base percentage...using the same minimum, he had the fourth lowest on-base percentage in the American League and the sixth

lowest batting average and slugging percentage (.341)...stole a career high 10 bases and ranked second on the As in steals...was batting .266 with five home runs and 20 RBI over his first 42 games through May 23...then went 37 for 191 (.194) with three home runs and 11 RBI over his final 51 games...hit seven of his eight home runs in Oakland where he also collected 25 of his 31 RBI...seven of his home runs were solo shots and four either tied the game or put the As ahead...the As were 6-2 in games in which he homered...batted .202 with runners in scoring position and now has a .215 (89 for 413) career average with RISP, including .207 (12 for 58) with no grand slams with the bases loaded...started games from the fifth through eighth spot in the order and saw his most action with 43 starts batting sixth...had his best success hitting seventh where he batted .333...of his 93 appearances, he made a team leading 92 starts at shortstop along with one pinch running appearance...committed 14 errors for a career low .967 fielding percentage...now has 431 career games at shortstop, which is seventh most in Oakland history...hit .320 against Kansas City and now has a .319 (37 for 116) career average against the Royals with six home runs and 23 RBI in 29 games...the average is his best against any AL team and the home runs and RBI match his best against any team...made his fourth consecutive Opening Day start at shortstop for the As on April 2 at Seattle...went 3 for 27 (.111) over an eight-game stretch from April 6 to 15 and ended up batting .215 in April...had his best month in May when he batted .291 with three home runs and 11 RBI...that included a season best nine-game hitting streak from May 11 to 19 (13 for 36, .361) with three home runs and eight RBI...then hit .184 in June...matched his season high with three hits on June 9 at San Francisco, one of two three hit games he had in 2007...homered in the sixth inning on July 5 against Seattle to snap a 14-game streak without an RBI and a 21-game streak without a home run...had just three RBI over his final 30 games...then went 1 for 20 over his next six games...walked in the seventh inning on July 16 against Texas to snap a career long streak of 20 games and 79 plate appearances without a walk...ended up batting .203 in July...was hit by a Justin Speier pitch in the eighth inning on July 24 at Los Angeles, which resulted in a fractured left hand...was placed on the 15-day DL the next day and missed the remainder of the season...was transferred to the 60-day DL on September 15.

**Athletics Shortstop Career Home Run Leaders**

1.	Tejada	156
2.	Joost	116
3.	Campaneris	68
4.	Crosby	48
5.	DeMaestri	47

**Career**

**2006**—Had his season interrupted by two stints on the disabled list for the second consecutive year...missed 52 games in his two stays on the DL with a lower back strain and 11 other games due to an assortment of injuries...was never able to get on track offensively as he batted .229 with nine home runs and 40 RBI in 96 games...stole eight bases after tallying no steals in 84 games in 2005...hit just .185 against left-handed pitching after batting .314 against south paws in 2005...batted .242 with all nine of his home runs and 35 of his 40 RBI against right-handed pitching...hit .239 with runners in scoring position but was 4 for 10 (.400) with 10 RBI with the bases loaded...hit .238 with eight home runs and 35 RBI in 78 games before the All-Star Break and .183 with one home run and five RBI in 18 games after the break...batted just .186 against a pitcher the first time he saw him in a game and .283 after that...of his 96 appearances in 2006, he made a team leading 95 starts at shortstop along with one pinch running appearance...committed 12 errors in his 95 games as short for a .972 fielding percentage...his injury woes began on Opening Day for the second consecutive season as he suffered a laceration on his left index finger on April 3 against New York on a Robinson Cano caught stealing in the third inning...missed four games from April 4-7...missed three starts, but just two games, from April 22-24 with a strained right triceps and three games from June 9-11 with a bruised right hand...the back problems first surfaced when he missed two games from July 22-23 with soreness in his back...appeared in six games from July 24-30 and went 4 for 20 (.200) before he was placed on the disabled list on August 4 retroactive to July 31 with a lower back strain...was reinstated from the DL on August 18 and went 3 for 13 (.231) in four games before going on the DL with the same injury on August 25, retroactive to August 22...it was his fourth career stint on the DL and he missed the remainder of the season...got off to a slow start as he batted .215 in 18 games in April...then batted .276 with six home runs and 18 RBI in 29 games in May...the home runs and RBI were his best ever in one month...had a 0 for 19 streak from May 22 to 26 but followed that up with a season high tying six-game hitting streak from May 27 to June 1 (12 for 23, .522)...had a career high tying four hits on May 30 against Kansas City when he went 4 for 5 with two doubles, a home run and three RBI...homered again the next day against the Royals for the 6000th home run in Oakland history...walked with the bases loaded in the bottom of the 17th inning on June 17 against Los Angeles (NL) to force in the winning run in the As' 5-4 victory...recorded a career high three stolen bases on June 27 in San Diego, the first time an As' player swiped three bags in a game since Rafael Bournival on July 4, 1996 against California...had five stolen bases in June which was the most by an As' player in one month since Johnny Damon stole 10 in August of 2001...was batting .251 on July 5 but had a career long 0 for 21 streak by July 5 to 13 and ended up batting .147 with one home run and five RBI over his final 22 games...the home run came on July 18 at Baltimore and it snapped a 36-game, 138-at bat homerless streak dating back to May 31 against Kansas City...it was the longest homerless streak of his career in terms of games and the second longest in at bats (140, July 6 to August 14, 2005)...had his only caught stealing of the season on July 26 against Boston...it was his first caught stealing since July 20, 2004, snapping a streak of 10 consecutive stolen bases...when he went on the DL on August 25, he had the lowest slugging percentage in the AL (.338) and the second lowest batting average (.229) and on-base percentage (.298).

**2005**—Appeared in just 84 games as his season was interrupted by two stints on the disabled list...was the As' Opening Day starter at shortstop but went on the DL the next day with stress fractures in his ribs...the As started the season 17-32 without him but immediately turned it around when he was activated from the DL on May 30...went 55-24 (.696) over the next 79 games before he went on the DL for a second time on August 28 with a fractured left ankle...the As then went 16-18 over their final 34 games although he would return on September 19...overall, the As had a 55-29 (.655) record with him in the line-up and 33-45 (.423) when he did not play...batted .276 with nine home runs and 38 RBI in his 84 games...hit .314 with four of his nine home runs against left-handed pitching after batting .194 against south paws in 2004...was hitting .324 at the All-Star break but then hit .239 after the break...his average dropped to .223 with runners in scoring position, including .135 with RISP and two outs...batted .330 during the day...hit .308 over the first six innings and .198 from the seventh inning on...hit .221 against a pitcher the first time he saw him in a game, .284 the second time and .408 after that...started a team leading 84 games at shortstop and had a .981 fielding percentage...that ranked second best among American League shortstops with 81 or more games played...made a team leading 60 starts in the three spot in the order and hit .272...was the As' Opening Day starter at shortstop on April 4 at Baltimore and went 1 for 2 before injuring his ribs...was placed on the DL on April 6 retroactive to April 5...his second DL stint came after breaking his ankle on August 27, also at Baltimore...however, he batted .381 against the Orioles, his best average against any AL team...hit three of his nine home runs against the Orioles...while he was on the DL, he signed a five-year contract through the 2009 season

FRONT OFFICE

2008 ATHLETICS

REVIEW

RECORDS

HISTORY

OPPONENTS

PLAYER DEVELOPMENT

MISCELLANEOUS

on April 22...went 3 for 9 (.333) with an RBI during a three-game rehab stint at Single-A Stockton from May 21 to 26 and 1 for 12 (.083) with an RBI in three games at Triple-A Sacramento from May 27 to 29 before he was reinstated from the DL on May 30...matched his career high with four hits on June 26 against San Francisco...that was part of a career high 13-game hitting streak from June 18 to July 2 (19 for 52, .365)...made his first career starts batting fourth on June 29 and 30 against Seattle...had his best month of season in June when he batted .337 with four home runs and 13 RBI in 24 games...that matched his highest single-month batting average ever...had a career high four RBI and matched his career high with four hits on July 5 at Toronto...also had an inside-the-park home run in that game but would not homer again until August 15 against Baltimore, a 35-game, 140-at bat homerless streak...was batting .313 following the conclusion of play on July 25 but then went 19 for 89 (.213) over his next 23 games through August 20 to drop his average to .281...went on the disabled list again on August 31 retroactive to August 28 with a fractured left ankle...was reinstated from the DL on September 19 and started seven of the A's next eight games at shortstop, going 4 for 25 (.160)...missed the final five games after the A's were eliminated from the AL West race.

**2004**—Was named American League Rookie of the Year by the Baseball Writers Association of America as he led AL rookies in home runs (22), RBI (64), runs (70), hits (130), doubles (34), walks (58), total bases (232) and extra base hits (57)...was also named AL Rookie Player of the Year by *The Sporting News* and received the Players Choice Award for the AL's Outstanding Rookie...became just the fourth Major League rookie to hit 20 or more home runs as a shortstop and his 22 home runs tied for third best by an Oakland rookie...joins Bert Campaneris, Eddie Joost and Miguel Tejada as the only shortstops in Athletics history to hit 20 home runs...set an Oakland rookie record by grounding into 20 double plays...his 34 doubles tied for second most by an Oakland rookie and his 141 strikeouts were second most...was one of the most patient hitters in the league as he ranked third among all AL hitters with an average of 4.17 pitches per plate appearance...tied for seventh in the AL in grounded into double plays and was fourth in strikeouts...his .239 batting average broke down to .194 against left-handed pitchers and .254 against right-handers...had 11 home runs and 32 RBI at home and 11 home runs and 32 RBI on the road...batted .366 in interleague play and .219 against AL teams...set an Athletic franchise record for shortstops with 505 assists...ranked second among AL shortstops in total chances (765), assists and double plays (107) and was fifth in fielding percentage (.975)...hit seven home runs during spring training which tied for the team lead with Eric Chavez and was the most by an Athletic during the spring since Ernie Young hit eight in 1996...recorded his first ML hit on April 6 against Texas, a fifth inning single off Chan Ho Park...that snapped a career opening 0 for 16 streak as he was 0 for 12 in 2003...hit his first ML home run in the fifth inning on April 14 at Texas off R.A. Dickey...missed six games from April 21 to 27 after suffering a contusion of the left knee in a collision with Bobby Kielty on April 20 at Seattle...had his first career two-homer game on May 21 against Kansas City...had a career high four hits on June 15 at St. Louis...was named AL Rookie of the Month for June as he batted .337 with 12 doubles, three home runs, 12 RBI and 18 runs scored...hit his first career "walk-off" home run in the A's 3-2 win over Seattle on September 30 to move the A's into a tie for first place with Anaheim in the AL West with three games remaining.

**2003**—Was named Pacific Coast League Rookie of the Year at Triple-A Sacramento after batting .308 with 22 home runs and 90 RBI in 127 games...was also named to SportsTicker's All-Prospect Team...ranked third in the PCL in slugging (.544) and extra base hits (60), tied for third in runs scored (86) and fifth in RBI...led the A's farm system in batting, ranked second in stolen bases (24), third in home runs and fourth in RBI...led Sacramento in batting, doubles (32) and slugging and tied for the team lead in runs scored and hits (143)...made 125 of his 127 appearances at shortstop where he committed 15 errors for a .973 fielding percentage...was selected by the A's on August 31 and made his Major League debut in just his third professional season...went 0 for 12 with a walk and a hit by pitch in 11 games with Oakland...made his ML debut on September 2 at Baltimore when he pinch-hit for Erubiel Durazo in the 10th inning and popped out...made his only start on September 4 at Baltimore and went 0 for 4 with two strikeouts batting leadoff as the A's designated hitter...at Sacramento, had a season high 12-game hitting streak from April 25 through May 8 (15 for 47, .319)...was batting .262 on May 16 when he strained his right shoulder...returned on May 26 against Fresno and batted .328 over his final 87 games...had his first two-homer game of the season on May 29 at Oklahoma City and his second on June 26 at Fresno.

**2002**—Split his first full professional season between Single-A Modesto and Double-A Midland...batted a combined .295 in 132 games, the seventh best batting average in the A's farm system...added nine home runs, 69 RBI and 52 walks for a .367 on-base percentage...began the season at Modesto and hit a team leading .307...had 7 HR and 31 RBI in 59 games at Midland after tallying 2 HR and 38 RBI in 73 games at Modesto...his season batting average broke down to .344 against left-handers and .279 against right-handers...put together a 13-game hitting streak from April 17 to May 1 (21 for 52, .404)...earned California League Player of the Week honors for the week of June 10 to 16 after batting .476 with eight runs scored in six games...was Modesto's lone representative in the Carolina-California League All-Star Game...joined Midland on June 26 and reached base safely via hit or walk in 23 consecutive games from July 13 to August 4 (39 for 99, .394)...capped that stretch with a 13-game hitting streak (21 for 55, .382)...had his lone two-homer game of the season on July 20 at Tulsa.

**2001**—Was the A's number one pick in the June draft and was assigned to Single-A Modesto of the California League after signing on July 3...hit .395 with five doubles in 11 games...appeared in 10 games at shortstop and one at designated hitter...hit safely in each of his first 10 games (15 for 36, .417) before going 0 for 2 in his final game...had his lone home run and all three of his RBI on July 15 against Bakersfield.

### Personal/Miscellaneous

Robert Edward Crosby was originally signed by Rick Magnante...graduated from La Quinta HS (Westminster, CA) in 1998...attended Cal State Long Beach and was the Big West Conference Player of the Year in 2001 and a third team *Collegiate Baseball* All-America selection after

### A's Players Who Have Pitched

PLAYER	DATE	OPPONENT	SCORE	DEC	IP	H	R	ER	BB	SO
Frank Menechino	July 18, 2000	at Colorado	3-18	-	1.0	6	4	4	0	0
Kevin Seitzer	May 2, 1993	at Cleveland	2-10	-	.1	0	0	0	0	1
Vance Law	October 2, 1991	at Kansas City	5-16	-	2	1	0	0	1	0
Mark Wagner	August 20, 1984	at Detroit	1-14	-	1.2	2	0	0	1	1
Garry Hancock	June 25, 1984	at Kansas City	0-16	-	1.1	0	0	0	0	0
Wayne Gross	May 18, 1983	at Minnesota	5-16	-	2.1	2	0	0	1	0
Jeff Newman	September 14, 1977	at Kansas City #2	0-6	-	1.0	1	0	0	0	0

batting a team leading .353 with nine home runs and 39 RBI...had a .324 career batting average in three years at CS-Long Beach...is the son of former A's scout and former Major Leaguer Ed Crosby...was the starting shortstop for the USA National Team in the summer of 2000... participates in the Putouts For Diabetes Program in which he and Ellis donate money to the American Diabetes Association for every putout they record during the season...wife's name is Gina.

**Lifetime Playing Record**

Year	Club	AVG.	G	AB	R	H	2B	3B	HR	RBI	SH	SF	HP	BB	SO	SB	CS	SLG	OBP	E
2001	Modesto	.395	11	38	7	15	5	0	1	3	0	0	0	3	8	0	0	.605	.439	4
2002	Modesto	.307	73	280	47	86	17	2	2	38	2	1	7	33	43	5	0	.404	.393	19
	Midland	.281	59	228	31	64	16	0	7	31	3	1	0	19	41	9	2	.443	.335	13
2003	Sacramento	.308	127	465	86	143	32	6	22	90	4	4	7	63	110	24	4	.544	.395	15
	OAKLAND	.000	11	12	1	0	0	0	0	0	0	0	1	1	5	0	0	.000	.143	2
2004	OAKLAND	.239	151	545	70	130	34	1	22	64	5	6	9	58	141	7	3	.426	.319	19
2005	OAKLAND	.276	84	333	66	92	25	4	9	38	1	1	35	54	0	0	.456	.346	7	
	Stockton	.333	3	9	1	3	1	0	0	1	0	0	0	2	1	0	0	.444	.455	0
	Sacramento	.083	3	12	0	1	0	0	0	1	0	0	0	0	0	0	0	.083	.083	0
2006	OAKLAND	.229	96	358	42	82	12	0	9	40	2	2	0	36	76	8	1	.338	.298	12
2007	OAKLAND	.226	93	349	40	79	16	0	8	31	0	0	2	23	62	10	2	.341	.278	14
<b>ML Totals</b>		<b>.240</b>	<b>435</b>	<b>1597</b>	<b>219</b>	<b>383</b>	<b>87</b>	<b>5</b>	<b>48</b>	<b>173</b>	<b>8</b>	<b>9</b>	<b>13</b>	<b>153</b>	<b>338</b>	<b>25</b>	<b>6</b>	<b>.391</b>	<b>.310</b>	<b>54</b>

**Career Transactions**

**1998** — Selected by the Anaheim Angels organization in the 34th round of the free agent draft, June 2. **2001** — Selected by the Oakland Athletics organization in the 1st round (25th pick overall) of the free agent draft, June 5. **2005** — On disabled list, April 5 to May 29; included rehabilitation assignments to Stockton, May 21 to 26, and Sacramento, May 27 to 29. On disabled list, August 28 to September 18. **2006** — On disabled list, July 31 to August 18. On disabled list, August 22 to October 25. **2007** — On disabled list, July 25 to end of season.

**vs. The American League**

2007	AB	H	HR	RBI	CAREER vs. TEAM	AVG.	AB	H	HR	RBI
.207	29	6	0	0	Baltimore	.198	81	16	4	7
.250	20	5	0	2	Boston	.205	78	16	0	5
.333	18	6	0	1	Chicago	.237	93	22	2	11
.280	25	7	2	2	Cleveland	.213	89	19	4	7
—	0	0	0	0	Detroit	.215	79	17	2	6
.320	25	8	1	5	Kansas City	.319	116	37	6	23
.211	19	4	1	3	Los Angeles	.152	132	20	4	15
.115	26	3	0	1	Minnesota	.173	104	18	1	5
.143	28	4	0	1	New York	.205	73	15	1	4
—	0	0	0	0	Oakland	—	0	0	0	0
.160	25	4	1	1	Seattle	.236	140	33	6	17
.167	24	4	1	4	Tampa Bay	.230	74	17	3	10
.324	34	11	1	4	Texas	.285	186	53	5	23
.286	7	2	0	0	Toronto	.293	92	27	4	9

**vs. The National League**

2007	AB	H	HR	RBI	CAREER vs. TEAM	AVG.	AB	H	HR	RBI
—	0	0	0	0	Arizona	.182	11	2	0	0
—	0	0	0	0	Atlanta	.500	4	2	1	2
—	0	0	0	0	Chicago	.273	11	3	0	0
.100	10	1	0	0	Cincinnati	.333	21	7	1	2
—	0	0	0	0	Colorado	.000	6	0	0	0
—	0	0	0	0	Florida	—	0	0	0	0
.154	13	2	0	0	Houston	.154	13	2	0	0
—	0	0	0	0	Los Angeles	.308	13	4	0	3
—	0	0	0	0	Milwaukee	—	0	0	0	0
.273	11	3	0	0	New York	.333	24	8	0	1
—	0	0	0	0	Philadelphia	.182	11	2	0	0
—	0	0	0	0	Pittsburgh	.250	12	3	0	2
.308	13	4	0	4	St. Louis	.375	24	9	0	4
—	0	0	0	0	San Diego	.364	11	4	0	1
.227	22	5	1	3	San Francisco	.287	87	25	3	13
—	0	0	0	0	Washington	.167	12	2	1	3

FRONT OFFICE

2008 ATHLETICS

REVIEW

RECORDS

HISTORY

OPPONENTS

PLAYER DEVELOPMENT

MISCELLANEOUS

## Monthly Breakdown

2007 AVG.	AB	H	HR	RBI	CAREER by MONTH	AVG.	AB	H	HR	RBI
.215	79	17	2	9	April	.214	206	44	7	25
.291	103	30	3	11	May	.277	314	87	13	40
.184	103	19	1	8	June	.275	382	105	8	42
.203	64	13	2	3	July	.221	353	78	9	30
—	0	0	0	0	August	.222	198	44	6	22
—	0	0	0	0	September	.188	133	25	5	14
—	0	0	0	0	October	.000	11	0	0	0

## Batting Breakdown

2007 AVG.	AB	H	HR	RBI	CAREER by CATEGORY	AVG.	AB	H	HR	RBI
.218	179	39	7	25	Home	.232	822	191	24	91
.235	170	40	1	6	Road	.248	775	192	24	82
.226	115	26	4	11	Day	.252	579	146	17	63
.226	234	53	4	20	Night	.233	1018	237	31	110
.231	324	75	8	30	Grass	.239	1475	353	42	159
.160	25	4	0	1	Turf	.246	122	30	6	14
.226	310	70	7	29	Pre-ASG	.254	1043	265	31	120
.231	39	9	1	2	Post-ASG	.213	554	118	17	53
.222	99	22	3	8	vs. LHP	.225	427	96	13	37
.228	250	57	5	23	vs. RHP	.245	1170	287	35	136
.202	84	17	1	23	RISP	.215	413	89	8	117
.231	13	3	0	5	Bases Loaded	.207	58	12	0	34
—	0	0	0	0	Pinch Hitter	.000	3	0	0	0
.000	0	0	0	0	Designated Hitter	.000	5	0	0	0

## Ballpark Breakdown

	AVG.	AB	H	HR	RBI
Angel Stadium of Anaheim	.174	69	12	2	8
AT&T Park	.220	41	9	1	5
Busch Stadium I	.455	11	5	0	0
Camden Yards	.220	50	11	3	6
Comerica Park	.269	26	7	2	3
Coors Field	.000	6	0	0	0
Fenway Park	.200	50	10	0	1
Jacobs Field	.205	44	9	0	1
Kauffman Stadium	.300	50	15	1	9
McAfee Coliseum	.232	822	191	24	91
Metrodome	.182	55	10	1	2
Minute Maid Park	.154	13	2	0	0
PETCO Park	.364	11	4	0	1
Rangers Ballpark in Arlington	.315	89	28	3	15
RFK Stadium	.167	12	2	1	3
Rogers Centre	.342	38	13	3	7
Safeco Field	.262	61	16	2	5
Shea Stadium	.273	11	3	0	0
Tropicana Field	.241	29	7	2	5
Turner Field	.500	4	2	1	2
U.S. Cellular Field	.260	50	13	1	6
Wrigley Field	.273	11	3	0	0
Yankee Stadium	.250	44	11	1	3

## Fielding Statistics

Shortstop							
YEAR	PCT.	G	PO	A	E	TC	DP
2003	.889	9	5	11	2	18	2
2004	.975	151	241	505	19	765	107
2005	.981	84	117	251	7	375	60
2006	.972	95	145	268	12	425	59
2007	.967	92	131	282	14	427	61
<b>Totals</b>	<b>.973</b>	<b>431</b>	<b>639</b>	<b>1317</b>	<b>54</b>	<b>2010</b>	<b>289</b>

## Crosby's Career Highs

**Hits:** 4 (four times), last: May 30, 2006 vs. Kansas City  
**Runs:** 3 (four times), last: June 5, 2005 vs. Toronto  
**Doubles:** 2 (12 times), last: June 17, 2007 vs. St. Louis  
**Triples:** 1 (five times), last: August 13, 2005 vs. Minnesota  
**Home Runs:** 2, May 21, 2004 vs. Kansas City  
**Runs Batted In:** 4, July 5, 2005 at Toronto  
**Walks:** 3 (three times), last: July 14, 2006 at Boston  
**Strikeouts:** 4, September 24, 2004 at Anaheim  
**Stolen Bases:** 3, June 27, 2006 at San Diego  
**Hitting Streak:** 13, June 18 to July 2, 2005  
**Hitless Streak (At Bats):** 21, July 5 to 13, 2006

## Crosby's Career Home Run Chart

**Multi-Homer Games:** 1, May 21, 2004 vs. Kansas City. **Three-Homer Games:** None. **Two-Homer Games:** 1, May 21, 2004 vs. Kansas City. **Grand Slams:** None. **Pinch-Hit Home Runs:** None. **Inside-The-Park Home Runs:** 1, July 5, 2005 at Toronto (Pete Walker). **Game Ending Home Runs:** 1, September 30, 2004 vs. Seattle (Scott Atchison). **Lead Off Home Runs:** None.

# Jack Cust

32



## Designated Hitter

**Height/Weight:** 6-1 / 231      **Bats/Throws:** Left / Right  
**Birthdate:** January 7, 1979      **Opening Day Age:** 29  
**Birthplace/Resides:** Flemington, New Jersey / New Hope, Pennsylvania  
**Major League Service:** 2 years, 2 days  
**Obtained:** Acquired from the San Diego Padres organization for cash considerations, May 3, 2007  
**Contract Status:** First year of a one-year contract through 2008.

### Career Highlights

Appeared in 70 games with four teams from 2001 to 2006 before finally breaking through with the A's in 2007...played three games with Arizona in 2001, 35 games with Colorado in 2002, 28 games with Baltimore in 2003 and 2004 and four games with San Diego in 2006 and was a .222 hitter with five home runs and 19 RBI in 70 games...then hit .256 with 26 home runs and 82 RBI in 124 games with Oakland in 2007...made his professional debut in 1997 and has exactly 200 career home runs in his 11 seasons and 1114 games in the minors...was named to a postseason All-Star team each year from 1998-2001, earning honors in the Pioneer League (1998), California League (1999), Texas League (2000) and Pacific Coast League (2001)...was named Arizona's Minor League Player of the Year in 1999 and played in the Futures Game held in Atlanta in 2000...was named most valuable player of the Triple-A All-Star game in 2002.

### 2007 Highlights

Began the season at Triple-A Portland in the San Diego organization but finished it as the A's team leader in home runs (26), RBI (82), walks (105), strikeouts (164), on-base percentage (.408) and slugging percentage (.504)...was acquired from the Padres organization for a player to be named later or cash in a minor league trade on May 3 and was selected by Oakland on May 4...appeared in 124 games with the A's and batted .256...despite spending the first month of the season in the minors, he led the American League in strikeouts, ranked second in walks, seventh in on-base percentage and tied for 11th in home runs...became the first Oakland player to lead the AL in strikeouts since Tony Armas in 1981...his 164 strikeouts were third most in Athletics franchise history and the most since Jose Canseco set the record with 175 in 1986...his strikeout total was the highest in Major League history by a player with 125 games played or fewer and his average of 3.09 plate appearances per strikeout was sixth lowest in ML history...averaged 4.83 plate appearances per walk, which was the best mark by an AL hitter since Mark McGwire had a mark of 4.72 in 1996 with the A's...walked or struck out in 269 of his 507 plate appearances (53.1%) to become the first player in ML history (min. 502 PA) to either walk or strikeout in at least half of his plate appearances...his 26 home runs were the fewest by an A's team leader in a non-strike season since Ruben Sierra hit 22 in 1993...his 82 RBI marked just the second time since 1984 that the A's team leader finished with fewer than 88 RBI (McGwire and Giambi, 81 in 1997)...hit 15 of his 26 home runs with runners on base (one grand slam, five three-run, nine two-run), which tied for fifth most in the AL...11 came with two strikes, which also tied for fifth in the AL, and nine put the A's ahead...ranked first in the AL in lowest percent of pitches put in play (10.6%), second in pitches per plate appearance (4.40) and fourth in percent of pitches taken (64.1%)...the percent of pitches put in play were the lowest by a Major Leaguer since 1988 and the pitches per plate appearance were second best by an Athletic over that span (Henderson, 4.60 in 1994)...had a roller coaster season with his batting average as he hit .222 in May, .329 in June, .213 in July, .314 in August and .193 in September...hit .273 against right-handed pitchers and .218 against lefties...batted .294 in Oakland and .219 on the road...hit .347 in 16 interleague games compared to .243 against AL teams...had two home runs in 39 games against AL West teams and 24 home runs in 85 games against everyone else...made 56 starts at designated hitter, 46 in right field and 12 in left field...also went 1 for 6 (.167) with three walks and two strikeouts as a pinch hitter...started games at every spot in the order from third through eighth, including 50 starts hitting cleanup and 31 starts batting third...batted .283 with eight home runs and 20 RBI in 32 games total in the three spot...was tied for the Pacific Coast League lead and tied for fifth in all of minor league baseball with eight home runs when he was traded to the A's on May 3...his first week as an Athletic was one of the most memorable in Oakland history...made his A's debut on May 6 at Tampa Bay and homered to become the 15th player in Oakland history to homer in his first game as an Athletic...then had his first career two-homer game on May 10 at Kansas City...that began a streak of four consecutive games with a home run and he had five home runs and 12 RBI total over that span...capped the streak with his first career walk-off home run on May 13 against Cleveland...his three-run home run in the bottom of the ninth inning completed the A's five run ninth inning in a 10-7 win over the Indians...was named American League Co-Player of the Week for the week of May 7-13, an honor he shared with teammate Dan Johnson...went 8 for 23 (.348) with five home runs and 13 RBI in six games...hit a three-run home run on May 19 against San Francisco, giving him eight home runs and 20 RBI in his first 13 games as an Athletic...became the first player in Oakland history to hit eight home runs in his first 41 at bats with the A's...the previous quickest was Dave Kingman who did it in 63 at bats in 1984...snapped a career long 0 for 17 streak with his second inning double on May 28 against Texas...hit the 200th minor league home run of his career on June 15 while playing for Oakland...had homered in a game that was suspended on May 2 and that game was completed on the 15th and added to the statistics...had three straight three-hit games from June 15 to 17, the 11th time in Oakland history a player has done that...is the first to do it since Scott Hatteberg (April 8-10, 2003)...snapped a season high 23-game, 67-at bat homerless streak on June 17 against St. Louis and hit seven home runs over a 14-game span from June 17 to July 3...completed a season best seven-game hitting streak from June 20 to 29 (10 for 37, .370)...had a then-career high five RBI on June 27 at Cleveland...hit .385 with seven home runs and 19 RBI in 10 games against Cleveland in 2007...the seven home runs equaled the most in Oakland history in one season against the Indians (Canseco and McGwire also had seven each in 1990)...was 2 for 5 with his first career grand slam, a double and a career high seven RBI on August 10 at Detroit...the seven RBI were the most by an A's designated hitter since Troy Neel also had seven on July 8, 1993 vs. Boston...had his second career two-homer game on August 14 against Chicago...led the Majors with 41 strikeouts and 30 walks in 25 games in September...is just the second player in Oakland history to strikeout 40 times in one month...joins Rick Monday who had 43 in August of 1968...is the fifth player in Oakland history to walk 30 times in a month, the first

FRONT OFFICE

2008 ATHLETICS

REVIEW

RECORDS

HISTORY

OPPONENTS

PLAYER DEVELOPMENT

MISCELLANEOUS

since Jason Giambi had 30 in June of 2000...had at least one walk or strikeout in each of his final 45 games beginning on August 11...that is the second longest such streak in Oakland history to a 50-game streak by Jose Canseco from October 6, 1985 to May 31, 1986...reached base safely via hit or walk in each of his final 24 games beginning on September 2...hit .300 with nine home runs and 20 RBI in 25 games with Portland...that gave him 35 home runs and 102 RBI in 149 professional games in 2007...added 19 walks in the PCL for a .430 on-base percentage and struck out 29 times...went 3 for 26 (.115) with no RBI over his first eight games, 18 for 36 (.500) with eight home runs and 17 RBI over his next 10 games and 3 for 18 (.167) with one home run and three RBI over his final seven games...had three two-homer games with the Beavers (April 14 vs. Fresno, April 20 vs. Sacramento, April 23 at Colorado Springs).

**Career**

**2006**—Went 1 for 3 (.333) in four games for the Padres after having his contract purchased from Triple-A Portland on September 9...all of his at bats came in pinch-hit appearances...hit .293 in 138 games for the Beavers...ranked second in the Pacific Coast League in home runs (30) and runs scored (97) while finishing fifth with a .549 slugging percentage...he paced the PCL with a .467 on-base percentage and led all minor leaguers with 143 walks.

**2005**—Batted .257 with 19 home runs and 75 RBI in 134 games for Oakland's Triple-A Sacramento team...led the River Cats with 19 home runs and finished third with 75 RBI...2005 marked his first season without a trip to the Majors since 2000...batted .345 with six homers and 23 RBI in 29 games in May...batted .305 against left-handers while 16 of his 19 home runs and 55 of 75 RBI came against righties...drew a team-high 115 walks, which led the Pacific Coast League and ranked second in all of minor league baseball...had 29 multi-hit games including a season-high four-hit outing (4 for 6) on May 9 at Las Vegas...also drove in a season-high four runs in that game...had 16 multi-RBI contests.

**2004**—Was on the Baltimore Orioles Opening Day roster but appeared in just one game before he was sent to Triple-A Ottawa where he spent the remainder of the season...struck out as a pinch-hitter on April 7 against Boston and was designated for assignment on April 14...was assigned outright to Ottawa on April 16 and batted .235 with 17 home runs and 55 RBI in 102 games with the Lynx...led the batting average was his lowest ever at the minor league level...was second on the club in RBI and tied for second in home runs...led the team and ranked fifth in the International League in walks (65)...also topped the club with 127 strikeouts...hit .249 with 15 of his 17 home runs against right handed pitchers compared to .164 against left-handers...appeared in 67 games at designated hitter, 32 in left field and two in right field...went 0 for 8 with two walks and five strikeouts with the bases loaded...was batting .214 over his first 39 games before connecting for a pinch-hit home run on June 12 against Syracuse in his only pinch-hitting appearance of the season...that began a 35-game stretch from June 12 to July 30 where he batted .325 with 12 home runs and 31 RBI...had his first of three five-RBI games on June 22 at Durham...had a season best 11-game hitting streak from July 6 to 22...batted .412 during the streak with five home runs, 14 RBI and 12 walks...hit eight of his 17 home runs over a 14-game span from July 10 to 30...had 16 RBI over that span, including five RBI performances on July 10 at Indianapolis and July 20 against Louisville in the second game of a doubleheader...then hit .120 with 34 strikeouts in 22 games in August...struck out at least once in 14 consecutive games from July 30 to August 19 (26 strikeouts total)...went 0 for 23 over a six-game stretch from August 3 to 12 and 0 for 23 over a six-game stretch from August 23 to 28.

**2003**—Was acquired by the Orioles on March 11 from the Colorado Rockies in exchange for outfielder Chris Richard...split the season between Triple-A Ottawa and the Major Leagues, having three separate stints with the Orioles...began the season at Ottawa and batted .190 with two home runs and seven RBI in his first 26 games...hit .317 with seven homers and 51 RBI over his final 71 games with the Lynx...led the International League with a .422 on-base percentage and 80 walks...ranked 10th among all minor leaguers in OBP...his .285 batting average was 10th among Orioles minor leaguers...did not appear in a game for the Orioles during his first two call-ups from May 24 to 27 and July 11 to 21...was recalled for the third time on August 5 and stayed with the Orioles for remainder of the season...at Ottawa, reached base via hit or walk in 91 of 97 games...reached base safely via hit or walk in 32 straight games, June 12 to July 29...at the time of his final recall on August 5, was leading Ottawa in RBI (58) and strikeouts (94)...in his second game with the Orioles on August 7, hit a go-ahead, three-run home run in a 5-3 win over Minnesota...appeared in only nine games (six starts) from August 17 until the final week of the season, going 3 for 20 with 11 strikeouts...hit safely in seven of his final 10 games, batting .429 to lift his average from .156 to a season-ending .260...made only one appearance in the field with the Orioles, playing the final five innings in left field on September 13 at Toronto.

**2002**—Spent the first four months of the season at Triple-A Colorado Springs and led Rockies' farmhands with 23 home runs...was named most valuable player of the Triple-A All-Star game after breaking a scoreless tie with a pinch-hit, two-run single in the sixth inning and later adding a solo home run...was recalled by Colorado on August 2 and made his Rockies debut that day at Chicago against the Cubs...hit a ninth-inning, game-tying, two-run home run off Cubs closer Antonio Alfonseca but the Rockies lost, 6-4, in 12 innings...became the sixth player to homer in his Rockies' debut...appeared in 35 games for Colorado and made 15 starts, all in left field...went 3 for 16 (.188) with one RBI as a pinch-hitter, but drew four walks...struck out 25 times in August but only seven times in September...batted .238 in September to raise his average from .136 to .169...posted his first career multi-hit game on September 13 vs. Los Angeles, going 2 for 3...reached base safely in 87 of 105 games at Colorado Springs...hit safely in 23 of his first 29 games, batting .330, but then hit .239 over his final 76 games...struck out at least one time in 16 consecutive games, April 6-23, and whiffed at least once in 14 straight games, May 25-June 8.

**2001**—Opened the season at Triple-A Tucson, his first career action above the Double-A level...was named to the Pacific Coast League All-Star team as an outfielder at season's end...also was named to the Triple-A mid-season All-Star team...led the PCL in walks (102), was third in games played (135) and on-base percentage (.415) and tied for fourth in home runs (27)...was recalled by the Diamondbacks in September and made his Major League debut on September 26 vs. Milwaukee, drawing a walk as a pinch-hitter...appeared in three games for Arizona and collected his first ML hit off Milwaukee's Mark Leiter on October 7.

**2000**—Spent the season at Double-A El Paso...was named to the Texas League All-Star team and also played in the Futures Game held in Atlanta...led the league in walks (117) and strikeouts (150), finished second in on-base percentage (.440) and was fourth in runs (100)...reached base via hit or walk in 115 of 129 games...was named Arizona's Minor League Player of the Month for April, batting .373 with seven homers and 21 RBI...earned TL Player of the Week honors, June 26-July 2, when he hit .529 with four doubles, a triple, a home run and eight RBI in five games...went 4 for 14 (.286) with two home runs and four RBI in the TL playoffs vs. Round Rock.

**1999**—Spent the season at Single-A High Desert and was named Arizona's Minor League Player of the Year...was also named to the California League All-Star team, leading the league in homers (32), on-base (.450) and slugging percentage (.651)...finished second in average (.334), walks (96) and extra-base hits (77) and tied for second in runs (107) and total bases (296)...also led league with one home run per 14.22 at-bats.

FRONT OFFICE

2008 ATHLETICS

REVIEW

RECORDS

HISTORY

OPINIONS

PLAYER DEVELOPMENT

MISCELLANEOUS

**1998**—Opened the season at Single-A South Bend but was sent to Rookie League Lethbridge after 16 games...with Lethbridge, led the Pioneer League in walks (86), on-base percentage (.530) and runs (75) en route to being named a league all-star...was also named to the Topps Class A Short Season/Rookie League All-Star team...was Arizona's Minor League Player of the Month in July after batting .404 with 7 HR and 30 RBI.

**1997**—In his first professional season, he led the Rookie League Diamondbacks with a .488 slugging percentage.

**Personal/Miscellaneous**

John Joseph Cust III...he and his wife, Jennifer, were married on November 9, 2002...is a 1997 graduate of Somerville (NJ) Immaculata High School...his father, Jack Jr., was an outfielder at Seton Hall and he, along with his sons, spend the off-season operating a baseball school for Little League players through the top levels of youth baseball in Flemington...Jack Jr., an accountant by trade, converted a warehouse into an indoor hitting facility, built an artificial turf field and conducts hitting classes throughout the winter months.

**Lifetime Playing Record**

Year	Club	AVG.	G	AB	R	H	2B	3B	HR	RBI	SH	SF	HP	BB	SO	SB	CS	SLG	OBP	E
1997	AZL D'backs	.306	35	121	26	37	11	1	3	33	0	0	0	31	39	2	0	.488	.447	5
1998	South Bend	.242	16	62	5	15	3	0	0	4	0	1	0	5	20	0	1	.290	.294	4
	Lethbridge	.345	73	223	75	77	20	2	11	56	0	2	4	86	71	15	8	.601	.530	0
1999	High Desert	.334	125	455	107	152	42	3	32	112	0	3	2	96	145	1	4	.651	.450	12
2000	El Paso	.293	129	447	100	131	32	6	20	75	0	2	2	117	150	12	9	.526	.440	11
2001	Tucson	.278	135	442	81	123	24	2	27	79	0	5	5	102	160	6	3	.525	.415	11
	ARIZONA	.500	3	2	0	1	0	0	0	0	0	0	0	1	0	0	0	.500	.667	0
2002	Colorado Springs	.265	105	359	74	95	24	0	23	55	0	3	5	83	121	6	3	.524	.407	6
	COLORADO	.169	35	65	8	11	2	0	1	8	0	1	0	12	32	0	1	.246	.295	1
2003	Ottawa	.285	97	333	55	95	18	1	9	58	0	2	0	80	94	5	2	.426	.422	3
	BALTIMORE	.260	27	73	7	19	7	0	4	11	0	0	1	10	25	0	0	.521	.357	0
2004	BALTIMORE	.000	1	1	0	0	0	0	0	0	0	0	0	0	1	0	0	.000	.000	0
	Ottawa	.235	102	344	55	81	15	1	17	55	0	2	2	65	127	4	0	.433	.358	2
2005	Sacramento	.257	134	479	95	123	28	1	19	75	0	3	3	115	153	2	4	.438	.402	4
2006	Portland	.293	138	441	97	129	23	0	30	77	0	3	4	143	124	0	3	.549	.467	5
	SAN DIEGO	.333	4	3	1	1	0	0	0	0	0	0	0	1	0	0	0	.333	.333	0
2007	Portland	.300	25	80	17	24	7	0	9	20	0	1	0	19	29	0	0	.725	.430	1
	OAKLAND	.256	124	395	61	101	18	1	26	82	0	6	1	105	164	0	2	.504	.408	4
<b>AL Totals</b>		<b>.256</b>	<b>152</b>	<b>469</b>	<b>68</b>	<b>120</b>	<b>25</b>	<b>1</b>	<b>30</b>	<b>93</b>	<b>0</b>	<b>6</b>	<b>2</b>	<b>115</b>	<b>190</b>	<b>0</b>	<b>2</b>	<b>.505</b>	<b>.400</b>	<b>4</b>
<b>NL Totals</b>		<b>.186</b>	<b>42</b>	<b>70</b>	<b>9</b>	<b>13</b>	<b>2</b>	<b>0</b>	<b>1</b>	<b>8</b>	<b>0</b>	<b>1</b>	<b>0</b>	<b>13</b>	<b>33</b>	<b>0</b>	<b>1</b>	<b>.257</b>	<b>.310</b>	<b>1</b>
<b>ML Totals</b>		<b>.247</b>	<b>194</b>	<b>539</b>	<b>77</b>	<b>133</b>	<b>27</b>	<b>1</b>	<b>31</b>	<b>101</b>	<b>0</b>	<b>7</b>	<b>2</b>	<b>128</b>	<b>223</b>	<b>0</b>	<b>3</b>	<b>.473</b>	<b>.389</b>	<b>5</b>

**Career Transactions**

**1997** — Selected by the Arizona Diamondbacks organization in the 1st round (30th selection overall) of the free agent draft, June 3. **2002** — Traded with catcher J.D. Closser to the Colorado Rockies for pitcher Mike Myers, January 7. **2003** — Traded to the Baltimore Orioles for outfielder/first baseman Chris Richard, March 11. **2004** — Elected free agency, October 15; signed by the Oakland Athletics organization, November 15. **2005** — Elected free agency, October 15; signed by the San Diego Padres organization, December 28. **2007** — Traded to the Oakland Athletics for cash considerations, May 3.

**vs. The American League**

2007	AVG.	AB	H	HR	RBI	CAREER vs. TEAM	AVG.	AB	H	HR	RBI
.118	17	2	1	1	1	Baltimore	.118	17	2	1	1
.235	17	4	0	1	1	Boston	.306	49	15	2	8
.263	19	5	2	3	3	Chicago	.263	19	5	2	3
.385	39	15	7	19	19	Cleveland	.385	39	15	7	19
.323	31	10	2	11	11	Detroit	.323	31	10	2	11
.226	31	7	3	5	5	Kansas City	.226	31	7	3	5
.188	32	6	0	1	1	Los Angeles	.188	32	6	0	1
.133	15	2	0	0	0	Minnesota	.150	20	3	1	3
.308	13	4	1	4	4	New York	.258	31	8	2	5
—	0	0	0	0	0	Oakland	—	0	0	0	0
.158	38	6	1	4	4	Seattle	.146	41	6	1	4
.235	17	4	2	5	5	Tampa Bay	.179	28	5	2	5
.267	45	12	1	10	10	Texas	.267	45	12	1	10
.219	32	7	2	7	7	Toronto	.243	37	9	2	7



**vs. The National League**

2007 AVG.	AB	H	HR	RBI	CAREER vs. TEAM	AVG.	AB	H	HR	RBI
—	0	0	0	0	Arizona	.250	4	1	0	0
—	0	0	0	0	Atlanta	.200	5	1	0	0
—	0	0	0	0	Chicago	.063	16	1	1	3
.200	10	2	1	2	Cincinnati	.235	17	4	1	3
—	0	0	0	0	Colorado	—	0	0	0	0
—	0	0	0	0	Florida	.000	4	0	0	0
.100	10	1	0	0	Houston	.077	13	1	0	0
—	0	0	0	0	Los Angeles	.250	8	2	0	0
—	0	0	0	0	Milwaukee	.500	2	1	0	0
.250	4	1	1	1	New York	.333	6	2	1	1
—	0	0	0	0	Philadelphia	—	0	0	0	0
—	0	0	0	0	Pittsburgh	—	0	0	0	0
.750	12	9	1	3	St. Louis	.625	16	10	1	4
—	0	0	0	0	San Diego	.333	6	2	0	1
.308	13	4	1	5	San Francisco	.250	20	5	1	5
—	0	0	0	0	Washington	.000	2	0	0	2

**Monthly Breakdown**

2007 AVG.	AB	H	HR	RBI	CAREER by MONTH	AVG.	AB	H	HR	RBI
—	0	0	0	0	April	.000	1	0	0	0
.222	72	16	8	21	May	.222	72	16	8	21
.329	79	26	5	13	June	.329	79	26	5	13
.213	75	16	4	16	July	.213	75	16	4	16
.314	86	27	6	22	August	.232	168	39	10	36
.193	83	16	3	10	September	.246	142	35	4	15
—	0	0	0	0	October	.500	2	1	0	0

**Batting Breakdown**

2007 AVG.	AB	H	HR	RBI	CAREER by CATEGORY	AVG.	AB	H	HR	RBI
.294	194	57	14	44	Home	.269	249	67	16	55
.219	201	44	12	38	Road	.228	290	66	15	46
.229	144	33	11	28	Day	.241	203	49	14	39
.271	251	68	15	54	Night	.250	336	84	17	62
.261	357	93	23	75	Grass	.250	488	122	28	94
.211	38	8	3	7	Turf	.216	51	11	3	7
.267	180	48	15	42	Pre-ASG	.265	181	48	15	42
.247	215	53	11	40	Post-ASG	.237	358	85	16	59
.218	124	27	7	26	vs. LHP	.221	140	31	7	26
.273	271	74	19	56	vs. RHP	.256	399	102	24	75
.267	105	28	10	60	RISP	.286	140	40	12	75
.286	14	4	1	13	Bases Loaded	.267	15	4	1	15
.167	6	1	0	0	Pinch Hitter	.161	31	5	0	1
.245	192	47	12	45	Designated Hitter	.245	261	64	16	56

**Ballpark Breakdown**

	AVG.	AB	H	HR	RBI		AVG.	AB	H	HR	RBI
Angel Stadium of Anaheim	.067	15	1	0	0	Metrodome	.100	10	1	0	0
AT&T Park	.333	6	2	0	0	Miller Park	.500	2	1	0	0
Camden Yards	.097	31	3	2	5	Minute Maid Park	.077	13	1	0	0
Chase Field	.333	3	1	0	0	Qualcomm Stadium	.200	5	1	0	0
Comerica Park	.353	17	6	1	8	Rangers Ballpark in Arlington	.176	17	3	0	2
Coors Field	.206	34	7	0	6	Rogers Centre	.313	16	5	1	2
Dodger Stadium	.000	1	0	0	0	Safeco Field	.150	20	3	0	2
Dolphin Stadium	.000	4	0	0	0	Shea Stadium	.250	4	1	1	1
Fenway Park	.324	34	11	2	6	Tropicana Field	.200	25	5	2	5
Great American Ball Park	.000	1	0	0	0	Turner Field	.200	5	1	0	0
Jacobs Field	.357	28	10	4	10	U.S. Cellular Field	.222	9	2	0	0
Kauffman Stadium	.250	12	3	2	4	Wrigley Field	.100	10	1	1	2
McAfee Coliseum	.294	194	57	14	44	Yankee Stadium	.304	23	7	1	4

FRONT OFFICE  
2008 ATHLETICS  
REVIEW  
RECORDS  
HISTORY  
OPONENTS  
PLAYER DEVELOPMENT  
MISCELLANEOUS

FRONT OFFICE

2008 ATHLETICS

REVIEW

RECORDS

HISTORY

OPPONENTS

PLAYER DEVELOPMENT

MISCELLANEOUS

### Fielding Statistics

Outfield	YEAR	PCT.	G	PO	A	E	TC	DP
	2001	—	1	0	0	0	0	0
	2002	.960	18	24	0	1	25	0
	2003	1.000	1	3	0	0	3	0
	2006	—	1	0	0	0	0	0
	2007	.959	60	93	1	4	98	0
<b>Totals</b>		<b>.960</b>	<b>81</b>	<b>120</b>	<b>1</b>	<b>5</b>	<b>126</b>	<b>0</b>

### Cust's Career Highs

**Hits:** 3 (seven times), last: August 13, 2007 at Detroit  
**Runs:** 3, June 15, 2007 vs. St. Louis  
**Doubles:** 1 (27 times), last: September 17, 2007 vs. Seattle  
**Triples:** 1, August 18, 2007 vs. Kansas City  
**Home Runs:** 2 (twice), August 14, 2007 vs. Chicago (AL); May 10, 2007 at Kansas City  
**Runs Batted In:** 7, August 10, 2007 at Detroit; 5, June 27, 2007 at Cleveland  
**Walks:** 3 (twice), last: September 19, 2007 vs. Seattle  
**Strikeouts:** 4 (twice), last: September 9, 2007 at Texas  
**Stolen Bases:** None  
**Hitting Streak:** 7, June 20 to 29, 2007  
**Hitless Streak (At Bats):** 17, May 21 to 27, 2007

### Cust's Career Home Run Chart

**Multi-Homer Games:** 2, last: August 14, 2007 vs. Chicago (AL). **Three-Homer Games:** None. **Two-Homer Games:** 2, last: August 14, 2007 vs. Chicago (AL). **Grand Slams:** 1, August 10, 2007 at Detroit (Macay Bride). **Pinch-Hit Home Runs:** None. **Inside-The-Park Home Runs:** None. **Game Ending Home Runs:** 1, May 13, 2007 vs. Cleveland (Fernando Cabrera). **Lead Off Home Runs:** None.

## Chris Denorfia

19



### Outfielder

**Height/Weight:** 6-0 / 195 **Bats/Throws:** Right / Right

**Birthdate:** July 15, 1980 **Opening Day Age:** 27

**Birthplace/Resides:** Bristol, Connecticut / Southington, Connecticut

**Major League Service:** 1 year, 107 days

**Obtained:** Acquired from the Cincinnati Reds for two players to be named later (Marcus McBeth and Ben Jukich) and cash considerations, April 27, 2007

**Contract Status:** First year of a one-year contract through 2008.

### Career Highlights

Made his Major League debut with Cincinnati in 2005 and appeared in 67 games for the Reds in 2005 and 2006 before missing the entire 2007 season after having "Tommy John" surgery...was traded to the A's organization less than a month after the surgery...was a 19th round pick of Cincinnati in the 2002 draft...selected to play in the Carolina League vs California League All-Star Game in 2004...received the Sheldon Bender Award as the Reds Minor League Player of the Year in 2005 and became the first player selected by the Reds in the 2002 draft to play in the Major Leagues...was an Arizona Fall League All-Star following the 2005 season...started for the International League in the 2006 Triple-A All-Star Game.

### 2007 Highlights

Was acquired by the A's from the Cincinnati Reds for two players to be named later and cash considerations on April 27...spent the entire season on the disabled list after having "Tommy John" surgery on his right elbow on April 3...was batting .264 with a home run and six RBI in 20 games with Cincinnati during spring training before tearing the ulnar collateral ligament in his right elbow on March 23...was placed on the Reds disabled list on March 24 and transferred to the 60-day DL on April 13...the A's sent Marcus McBeth to the Reds on April 28 as the first player to be named later and completed the trade by sending Ben Jukich on June 12.

### Career

**2006**—Appeared in 49 games during four stints with the Reds (April 3-8, May 2-10, July 13-August 9, August 29-October 11)...made 25 starts (14 in right field, 10 in center field, one in left field)...after Ryan Freel was injured on September 19, he started in center field in nine of the Reds' last 10 games of the season...in those nine starts he hit .343...ended the season with a career-high six-game hitting streak (10 for 24, .417)...in his last 16 games he hit .383...in September, he led Reds regulars in hitting (.352)...in the 3-2 victory on July 15 vs. the Rockies, he drove in the tying and winning runs with a game-ending infield single...on September 19 at Houston, he hit his only homer of the season and the second of his career (two-run off Matt Albers)...on September 20 at Houston, he ran into Freel while chasing a fly ball and suffered a cut on his left ankle that required five stitches...didn't miss a game...spent most of the season at Triple-A Louisville and hit .349 in 83 games...fell 29 plate appearances shy of qualifying for the International League batting title...teammate Norris Hopper won it at .347...was Louisville's only player selected to participate in the Triple-A All-Star Game at Toledo...went 1 for 3 and scored a pair of runs in the game...reached base safely in 72 of his 83 appearances with the Bats...in a *Baseball America* poll was voted Best Defensive Outfielder and batter with the Best Strike Zone Judgment in the International League...in April was named the organization's Minor League Player of the Month and Louisville's Hitter of the Month (.351, 3 HR, 10 RBI, 4 SB)...his 21-game road hitting streak from April 10-June 15 (.430) was the longest road streak in

the IL in 2006...following the season, he played for Leones del Escogido in the Dominican Winter League...hit .250 with no home runs, seven RBI and one stolen base in 14 games.

**2005**—Received the Sheldon Bender Award as Cincinnati's Minor League Player of the Year...spent the minor league season at Double-A Chattanooga and Triple-A Louisville, where he combined to hit .317 with 20 home runs, 87 RBI and 12 stolen bases in 137 games...on September 5, was promoted to the Reds...became the first player selected by the Reds in the 2002 draft to make his Major League debut...made 18 appearances for the Reds, including seven starts (four in center field, two in right field, one in left field)...began the year at Chattanooga and hit .330 in 46 games there before he was promoted to Louisville on May 26...at the time of that promotion, ranked among Southern League leaders in runs scored (40, 1st), hits (62, 2nd), doubles (17, t-2nd) and hitting (.330, 7th)...was Louisville's Hitter of the Month for June (.337, 6 HR, 26 RBI) and August (.327, 5 HR, 16 RBI)...from June 6-19, hit .413 during a season-high 12-game hitting streak...made his Major League debut on September 7 against Milwaukee and struck out as a pinch hitter...recorded his first career hit in his second career plate appearance on September 9 against Pittsburgh, a solo home run off Oliver Perez...became the first Reds player to homer for his first big league hit since Stephen Smitherman on August 25, 2003...led Louisville with 52 starts batting third and 68 starts in center...following the season was an All-Star for Mesa in the Arizona Fall League...hit .333 with three home runs, 24 RBI and three stolen bases in 23 games...finished the AFL season with a 10-game hitting streak.

**2004**—In 136 games at Single-A Potomac and Double-A Chattanooga, he combined to hit .284 with 17 home runs, 78 RBI and 15 stolen bases...among all Reds minor league batters, he ranked tied for fourth in both home runs and RBI...began the season at Potomac, where he was selected to play in the Carolina League vs. California League All-Star Game...was named the Carolina League's Batter of the Week for April 26-May 2...from April 21-May 4, he produced a season-high 12-game hitting streak (.463, 4 HR, 11 RBI)...was promoted to Chattanooga on July 1...hit a grand slam on August 17 vs Jacksonville.

**2003**—Spent the season at Single-A Potomac at hit .236 with four home runs and 39 RBI in 128 games...ranked fifth in the Carolina League in strikeouts (105)...all of his defensive appearances came in center field and he had 15 assists...led CL outfielders in total chances (283) and tied for the lead in games played (126)...recorded a season-high four hits on four separate occasions.

**2002**—Spent most of his first professional season with the Rookie GCL Reds...ranked among the Gulf Coast League leaders in on-base percentage (.425, 2nd), batting average (.340, 3rd), walks (31, 4th), hits (68, t-4th) and runs scored (38, t-4th)...had four stolen bases in a 10-5 win on June 27 at the Red Sox...also appeared in three games at Double-A Chattanooga and in three games at Single-A Dayton.

**Personal/Miscellaneous**

Christopher Anthony Denorfia...graduated from Choate Rosemary Hall High School in Wallingford, Conn. in 1998...attended Wheaton College in Norton, Mass., where he was an NCAA Division III All-America selection in 2002 after hitting .467...at Wheaton College majored in international relations and hispanic studies.

**Lifetime Playing Record**

Year	Club	AVG.	G	AB	R	H	2B	3B	HR	RBI	SH	SF	HP	BB	SO	SB	CS	SLG	OBP	E
2002	GCL Reds	.340	57	200	38	68	9	2	0	19	0	2	0	31	23	18	8	.405	.425	4
	Chattanooga	.429	3	7	0	3	2	1	0	0	0	0	0	2	1	0	0	1.000	.556	0
	Dayton	.000	3	10	2	0	0	0	0	0	0	0	0	0	3	0	0	0.000	.000	0
2003	Potomac	.236	128	470	60	111	10	5	4	39	11	3	3	54	106	20	7	.304	.317	5
	Potomac	.312	75	269	52	84	18	4	11	51	1	2	1	48	66	10	6	.532	.416	4
2004	Chattanooga	.249	61	221	30	55	10	2	6	27	3	1	1	30	42	5	2	.394	.340	2
	Chattanooga	.330	46	188	40	62	17	3	7	26	2	0	2	17	38	4	3	.564	.391	2
	Louisville	.310	91	323	50	100	12	6	13	61	3	3	4	41	54	8	3	.505	.391	0
2005	CINCINNATI	.263	18	38	8	10	3	0	1	2	0	0	0	6	9	1	0	.421	.364	1
	CINCINNATI	.283	49	106	14	30	6	0	1	7	2	0	1	11	21	1	1	.368	.356	0
	Louisville	.349	83	312	46	109	19	1	7	45	1	5	1	34	41	15	1	.484	.409	2
2007	CINCINNATI																			
	OAKLAND																			
ML	Totals	.278	67	144	22	40	9	0	2	9	2	0	1	17	30	2	1	.382	.358	1

**Career Transactions**

**2002** — Selected by the Cincinnati Reds organization in the 19th round of the First-Year Player Draft. **2007** — On disabled list, March 24 to end of season. Traded to the Oakland Athletics for two players to be named later (Marcus McBeth and Ben Jukich) and cash considerations, April 27.

Oakland A's Consecutive Games Played			
594	Miguel Tejada (June 2, 2000 to September 28, 2003)	198	Tony Armas (July 11, 1980-April 16, 1982)
456	Terrence Long (July 13, 2000 to June 4, 2003)	176	Sal Bando (June 13, 1970-June 27, 1971)
347	Alfredo Griffin (April 9, 1985-April 30, 1987)	169	Sal Bando (April 6, 1973-April 14, 1974)
203	Danny Cater (July 7, 1968-August 24, 1969)	169	Gene Tenace (May 25, 1973-May 31, 1974)
199	Sal Bando (August 27, 1968-April 14, 1970)	168	Rickey Henderson (May 12, 1981-July 16, 1982)

FRONT OFFICE  
2008 ATHLETICS  
REVIEW  
RECORDS  
HISTORY  
OPONENTS  
PLAYER DEVELOPMENT  
MISCELLANEOUS

FRONT OFFICE

**vs. The National League**

2007 AVG.	AB	H	HR	RBI	CAREER vs. TEAM	AVG.	AB	H	HR	RBI
—	0	0	0	0	Arizona	.000	1	0	0	0
—	0	0	0	0	Atlanta	.111	9	1	0	0
—	0	0	0	0	Chicago	.333	18	6	0	0
—	0	0	0	0	Cincinnati	—	0	0	0	0
—	0	0	0	0	Colorado	.222	18	4	0	3
—	0	0	0	0	Florida	.538	13	7	0	1
—	0	0	0	0	Houston	.375	8	3	1	2
—	0	0	0	0	Los Angeles	.000	5	0	0	0
—	0	0	0	0	Milwaukee	.222	9	2	0	0
—	0	0	0	0	New York	.143	7	1	0	0
—	0	0	0	0	Philadelphia	.000	1	0	0	0
—	0	0	0	0	Pittsburgh	.290	31	9	1	1
—	0	0	0	0	St. Louis	.188	16	3	0	1
—	0	0	0	0	San Diego	.750	4	3	0	1
—	0	0	0	0	San Francisco	.000	3	0	0	0
—	0	0	0	0	Washington	1.000	1	1	0	0

2008 ATHLETICS

**Monthly Breakdown**

2007 AVG.	AB	H	HR	RBI	CAREER by MONTH	AVG.	AB	H	HR	RBI
—	0	0	0	0	April	1.000	2	2	0	0
—	0	0	0	0	May	.333	6	2	0	1
—	0	0	0	0	June	—	0	0	0	0
—	0	0	0	0	July	.200	25	5	0	2
—	0	0	0	0	August	.067	15	1	0	0
—	0	0	0	0	September	.313	83	26	2	5
—	0	0	0	0	October	.308	13	4	0	1

REVIEW

RECORDS

**Batting Breakdown**

2007 AVG.	AB	H	HR	RBI	CAREER by CATEGORY	AVG.	AB	H	HR	RBI
—	0	0	0	0	Home	.212	66	14	1	3
—	0	0	0	0	Road	.333	78	26	1	6
—	0	0	0	0	Day	.231	52	12	0	2
—	0	0	0	0	Night	.304	92	28	2	7
—	0	0	0	0	Grass	.278	144	40	2	9
—	0	0	0	0	Turf	—	0	0	0	0
—	0	0	0	0	Pre-ASG	.500	8	4	0	1
—	0	0	0	0	Post-ASG	.265	136	36	2	8
—	0	0	0	0	vs. LHP	.308	52	16	1	6
—	0	0	0	0	vs. RHP	.261	92	24	1	3
—	0	0	0	0	RISP	.138	29	4	0	5
—	0	0	0	0	Bases Loaded	.500	2	1	0	2
—	0	0	0	0	Pinch Hitter	.316	19	6	1	1
—	0	0	0	0	Designated Hitter	—	0	0	0	0

HISTORY

OPPONENTS

**Ballpark Breakdown**

	AVG.	AB	H	HR	RBI
Busch Stadium I	.231	13	3	0	1
Chase Field	.000	1	0	0	0
Coors Field	.250	4	1	0	1
Dodger Stadium	.000	3	0	0	0
Dolphin Stadium	.538	13	7	0	1
Great American Ball Park	.212	66	14	1	3
Miller Park	.286	7	2	0	0
Minute Maid Park	.375	8	3	1	2
PETCO Park	.667	3	2	0	1
PNC Park	.286	21	6	0	0
Wrigley Field	.400	5	2	0	0

PLAYER DEVELOPMENT

MISCELLANEOUS

**Fielding Statistics**

Outfield							
YEAR	PCT.	G	PO	A	E	TC	DP
2005	.962	12	25	0	1	26	0
2006	1.000	37	58	2	0	60	1
<b>Totals</b>	<b>.988</b>	<b>49</b>	<b>83</b>	<b>2</b>	<b>1</b>	<b>86</b>	<b>1</b>

## Denorfia's Career Highs

**Hits:** 4, September 26, 2006 at Florida  
**Runs:** 2 (twice), last: September 19, 2006 at Houston  
**Doubles:** 2, September 26, 2006 at Florida  
**Triples:** None  
**Home Runs:** 1 (twice), last: September 19, 2006 at Houston  
**Runs Batted In:** 2 (twice), last: September 19, 2006 at Houston  
**Walks:** 2 (twice), last: July 29, 2006 at Milwaukee  
**Strikeouts:** 2 (three times), last: September 10, 2006 vs. Pittsburgh  
**Stolen Bases:** 1 (twice), last: September 27, 2006 at Florida  
**Hitting Streak:** 6, September 26, 2006 to present  
**Hitless Streak (At Bats):** 10, August 5 to 29, 2006

## Denorfia's Career Home Run Chart

**Multi-Homer Games:** None. **Three-Homer Games:** None. **Two-Homer Games:** None. **Grand Slams:** None. **Pinch-Hit Home Runs:** 1, September 9, 2006 vs. Pittsburgh (Oliver Perez). **Inside-The-Park Home Runs:** None. **Game Ending Home Runs:** None. **Lead Off Home Runs:** None.

## Joey Devine

33

## Right-Handed Pitcher

Height/Weight: 5-11 / 205

Bats/Throws: Right / Right

Birthdate: September 19, 1983

Opening Day Age: 24

Birthplace/Resides: Junction City, Kansas / Roswell, Georgia

Major League Service: 171 days

**Obtained:** Acquired from the Atlanta Braves with Jamie Richmond for Mark Kotsay and cash considerations, January 14, 2008

**Contract Status:** First year of a one-year contract through 2008.



## Career Highlights

Was Atlanta's first round selection in the 2005 draft and has spent parts of each of his three professional seasons in the majors with the Braves...made his Major League debut on August 20, 2005, less than three months after being drafted...also pitched in the NLDS that year against Houston...posted an 11.12 ERA in 15 appearances with Atlanta over his first two seasons but had a 1.08 ERA in 10 appearances last year...has made 93 career minor league appearances, including two starts, and is 9-8 with 26 saves, a 2.72 ERA and a .201 opponents batting average...has 162 strikeouts in 112.1 innings, an average of 12.98 per nine innings

## 2007 Highlights

Had six stints with Atlanta and was 1-0 with a 1.08 ERA in 10 relief appearances...was up from May 22 to 25 (no games), June 20 to 22 (one game), July 5 to 18 (two games), August 3 to 7 (one game), August 24 to 27 (one game) and September 19 through the end of the season (five games)...did not allow a run during his final stint (3.1 ip, 1 h, 5 bb, 1 so)...posted a 1.80 ERA (5.0 ip, 6 h, 1 r, 1 er, 3 bb, 6 so) over his first five stints...allowed a .241 opponents batting average, which included a .211 (4 for 19) mark against right-handed hitters and .300 (3 for 10) against left-handers...opponents were 1 for 14 (.071) with runners in scoring position...allowed 1 of 6 (16.7%) inherited runners to score and first batters faced were 1 for 5 (.200) with four walks...recorded his first Major League win on September 22 against Milwaukee after escaping a bases loaded jam in the top of the 11th inning in the Braves 4-3 win (0.2 ip, 1 bb)...spent the balance of the season with Double-A Mississippi and Triple-A Richmond where he was a combined 5-4 with 20 saves and a 1.89 ERA in 50 relief appearances...the saves were second most in the Atlanta farm system and the ERA was second best by a reliever...allowed just two home runs in 57.0 innings...walked 19 and struck out 78 for a strikeout to walk ratio of 4.1 and a strikeout per nine inning average of 12.3...allowed a .202 opponents batting average, which broke down to .158 (19 for 120) against right-handed hitters and .265 (22 for 83) against left-handers...struck out 62 of the 132 (47.0%) righties he faced and 16 of the 99 (16.2%) lefties...his opponents average jumped to .256 with runners in scoring position...compiled a 1.25 ERA and had 57 strikeouts in the ninth inning (36.0 ip) compared to a 3.00 ERA and 21 strikeouts in all other innings (21.0 ip)...converted 20 of 24 (83.3%) save opportunities and allowed 6 of 11 (54.5%) inherited runners to score...was named Pitcher of the Year at Mississippi after going 2-4 with a team leading 16 saves and a 2.06 ERA in 33 relief appearances...did not allow an earned run in 16 appearances at home (18.1 ip) where he was a perfect 8 for 8 in save opportunities...his final Double-A outing came on July 3 at Tennessee and he was promoted to Atlanta on July 5...was optioned to Richmond on July 18 and spent the balance of the minor league portion of his campaign at Triple-A, going 3-0 with four saves, a 1.64 ERA and a .188 opponents batting average...did not allow a run in eight outings on the road (11.0 ip)...made six playoff appearances for Richmond and was 0-0 with four saves and a 3.68 ERA to help the Braves to the International League Championship.

## Career

**2006**—Pitched at four different levels in the Braves organization, including 10 games with Atlanta...posted a 9.95 ERA in two stints with the Braves...allowed 3 of 9 (33.3%) inherited runners to score and first batters faced were 1 for 7 (.143) with two walks and a hit by pitch...made two appearances during his first stint from April 6 to 10 and allowed seven runs in 1.0 inning...made his season debut April 7 at San Francisco and allowed three runs in 0.1 inning, including a pinch-homer to Moises Alou...retired two of his first three batters in the eighth inning the next day against the Giants, but could not close out the inning, as he threw 42 pitches and allowed four runs on three hits, four walks and two wild pitches...he became the first Braves reliever to walk four batters in less than 1.0 inning pitched since John Rocker (4 bb in 0.1 ip) on

June 21, 2000 against Chicago...returned when rosters expanded on September 1 and did not allow a run in eight outings (5.1 ip)...pitched one scoreless inning in each game of the September 2 doubleheader at Philadelphia...was a combined 3-3 with a 4.30 ERA in 20 appearances, two starts, at Triple-A Richmond, Single-A Myrtle Beach and Double-A Mississippi...made one appearance with Richmond on April 13 against Durham and did not retire a batter (1 h, 1 r, 1 er, 1 bb)...was sent to extended spring training on April 17 and was transferred to Myrtle Beach on June 21...went 1-3 with a 5.89 ERA in 13 games, two starts, with the Pelicans...allowed a .203 opponents batting average, including .105 against right-handers and .346 against lefties...was transferred to Mississippi on August 12 and was 2-0 with a 0.82 ERA in six games at Double-A...allowed a .065 batting average as righties were 1 for 20 (.050) and lefties 1 for 11 (.091)...was named the ninth-best prospect in the Braves' organization following the season by *Baseball America*...pitched for Peoria in the Arizona Fall League and had two saves and a 4.50 ERA in seven relief appearances.

**2005**—Was the Braves' top selection (27th overall) in the 2005 draft out of North Carolina State and became the first Brave since Bob Horner in 1978 to reach the majors the same season he was drafted...became just the fourth player in the last 15 years to reach the majors before September 1 in the same year he was drafted (Ariel Prieto, 1995 with Oakland; Chad Cordero, 2003 with Montreal; Ryan Wagner, 2003 with Cincinnati)...began his professional career at Single-A Myrtle Beach, where he was 0-0 with one save and a 0.00 ERA in four games over five innings...made his first appearance with Double-A Mississippi on July 4...at the time of his promotion to Atlanta on August 20, he was 1-1 with five saves and a 2.70 ERA in 18 games...made his Major League debut in the 12th inning on August 20 against San Diego and allowed a grand slam to Xavier Nady in the 13th...allowed another grand slam to Chicago's Jeremy Burnitz in the fourth inning of his next outing on August 23...according to the Elias Sports Bureau, he became the first pitcher in major league history to allow a grand slam in each of his first two career games...tallied his first career strikeout (Ryan Shealy) in the ninth inning against Colorado on September 27...ended up making five regular season appearances for Atlanta and was 0-1 with a 12.60 ERA...also made three postseason appearances in the NLDS against Houston and posted a 10.80 ERA...hit a batter and threw a scoreless 0.1 innings in Game 1...allowed a run on two hits and a walk in the seventh inning of Game 3...in Game 4, he threw a scoreless 17th inning with two strikeouts before allowing Chris Burke's series-ending homer in the bottom of the 18th inning.

**Personal/Miscellaneous**

Joseph N. Devine was originally signed by Atlanta scout Billy Best...graduated in 2002 from Junction City (Kan.) High School...earned all-state recognition as a senior and was all-conference all four years...also earned first team all-conference honors as a junior and senior in football...attended North Carolina State University, where he became the school's all-time saves leader with 24...earned All-America honors as a freshman and sophomore...went 5-3 with 12 saves and a 2.03 ERA as a junior in 2005, fanning 72 batters and walking just 10 in 48.2 innings pitched.

**Lifetime Pitching Record**

Year	Club	W	L	ERA	G	GS	CG	SHO	SV	IP	H	R	ER	HR	HB	BB	IBB	SO	WP	BK
2005	Myrtle Beach	0	0	0.00	4	0	0	0	1	5.0	0	0	0	0	1	3	0	7	0	0
	Mississippi	1	1	2.70	18	0	0	0	5	20.0	19	13	6	2	5	12	0	28	1	0
	ATLANTA	0	1	12.60	5	0	0	0	0	5.0	6	7	7	2	0	5	1	3	0	0
	Richmond	0	0	18.00	1	0	0	0	0	1.0	3	2	2	0	0	1	0	1	0	0
2006	ATLANTA	0	0	9.95	10	0	0	0	0	6.1	8	7	1	1	9	1	10	4	1	
	Richmond	0	0	0.00	1	0	0	0	0	0.0	1	1	1	0	0	1	0	0	0	0
	Myrtle Beach	1	3	5.89	13	2	0	0	0	18.1	13	12	12	1	1	11	0	28	4	0
2007	Mississippi	2	0	0.82	6	0	0	0	0	11.0	2	1	1	1	0	4	0	20	0	0
	Mississippi	2	4	2.06	33	0	0	0	16	35.0	26	9	8	1	4	13	0	51	4	0
	ATLANTA	1	0	1.08	10	0	0	0	0	8.1	7	1	1	0	0	8	2	7	1	0
	Richmond	3	0	1.64	17	0	0	0	4	22.0	15	5	4	1	0	6	0	27	0	0
<b>ML Totals</b>		<b>1</b>	<b>1</b>	<b>6.86</b>	<b>25</b>	<b>0</b>	<b>0</b>	<b>0</b>	<b>0</b>	<b>19.2</b>	<b>21</b>	<b>15</b>	<b>15</b>	<b>3</b>	<b>1</b>	<b>22</b>	<b>4</b>	<b>20</b>	<b>5</b>	<b>1</b>

**Career Transactions**

**2005** — Selected by the Atlanta Braves in the 1st round (27th selection overall) of the First-Year Player Draft. **2008** — Traded to the Oakland Athletics with pitcher Jamie Richmond for outfielder Mark Kotsay and cash, January 14.

**Division Series Record**

Year	Club/Opp.	W	L	ERA	G	GS	CG	SHO	SV	IP	H	R	ER	HR	HB	BB	IBB	SO	WP	BK
2005	ATL vs. HOU	0	1	10.80	3	0	0	0	0	1.2	3	2	2	1	1	1	1	3	0	0

**A's Pitchers Career Hitting**

PITCHER	AVG.	AB	R	H	2B	3B	HR	RBI	SH	SF	HP	BB	SO	SB	CS
Blanton	.111	9	0	1	0	0	0	0	3	0	0	0	4	0	0
Calero	.167	6	1	1	0	0	0	1	0	0	0	0	2	0	0
Devine	.000	1	0	0	0	0	0	0	0	0	0	0	1	0	0
DiNardo	.200	5	0	1	0	0	0	0	0	0	0	0	3	0	0
Embree	.000	3	0	0	0	0	0	0	0	0	0	1	2	0	0
Eveland	.000	8	0	0	0	0	0	0	3	0	0	0	4	0	0
Gaudin	.000	4	1	0	0	0	0	0	2	0	0	1	2	0	0
Harden	.000	5	0	0	0	0	0	0	0	0	0	0	3	0	0

**vs. The American League**

2007											CAREER										
ERA	W	L	SV	G	IP	H	HR	ER	SO	vs. TEAM	ERA	W	L	SV	G	IP	H	HR	ER	SO	
0.00	0	0	0	1	1.0	2	0	0	2	Boston	0.00	0	0	0	1	1.0	2	0	0	2	

**vs. The National League**

2007											CAREER										
ERA	W	L	SV	G	IP	H	HR	ER	SO	vs. TEAM	ERA	W	L	SV	G	IP	H	HR	ER	SO	
—	0	0	0	0	0.0	0	0	0	0	Arizona	—	0	0	0	0	0.0	0	0	0	0	
—	0	0	0	0	0.0	0	0	0	0	Atlanta	—	0	0	0	0	0.0	0	0	0	0	
—	0	0	0	0	0.0	0	0	0	0	Chicago	40.50	0	0	0	2	0.2	3	1	3	1	
9.00	0	0	0	1	1.0	2	0	1	0	Cincinnati	9.00	0	0	0	1	1.0	2	0	1	0	
0.00	0	0	0	1	1.0	1	0	0	2	Colorado	0.00	0	0	0	3	2.1	1	0	0	4	
—	0	0	0	0	0.0	0	0	0	0	Florida	0.00	0	0	0	2	2.0	1	0	0	1	
0.00	0	0	0	2	0.2	1	0	0	0	Houston	0.00	0	0	0	2	0.2	1	0	0	0	
—	0	0	0	0	0.0	0	0	0	0	Los Angeles	—	0	0	0	0	0.0	0	0	0	0	
0.00	1	0	0	2	1.2	0	0	0	1	Milwaukee	0.00	1	0	0	2	1.2	0	0	0	1	
—	0	0	0	0	0.0	0	0	0	0	New York	0.00	0	0	0	2	1.1	1	0	0	1	
0.00	0	0	0	1	1.0	0	0	0	0	Philadelphia	0.00	0	0	0	4	3.2	1	0	0	6	
—	0	0	0	0	0.0	0	0	0	0	Pittsburgh	—	0	0	0	0	0.0	0	0	0	0	
0.00	0	0	0	1	1.0	0	0	0	0	San Diego	13.50	0	1	0	2	2.2	3	1	4	0	
—	0	0	0	0	0.0	0	0	0	0	San Francisco	63.00	0	0	0	2	1.0	5	1	7	2	
0.00	0	0	0	1	1.0	1	0	0	2	St. Louis	0.00	0	0	0	1	1.0	1	0	0	2	
—	0	0	0	0	0.0	0	0	0	0	Washington	0.00	0	0	0	1	0.2	0	0	0	0	

**Monthly Breakdown**

2007											CAREER										
ERA	W	L	SV	G	IP	H	HR	ER	SO	by MONTH	ERA	W	L	SV	G	IP	H	HR	ER	SO	
—	0	0	0	0	0.0	0	0	0	0	April	63.00	0	0	0	2	1.0	5	1	7	2	
—	0	0	0	0	0.0	0	0	0	0	May	—	0	0	0	0	0.0	0	0	0	0	
0.00	0	0	0	1	1.0	2	0	0	2	June	0.00	0	0	0	1	1.0	2	0	0	2	
4.50	0	0	0	2	2.0	2	0	1	0	July	4.50	0	0	0	2	2.0	2	0	1	0	
0.00	0	0	0	2	2.0	2	0	0	4	August	15.75	0	1	0	4	4.0	7	2	7	4	
0.00	1	0	0	5	3.1	1	0	0	1	September	0.00	1	0	0	15	10.2	4	0	0	11	
—	0	0	0	0	0.0	0	0	0	0	October	0.00	0	0	0	1	1.0	1	0	0	1	

**Pitching Breakdown**

2007											CAREER										
ERA	W	L	SV	G	IP	H	HR	ER	SO	by CATEGORY	ERA	W	L	SV	G	IP	H	HR	ER	SO	
1.93	1	0	0	5	4.2	5	0	1	5	Home	5.00	1	1	0	10	9.0	10	1	5	10	
0.00	0	0	0	5	3.2	2	0	0	2	Road	8.44	0	0	0	15	10.2	11	2	10	10	
0.00	1	0	0	4	3.0	2	0	0	2	Day	9.00	1	1	0	9	8.0	10	1	8	7	
1.69	0	0	0	6	5.1	5	0	1	5	Night	5.40	0	0	0	16	11.2	11	2	7	13	
1.08	1	0	0	10	8.1	7	0	1	7	Grass	6.86	1	1	0	25	19.2	21	3	15	20	
—	0	0	0	0	0.0	0	0	0	0	Turf	—	0	0	0	0	0.0	0	0	0	0	
0.00	0	0	0	2	2.0	2	0	0	2	Pre-ASG	21.00	0	0	0	4	3.0	7	1	7	4	
1.42	1	0	0	8	6.1	5	0	1	5	Post-ASG	4.32	1	1	0	21	16.2	14	2	8	16	
—	0	0	0	0	0.0	0	0	0	0	Starter	—	0	0	0	0	0.0	0	0	0	0	
1.08	1	0	0	10	8.1	7	0	1	7	Reliever	6.86	1	1	0	25	19.2	21	3	15	20	

**Ballpark Breakdown**

	ERA	W	L	S	G	IP	H	HR	ER	SO
AT&T Park	63.00	0	0	0	2	1.0	5	1	7	2
Busch Stadium	0.00	0	0	0	1	1.0	1	0	0	2
Citizens Bank Park	0.00	0	0	0	3	3.0	0	0	0	4
Coors Field	0.00	0	0	0	1	0.1	0	0	0	0
Dolphin Stadium	0.00	0	0	0	2	2.0	1	0	0	1
Minute Maid Park	0.00	0	0	0	2	0.2	1	0	0	0
PETCO Park	0.00	0	0	0	1	1.0	0	0	0	0
RFK Stadium	0.00	0	0	0	1	0.2	0	0	0	0
Shea Stadium	0.00	0	0	0	1	0.2	1	0	0	1
Turner Field	5.00	1	1	0	10	9.0	10	1	5	10
Wrigley Field	81.00	0	0	0	1	0.1	2	1	3	0

**Fielding Statistics**

Pitcher										
Year	Pct.	G	PO	A	E	TC	DP			
2005	1.000	5	0	1	0	1	0			
2006	—	10	0	0	0	0	0			
2007	—	10	0	0	0	0	0			
<b>Totals</b>	<b>1.000</b>	<b>25</b>	<b>0</b>	<b>1</b>	<b>0</b>	<b>1</b>	<b>0</b>			

## Devine's Career Highs

**Low Hit Complete Game:** None  
**Innings Pitched:** 1.2, August 20, 2005 vs. San Diego  
**Hits:** 3 (twice), last: April 8, 2006 at San Francisco  
**Runs:** 4 (twice), last: April 8, 2006 at San Francisco  
**Earned Runs:** 4 (twice), last: April 8, 2006 at San Francisco  
**Walks:** 4, April 8, 2006 at San Francisco

**Strikeouts:** 2 (seven times), last: August 26, 2007 at St. Louis  
**Home Runs:** 1 (three times), last: April 6, 2006 at San Francisco  
**Longest Winning Streak:** 1, September 22, 2007 to present  
**Longest Losing Streak:** 1, August 20, 2005  
**Longest Scoreless Streak:** 7.1, September 2, 2006 to July 7, 2007

## Lenny DiNardo

35

## Left-Handed Pitcher

**Height/Weight:** 6-2 / 208      **Bats/Throws:** Left / Left  
**Birthdate:** September 19, 1979      **Opening Day Age:** 28  
**Birthplace/Resides:** Miami, Florida / Gainesville, Florida  
**Major League Service:** 3 years, 56 days  
**Obtained:** Claimed off waivers from Boston, February 14, 2007  
**Contract Status:** First year of a one-year contract through 2008.



## Career Highlights

After spending parts of three seasons in the Major Leagues with Boston from 2004-06, he had his first full season in the Majors with the A's in 2007...pitched exclusively in relief during his first season with the Red Sox in 2004 but has seen action as both a starter and reliever in his three seasons since then...has 27 career starts and 51 relief appearances in his four seasons in the Majors...has a 5.49 ERA (77 er in 126.1 ip) in 27 career starts and a 3.44 ERA (33 er in 86.1 ip) in 51 career relief appearances...was originally a third round draft pick of the New York Mets in 2001 and was selected by the Red Sox in the Rule 5 draft following the 2003 season.

## 2007 Highlights

Began the season in the A's bullpen but moved into the starting rotation at the end of May and finished the season with an 8-10 record and a 4.11 ERA in 35 games, 20 starts...his first 11 appearances came in relief and he then started in 20 of his 21 appearances from May 29 to September 16 before finishing the season with three appearances out of the bullpen...was 7-8 with a 4.93 ERA and .293 opponents batting average in his 20 starting assignments and 1-2 with a 1.82 ERA in his 15 relief appearances...allowed just one home run in 34.2 relief innings...is one of three pitchers in Oakland history with 20 or more starts and 15 or more relief appearances in one season (Lary Sorensen, 46 G/21 GS in 1984; Doug Johns, 40 G/23 GS in 1996)...was charged with 14 unearned runs, which was fifth most in the American League...opponents grounded into 27 double plays, which was sixth most in the AL...however, he averaged 1.85 grounded into double plays per nine innings, which was the best ratio in the AL and the best in Oakland history, based on a minimum of 100 innings pitched...it was the best by an AL pitcher since Bill Swift had a mark of 1.85 for Seattle in 1988...using the 100 innings pitched minimum, he had the third lowest strikeout to walk ratio (1.18) and strikeout per nine inning average (4.04) in the AL in 2007 as he had 59 strikeouts and 50 walks in 131.1 innings...allowed a .278 opponents batting average, which included a .271 (105 for 387) mark against right-handed hitters and .304 (31 for 102) against lefties...his opponents average increased to .307 with runners in scoring position, although that marked dropped to .190 with RISP and two outs...opponents hit .176 with two outs and .317 with one or no outs...allowed a .263 opponents batting average over his first 60 pitches in a game and .325 after that...was 5-5 with a 3.41 ERA and .247 opponents batting average in 20 appearances in Oakland and 3-5 with a 5.02 ERA and .315 opponents batting average in 15 games on the road...now has a 3.36 career ERA (46 er in 123.1 ip) in his home ballparks and 6.45 (64 er in 89.1 ip) on the road...was 3-5 with a 2.72 ERA in 19 game, seven starts, before the All-Star break and 5-5 with a 5.27 ERA in 16 games, 13 starts, after the break...allowed a .320 average to hitters leading off an inning and opponents are now batting .332 (65 for 196) in his career in that situation...the A's were 10-10 in his 20 starting assignments...tossed six innings or fewer in 17 of his 20 starts, allowed two runs or fewer eight times and walked two batters or fewer 14 times...allowed 2 of 11 (18.2%) inherited runners to score and first batters faced were 4 for 15 (.267) in his relief appearances...tossed at least one inning in 14 of his 15 relief appearances, including five outings of three or more innings...made the A's Opening Day roster and posted a 1.83 ERA in 11 relief appearances before moving into the starting rotation...did not allow a run in seven of those outings...tossed 4.0 shutout innings in relief of Chad Gaudin on April 27 against Tampa Bay and 4.2 scoreless innings in relief of Colby Lewis on May 22 at Chicago...took Lewis' spot in the starting rotation on May 29 against Texas and lost, despite allowing just one earned run in 5.1 innings...then tossed 6.0 shutout innings in each of his next two starts on June 5 and 10 for a career high 12.0 inning scoreless streak...walked a career high six batters on June 5 in a 2-0 win against Boston to become the ninth pitcher in Oakland history to walk six or more batters and not allow a run (last: Zito, September 4, 2000 at Toronto)...singled off Matt Cain in the fifth inning on June 10 at San Francisco for his first Major League hit...was 2-2 with a 1.22 ERA, a 200 opponents batting average and one home run in 37.0 innings over his first 14 games, three starts, through June 10...then went 6-8 with a 5.25 ERA, a .305 opponents batting average and 12 home runs allowed over his final 21 games, 17 starts, beginning on June 16...allowed a home run to Shawn Green on June 22 at New York (NL), snapping a 13-game (four start), 40.2-inning, 165-batters faced streak without allowing a home run dating back to April 14...his one mid-season relief appearance came on July 7 against Seattle when he tossed 6.1 scoreless innings in relief of Rich Harden in a 4-0 A's loss...it matched the longest outing by an A's reliever in 2007 and it was the longest scoreless outing by an A's reliever since Steve Chitren tossed 6.1 scoreless innings on September 16, 1990 against Minnesota...returned to the rotation after Harden returned to the disabled



list and, after a loss on July 13 at Minnesota, he put together a career high five-game winning streak from July 18 to August 19...compiled a 3.67 ERA over that seven start stretch, which included an outing on July 29 at Seattle when he allowed a career high tying seven runs in 3.0 innings...however, ended up with a no decision in a 14-10 A's loss...capped the winning streak by tossing a career high 8.0 innings and allowing just one run on August 19 against Kansas City...then finished the season with a four-game losing streak, posting an 8.28 ERA and a .364 opponents batting average over his final eight games, five starts...tossed 1.2 innings in each of his final two starts on September 9 at Texas and September 16 against Texas...finished the season with three relief appearances (8.2 ip, 10 h, 3 r, 3 er, 1 bb, 5 so).

## Career

**2006**—Was limited to just 13 appearances due to a neck strain...was part of Boston's Opening Day roster for the first time in his three-year Red Sox career and began the season in the bullpen...finished with a 1-2 record and a 7.85 ERA in 13 appearances, including six starts...did not receive a decision and posted a 6.46 ERA in his seven relief appearances compared to a 1-2 record and a 8.75 ERA in his six starts...Boston went 4-2 in his starting assignments...allowed at least one run in five of his seven relief appearances...made a pair of relief appearances before joining Boston's rotation on April 17 vs. Seattle...allowed six hits, two runs and a walk in 5.0 innings of work in the Red Sox 7-6 victory...was touched for 11 runs on 16 hits in 8.0 innings of work over his next two starts before earning his first major league victory on May 7 vs. Baltimore in a 10-3 Red Sox victory...made his next start two weeks later on May 21 at Philadelphia...pitched only two innings before departing with a neck strain...was placed on the disabled list May 24 and missed 92 games until his August 31 activation...was sent on a pair of rehab assignments and combined to make five starts with the Gulf Coast League Red Sox, Double-A Portland and Triple-A Pawtucket...made one start and five relief appearances for the Red Sox in September...provided 3.2 innings of scoreless relief vs. Minnesota on September 19, his longest relief outing of the season...played for the Peoria Javelinas in the Arizona Fall League, going 1-0 with a 2.70 ERA in 10 relief appearances...struck out 16 batters in 13.1 innings of work.

**2005**—Split the year between Boston and Triple-A Pawtucket...had five separate stints with the Red Sox and finished 0-1 with a 1.84 ERA in eight games, one start...struck out 15 batters in 14.2 innings of work and held opponents to a .236 average...was 6-3 with a 3.15 ERA in 23 appearances, 22 starts, at Pawtucket...opened the season with three starts for the PawSox before being recalled for the first time on April 26...was optioned back to Triple-A on May 8, but returned July 4-7...was again recalled for three days July 27-30 and August 20-23...rejoined the Red Sox for the remainder of the season on September 2.

**2004**—Did not receive a decision and posted a 4.23 ERA in 22 relief appearances for the Red Sox after being acquired by Boston in the Rule 5 Draft...opened the year on the 15-day disabled list, missing the first 11 games of the season with a left shoulder strain that sidelined him for much of Spring Training...was activated April 19 and posted no record with a 4.23 ERA in 22 games before returning to the DL on July 9, retroactive to July 5, with a blister on the middle finger of his left hand...was activated on September 16, but did not pitch again...made his major league debut April 23 at Yankee Stadium, retiring the side in order in the ninth inning.

**2003**—Posted a combined record of 4-11 despite a 2.52 ERA in 26 appearances for Single-A St. Lucie and Double-A Binghamton in the New York Mets organization...started the season in St. Lucie but was promoted to Binghamton where he started seven games from June 6-July 11...was selected by the Red Sox in the Major League Rule 5 Draft at the Winter Meetings in New Orleans on December 15.

**2002**—Went 5-5 with one save and a 4.35 ERA in 24 games, 19 starts, with the Mets' Single-A Columbia affiliate...struck out 103 in 101.1 South Atlantic League innings...went 3-0 with one save and a 1.45 ERA through the end of May and 2-5 with a 6.05 ERA the rest of the way.

**2001**—Made his pro debut with New York's short-season Single-A Brooklyn club, going 1-2 with a 2.00 ERA in nine games, five starts...held opponents to a .200 average and no homers, while striking out 40 in 36.0 innings.

## Personal/Miscellaneous

Leonard Edward DiNardo...graduated from Santa Fe (FL) High School in 1998 and pitched three seasons at Stetson University in Deland, Florida.

## Lifetime Pitching Record

Year	Club	W	L	ERA	G	GS	CG	SHO	SV	IP	H	R	ER	HR	HB	BB	IBB	SO	WP	BK
2001	Brooklyn	1	2	2.00	9	5	0	0	0	36.0	26	10	8	0	1	17	0	40	4	0
2002	Columbia	5	5	4.35	24	19	0	0	1	101.1	106	60	49	3	13	56	1	103	11	0
2003	St. Lucie	3	8	2.01	19	13	1	0	1	85.0	64	27	19	1	3	14	0	93	5	0
	Binghamton	1	3	3.60	7	7	1	0	0	40.0	35	19	16	3	4	13	0	36	0	0
2004	Sarasota	0	0	0.00	1	1	0	0	0	3.0	2	0	0	0	0	0	0	2	0	0
	Pawtucket	0	0	0.00	1	1	0	0	0	3.0	3	0	0	0	0	0	0	4	0	0
	BOSTON	0	0	4.23	22	0	0	0	0	27.2	34	17	13	1	2	12	1	21	1	0
	GCL Red Sox	0	0	0.00	2	1	0	0	0	3.0	3	0	0	0	0	0	0	5	0	0
	Portland	1	0	9.53	3	0	0	0	0	5.2	8	6	6	1	0	1	0	4	1	0
2005	Pawtucket	6	3	3.15	23	22	0	0	0	108.2	109	51	38	7	10	35	0	93	1	3
	BOSTON	0	1	1.84	8	1	0	0	0	14.2	13	6	3	1	0	5	1	15	1	0
2006	BOSTON	1	2	7.85	13	6	0	0	0	39.0	61	35	34	6	1	20	1	17	1	0
	Pawtucket	0	0	12.00	2	2	0	0	0	3.0	5	4	4	1	0	1	0	2	0	0
	GCL Red Sox	0	0	0.00	2	2	0	0	0	4.2	2	1	0	0	0	0	0	4	0	0
	Portland	0	1	31.50	1	1	0	0	0	2.0	7	7	7	2	0	2	0	2	0	0
2007	OAKLAND	8	10	4.11	35	20	0	0	0	131.1	136	74	60	13	3	50	2	59	2	0
	<b>ML Totals</b>	<b>9</b>	<b>13</b>	<b>4.66</b>	<b>78</b>	<b>27</b>	<b>0</b>	<b>0</b>	<b>0</b>	<b>212.2</b>	<b>244</b>	<b>132</b>	<b>110</b>	<b>21</b>	<b>6</b>	<b>87</b>	<b>5</b>	<b>112</b>	<b>5</b>	<b>0</b>

**Career Transactions**

**2001** — Selected by the New York Mets in the third round of the June draft. **2003** — Selected by the Boston Red Sox in the Major League Rule 5 Draft, December 15. **2004** — On disabled list, April 4 to 18; included rehabilitation assignments to Sarasota, April 8 to 14, and Pawtucket, April 15 to 17. On disabled list July 5 to September 15; included rehabilitation assignments to Gulf Coast Red Sox, August 17 to 21, and Portland, August 22 to September 14. **2006** — On disabled list, May 22 to August 30; included rehabilitation assignments to Pawtucket, July 14, Gulf Coast Red Sox, August 16 to 21, Portland, August 22 to 25, and Pawtucket August 26 to 30. **2007** — Claimed off waivers by Oakland Athletics, February 14.

**vs. The American League**

2007 ERA	W	L	SV	G	IP	H	HR	ER	SO	CAREER vs. TEAM	ERA	W	L	SV	G	IP	H	HR	ER	SO
1.04	1	0	0	2	8.2	5	0	1	1	Boston	1.04	1	0	0	2	8.2	5	0	1	1
1.69	1	0	0	3	10.2	8	1	2	4	Chicago	3.65	1	0	0	4	12.1	13	2	5	4
3.68	1	0	0	3	7.1	9	1	3	3	Cleveland	2.84	1	0	0	6	12.2	13	1	4	6
—	0	0	0	0	0.0	0	0	0	0	Detroit	0.00	0	0	0	1	0.1	0	0	0	1
1.64	2	0	0	4	11.0	6	0	2	7	Kansas City	2.25	2	0	0	5	12.0	8	0	3	7
3.86	1	2	0	4	23.1	21	3	10	11	Los Angeles	4.56	1	2	0	5	23.2	23	3	12	11
3.60	0	1	0	1	5.0	8	0	2	0	Minnesota	2.08	0	1	0	2	8.2	12	0	2	1
3.00	0	1	0	1	3.0	3	1	1	1	New York	4.05	0	1	0	4	6.2	7	1	3	5
—	0	0	0	0	0.0	0	0	0	0	Oakland	0.00	0	0	0	3	3.0	3	0	0	4
6.52	0	0	0	3	9.2	10	1	7	5	Seattle	5.52	0	0	0	5	14.2	16	1	9	6
9.00	0	1	0	2	6.0	10	1	6	4	Tampa Bay	6.46	0	1	0	6	15.1	19	3	11	12
5.16	2	2	0	6	22.2	23	1	13	12	Texas	4.50	2	2	0	8	28.0	28	2	14	15
7.36	0	1	0	2	7.1	12	3	6	5	Toronto	8.87	0	2	0	10	22.1	37	5	22	11

**vs. The National League**

2007 ERA	W	L	SV	G	IP	H	HR	ER	SO	CAREER vs. TEAM	ERA	W	L	SV	G	IP	H	HR	ER	SO
—	0	0	0	0	0.0	0	0	0	0	Colorado	0.00	0	0	0	1	1.0	2	0	0	1
3.38	0	1	0	1	5.1	7	1	2	0	New York	3.38	0	1	0	1	5.1	7	1	2	0
—	0	0	0	0	0.0	0	0	0	0	Philadelphia	14.73	0	1	0	2	3.2	11	0	6	4
12.27	0	1	0	1	3.2	7	0	5	1	St. Louis	12.27	0	1	0	1	3.2	7	0	5	1
—	0	0	0	0	0.0	0	0	0	0	San Diego	5.40	0	0	0	2	1.2	4	0	1	0
0.00	0	0	0	2	7.2	7	0	0	5	San Francisco	0.00	0	0	0	3	8.2	7	0	0	8

**Monthly Breakdown**

2007 ERA	W	L	SV	G	IP	H	HR	ER	SO	CAREER by MONTH	ERA	W	L	SV	G	IP	H	HR	ER	SO
1.72	1	1	0	7	15.2	11	0	3	10	May	3.60	2	2	0	23	40.0	40	1	16	28
3.12	2	2	0	5	26.0	25	2	9	9	June	3.82	2	2	0	11	33.0	38	2	14	16
4.15	2	2	0	6	30.1	32	2	14	13	July	3.94	2	2	0	7	32.0	33	2	14	15
4.78	3	1	0	6	32.0	36	6	17	12	August	5.29	3	1	0	7	32.1	38	6	19	12
7.50	0	3	0	6	18.0	24	2	15	10	September	6.18	0	4	0	16	43.2	53	5	30	23
—	0	0	0	0	0.0	0	0	0	0	October	0.00	0	0	0	1	1.0	1	0	0	2

**Pitching Breakdown**

2007 ERA	W	L	SV	G	IP	H	HR	ER	SO	CAREER by CATEGORY	ERA	W	L	SV	G	IP	H	HR	ER	SO
5.02	3	5	0	15	57.1	70	7	32	24	Road	6.45	3	7	0	34	89.1	122	11	64	46
3.99	2	2	0	15	49.2	45	3	22	27	Day	5.70	3	4	0	32	79.0	91	6	50	48
4.19	6	8	0	20	81.2	91	10	38	32	Night	4.04	6	9	0	46	133.2	153	15	60	64
3.76	8	8	0	33	124.1	120	12	52	59	Grass	3.90	9	10	0	69	193.2	203	17	84	104
10.29	0	2	0	2	7.0	16	1	8	0	Turf	12.32	0	3	0	9	19.0	41	4	26	8
2.72	3	5	0	19	59.2	55	4	18	32	Pre-ASG	4.03	4	7	0	50	114.0	131	9	51	70
5.27	5	5	0	16	71.2	81	9	42	27	Post-ASG	5.38	5	6	0	28	98.2	113	12	59	42
4.93	7	8	0	20	96.2	108	12	53	37	Starter	5.49	8	11	0	27	126.1	153	16	77	54
1.82	1	2	0	15	34.2	28	1	7	22	Reliever	3.44	1	2	0	51	86.1	91	5	33	58

FRONT OFFICE  
2008 ATHLETICS  
REVIEW  
RECORDS  
HISTORY  
OPPONENTS  
PLAYER DEVELOPMENT  
MISCELLANEOUS

## Ballpark Breakdown

	ERA	W	L	S	G	IP	H	HR	ER	SO
Angel Stadium of Anaheim	4.85	1	1	0	3	13.0	13	2	7	5
AT&T Park	0.00	0	0	0	2	7.0	4	0	0	8
Camden Yards	12.27	0	0	0	1	3.2	7	0	5	0
Citizens Bank Park	18.00	0	1	0	1	2.0	7	0	4	2
Comerica Park	0.00	0	0	0	1	0.1	0	0	0	1
Coors Field	0.00	0	0	0	1	1.0	2	0	0	1
Fenway Park	3.29	1	1	0	25	52.0	59	4	19	32
Jacobs Field	2.16	1	0	0	3	8.1	7	1	2	3
Kauffman Stadium	0.00	0	0	0	1	1.0	0	0	0	2
McAfee Coliseum	3.41	5	5	0	20	74.0	66	6	28	35
Metrodome	3.60	0	1	0	1	5.0	8	0	2	0
Rangers Ballpark in Arlington	5.14	1	1	0	5	14.0	19	2	8	8
Rogers Centre	31.91	0	1	0	4	3.2	16	1	13	1
Safeco Field	21.00	0	0	0	1	3.0	7	1	7	0
Shea Stadium	3.38	0	1	0	1	5.1	7	1	2	0
Tropicana Field	9.58	0	1	0	4	10.1	17	3	11	7
Turner Field	0.00	0	0	0	1	1.2	1	0	0	2
U.S. Cellular Field	0.00	0	0	0	1	4.2	1	0	0	3
Yankee Stadium	6.75	0	0	0	2	2.2	3	0	2	2

## Fielding Statistics

Pitcher		Year	Pct.	G	PO	A	E	TC	DP
		2004	.778	22	4	3	2	9	0
		2005	1.000	8	0	2	0	2	0
		2006	.750	13	0	6	2	8	1
		2007	.889	35	1	15	2	18	0
<b>Totals</b>		<b>.838</b>	<b>78</b>	<b>5</b>	<b>26</b>	<b>6</b>	<b>37</b>	<b>1</b>	

## DiNardo's Career Highs

**Low Hit Complete Game:** None

**Innings Pitched:** 8.0, August 19, 2007 vs. Kansas City. As reliever: 6.1, July 7, 2007 vs. Seattle

**Fewest Innings Pitched, Starter:** 1.2 (twice), last: September 16, 2007 vs. Texas

**Hits:** 10, April 22, 2006 at Toronto. As reliever: 6, April 12, 2006 vs. Toronto

**Runs:** 7 (three times), last: September 9, 2007 at Texas. As reliever: 4, September 24, 2006 at Toronto

**Earned Runs:** 7 (twice), last: July 29, 2007 at Seattle. As reliever: 4, September 24, 2006 at Toronto

**Walks:** 6, June 5, 2007 vs. Boston. As reliever: 4, September 2, 2006 vs. Toronto

**Strikeouts:** 6, September 2, 2005 vs. Baltimore. As reliever: 5, July 7, 2007 vs. Seattle

**Home Runs:** 2 (three times), last: September 4, 2007 at Los Angeles (AL). As reliever: 1 (five times), last: April 14, 2007 vs. New York (AL)

**Longest Winning Streak:** 5, July 18 to August 19, 2007

**Longest Losing Streak:** 4, August 24 to September 29, 2007

**Longest Scoreless Streak:** 12.0, June 5 to 10, 2007

## DiNardo's 2007 Starts

Date	Opponent	Score	Dec	ERA*	IP	H	R	ER	BB	SO	HR	#PIT
May 29	Texas	0-4	L	1.80	5.1	4	4	1	2	3	0	82
June 5	Boston	2-0	W	1.45	6.0	2	0	0	6	0	0	89
June 10	at San Francisco	2-0	—	1.22	6.0	4	0	0	2	5	0	85
June 16	St. Louis	6-15	L	2.21	3.2	7	5	5	2	1	0	77
June 22	at New York (NL)	1-9	L	2.35	5.1	7	6	2	1	0	1	68
June 27	at Cleveland	13-7	W	2.47	5.0	5	2	2	3	3	1	106
July 2	Toronto	7-11	L	3.04	2.1	8	6	4	1	3	1	60
July 13	at Minnesota	3-5	L	2.78	5.0	8	3	2	2	0	0	83
July 18	Texas	6-0	W	2.51	7.0	3	0	0	0	3	0	84
July 24	at Los Angeles (AL)	4-3	W	2.41	6.2	3	1	1	1	2	0	93
July 29	at Seattle	10-14	—	3.10	3.0	7	7	7	2	0	1	68
Aug. 3	Los Angeles (AL)	8-4	—	3.19	6.0	5	3	3	2	2	1	95
Aug. 8	at Texas	6-3	W	3.28	6.0	8	3	3	3	4	1	91
Aug. 14	Chicago (AL)	4-3	W	3.29	5.0	6	2	2	3	1	1	98
Aug. 19	Kansas City	6-1	W	3.13	8.0	5	1	1	0	3	0	85
Aug. 24	at Tampa Bay	2-12	L	3.57	2.0	8	6	6	1	0	1	53
Aug. 29	Toronto	5-4 (11)	—	3.57	5.0	4	2	2	4	2	2	91
Sept. 4	at Los Angeles (AL)	3-4	L	3.70	6.0	8	4	4	2	3	2	90
Sept. 9	at Texas	9-12	L	3.87	1.2	4	7	3	2	1	0	53
Sept. 16	Texas	9-11	—	4.18	1.2	2	5	5	4	1	0	51

\*indicates overall ERA

# Justin Duchscherer

58

## Right-Handed Pitcher

**Height/Weight:** 6-2 / 201**Bats/Throws:** Right / Right**Birthdate:** November 19, 1977**Opening Day Age:** 30**Birthplace/Resides:** Aberdeen, South Dakota / Chandler, Arizona**Major League Service:** 4 years, 51 days**Obtained:** Acquired from the Texas Rangers for Luis Vizcaino, March 18, 2002**Contract Status:** First year of a one-year contract through 2008.

## Career Highlights

Completed his sixth season in the Major Leagues in 2007, his fifth with the As...has made 197 career appearances, all but five of which have come in relief...has pitched exclusively out of the bullpen since 2004, including 2005 when he was named to the American League All-Star team...did not pitch in the game...saved nine games in 2006 during a stint as the closer while Huston Street was on the disabled list...was named Pacific Coast League Pitcher of the Year in 2003 after leading the league with 14 wins...made his As debut on September 9 of that year, the same day his wife Michele gave birth to the couple's first child...was originally drafted by Boston in the 8th round in 1996 and was traded to Texas in 2001 where he made his ML debut...was traded to the As during the spring of 2002.

## 2007 Highlights

Appeared in just 17 games before going on the disabled list in the middle of May with a strained right hip...had season ending surgery on the hip on July 11...was 3-3 with two blown saves and a 4.96 ERA...the ERA was his highest since posting a 12.27 ERA in five games during his first season in 2001 with Texas...allowed a .281 opponents batting average, a .351 on-base percentage and a .563 slugging percentage, which were also his highest figures since 2001 (.353/.421/.676)...his batting average broke down to .176 (6 for 34) against right-handers and .400 (12 for 30) against left-handers...however, allowed all three of his home runs to right-handed hitters...opponents were just 1 for 20 (.050) with runners in scoring position, including 0 for 10 with RISP and two outs...has allowed a .133 (8 for 60) average with RISP over the last two years, including .091 (3 for 33) with RISP and two outs...allowed 2 of 7 (28.6%) inherited runners to score and first batters faced were 3 for 16 (.188)...has allowed a .132 (9 for 68) batting average to first batters faced over the last two years...tossed at least one inning in 13 of his 17 outings and his only outing over 1.0 innings came on April 5 at Los Angeles when he tossed 1.2 scoreless innings...was charged with his first blown save of the season in that game but later picked up the win in the As 4-3 victory...did not allow a run in three outings and 3.2 innings against Los Angeles in 2007 and now has a 16-game, 20.1-inning scoreless streak against the Angels dating back to April 23, 2005...has a 1.21 ERA (5 er in 37.1 ip) in 22 career outings against Los Angeles...did not allow a run over a six-game stretch from April 24 to May 5 (5.1 ip)...picked up the win in consecutive outings on May 1 at Boston and May 4 at Tampa Bay, tossing a scoreless inning in each outing...first batters faced were 1 for their last 11 and he made his final appearance on May 14 against Kansas City (1.0 ip, 3 h, 2 r, 2 er)...was placed on the DL on May 22 retroactive to May 15, his second career stint on the DL...made one rehab start at Single-A Stockton on May 28 (1.0 ip, 1 so) before returning to the DL...Dr. Thomas Byrd in Nashville, Tennessee performed surgery on the hip on July 11 and Duchscherer was transferred to the 60-day DL the next day...missed the As' final 125 games.

## Career

**2006**—Was the As closer while Huston Street was on the disabled list late in the season and ended up saving a career high nine games, which tied for 15th in the American League...was 2-1 with a 2.91 ERA but he appeared in just 53 games as he missed 42 games while on the DL with right elbow tendinitis...first batters faced were 6 for 52 (.115) with one walk...the batting average was the lowest in the Majors and third lowest by an Oakland pitcher since 1974...issued just nine walks in 55.2 innings, an average of 1.46 per nine innings...that ranked third lowest among AL relievers...it was seventh lowest in Oakland history and the lowest by a pitcher not named Dennis Eckersley...struck out 51 for a strikeout to walk ratio of 5.67 to 1...that ranked fourth best among AL relievers and tied for eighth highest in Oakland history...was 9 for 11 (81.8%) in save opportunities and allowed just 3 of his 22 (13.6%) inherited runners to score...allowed a .244 opponents batting average, which broke down to .241 against right-handers and .248 against left-handers...allowed three of his four home runs against righties...his opponents average dropped to .175 with runners in scoring position, including .130 with RISP and two outs...converted all seven of his save opportunities and had a 1.96 ERA and .191 opponents batting average in 35 outings at night...was 2 for 4 in saves with a 4.74 ERA and .329 opponents batting average in 18 outings during the day...had a 1.19 ERA in 20 outings against AL West teams and a 4.09 ERA in 33 outings against everyone else...tossed at least one inning in 42 of his 53 outings, including a season high 2.0 innings five times...did not allow an earned run in eight outings (9.0 ip, 2 r) during the spring and then began the regular season by holding the opposition scoreless over his first seven outings (8.0 ip)...that gave him a career high 14.0 inning scoreless streak dating back to September 24, 2005...had a win and two saves over a three-day stretch from April 24 to May 1 while Street missed time with an injury...had a 2.20 ERA in 15 games when he was placed on the 15-day disabled list on May 13, retroactive to May 7 with right elbow tendinitis...it was his first career stint on the DL...missed 42 games and made two rehab appearances with Triple-A Sacramento (2.0 ip, 2 h, 1 so) before he was reinstated from the DL on June 23...was ejected from the game on July 25 against Boston by Mark Wegner...went 24 games, 24.2 innings and 91 batters from July 27 to September 20 without issuing a walk...allowed just one home run over his first 29 games and 32.2 innings through August 1...then allowed three home runs over his final 24 games and 23.0 innings...allowed back-to-back singles to the first batter he faced on August 4 and 6 at Seattle but then retired each of his next 19 first batters...was 5 for 5 in save opportunities over a five-game stretch from August 19 to September 8 while Street was on the DL...picked up the save in five consecutive outings from August 21 to September 6...that included his first career six-out save on September 6 against Texas...had a 0.77 ERA in 13 outing in September, his lowest one month ERA in 2006...posted a 2.25 ERA in two postseason appearances, both in the ALDS against Minnesota.

**2005**—Was named to his first American League All-Star team as the A's lone representative after an outstanding first half of the season but did not pitch in the game...went 4-1 with four saves and a 1.49 ERA in 35 games before the All-Star break and then went 3-3 with one save and a 3.13 ERA in 30 outings after the break...was a combined 7-4 with five saves, two blown saves and a 2.21 ERA in 65 relief appearances overall...the saves were the first of his career...also had career highs in appearances and strikeouts (85) and matched his best in wins...his ERA and .215 opponents batting average were the lowest of his career...ranked second among American League relievers in innings pitched (85.2), tied for fourth in wins, fifth in strikeouts and sixth in ERA...had the best strikeout to walk ratio among AL relievers (4.47 to 1) and the fifth fewest walks per nine innings (2.00)...allowed 48.4% (15 of 31) of his inherited runners to score which tied for fourth highest in the AL...his .215 opponents batting average broke down to .225 against left-handed hitters and .208 against right-handers...however, his opponents average increased to .324 with runners in scoring position...first batters faced were 16 for 61 (.262) with three walks...compiled a 1.23 ERA and .173 opponents batting average in 16 outings when pitching on no days rest...had three months with an ERA under 2.00 (0.57 in April, 1.56 in June and 1.72 in August)...tossed at least one inning in 57 of his 65 appearances, including two or more 16 times...did not allow an earned run in 28 of his 31 outings over the first three months of the season...picked up the win in consecutive games on April 26 and 27 against Chicago to extend his career high tying winning streak to four consecutive games dating back to September 13, 2004...did not pitch over a 12-game stretch from May 10 to 24 because of back problems...had a 0.96 ERA over his first 21 outings before allowing three runs in 2.0 innings on June 11 at Atlanta...had a season best 12.2-inning scoreless streak from June 11 to July 2...had a stint as the A's closer during that stretch while Huston Street was sidelined by a strained left hamstring from June 15 to 27...recorded four saves in five chances over that span, including his first Major League save on June 18 against Philadelphia...appeared in the 100th game of his career on July 20 at Los Angeles...had his ERA under 2.00 as late as August 29 when it was 1.77...then posted a 4.97 ERA in 12 outings in September...struck out four batters in 2.1 innings on September 16 at Boston, matching his most strikeouts in his career as a reliever...struck out four again in his final outing on October 2 at Seattle (2.0 ip).

**2004**—Was the long man in the A's bullpen as he tossed 96.1 innings in 53 appearances, all in relief...ranked second among American League relievers in innings pitched...tossed two or more innings in 22 of his 53 outings, including three or more nine times...tossed a season high 5.0 innings three times: April 23 vs. Anaheim, May 11 at Detroit and August 27 against Tampa Bay...was 7-6 with two blown saves and a 3.27 ERA...tied for fourth among AL relievers in wins and was tied for fifth in losses...tied for the lead among AL rookies in ERA (Madritsch, SEA) and ranked third in wins...allowed 12 of 42 (28.6%) inherited runners to score and first batters faced were 14 for 46 (.304) with five walks, a hit by pitch and a sacrifice fly...opponents batted .241 which broke down to .247 against left-handers and .235 against right-handers...his opponents average dropped to .194 with runners in scoring position, including .108 with RISP and two outs...posted an ERA under 2.00 in three months as he had a 1.93 ERA in April, 1.06 in May and 1.83 in July...balked in the winning run in the bottom of the 14th inning in the A's 2-1 loss at Seattle on April 19...had a 13.1 inning scoreless streak from May 7 to 29...won his fourth consecutive decision on July 3 at San Francisco, giving him a career high winning streak that began on May 11.

**2003**—Was named Pacific Coast League Pitcher of the Year after posting a 14-2 record and a 3.25 ERA in 24 games, 23 starts, at Triple-A Sacramento...led the PCL in wins and ranked fourth in ERA...was recalled to Oakland on September 8, was placed in the A's starting rotation and went 1-1 with a 3.31 ERA in four games, three starts...made his A's debut on September 9, the same day his wife Michele gave birth to the couple's first child in Trenton, New Jersey...tossed a career high seven shutout innings and struck out a career high six to defeat Anaheim, 8-1...left prior to the end of the game to join his wife in New Jersey and returned to the A's for a start in Texas on September 14...spent the entire regular season at Sacramento and led the River Cats in wins and ERA...ranked second in the A's farm system in wins and was seventh in ERA...walked just 18 batters in 155.0 innings for an average of 1.05 per nine innings...struck out 117 for a strikeout to walk ratio of 6.5 to 1...finished the regular season with an 11-game winning streak...then made one postseason start for the River Cats on September 3, a win in Game 1 of the PCL Semi-Finals at Edmonton (6.0 ip, 1 h, 1 bb, 4 so)...was named to the PCL squad for the Triple-A All-Star Game and was the starting pitcher (2.0 ip, 2 h, 2 r)...was a perfect 10-0 with a 3.20 ERA in 14 games, 13 starts at Sacramento's home ballpark...was named PCL Pitcher of the Week for the week of April 28 to May 4 after defeating Memphis on May 2 (8.0 ip, 2 h, 3 so)...was on the disabled list from May 21 to 29 with a sprained left ankle...pitched for the USA Olympic Qualifying Team following the season and was 1-1 with a 3.21 ERA in four games, three starts, during an exhibition schedule in the Arizona Fall League...did not pitch during the Olympic Qualifying Tournament in Panama.

**2002**—Was limited to just 14 appearances in his first season in the A's organization as he spent three months of the season on the Sacramento disabled list...was disabled from April 27 to June 30 and August 5 to September 9, both times with a strained lower back...was 2-4 with a 5.57 ERA in 14 games, 11 starts...recorded all of his decisions and posted a 6.00 ERA in his 11 starts, compared to a 3.00 ERA in three relief appearances...opponents hit .283 but that jumped to .418 with runners in scoring position...was in the Texas Rangers camp during spring training but was optioned to Triple-A Oklahoma on March 11 before appearing in a spring game...was dealt to the A's on March 18 for Luis Vizcaino and opened the year at Triple-A Sacramento...made five starts in April before his first stint on the disabled list and was 0-2 with a 7.40 ERA...made one start following his return from the disabled list on June 29 in the second game of a doubleheader at Portland but was moved to the bullpen following that outing...made three relief appearances from July 2 to 11 and was moved back into the starting rotation on July 15...went 2-2 with a 5.72 ERA over his final five starts before finishing the season on the disabled list.

**2001**—Was 1-1 with an 8.71 ERA in two starts and 0-0 with a 20.77 ERA in three relief appearances in two stints with the Rangers...was selected from Tulsa on July 23 and made his Major League debut in a start on July 25 (game 1) versus Baltimore...was a 6-5 winner (6.2 ip, 6 h, 4 r, 4 er, 1 bb, 5 so)...was optioned to Oklahoma between games of that doubleheader...was recalled by Texas on September 4 and had an 18.00 ERA in four games...tied a club record by hitting three batters on September 25 vs. Seattle...opponents hit .353, including .375 by left-handed batters and .321 by right-handers...combined to go 13-6 with a 2.47 ERA with 176 strikeouts in 25 starts for Trenton, Tulsa, and Oklahoma...held the opposition to a .218 batting average...began the season with Boston's Trenton club and had the Eastern League's sixth lowest ERA (2.44) at the time of the trade...was traded to the Texas organization on June 12 and went 4-0 with a 2.08 ERA in six starts at Tulsa...was sent to Oklahoma after his July 25 start in Texas...at the end of Rangers' season, he joined Peoria in the Arizona Fall League and was 1-0 with a 1.50 ERA and 23 strikeouts in six starts.

**2000**—Spent the entire season at Trenton, tying for third in the Eastern League in shutouts (2) and compiling the ninth lowest ERA (3.39)...had the league's fifth best ratios for fewest walks (2.13) and baserunners (10.99) per nine innings...led the Thunder in starts (24), shutouts (2), innings (143.1), and strikeouts (126) and tied for first in wins (7) and complete games (2)...was selected as Trenton's pitcher of the year.

**1999**—Combined to go 11-7 with a 3.35 ERA in 26 games with Augusta and Sarasota...was the Red Sox Minor League Pitcher of the Month in April, going 2-0 with a 0.35 ERA in four starts at Augusta...earned South Atlantic League pitcher of the week honors, April 12-18...had allowed just one run in 41 innings in his six starts at Augusta when he was promoted to Sarasota on May 10.

**1998**—Topped Michigan in starts (26)...worked the first six innings of a 3-0 shutout on August 29 vs. West Michigan...pitched for Delmarva in the Maryland Fall League (3-1, 2.05 ERA in six games) and also went to the Florida Instructional League.

**1997**—Went a combined 3-4 with a 3.15 ERA in 14 games, 12 starts with the Gulf Coast Red Sox and Michigan...fanned 78 in 68.2 innings...led the Gulf Coast squad in starts (8) and was second in strikeouts (59) during an August promotion to Michigan.

**1996**—Made his pro debut with the Gulf Coast Red Sox and was 0-2 with a save and a 3.13 ERA in 13 games, eight starts...went to Instructional League that fall.

**Personal/Miscellaneous**

Justin Craig Duchscherer...name is pronounced DUKE-sheer...graduated from Coronado High School in Lubbock, Texas in 1996 where he played baseball, basketball, and tennis...also played Little League, Pony League, and Colt League baseball...was originally signed by Boston scout Luke Wrenn...his uncle, Baxter McAlister played minor league baseball in the Houston Astros organization...hosted the "Battle of the Bay" Video game challenge during Spring Training in 2006 and 2007 which raised funds for The National Multiple Sclerosis Society Arizona Chapter...wife's named is Michele...their first child, Evan Jacob, was born the day he made his AS debut, September 9, 2003.

**Lifetime Pitching Record**

Year	Club	W	L	ERA	G	GS	CG	SHO	SV	IP	H	R	ER	HR	HB	BB	IBB	SO	WP	BK
1996	GCL Red Sox	0	2	3.13	13	8	0	0	1	54.2	52	26	19	0	3	14	0	45	4	6
1997	GCL Red Sox	2	3	1.81	10	8	0	0	0	44.2	34	18	9	0	3	17	0	59	5	4
	Michigan	1	1	5.63	4	4	0	0	0	24.0	26	17	15	1	3	10	0	19	0	0
1998	Michigan	7	12	4.79	30	26	0	0	0	142.2	166	87	76	9	13	47	3	106	7	1
1999	Augusta	4	0	0.22	6	6	0	0	0	41.0	21	1	1	0	0	8	0	39	1	0
	Sarasota	7	7	4.49	20	18	0	0	0	112.1	101	62	56	14	12	30	0	105	5	0
2000	Trenton	7	9	3.39	24	24	2	2	0	143.1	134	59	54	7	6	35	1	126	6	1
2001	Trenton	6	3	2.44	12	12	1	1	0	73.2	49	25	20	6	5	14	1	69	0	0
	Tulsa	4	0	2.08	6	6	1	0	0	43.1	39	14	10	3	2	10	0	55	0	0
	TEXAS	1	1	12.27	5	2	0	0	0	14.2	24	20	20	5	4	4	0	11	1	0
	Oklahoma	3	3	2.84	7	7	1	1	0	50.2	48	20	16	6	4	10	0	52	0	0
2002	Sacramento	2	4	5.57	14	11	0	0	0	63.0	73	45	39	7	2	17	0	52	1	0
2003	Sacramento	14	2	3.25	24	23	0	0	0	155.0	151	59	56	12	2	18	0	117	2	0
	OAKLAND	1	1	3.31	4	3	0	0	0	16.1	17	7	6	1	2	3	0	15	0	0
2004	OAKLAND	7	6	3.27	53	0	0	0	0	96.1	85	37	35	13	5	32	6	59	1	1
2005	OAKLAND	7	4	2.21	65	0	0	0	5	85.2	67	25	21	7	2	19	3	85	2	0
2006	OAKLAND	2	1	2.91	53	0	0	0	9	55.2	52	18	18	4	1	9	0	51	3	0
	Sacramento	0	0	0.00	2	1	0	0	0	2.0	2	0	0	0	0	0	0	1	0	0
2007	OAKLAND	3	3	4.96	17	0	0	0	0	16.1	18	9	9	3	0	8	3	13	0	0
	Stockton	0	0	0.00	1	1	0	0	0	1.0	0	0	0	0	0	0	0	1	0	0
<b>ML Totals</b>		<b>21</b>	<b>16</b>	<b>3.44</b>	<b>197</b>	<b>5</b>	<b>0</b>	<b>0</b>	<b>14</b>	<b>285.0</b>	<b>263</b>	<b>116</b>	<b>109</b>	<b>33</b>	<b>14</b>	<b>75</b>	<b>12</b>	<b>234</b>	<b>7</b>	<b>1</b>

**Career Transactions**

**1996** — Selected by the Boston Red Sox organization in the 8th round of the free agent draft, June 4. **2001** — Traded to the Texas Rangers organization for catcher Doug Mirabelli, June 12. **2002** — Traded to the Oakland Athletics for Luis Vizcaino, March 18. **2006** — On disabled list, May 7 to June 23; included rehabilitation assignment to Sacramento, June 19 to 23. **2007** — On disabled list, May 15 to end of season; included rehabilitation assignment to Stockton, May 28 to 29.

**Division Series Record**

Year	Club/Opp.	W	L	ERA	G	GS	CG	SHO	SV	IP	H	R	ER	HR	HB	BB	IBB	SO	WP	BK
2006	OAK vs. MIN	0	0	2.25	2	0	0	0	0	4.0	1	1	1	1	0	0	0	4	0	0

**League Championship Series Record**

Year	Club/Opp.	W	L	ERA	G	GS	CG	SHO	SV	IP	H	R	ER	HR	HB	BB	IBB	SO	WP	BK
2006	OAK vs. DET	(Did not pitch)																		

**All-Star Game Record**

Year	Club/Site	W	L	ERA	G	GS	CG	SHO	SV	IP	H	R	ER	HR	HB	BB	IBB	SO	WP	BK
2005	A.L./Det.	(Did not pitch)																		

**vs. The American League**

2007 ERA	W	L	SV	G	IP	H	HR	ER	SO	CAREER vs. TEAM	ERA	W	L	SV	G	IP	H	HR	ER	SO
0.00	0	0	0	1	1.0	1	0	0	0	Baltimore	2.87	1	0	1	8	15.2	13	3	5	9
0.00	1	0	0	1	1.0	1	0	0	1	Boston	2.66	1	0	1	13	20.1	13	1	6	23
9.00	0	0	0	2	2.0	2	1	2	4	Chicago	2.76	3	1	1	13	16.1	13	1	5	16
0.00	0	0	0	1	1.0	1	0	0	1	Cleveland	6.48	0	2	0	9	8.1	11	3	6	13
—	0	0	0	0	0.0	0	0	0	0	Detroit	3.18	2	2	0	9	17.0	17	2	6	12
13.50	0	2	0	2	2.0	5	2	3	0	Kansas City	8.68	1	2	0	9	9.1	14	3	9	4
0.00	1	0	0	3	3.2	1	0	0	2	Los Angeles	1.21	5	0	1	22	37.1	24	1	5	26
—	0	0	0	0	0.0	0	0	0	0	Minnesota	4.73	0	2	0	8	13.1	16	2	7	11
0.00	0	0	0	1	1.0	2	0	0	0	New York	6.75	0	1	0	7	8.0	11	2	6	9
—	0	0	0	0	0.0	0	0	0	0	Oakland	9.00	0	0	0	1	1.0	1	1	1	0
13.50	0	0	0	1	0.2	1	0	1	0	Seattle	4.24	0	4	2	29	40.1	42	2	19	38
0.00	1	0	0	4	3.1	2	0	0	4	Tampa Bay	0.75	2	0	0	18	24.0	15	2	2	20
40.50	0	1	0	1	0.2	2	0	3	1	Texas	3.94	3	1	4	23	32.0	31	3	14	23
—	0	0	0	0	0.0	0	0	0	0	Toronto	1.96	1	0	1	10	18.1	10	3	4	11

**vs. The National League**

2007 ERA	W	L	SV	G	IP	H	HR	ER	SO	CAREER vs. TEAM	ERA	W	L	SV	G	IP	H	HR	ER	SO
—	0	0	0	0	0.0	0	0	0	0	Arizona	9.00	0	0	0	1	1.0	2	0	1	1
—	0	0	0	0	0.0	0	0	0	0	Atlanta	9.00	0	1	0	2	3.0	5	2	3	4
—	0	0	0	0	0.0	0	0	0	0	Chicago	—	0	0	0	0	0.0	0	0	0	0
—	0	0	0	0	0.0	0	0	0	0	Cincinnati	16.20	0	0	0	1	1.2	4	2	3	1
—	0	0	0	0	0.0	0	0	0	0	Colorado	—	0	0	0	0	0.0	0	0	0	0
—	0	0	0	0	0.0	0	0	0	0	Florida	—	0	0	0	0	0.0	0	0	0	0
—	0	0	0	0	0.0	0	0	0	0	Houston	—	0	0	0	0	0.0	0	0	0	0
—	0	0	0	0	0.0	0	0	0	0	Los Angeles	—	0	0	0	0	0.0	0	0	0	0
—	0	0	0	0	0.0	0	0	0	0	Milwaukee	—	0	0	0	0	0.0	0	0	0	0
—	0	0	0	0	0.0	0	0	0	0	New York	0.00	1	0	0	1	2.0	0	0	0	1
—	0	0	0	0	0.0	0	0	0	0	Philadelphia	0.00	0	0	2	2	1.2	1	0	0	2
—	0	0	0	0	0.0	0	0	0	0	Pittsburgh	3.86	0	0	0	2	2.1	4	0	1	0
—	0	0	0	0	0.0	0	0	0	0	St. Louis	27.00	0	0	0	1	0.2	4	0	2	0
—	0	0	0	0	0.0	0	0	0	0	San Diego	18.00	0	0	0	1	1.0	4	0	2	1
—	0	0	0	0	0.0	0	0	0	0	San Francisco	2.16	1	0	1	5	8.1	8	0	2	7
—	0	0	0	0	0.0	0	0	0	0	Washington	0.00	0	0	0	2	2.0	0	0	0	2

**Monthly Breakdown**

2007 ERA	W	L	SV	G	IP	H	HR	ER	SO	CAREER by MONTH	ERA	W	L	SV	G	IP	H	HR	ER	SO
5.06	1	1	0	11	10.2	10	1	6	8	April	2.25	5	3	1	36	48.0	46	2	12	37
4.76	2	2	0	6	5.2	8	2	3	5	May	2.06	4	2	1	26	35.0	29	3	8	33
—	0	0	0	0	0.0	0	0	0	0	June	4.10	2	1	4	25	37.1	37	5	17	30
—	0	0	0	0	0.0	0	0	0	0	July	2.87	3	1	1	32	53.1	46	5	17	41
—	0	0	0	0	0.0	0	0	0	0	August	3.48	3	4	4	31	44.0	37	6	17	31
—	0	0	0	0	0.0	0	0	0	0	September	4.87	3	5	3	43	61.0	61	11	33	55
—	0	0	0	0	0.0	0	0	0	0	October	7.11	1	0	0	4	6.1	7	1	5	7

**Pitching Breakdown**

2007 ERA	W	L	SV	G	IP	H	HR	ER	SO	CAREER by CATEGORY	ERA	W	L	SV	G	IP	H	HR	ER	SO
4.70	0	1	0	8	7.2	10	2	4	7	Home	3.40	14	7	8	99	153.2	138	18	58	116
5.19	3	2	0	9	8.2	8	1	5	6	Road	3.49	7	9	6	98	131.1	125	15	51	118
7.11	0	1	0	7	6.1	7	1	5	7	Day	3.70	7	6	4	69	90.0	89	13	37	75
3.60	3	2	0	10	10.0	11	2	4	6	Night	3.32	14	10	10	128	195.0	174	20	72	159
5.52	2	3	0	15	14.2	17	3	9	10	Grass	3.60	19	15	13	179	260.0	245	30	104	210
0.00	1	0	0	2	1.2	1	0	0	3	Turf	1.80	2	1	1	18	25.0	18	3	5	24
4.96	3	3	0	17	16.1	18	3	9	13	Pre-ASG	2.74	13	6	6	99	141.0	133	11	43	118
—	0	0	0	0	0.0	0	0	0	0	Post-ASG	4.13	8	10	8	98	144.0	130	22	66	116
—	0	0	0	0	0.0	0	0	0	0	Starter	5.84	2	2	0	5	24.2	30	3	16	20
4.96	3	3	0	17	16.1	18	3	9	13	Reliever	3.22	19	14	14	192	260.1	233	30	93	214

FRONT OFFICE

2008 ATHLETICS

REVIEW

RECORDS

HISTORY

OPPONENTS

PLAYER DEVELOPMENT

MISCELLANEOUS

### Ballpark Breakdown

	ERA	W	L	S	G	IP	H	HR	ER	SO
Angel Stadium of Anaheim	3.18	1	0	1	10	11.1	7	1	4	7
AT&T Park	0.00	1	0	0	2	3.0	1	0	0	3
Busch Stadium I	27.00	0	0	0	1	0.2	4	0	2	0
Camden Yards	0.00	0	0	0	5	6.0	5	0	0	3
Comerica Park	0.00	1	0	0	3	7.1	4	0	0	6
Fenway Park	1.10	1	0	0	10	16.1	9	0	2	20
Jacobs Field	10.38	0	1	0	5	4.1	8	2	5	8
Kauffman Stadium	12.27	0	1	0	4	3.2	8	2	5	2
McAfee Coliseum	2.78	13	6	8	97	142.1	120	15	44	107
Metrodome	1.04	0	1	0	5	8.2	6	0	1	10
PETCO Park	18.00	0	0	0	1	1.0	4	0	2	1
Rangers Ballpark in Arlington	6.47	2	2	3	16	32.0	38	5	23	18
RFK Stadium	0.00	0	0	0	2	2.0	0	0	0	2
Rogers Centre	5.79	1	0	1	3	4.2	4	2	3	4
Safeco Field	4.35	0	2	1	16	20.2	23	2	10	24
Tropicana Field	0.77	1	0	0	10	11.2	8	1	1	10
Turner Field	9.00	0	1	0	2	3.0	5	2	3	4
U.S. Cellular Field	3.60	0	1	0	3	5.0	6	0	2	4
Yankee Stadium	13.50	0	1	0	2	1.1	3	1	2	1

### Fielding Statistics

Pitcher		Year	Pct.	G	PO	A	E	TC	DP
2001	1.000	5	1	0	0	1	0		
2003	1.000	4	0	3	0	3	0		
2004	1.000	53	5	20	0	25	1		
2005	.833	65	1	14	3	18	3		
2006	1.000	53	4	12	0	16	0		
2007	1.000	17	2	4	0	6	0		
<b>Totals</b>	<b>.957</b>	<b>197</b>	<b>13</b>	<b>53</b>	<b>3</b>	<b>69</b>	<b>4</b>		

### Duchscherer's Career Highs

- Low Hit Complete Game:** None
- Innings Pitched:** 7.0, September 9, 2003 vs. Anaheim. As reliever: 5.0 (three times), last: August 27, 2004 vs. Tampa Bay
- Hits:** 7 (twice), last: September 14, 2003 at Texas. As reliever: 6 (twice), last: June 26, 2004 vs. San Francisco
- Runs:** 6, September 25, 2001 vs. Seattle. As reliever: 5, September 5, 2001 vs. Minnesota
- Earned Runs:** 6, September 25, 2001 vs. Seattle. As reliever: 5, September 5, 2001 vs. Minnesota
- Walks:** 2 (16 times), last: April 22, 2007 at Texas
- Strikeouts:** 6, September 9, 2003 vs. Anaheim. As reliever: 4 (four times), last time: October 2, 2005 at Seattle
- Home Runs:** 2 (six times), last time: June 11, 2005 at Atlanta
- Longest Winning Streak:** 4 (twice), last: September 13, 2004 to April 27, 2005
- Longest Losing Streak:** 3, July 21 to August 12, 2004
- Longest Scoreless Streak:** 14.0, September 24, 2005 to April 18, 2006

## Mark Ellis

14

### Second Base

**Height/Weight:** 5-11 / 190      **Bats/Throws:** Right / Right  
**Birthdate:** June 6, 1977      **Opening Day Age:** 30  
**Birthplace/Resides:** Rapid City, South Dakota / Scottsdale, Arizona  
**Major League Service:** 5 years, 136 days  
**Obtained:** Acquired from Kansas City with Johnny Damon and cash as part of a three-team seven-player deal, January 8, 2001. The A's traded Ben Grievie and cash to Tampa Bay and A.J. Hinch, Angel Berroa and cash to Kansas City. Tampa Bay traded Roberto Hernandez to Kansas City and Cory Lidle to Oakland.  
**Contract Status:** Third year of a three-year contract through 2008.



### Career Highlights

Completed his fifth season with the A's in 2007 and holds the Oakland record for home runs as a second baseman with 56...Dick Green holds the Athletics franchise record with 76 from 1963-74...has made 626 career appearances at second base, which is second in Oakland history to the record of 721 by Dick Green, and eighth in franchise history...set an Athletics franchise record for second basemen with a 102-game errorless streak from May 14 to September 10, 2007...set what was then a Major League record for fielding percentage by a second baseman in 2006 with a mark of .997...hit a career high .316 in 2005 after missing the entire 2004 season with a torn labrum in his right shoulder...was named to the Topps Major League Rookie All-Star team as the second baseman in 2002...was acquired by the A's from Kansas City prior to the 2001 season in the trade that also netted the A's Johnny Damon and Cory Lidle.

### 2007 Highlights

Had one of the best seasons by a second baseman in Oakland history as he batted .276 with 19 home runs and 76 RBI in 150 games...set an Athletics franchise record for home runs by a second baseman, topping the previous mark of 16 held by Jimmy Dykes (1921) and Davey Lopes (1983)...set an Oakland record for RBI by a second baseman...tied for second among American League second baseman in home runs and was third in RBI...ranked second among AL second baseman with a .994 fielding percentage, 302 putouts and 499 assists, was third with



806 total chances and finished fifth with 104 double plays...set Oakland records for assists and double plays by a second baseman...the assists were second most in Athletics history to Jimmy Dykes' 522 with Philadelphia in 1921 and the double plays were the most since Jerry Lumpe had 105 with Kansas City in 1961...his fielding percentage was third best in A's history...committed just five errors in 150 games at second base and set an Athletics franchise record for second base men with a 102-game errorless streak from May 14 to September 10...had 540 consecutive errorless chances during the streak...had career highs in at bats (583), runs (84), hits (161), doubles (33), home runs (19), RBI (76), stolen bases (9), hit by pitches (10) and total bases (257) and matched his high in strikeouts (94)...led the A's in at bats and total bases and tied for the team lead in games (150), runs and hit by pitches...the games, runs and total bases were the fewest by an A's team leader since 1997...batted .313 with 11 of his 19 home runs against left-handed pitching...tied for second in the AL in home runs against left-handers...slugged .600 against left-handers and .386 against righties...hit .237 with runners in scoring position but was 7 for 22 (.318) with a grand slam and 21 RBI with the bases loaded...has a .225 (63 for 280) average with RISP over the last two seasons after batting .305 over his first three seasons...hit 11 of his 19 home runs after the All-Star Break...now has 39 home runs in 340 career games after the break and 19 home runs in 308 games before the break...hit .327 with 38 RBI in 52 games against AL West teams and .250 with 38 RBI in 98 games against everyone else...his average against the West included a .403 mark against Texas with two home runs and 15 RBI in 16 games...appeared exclusively at second base where he played in 150 games...started games at every spot in the order except the three spot...made 38 starts hitting fifth, 32 hitting sixth and 31 batting second...made his fourth Opening Day start at second base in the last five years on April 2 at Seattle...in Oakland history, only Dick Green (6) has made more Opening Day starts at second...tied his career high with five RBI on April 4 in Seattle...had the game-ending RBI single in the bottom of the ninth on April 10 against Chicago, his second career "walk-off" hit...the other was also a single on May 25, 2003 vs. Kansas City...singled in the third inning on May 4 at Tampa Bay for his 500th career hit...committed two errors on one play in the third inning on May 13 against Cleveland...it was his third career two-error game, his first since May 18, 2003 at Cleveland...began his 102-game errorless streak the next day...hit his second career grand slam on May 18 against San Francisco and matched his career high with five RBI...the home run was the 40th of his career as a second baseman, which broke Green's Oakland record for home runs by a second baseman...was batting .235 with three home runs and 23 RBI in 45 games through the end of May...became a father for the first time on June 1 when his wife, Sarah, gave birth to a boy (Briggs William) and then hit .330 with five home runs, 18 RBI and 12 multiple hit games over his next 28 games from June 2 to July 2...hit for the 17th cycle in Athletics history on June 4 against Boston...it was the sixth in Oakland history and the second in Coliseum history...the only other Coliseum cycle by any player was by Eric Chavez on June 21, 2000 against Baltimore...the four hits matched his career high and he also had four hits on June 26 at Cleveland and September 11 at Seattle...had his first career two homer game on July 23 at Los Angeles...had a career high 11-game hitting streak from August 16 to 26 (13 for 44, .295)...had 10 hits over a three-game span from September 9 to 11 to tie an Oakland record...it was the seventh time and the first since Carney Lansford did it from May 15-17, 1988...made his first career start batting fourth on September 16 against Texas and was 2 for 5 with a home run and three RBI...batted .351 with 20 RBI in 24 games in September...the RBI were his most ever in a month...now has a .303 (137 for 452) career average in September, his best mark for any month of the season.

## Career

**2006**—Set what was then a Major League record for fielding percentage by a second baseman with a mark of .997...committed just two errors in 123 games and 632 total chances...batted .249 with 11 home runs and 52 RBI in 124 games...had career highs in sacrifice flies (7) and grounded into double plays (13)...led the A's in sacrifice flies and tied for the team lead in sacrifice hits (4)...batted .278 against left-handed pitchers and .242 against right-handers...his average dropped to .207 with runners in scoring position, which ranked fourth lowest in the American League...however, was 4 for 11 (.364) with 13 RBI with the bases loaded...was batting .219 with three home runs and 13 RBI in 53 games at the All-Star Break...then hit .273 with eight home runs and 39 RBI in 71 games after the break...started games at every spot in the order except fourth and fifth and made a team leading 52 starts batting ninth (43 for 171, .251)...hit eight of his 11 home runs from the nine spot and he tied for second in the AL in home runs from the nine spot in the order (Inge, DET 14)...six of his 11 home runs came with runners on base (five two-run, one three-run) and six either tied the game or put the A's ahead...the A's were 9-2 in games in which he homered...appeared in 123 games at second base where he made a team leading 121 starts...committed his first error of the season on May 18 against Seattle, snapping a 41-game errorless streak dating back to his last error on September 23, 2005 at Texas...did not make his second error until August 26 at Texas for a 58-game errorless streak...finished the season with a 31-game errorless streak...got off to a slow start as he hit .192 in 21 games in April...was batting .189 entering play on May 7 but was a perfect 4 for 4 that day against Tampa Bay, matching his career high for hits...followed that with singles in his first three at bats in the next game on May 9 at Toronto, giving him seven consecutive hits...that fell one short of the Oakland record of eight...had a 10-game hitting streak from May 4 to 16 and hit .450 (18 for 40) during the streak...that boosted his average to a season high .266 but he went 4 for 40 (.100) over his next 11 games before breaking his right thumb on May 30 against Kansas City...was placed on the 15-day disabled list on June 1, retroactive to May 31, and went 2 for 12 (.167) with two RBI in a four-game rehab assignment with Triple-A Sacramento from June 26 to 29 before he was reinstated from the DL on June 30...missed 26 games while on the DL...had a career high tying five RBI on July 14 at Boston...hit his 33rd career home run on July 18 at Baltimore, breaking Dave Collins' record for most home runs by a player born in South Dakota...hit just .186 in July, the lowest one-month batting average of his career...was batting .212 with five home runs and 26 RBI in 75 games through August 6...then hit .308 with six home runs and 26 RBI over his final 49 games...made his third career appearance at first base on August 9 against Texas...batted .284 with five home runs and 16 RBI in 27 games in August...the home runs matched his most from August and September of 2005...started the first two games of the ALDS against Minnesota and was 2 for 7 (.286) before breaking his right index finger in his ninth inning at bat in Game 2 against Joe Nathan at Minnesota...missed the remainder of the postseason.

**2005**—Was one of the top comeback stories in baseball as he hit a career high .316 after missing the entire 2004 season with a torn labrum in his right shoulder...did not qualify for the league leaders but, based on a minimum of 400 plate appearances, his batting average ranked fifth in the American League and eighth in Oakland history...led the A's in batting, slugging (.477), on-base percentage (.384) and triples (5) and tied for the team lead in sacrifice hits (4)...in addition to posting career highs in batting, slugging and on-base percentage, he matched his bests in triples...appeared in just 122 games as he shared second base duties with Marco Scutaro and Keith Ginter the first half of the sea-

## Longest Errorless Streak, Oakland Second Baseman

102	Ellis, May 14-Sept. 10, 2007
70	Bournigal, Aug. 6, 1996-Sept. 25, 1998
61	Green, April 7-July 6, 1973
60	Scutaro, July 31, 2004-July 1, 2005
60	Blankenship, June 23, 1991-May 29, 1992

son...started just 47 of the A's first 92 games at second base and 62 of the final 70...earned his playing time later in the season as he hit .344 with 38 RBI and 57 runs scored in 66 games after the All-Star break...ranked third in the AL in batting after the AL-Star Break and had the fifth best post-break batting average in Oakland history...was fourth in the AL in runs scored after the break...hit 12 of his 13 home runs after the break...hit .316 as a second baseman which was the second best batting average among Major League second basemen...ranked third among AL second basemen with a .989 fielding percentage...also appeared in seven games (five starts) at shortstop and made his professional debut at first base (two games)...had never hit higher than .300 in one month before hitting .304 in June...followed that up by hitting .323 in July, .310 in August and .368 in September...hit just three home runs over his first 85 games but slugged 10 over his final 37 contests...the A's were 11-2 in games in which he homered...had 36 multiple hit games, including 14 of three or more which tied Chavez for the team lead...hit .313 with runners in scoring position...batted .313 against left-handed pitching and .317 against right-handers...hit .352 during day games and .357 in nine interleague games...committed his first error of the season on May 2 against Texas, snapping a 35-game errorless streak as a second baseman dating back to September 7, 2003...made his professional debut at first base on May 14 against New York...went 3 for 6 with two doubles and four RBI on August 6 at Kansas City to boost his average to .300...average never dropped under .300 the rest of the way...had four three-hit games over a five-game span from August 6 to 11...had just three home runs through games of August 23 but then homered in consecutive games on August 24 and 25 at Detroit and three straight games from August 27-29 at Baltimore, giving him five home runs and nine RBI over a six-game span...the home run on the 24th led off the game, his second career lead-off home run...had his second career four-hit game on September 9 at Texas...that was part of a 13-game stretch from September 6 to 20 where he batted .482 with 10 multiple hit games, including five games of three or more hits...ended up batting .368 with 23 runs in 27 games in September...had the best on-base percentage in the AL in September (.446), tied for second in runs scored and was third in batting.

**2004**—Dislocated his right shoulder during spring training and a subsequent MRI revealed a torn labrum in his right shoulder...missed the entire season...the injury occurred on March 25 in Phoenix against the Chicago Cubs when he and Bobby Crosby dived for a hit up the middle by Sammy Sosa and collided...was placed on the 15-day disabled list retroactive to March 26 and was transferred to the 60-day disabled list on September 3.

**2003**—Spent the entire season with the A's and batted .248 with nine home runs and 52 RBI in 154 games...led the A's in sacrifice hits (9)...tied for seventh in the American League in sacrifice hits and was eighth in pitches per plate appearance (4.07)...appeared in 153 games at second base which was third most in Oakland history...led Major League second basemen in total chances (793) and putouts (324)...committed 14 errors which was fourth among AL second basemen and he had the fifth best fielding percentage (.982)...had a 31-game errorless streak from May 31 to July 6...seven of his home runs were solo shots, four either tied the game or put the A's ahead, and the final seven all came in Oakland...batted .217 against left handed pitching which ranked ninth lowest in the AL...hit his first career grand slam on September 21 against Seattle (Sasaki)...made a team leading 64 starts batting leadoff and hit .264 with a .324 on-base percentage...set an Oakland record for doubles in April with 11...hit his first career leadoff home run on April 25 against Cleveland...had a career high four hits on April 6 against Anaheim...had a 10-game hitting streak from July 24 to August 2 (11 for 41, .268)...had a career high five RBI on September 21 against Seattle...had a 51-game, 172-at bat homerless streak from June 17 through August 15...started all five games at second base against Boston in the ALDS and was 2 for 17 (.118).

**2002**—Had two stints with the A's and took over as Oakland's starting second baseman during his second stint...started a team leading 83 games at second base, made seven starts and third base and one start at shortstop...batted .272 in 98 games and added 44 walks for a .359 on-base percentage...was named to the Topps Major League Rookie All-Star team as the second baseman...ranked second among American League rookies in runs scored (58), fourth in batting, on-base percentage and walks and tied for fourth in triples (4)...tied for the A's team lead in triples and led the club with eight sacrifice hits...tied for sixth among all AL players in sacrifice hits...his batting average improved to .324 with runners in scoring position...batted leadoff a team leading 54 times...hit six home runs, all of which came in Oakland...began the season at Triple-A Sacramento but was called up by Oakland on April 7 when Randy Velarde went on the disabled list...made his Major League debut on April 9 at Texas as a pinch runner but did not play again until April 18 against Anaheim when he made his first ML start and professional debut at third base...singled off Ramon Ortiz in the seventh inning for his first Major League hit...was optioned back to Sacramento on April 26 after going 1 for 4 in four games with the A's...had a .298 batting average in 21 games with Sacramento when the A's called again on June 6...spent the remainder of the season with Oakland...started 83 of the A's final 102 games at second...had back-to-back three hit games on June 11 and 12 against Milwaukee, the first multiple hit games of his career...hit his first ML home run on June 28 against San Francisco off Jay Witasick, a solo shot in the sixth inning...had an Oakland record tying two triples on August 3 against Detroit...started all five games of the Division Series against Minnesota at second base and batted .368 with a home run and four RBI...had three hits in Game 2 and the homer was a three-run shot in the bottom of the ninth inning of the A's 5-4 loss in Game 5.

**2001**—Was acquired by the A's organization prior to the season as part of the Johnny Damon trade and spent the entire season at Triple-A Sacramento...led the River Cats in doubles (38) and ranked second in hits (129) and stolen bases (21)...his .273 batting average broke down to .269 against left-handers and .274 against right-handers...average improved to .305 with runners in scoring position and two outs...appeared in 131 of Sacramento's 144 games at shortstop...committed 19 errors after making 31 in 2000...batted .317 in June and .311 in July...hit .158 in five playoff games for Sacramento...played for Phoenix in the Arizona Fall League and hit .308 in 30 games...added 21 walks for a .421 on-base percentage and also stole nine bases.

**2000**—Spent most of the season at Single-A Wilmington but was moved up to Double-A Wichita on August 28...batted a combined .302 with 66 RBI and 83 walks in 139 games...added 28 doubles which led the Royals farm system...was named to the Carolina League Post-Season All-Star team after leading the league in hits (146) and on-base percentage (.404) and ranking second in batting (.302)...topped all league shortstops in double plays (78) but also led the league in errors (31)...appeared in 132 games at Wilmington and led the Blue Rocks in runs

### Most Home Runs, Athletics Second Baseman

CAREER	
76	Dick Green
56	Mark Ellis
39	Max Bishop
37	Jimmy Dykes
29	Tony Phillips
SEASON	
19	Mark Ellis, 2007
16	Davey Lopes, 1983
16	Jimmy Dykes, 1921
15	Dick Green, 1965
14	Scott Spiezio, 1997
14	Hector Lopez, 1958

FRONT OFFICE

2008 ATHLETICS

REVIEW

RECORDS

HISTORY

OPPONENTS

PLAYER DEVELOPMENT

MISCELLANEOUS

(83), hits, doubles (27), walks (78) and stolen bases (25)...best month of the season was May when he hit .350 with 20 RBI...that included a 5 for 5 performance on May 9 at Fresno...finished the year at Wichita where he hit .318 in seven games.

**1999**—Was named to the Northwest League All-Star team and the Topps Class-A Short Season/Rookie League All-Star team as a shortstop in his first professional season...tied for the league lead in runs scored (67) and led NL shortstops in fielding percentage (.958)...ranked seventh in batting (.327)...led the NL Champion Spokane team in runs, hits (92), walks (47) and stolen bases (21)...had a 13-game hitting streak from June 24 to July 6 (22 for 44, .500)...later hit safely in 12 straight from August 5 to 17 (18 for 50, .360).

**Personal/Miscellaneous**

Mark William Ellis...graduated from Stevens HS (SD) in 1995...attended the University of Florida...played third base as a freshman and sophomore, hitting .351 in 1996 and .326 with 11 HR and 45 RBI in 1997...moved to shortstop as a junior and hit .338 with 14 HR and 51 RBI in 1998 and then hit .344 with 10 HR, 42 RBI and 20 stolen bases as a senior...originally signed by Kansas City scout Cliff Pastornicky...organized the Putouts For Diabetes Program in 2006, in which he and Bobby Crosby donate money to the American Diabetes Association for every putout they record during the season...wife's name is Sarah...the couple has one child, Briggs.

**Lifetime Playing Record**

Year	Club	AVG.	G	AB	R	H	2B	3B	HR	RBI	SH	SF	HP	BB	SO	SB	CS	SLG	OBP	E	
1999	Spokane	.327	71	281	67	92	14	0	7	47	5	4	3	47	40	21	7	.452	.424	16	
2000	Wilmington	.302	132	484	83	146	27	4	6	62	4	3	7	78	72	25	7	.411	.404	31	
	Wichita	.318	7	22	4	7	1	0	0	4	0	0	0	5	5	1	0	.364	.444	0	
2001	Sacramento	.273	132	472	71	129	38	0	10	53	5	5	5	54	78	21	7	.417	.351	19	
2002	Sacramento	.298	21	84	14	25	10	1	0	5	0	0	4	6	13	4	0	.440	.372	3	
	OAKLAND	.272	98	345	58	94	16	4	6	35	8	3	4	44	54	4	2	.394	.359	11	
2003	OAKLAND	.248	154	553	78	137	31	5	9	52	9	5	7	48	94	6	2	.371	.313	14	
2004	OAKLAND	(Injured — Did not play)																			
2005	OAKLAND	.316	122	434	76	137	21	5	13	52	4	0	4	44	51	1	3	.477	.384	6	
2006	OAKLAND	.249	124	441	64	110	25	1	11	52	4	7	8	40	76	4	0	.385	.319	2	
	Sacramento	.167	4	12	1	2	0	0	0	2	0	0	0	4	2	0	0	.167	.375	0	
2007	OAKLAND	.276	150	583	84	161	33	3	19	76	2	3	10	44	94	9	4	.441	.336	5	
<b>ML Totals</b>		<b>.271</b>	<b>648</b>	<b>2356</b>	<b>360</b>	<b>639</b>	<b>126</b>	<b>18</b>	<b>58</b>	<b>267</b>	<b>27</b>	<b>18</b>	<b>33</b>	<b>220</b>	<b>369</b>	<b>24</b>	<b>11</b>	<b>.414</b>	<b>.340</b>	<b>38</b>	

**Career Transactions**

**1999** — Selected by the Kansas City Royals organization in the 9th round of the free agent draft, June 2. **2001** — Traded to Oakland with Johnny Damon and cash as part of a three-team seven-player deal in which the A's traded Ben Grieve and cash to Tampa Bay and A.J. Hinch, Angel Berroa and cash to Kansas City; Tampa Bay traded Roberto Hernandez to Kansas City and Cory Lidle to Oakland, January 8. **2004** — On disabled list, March 26 to October 20. **2006** — On disabled list, May 31 to June 30; included rehabilitation assignment to Sacramento, June 26 to 30.

**Division Series Record**

Year	Club/Opp.	AVG.	G	AB	R	H	2B	3B	HR	RBI	SH	SF	HP	BB	SO	SB	CS	SLG	OBP	E
2002	OAK vs. MIN	.368	5	19	1	7	2	0	1	4	0	0	0	1	2	0	0	.632	.400	1
2003	OAK vs. BOS	.118	5	17	2	2	0	0	0	0	0	0	1	4	7	0	0	.118	.318	1
2006	OAK vs. MIN	.286	2	7	0	2	0	0	0	0	0	0	0	0	2	0	0	.286	.286	0
<b>Totals</b>		<b>.256</b>	<b>12</b>	<b>43</b>	<b>3</b>	<b>11</b>	<b>2</b>	<b>0</b>	<b>1</b>	<b>4</b>	<b>0</b>	<b>0</b>	<b>1</b>	<b>5</b>	<b>11</b>	<b>0</b>	<b>0</b>	<b>.372</b>	<b>.347</b>	<b>2</b>

**vs. The American League**

2007	AVG.	AB	H	HR	RBI	CAREER vs. TEAM	AVG.	AB	H	HR	RBI
.208	24	5	1	2	Baltimore	.280	118	33	7	18	
.273	33	9	1	3	Boston	.323	127	41	3	16	
.100	30	3	0	1	Chicago	.182	110	20	1	12	
.303	33	10	2	6	Cleveland	.329	140	46	4	18	
.214	42	9	2	4	Detroit	.226	159	36	7	17	
.256	39	10	0	2	Kansas City	.237	135	32	2	19	
.254	59	15	4	9	Los Angeles	.223	296	66	8	24	
.238	21	5	0	0	Minnesota	.230	126	29	4	9	
.250	16	4	0	1	New York	.234	111	26	0	6	
—	0	0	0	0	Oakland	—	0	0	0	0	
.321	78	25	1	14	Seattle	.297	263	78	6	38	
.359	39	14	2	2	Tampa Bay	.349	129	45	4	10	
.403	62	25	2	15	Texas	.331	296	98	6	42	
.216	37	8	0	1	Toronto	.220	123	27	1	8	

FRONT OFFICE  
2008 ATHLETICS  
REVIEW  
RECORDS  
HISTORY  
OPONENTS  
PLAYER DEVELOPMENT  
MISCELLANEOUS

FRONT OFFICE

2008 ATHLETICS

REVIEW

RECORDS

HISTORY

OPPONENTS

PLAYER DEVELOPMENT

MISCELLANEOUS

**vs. The National League**

2007 AVG.	AB	H	HR	RBI	CAREER vs. TEAM	AVG.	AB	H	HR	RBI
—	0	0	0	0	Arizona	.333	9	3	0	2
—	0	0	0	0	Atlanta	.167	18	3	0	0
—	0	0	0	0	Chicago	—	0	0	0	0
.500	10	5	1	3	Cincinnati	.300	20	6	1	4
—	0	0	0	0	Colorado	—	0	0	0	0
—	0	0	0	0	Florida	.500	6	3	0	0
.357	14	5	0	4	Houston	.286	21	6	0	5
—	0	0	0	0	Los Angeles	—	0	0	0	0
—	0	0	0	0	Milwaukee	.500	14	7	0	4
.250	12	3	0	0	New York	.313	16	5	0	2
—	0	0	0	0	Philadelphia	.111	9	1	0	0
—	0	0	0	0	Pittsburgh	.267	15	4	0	0
.167	12	2	1	3	St. Louis	.167	12	2	1	3
—	0	0	0	0	San Diego	—	0	0	0	0
.182	22	4	2	6	San Francisco	.239	71	17	3	9
—	0	0	0	0	Washington	.417	12	5	0	1

**Monthly Breakdown**

2007 AVG.	AB	H	HR	RBI	CAREER by MONTH	AVG.	AB	H	HR	RBI
.260	77	20	2	16	April	.257	323	83	7	44
.212	85	18	1	7	May	.235	328	77	3	16
.314	105	33	5	17	June	.291	309	90	8	35
.238	105	25	4	6	July	.257	436	112	10	46
.274	117	32	4	10	August	.275	494	136	18	61
.351	94	33	3	20	September	.303	452	137	12	64
—	0	0	0	0	October	.286	14	4	0	1

**Batting Breakdown**

2007 AVG.	AB	H	HR	RBI	CAREER by CATEGORY	AVG.	AB	H	HR	RBI
.257	276	71	10	32	Home	.271	1120	303	35	140
.293	307	90	9	44	Road	.272	1236	336	23	127
.271	192	52	6	22	Day	.274	809	222	19	91
.279	391	109	13	54	Night	.270	1547	417	39	176
.278	529	147	19	75	Grass	.273	2144	586	58	261
.259	54	14	0	1	Turf	.250	212	53	0	6
.267	296	79	8	41	Pre-ASG	.255	1090	278	19	103
.286	287	82	11	35	Post-ASG	.285	1266	361	39	164
.313	150	47	11	28	vs. LHP	.280	558	156	20	76
.263	433	114	8	48	vs. RHP	.269	1798	483	38	191
.237	169	40	5	56	RISP	.265	559	148	13	200
.318	22	7	1	21	Bases Loaded	.314	70	22	2	59
.000	1	0	0	0	Pinch Hitter	.000	5	0	0	0
—	0	0	0	0	Designated Hitter	.000	1	0	0	0

**Ballpark Breakdown**

	AVG.	AB	H	HR	RBI		AVG.	AB	H	HR	RBI
Angel Stadium of Anaheim	.207	150	31	4	13	PNC Park	.267	15	4	0	0
AT&T Park	.281	32	9	1	2	Rangers Ballpark in Arlington	.391	161	63	3	25
Camden Yards	.239	67	16	4	11	RFK Stadium	.667	3	2	0	0
Cinergy Field	.100	10	1	0	1	Rogers Centre	.259	54	14	0	2
Comerica Park	.203	74	15	3	8	Safeco Field	.310	145	45	3	19
Dolphin Stadium	.500	6	3	0	0	Shea Stadium	.250	12	3	0	0
Fenway Park	.305	82	25	1	10	Tropicana Field	.333	81	27	0	2
Jacobs Field	.310	71	22	2	8	Turner Field	.167	12	2	0	0
Kauffman Stadium	.258	66	17	2	13	U.S. Cellular Field	.128	47	6	0	2
McAfee Coliseum	.271	1120	303	35	140	Veterans Stadium	.111	9	1	0	0
Metrodome	.162	68	11	0	2	Yankee Stadium	.246	57	14	0	5
Minute Maid Park	.357	14	5	0	4						

**Fielding Statistics**

**First Base**

YEAR	PCT.	G	PO	A	E	TC	DP
2005	1.000	2	3	0	0	3	0
2006	1.000	1	1	0	0	1	0
<b>Totals</b>	<b>1.000</b>	<b>3</b>	<b>4</b>	<b>0</b>	<b>0</b>	<b>4</b>	<b>0</b>

**Second Base**

YEAR	PCT.	G	PO	A	E	TC	DP
2002	.978	85	170	232	9	411	48
2003	.982	153	324	455	14	793	95
2005	.989	115	203	333	6	542	82
2006	.997	123	273	357	2	632	91
2007	.994	150	302	499	5	806	104
<b>Totals</b>	<b>.989</b>	<b>626</b>	<b>1272</b>	<b>1876</b>	<b>36</b>	<b>3184</b>	<b>420</b>

**Third Base**

YEAR	PCT.	G	PO	A	E	TC	DP
2002	.926	7	7	18	2	27	0
<b>Totals</b>	<b>.926</b>	<b>7</b>	<b>7</b>	<b>18</b>	<b>2</b>	<b>27</b>	<b>0</b>

**Shortstop**

YEAR	PCT.	G	PO	A	E	TC	DP
2002	1.000	8	3	13	0	16	4
2005	1.000	7	6	15	0	21	4
<b>Totals</b>	<b>1.000</b>	<b>15</b>	<b>9</b>	<b>28</b>	<b>0</b>	<b>37</b>	<b>8</b>

**Ellis' Career Highs**

**Hits:** 4 (six times), last: September 11, 2007 at Seattle  
**Runs:** 3 (eight times), last: September 2, 2007 vs. Detroit  
**Doubles:** 2 (13 times), last: April 20, 2007 at Texas  
**Triples:** 2, August 3, 2002 vs. Detroit  
**Home Runs:** 2, July 23, 2007 at Los Angeles (AL)  
**Runs Batted In:** 5 (four times), May 18, 2007 vs. San Francisco;  
 April 4, 2007 at Seattle; July 14, 2006 at Boston; September 21, 2003 vs. Seattle  
**Walks:** 4, July 11, 2002 at Baltimore  
**Strikeouts:** 3 (nine times), last: September 21, 2007 at Cleveland  
**Stolen Bases:** 1 (24 times), last: September 13, 2007 vs. Texas  
**Hitting Streak:** 11, August 16 to 26, 2007  
**Hitless Streak (At Bats):** 17, April 29 to May 3, 2003

**Ellis' Career Home Run Chart**

**Multi-Homer Games:** 1, July 23, 2007 at Los Angeles (AL). **Three-Homer Games:** None. **Two-Homer Games:** 1, July 23, 2007 at Los Angeles (AL). **Grand Slams:** 2, May 18, 2007 vs. San Francisco (Steve Kline); September 21, 2003 vs. Seattle (Kazuhiro Sasaki). **Pinch-Hit Home Runs:** None. **Inside-The-Park Home Runs:** None. **Game Ending Home Runs:** None. **Lead Off Home Runs:** 2, August 24, 2005 at Detroit (Jeremy Bonderman); April 25, 2003 vs. Cleveland (Jason Davis)

**Alan Embree**

**41**

**Left-Handed Pitcher**

**Height/Weight:** 6-2 / 200      **Bats/Throws:** Left / Left  
**Birthdate:** January 23, 1970      **Opening Day Age:** 38  
**Birthplace/Resides:** Dalles, Oregon / Vancouver, Washington  
**Major League Service:** 13 years, 59 days  
**Obtained:** Signed as a free agent, December 6, 2006  
**Contract Status:** Second year of a two-year contract through 2008 with a club option for 2009.



**Career Highlights**

Completed his 14th season with his ninth team last year...has appeared in 776 games in his career, which ranks 45th in Major League history and 14th among pitchers active at the end of the 2007 season...has reached postseason play in seven of his 14 seasons as has done so with five different teams...including 2004 with the World Champion Boston Red Sox...has pitched in at least 60 games in each of the last nine seasons, making him one of four pitchers to appear in 60 or more games in each season since 1999 (Steve Kline, Mike Myers, David Weathers)...saved 17 games with the A's in 2007 after tallying just eight saves in 708 games over the first 13 years of his career...recorded the final out of the Red Sox pennant clinching win in Game 7 of the 2004 ALCS against New York...combined for a career low 2.18 ERA with San Diego and Boston in 2002...made his ML debut with Cleveland in 1992 but spend the next two years in the minors before returning to the Indians in 1995...was dealt to Atlanta with Kenny Lofton for Marquis Grissom and David Justice at the end of spring training in 1997.

**2007 Highlights**

Took over as the A's closer when Huston Street went on the disabled list in mid-May and ended up leading the club with 17 saves...set an Oakland record for saves by a left-handed pitcher, topping the previous mark of 12 set by Rick Honeycutt in 1989...the saves were a career high as he had just eight saves in 708 games pitched over his previous 13 seasons in the Majors...they were the fewest saves by an A's team leader since 1996 when Bill Taylor led the club with 17...tied for 11th in the American League in saves but had four blown saves for a save percentage of 81.0%, which tied for third lowest among AL closers...also led the A's with 68 appearances and topped A's relievers with a career high 68.0 innings pitched...was 1-2 with a 3.97 ERA in his 68 appearances...allowed a career high 67 hits for a .258 opponents batting average...that included .205 (15 for 73) by left-handed hitters and .278 (52 for 187) by right-handers...allowed four of his home runs to right-handers...all five of his home runs came in night games on the road...did not allow a home run in 35.2 innings in Oakland or 23.1 innings during the day...four of his five home runs came when pitching on no days rest and he had a 5.47 ERA and converted 6 of 9 save opportunities in 26 such outings...compiled a 3.02 ERA and was 11 for 12 in save chances in his other 42 appearances...first batters faced were 17 for 66 (.258) with a walk and he allowed 7 of 31 (22.6%) inherited runners to score...allowed 6 of his first 11 inherited runners to score but just 1 of his last 20...opponents hit .228 over his first 15 pitches in a game and .349 after that...did not allow a runner in seven

interleague outings (9.0 ip, 4 h, 9 so) and was 1-0 with four saves in four opportunities...tossed one inning or fewer in 53 of his 68 outings and did not allow a run in 51 of his appearances...did not allow a run over his first six outings (5.1 ip) but then yielded eight runs over his next 15 outings from April 13 to May 16 (12.0 ip, 6.00 ERA)...when Street went on the disabled list on May 15, Embree took over the closers role with his first save on May 19 against San Francisco when he retired the side in order in the ninth inning in a 4-2 A's win...went 1-1 with 15 saves, three blown saves, a 3.03 ERA and a .186 opponents batting average in 32 outings from May 19 to August 14 as the A's closer...did not allow any of his 10 inherited runners to score over that span...then posted a 6.00 ERA and .317 opponents batting over his final 15 outings and did not pitch after September 15...converted all four of his save opportunities and did not allow a run over a seven-game stretch from May 16 to June 3 (7.0 ip)...was charged with his first blown save on June 4 against Boston but then went another seven games and 9.0 innings from June 5 to 20 without allowing a run...capped that streak on June 20 against Cincinnati with a six-out save...the 2.0 innings pitched matched his season high...allowed five runs on two hits and three walks in 0.2 innings on June 26 at Cleveland for the blown save and loss...the walks matched his career high (sixth time, fourth time as a reliever) and the runs were his most in a game since May 28, 1996 at Texas when he also allowed five runs...then converted five consecutive save opportunities over a 13-game span from July 1 to August 4...did not allow a run in 12 of those outings for a 0.69 ERA and .140 opponents batting average...that included a season best 10.0 inning scoreless streak from July 14 to August 4...finished the month of July with a 0.96 ERA, his best one month ERA since June of 2002 when he did not allow an earned run in 12.2 innings...retired 22 consecutive batters from July 23 to August 4...the streak came to an end when he allowed a leadoff home run to Michael Young in the bottom of the ninth inning on August 6 at Texas for the blown save...recorded two more saves after Street returned to the closers role on August 15...including September 15 against Texas when he recorded the final five outs of the A's 7-3 win...that was his final outing of the season.

## Career

**2006**—Went 4-3 with a 3.27 ERA in 73 appearances in his second tour with the Padres...the appearances were a career high and tied for the Padres team lead...his ERA was the third lowest mark of his career...allowed a .249 opponents batting average, which broke down to .240 against left-handed hitters and .258 against right-handers...allowed four home runs, three to right-handers...three of his four home runs were solo shots...held first batters faced to a .203 batting average and issued just two walks for a .219 on-base percentage...the on-base percentage ranked second lowest among National League relievers to teammate Cla Meredith (.178)...allowed 11 of 45 (24.4%) inherited runners to score...walked just 15 for a strikeout to walk ratio of 3.5 to 1...had a 4.45 ERA in 38 appearances before the All-Star Break and then posted a 1.64 ERA in 35 games after the break...posted a 4.88 ERA and allowed a .293 opponents batting average in 35 outings at Petco Park and had a 1.91 ERA and a .206 opponents batting average in 38 outings on the road...had a 1.33 ERA and .171 opponents average in 25 outings during the day and a 4.50 ERA and .290 opponents average in 48 games at night...compiled a 2.08 ERA in 20 outings on no days rest and a 3.66 ERA in his other 53 outings...tossed 1.0 inning or fewer in 69 of his 73 outings...his season high was 2.2 innings on June 29 against Oakland when he also matched his season high with three strikeouts...was a non-roster invitee with San Diego during the spring and made the Opening Day roster...did not allow a run in his first seven outings (7.2 ip) through April 18 but then allowed eight runs over his next five appearances from April 20 to May 1 for an 18.00 ERA...that put his ERA at 6.17 on May 1, but he posted a 2.43 ERA over his final 61 outings...had an 11-game scoreless streak from May 27 to June 21 (8.0 ip)...finished June with a 1.50 ERA in 14 appearances...did not allow an earned run over a 15-game stretch from July 17 to August 10 (9.2 ip) and compiled a 1.64 ERA over his final 35 outings...including 1.50 in 11 games in September...made one postseason appearance for the Padres and struck out the only batter he faced (Spezio) in Game 3 of the Padres 3-1 win over St. Louis in the NLDS...it marked his seventh postseason with his fifth different organization...is now 1-0 with a 1.66 ERA and .216 opponents batting average in 31 career postseason appearances.

**2005**—Opened the season with Boston, going 1-4 with one save and a 7.65 ERA in 43 games before being designated for assignment on July 19...signed as a free agent with New York (AL) on July 30...with the Yankees, went 1-1 with a 7.53 ERA in 24 games...was a combined 2-5 with one save and a 7.62 ERA in 67 relief appearances...the ERA was the highest among all American League relievers (min. 50 ip)...allowed a .297 opponents batting average, which included a .317 mark against left-handed hitters and .278 against right-handers...first batters faced hit .230 and he issued just three first batter walks...allowed 16 of 51 (31.4%) inherited runners to score...his opponents average increased to .349 with runners in scoring position...posted a 4.35 ERA in 12 games in April and a 3.86 ERA in 12 games in August...had an ERA above 6.00 in each of the other months, including a high of 14.54 in nine games in September...recorded his only save of the season on July 6 at Texas, when he struck out the final batter in the Red Sox 7-4 win.

**2004**—Made 71 appearances with Boston and finished 2-2 with a 4.13 ERA...did not allow a run in 53 of 71 games...tied for seventh in the American League with 20 holds...retired 53 of 71 first batters faced (75 percent), while stranding 34 of 44 inherited runners, the ninth-best ratio in the AL...did not allow an earned run in 32 of his final 37 outings for a 2.84 ERA from June 23 through the end of the season...the Red Sox were 43-28 in games in which he appeared...joined Mike Timlin (76 appearances) and Keith Foulke (72) to give the Red Sox their first-ever trio of relief pitchers with 70 appearances in a single season...his 71 appearances tied for second most by a left-hander in Red Sox history...posted a 1.74 ERA in 12 April outings, had a 6.75 ERA in 24 appearances in May and June and the compiled a 3.09 ERA from July 1 through the end of the season...held left-handed hitters to a .240 average and righties hit .247...did not allow a run in eight appearances against the Yankees, surrendering only two hits in 7.1 innings...worked 8.1 innings of shutout ball in nine appearances against Baltimore...opponents were 0 for 7 with three strikeouts with the bases loaded...tossed a scoreless inning with a season-high three strikeouts on April 8 at Baltimore in his 500th major league appearance...did not allow a run in his final eight outings prior to the All-Star Break...did not issue a walk over his final 26 appearances beginning July 22 vs. Baltimore, covering 17.2 innings...appeared in 11 of the Red Sox' 14 post-season games, posting no record and a 2.45 ERA...worked a scoreless inning in two appearances (Games 1 and 3) in the ALDS vs. Anaheim...pitched in six of the seven games in the ALCS vs. the Yankees (all but Game 6) and recorded the final out of Game 7, inducing Ruben Sierra to ground out to second baseman Pokey Reese to close out the Red Sox' pennant-clinching 10-3 win...made three appearances in the World Series vs. St. Louis (Games 1, 2 and 4).

**2003**—Went 4-1 with a save and a 4.25 ERA in 65 relief appearances...topped 60 appearances for the fifth straight season...won four games for the second straight season, matching his career high...stranded 35 of 44 inherited runners, a 79.5 percent rate that ranked sixth among American League relievers...limited first batters to a .206 average and a .215 on-base percentage, which was seventh best in the AL...lefties batted .263 and righties hit .221...issued just two walks to lefthanders, while fanning 20...his four wins and one loss all came at home; his one save came on the road...was placed on the 15-day disabled list with left shoulder tendinitis on April 9...returned April 29 and allowed three runs over his first three outings through May 2...starting with his outing May 5 at Kansas City, he went 3-1 with one save and a 3.24

ERA over his final 58 appearances...did not allow a run in 45 of those appearances, allowing a .218 average... tossed 3.0 scoreless innings in a 3-2, 14-inning win vs. Houston on June 15 to match his career high as a reliever...posted an 11.1 scoreless inning streak from June 14-July 1... posted a 2.25 ERA in 14 appearances in June and went 1-0 with a 2.45 ERA in 15 outings in August...notched his only save on September 19 at Cleveland...did not allow a home run over his last 25 outings beginning July 26, spanning 17.0 innings...earned a win and did not allow a run in eight postseason appearances (6.2 ip)...held the opposition to a .190 average...made three relief appearances in the ALDS vs. Oakland, and allowed one hit in 2.0 innings...pitched in five games of the ALCS vs. the Yankees and earned the Game 6 win at Yankee Stadium, working 1.2 innings of one-hit ball with one strikeout.

**2002**—Opened the season with the Padres, but was acquired by the Red Sox on June 23...overall, was 4-6 with two saves and a career-best 2.18 ERA in 68 appearances...limited opponents to a .207 average...lefties hit just .156...allowed a .186 average with runners in scoring position and an .083 mark with RISP and two outs...fanned 81 in 62.0 innings, an average of 11.8 strikeouts per nine innings...was 3-4 with a 1.26 ERA in 36 games for San Diego...with the Red Sox, went 1-2 with two saves and a 2.97 ERA in 32 outings...on either side of the trade, worked 25.2 consecutive innings without an earned run over 27 appearances from May 13-July 7...in his final outing as a Padre, the day before he was dealt to Boston, worked a season-high 3.0 innings and fanned a career-high seven in the June 22 contest vs. the Yankees...did not allow a hit in his first seven Red Sox outings, and worked shutout ball in his first eight Boston appearances...saved both ends of a doubleheader on July 2 vs. Toronto...was on the 15-day disabled list from July 14 to 29 with a left elbow inflammation...set down 18 batters in a row, 12 via strikeout, from August 7 to 24.

**2001**—Went 1-4 with a 7.33 ERA in 61 games for the Giants and White Sox...was dealt to Chicago on June 29...went on the 15-day disabled list with a sprained lower back on May 23 and did not pitch again until June 19...between the two stops, stranded 22 of 28 inherited runners...limited lefties to a .220 average and two homers, including a .180 mark with the White Sox...did not allow a run in 11 games (11.1 ip) from August 18-September 10.

**2000**—Went 3-5 with a 4.95 ERA and two saves for the National League West champ Giants...did not allow a run in 20 of his last 23 outings and posted a 3.52 second half ERA...stranded 25 of 41 inherited runners (61 percent)...tossed 2.0 perfect innings for his first Giants save May 29 vs. Philadelphia...also earned a save by stranding the tying run in a 5-4 win September 6 vs. Philadelphia...did not allow a run or hit in 1.2 innings in the NLDS vs. the Mets...had arthroscopic surgery on his left elbow performed by Dr. Gary Fanton on November 22.

**1999**—Pitched in 68 games in his first Giants season...ranked eighth in the National League with a team best .200 opponents batting average...ranked second in the NL with 22 holds...stranded 35 of 47 inherited runners (75 percent)...won his Giants debut April 5 vs. Cincinnati.

**1998**—Went 1-0 with a 4.34 ERA in 20 games for Atlanta before being acquired by Arizona on June 23...went 3-2 with a 4.11 ERA in 35 games for the Diamondbacks...worked scoreless relief in 14 of his first 15 appearances for Atlanta...offered scoreless relief in only one of his final five games with the Braves before being dealt...earned his first NL save with 2.0 scoreless innings July 19 vs. Colorado...was acquired by San Francisco on November 10.

**1997**—After seven seasons with the Indians organization, he was acquired by Atlanta on March 25...in his first full Major League season, he posted a 2.54 ERA...stranded 37 of 43 inherited runners (86 percent), second in baseball to St. Louis' Tony Fossas...went 58 games without allowing a home run to a lefthander September 15, 1995-June 14, 1997 before Baltimore's Rafael Palmeiro ended the run...pitched a scoreless inning in the NLCS vs. Florida.

**1996**—Opened in the majors for the first time, and enjoyed five stints with the Indians...went 4-1 with a 3.93 ERA in 20 games for Triple-A Buffalo...with Cleveland, limited lefties to a .186 average and no homers...stranded 19 of 24 inherited runners...was on the disabled list from August 1 to September 6 with bursitis in his left hip...allowed a run in 1.0 inning in three games in the ALDS vs. Baltimore.

**1995**—Returned to the majors for the first time since 1992 with three Cleveland stints...registered a 0.89 ERA in 30 games for Triple-A Buffalo, including 21.1 scoreless innings from May 15-July 4...American Association managers voted his the best fastball in the league...recalled July 13 and earned his first career win in game one of a July 14 doubleheader vs. Oakland...claimed his first save August 21 at Toronto...posted a 2.45 ERA in five postseason games, as the Indians won their first pennant since 1954...had a 2.70 ERA in four World Series appearances vs. Atlanta.

**1994**—Pitched in 30 games for Double-A Canton-Akron...worked exclusively in relief for the first time for Sun Cities of the Arizona Fall League...posted a 2.08 ERA in 15 games.

**1993**—Limited to one game at Canton-Akron...a June 1 MRI revealed a torn medial collateral ligament in his left elbow...had surgery performed by Dr. James Andrews in Birmingham.

**1992**—After going 17-7 with a 2.85 ERA for Single-A Kinston and Canton-Akron, was 0-2 with a 7.00 ERA in four starts for Cleveland in his Major League debut...was recalled September 12 and lost his September 15 debut at Toronto...was rated the No. 2 prospect and the top pitching prospect in the Carolina League...led CL starters with 10.3 strikeouts per nine innings.

**1991**—Led Single-A Columbus with 10 wins, 155.1 innings pitched, 137 strikeouts and three complete games...tied for the team lead with 26 starts...the strikeouts were third most in the Cleveland organization.

### Longest Winning Streaks by Oakland A's Pitchers

13	Jim Hunter	June 2 to September 5, 1973	9	Barry Zito	May 5 to June 22, 2002
11	Mark Mulder	May 9 to July 18, 2004	9	Barry Zito	August 20 to October 7, 2001
10	Dan Haren	April 18 to July 1, 2007	9	Tim Hudson	April 25 to July 2, 2000
10	Barry Zito	August 13, 2002 to April 8, 2003	9	T.J. Mathews	June 27, 1998 to May 15, 1999
10	Bob Welch	May 11 to June 30, 1990	9	Mike Moore	September 5, 1991 to April 28, 1992
10	Storm Davis	July 8 to September 5, 1988	9	Dave Stewart	September 19, 1988 to May 5, 1989
10	Vida Blue	April 9 to May 23, 1971	9	Rick Langford	July 5 to August 15, 1980
9	Dan Haren	May 31 to August 7, 2005	9	Paul Lindblad	April 11 to September 6, 1975
9	Tim Hudson	August 3, 2002 to April 1, 2003	9	Chuck Dobson	May 12 to July 20, 1971

**1990**—Began his professional career at Rookie-level Burlington, where he tied for the Appalachian League lead with 15 starts...ranked eighth in the league with a 2.64 ERA.

**Personal/Miscellaneous**

Alan Duane Embree...he and his wife Melanie have a son, Alan Christopher (10/7/97)...played baseball, basketball, football and volleyball at Prairie (WA) High School, where he was an All-Conference pitcher and first baseman...did not pitch as a senior due to a left shoulder impingement.

**Lifetime Pitching Record**

Year	Club	W	L	ERA	G	GS	CG	SHO	SV	IP	H	R	ER	HR	HB	BB	IBB	SO	WP	BK
1990	Burlington	4	4	2.64	15	15	0	0	0	81.2	87	36	24	3	0	30	0	58	5	4
1991	Columbus	10	8	3.59	27	26	3	1	0	155.1	126	80	62	4	4	77	1	137	7	0
1992	Kinston	10	5	3.30	15	15	1	0	0	101.0	89	48	37	10	2	32	0	115	6	3
	Canton-Akron	7	2	2.28	12	12	0	0	0	79.0	61	24	20	2	2	28	1	56	2	1
	CLEVELAND	0	2	7.00	4	4	0	0	0	18.0	19	14	14	3	1	8	0	12	1	1
1993	Canton-Akron	0	0	3.38	1	1	0	0	0	5.1	3	2	2	0	0	0	0	4	0	0
1994	Canton-Akron	9	16	5.50	30	27	2	1	0	157.0	183	106	96	15	4	64	3	81	8	1
1995	Buffalo	3	4	0.89	30	0	0	0	5	40.2	31	10	4	0	1	19	2	56	0	0
	CLEVELAND	3	2	5.11	23	0	0	0	1	24.2	23	16	14	2	0	16	0	23	1	0
1996	CLEVELAND	1	1	6.39	24	0	0	0	0	31.0	30	26	22	10	0	21	3	33	3	0
	Buffalo	4	1	3.93	20	0	0	0	5	34.1	26	16	15	1	1	14	0	46	5	0
1997	ATLANTA	3	1	2.54	66	0	0	0	0	46.0	36	13	13	1	2	20	2	45	3	1
1998	ATLANTA	1	0	4.34	20	0	0	0	0	18.2	23	14	9	2	0	10	0	19	0	0
	ARIZONA	3	2	4.11	35	0	0	0	1	35.0	33	18	16	5	1	13	0	24	3	0
1999	SAN FRANCISCO	3	2	3.38	68	0	0	0	0	58.2	42	22	22	6	3	26	2	53	3	0
2000	SAN FRANCISCO	3	5	4.95	63	0	0	0	2	60.0	62	34	33	4	3	25	2	49	1	0
2001	SAN FRANCISCO	0	2	11.25	22	0	0	0	0	20.0	34	26	25	7	2	10	2	25	1	0
	Fresno	1	0	1.13	7	0	0	0	1	8.0	5	3	1	0	1	1	0	6	0	0
	CHICAGO (AL)	1	2	5.03	39	0	0	0	0	34.0	31	21	19	7	1	7	0	34	2	0
2002	SAN DIEGO	3	4	1.26	36	0	0	0	0	28.2	23	7	4	2	0	9	2	38	1	0
	BOSTON	1	2	2.97	32	0	0	0	2	33.1	24	12	11	4	1	11	1	43	0	0
2003	BOSTON	4	1	4.25	65	0	0	0	1	55.0	49	26	26	5	0	16	3	45	0	0
	Sarasota	0	0	13.50	1	1	0	0	0	0.2	2	1	1	0	0	0	0	2	0	0
2004	BOSTON	2	2	4.13	71	0	0	0	0	52.1	49	28	24	7	1	11	1	37	0	0
2005	BOSTON	1	4	7.65	43	0	0	0	1	37.2	42	33	32	8	1	11	2	30	1	1
	NEW YORK (AL)	1	1	7.53	24	0	0	0	0	14.1	20	14	12	2	1	3	1	8	0	0
2006	SAN DIEGO	4	3	3.27	73	0	0	0	0	52.1	50	21	19	4	0	15	2	53	0	0
2007	OAKLAND	1	2	3.97	68	0	0	0	17	68.0	67	30	30	5	0	19	5	51	0	0
<b>AL Totals</b>		<b>15</b>	<b>19</b>	<b>4.98</b>	<b>393</b>	<b>4</b>	<b>0</b>	<b>0</b>	<b>22</b>	<b>368.1</b>	<b>354</b>	<b>220</b>	<b>204</b>	<b>53</b>	<b>6</b>	<b>123</b>	<b>16</b>	<b>316</b>	<b>8</b>	<b>2</b>
<b>NL Totals</b>		<b>20</b>	<b>19</b>	<b>3.97</b>	<b>383</b>	<b>0</b>	<b>0</b>	<b>0</b>	<b>3</b>	<b>319.1</b>	<b>303</b>	<b>155</b>	<b>141</b>	<b>31</b>	<b>11</b>	<b>128</b>	<b>12</b>	<b>306</b>	<b>12</b>	<b>1</b>
<b>ML Totals</b>		<b>35</b>	<b>38</b>	<b>4.52</b>	<b>776</b>	<b>4</b>	<b>0</b>	<b>0</b>	<b>25</b>	<b>687.2</b>	<b>657</b>	<b>375</b>	<b>345</b>	<b>84</b>	<b>17</b>	<b>251</b>	<b>28</b>	<b>622</b>	<b>20</b>	<b>3</b>

**Career Transactions**

**1989** — Selected by the Cleveland Indians organization in the fifth round of the June draft. **1993** — On disabled list, April 1 to June 2. On disabled list, June 3 to November 16. **1996** — On disabled list, August 1 to September 6; included rehabilitation assignment to Buffalo, August 6 to September 4. **1997** — Traded to the Atlanta Braves with Kenny Lofton in exchange for Marquis Grissom and David Justice, March 25. **1998** — Traded to the Arizona Diamondbacks for pitcher Russ Springer, June 23. Traded to the San Francisco Giants in exchange for Dante Powell, November 10. **2001** — On disabled list, May 23 to June 12; included rehabilitation assignment to Fresno, May 28 to June 12. Traded to the Chicago White Sox for Derek Haselhoff, June 29. Elected free agency, November 6. **2002** — Signed by the San Diego Padres, January 3. Traded to the Boston Red Sox with Andy Shilbo for Brad Baker and Dan Giese, June 23. On disabled list, July 14 to 29. **2003** — On disabled list, April 9 to 28; included rehabilitation assignment to Sarasota, April 26 to 28. **2005** — Released, July 27; signed by the New York Yankees, July 30. Elected free agency, November 3. **2006** — Signed by the San Diego Padres to a minor league contract, January 12. On disabled list, July 2 to 17. Elected free agency, October 29; signed by the Oakland Athletics, December 6.

**Division Series Record**

Year	Club/Opp.	W	L	ERA	G	GS	CG	SHO	SV	IP	H	R	ER	HR	HB	BB	IBB	SO	WP	BK
1996	CLE vs. BAL	0	0	9.00	3	0	0	0	0	1.0	0	1	1	0	1	0	0	1	0	0
2000	SF vs. NY (NL)	0	0	0.00	2	0	0	0	0	1.2	0	0	0	0	0	0	0	0	0	0
2003	BOS vs. OAK	0	0	0.00	3	0	0	0	0	2.0	1	0	0	0	0	0	0	0	0	0
2004	BOS vs. ANA	0	0	0.00	2	0	0	0	0	1.0	0	0	0	0	0	1	0	0	0	0
2006	SD vs. STL	0	0	0.00	1	0	0	0	0	0.1	0	0	0	0	0	0	0	1	0	0
<b>Totals</b>		<b>0</b>	<b>0</b>	<b>1.50</b>	<b>11</b>	<b>0</b>	<b>0</b>	<b>0</b>	<b>0</b>	<b>6.0</b>	<b>1</b>	<b>1</b>	<b>1</b>	<b>0</b>	<b>1</b>	<b>1</b>	<b>0</b>	<b>2</b>	<b>0</b>	<b>0</b>



## League Championship Series Record

Year	Club/Opp.	W	L	ERA	G	GS	CG	SHO	SV	IP	H	R	ER	HR	HB	BB	IBB	SO	WP	BK
1995	CLE vs. SEA	0	0	0.00	1	0	0	0	0	0.1	0	0	0	0	0	0	0	1	0	0
1997	ATL vs. FLA	0	0	0.00	1	0	0	0	0	1.0	0	0	0	0	0	1	0	1	0	0
2003	BOS vs. NY (AL)	1	0	0.00	5	0	0	0	0	4.2	3	0	0	0	0	0	0	1	0	0
2004	BOS vs. NY (AL)	0	0	3.86	6	0	0	0	0	4.2	9	2	2	0	0	1	1	2	0	0
<b>Totals</b>		<b>1</b>	<b>0</b>	<b>1.69</b>	<b>13</b>	<b>0</b>	<b>0</b>	<b>0</b>	<b>0</b>	<b>10.2</b>	<b>12</b>	<b>2</b>	<b>2</b>	<b>0</b>	<b>0</b>	<b>2</b>	<b>1</b>	<b>5</b>	<b>0</b>	<b>0</b>

## World Series Record

Year	Club/Opp.	W	L	ERA	G	GS	CG	SHO	SV	IP	H	R	ER	HR	HB	BB	IBB	SO	WP	BK
1995	CLE vs. ATL	0	0	2.70	4	0	0	0	0	3.1	2	1	1	0	0	2	1	2	0	0
2004	BOS vs. STL	0	0	0.00	3	0	0	0	0	1.2	1	1	0	0	0	0	0	4	0	0
<b>Totals</b>		<b>0</b>	<b>0</b>	<b>1.80</b>	<b>7</b>	<b>0</b>	<b>0</b>	<b>0</b>	<b>0</b>	<b>5.0</b>	<b>3</b>	<b>2</b>	<b>1</b>	<b>0</b>	<b>0</b>	<b>2</b>	<b>1</b>	<b>6</b>	<b>0</b>	<b>0</b>

## vs. The American League

2007	ERA	W	L	SV	G	IP	H	HR	ER	SO	CAREER vs. TEAM	ERA	W	L	SV	G	IP	H	HR	ER	SO
3.38	0	0	2	3	2.2	2	1	1	3	Baltimore	5.65	2	1	2	40	36.2	44	7	23	36	
5.79	0	0	1	4	4.2	8	0	3	3	Boston	8.16	1	3	1	16	14.1	20	2	13	10	
4.76	0	0	1	6	5.2	6	0	3	4	Chicago	4.50	0	0	1	12	10.0	10	1	5	6	
14.54	0	1	0	4	4.1	8	1	7	4	Cleveland	7.83	1	2	1	25	23.0	21	4	20	25	
0.00	0	0	1	4	4.2	1	0	0	4	Detroit	2.28	1	0	1	23	23.2	19	2	6	22	
27.00	0	0	0	2	0.2	2	0	2	0	Kansas City	4.40	3	1	0	18	14.1	14	2	7	8	
0.00	0	0	2	8	7.1	5	0	0	5	Los Angeles	5.08	1	4	2	30	28.1	27	3	16	21	
0.00	0	0	1	4	3.1	1	0	0	2	Minnesota	7.94	0	1	1	20	17.0	23	2	15	21	
2.70	0	0	0	3	3.1	4	0	1	1	New York	4.17	1	0	0	43	45.1	38	8	21	42	
—	0	0	0	0	0.0	0	0	0	0	Oakland	1.78	3	1	0	25	25.1	14	2	5	22	
4.50	0	0	1	6	6.0	5	2	3	1	Seattle	3.56	1	2	1	35	30.1	26	3	12	25	
6.00	0	0	0	4	3.0	5	0	2	4	Tampa Bay	5.40	0	3	0	31	21.2	25	3	13	19	
5.19	0	0	3	8	8.2	11	1	5	7	Texas	7.26	2	0	4	31	31.0	37	6	25	27	
5.79	0	1	1	5	4.2	5	0	3	4	Toronto	4.22	1	3	4	49	49.0	42	7	23	38	

## vs. The National League

2007	ERA	W	L	SV	G	IP	H	HR	ER	SO	CAREER vs. TEAM	ERA	W	L	SV	G	IP	H	HR	ER	SO
—	0	0	0	0	0.0	0	0	0	0	0	Arizona	3.72	1	1	0	26	19.1	20	2	8	21
—	0	0	0	0	0.0	0	0	0	0	0	Atlanta	6.52	0	0	0	12	9.2	11	6	7	10
—	0	0	0	0	0.0	0	0	0	0	0	Chicago	7.17	2	0	0	26	21.1	29	5	17	20
0.00	0	0	1	2	3.0	1	0	0	4	Cincinnati	4.95	1	1	1	22	20.0	22	2	11	20	
—	0	0	0	0	0.0	0	0	0	0	0	Colorado	4.08	1	2	1	32	28.2	27	3	13	32
—	0	0	0	0	0.0	0	0	0	0	0	Florida	1.54	0	0	0	15	11.2	9	0	2	8
0.00	1	0	0	2	3.0	2	0	0	3	Houston	1.64	3	1	0	24	22.0	15	2	4	23	
—	0	0	0	0	0.0	0	0	0	0	0	Los Angeles	2.96	2	2	0	33	24.1	19	1	8	23
—	0	0	0	0	0.0	0	0	0	0	0	Milwaukee	1.23	0	1	0	26	22.0	16	1	3	22
—	0	0	0	0	0.0	0	0	0	0	0	New York	6.60	0	0	0	21	15.0	18	2	11	17
—	0	0	0	0	0.0	0	0	0	0	0	Philadelphia	1.26	2	0	2	31	28.2	18	0	4	19
—	0	0	0	0	0.0	0	0	0	0	0	Pittsburgh	4.24	1	2	0	18	17.0	13	2	8	19
—	0	0	0	0	0.0	0	0	0	0	0	St. Louis	2.50	1	1	0	21	18.0	9	2	5	22
—	0	0	0	0	0.0	0	0	0	0	0	San Diego	8.41	1	2	0	25	20.1	31	1	19	12
0.00	0	0	3	3	3.0	1	0	0	2	San Francisco	6.35	1	4	3	29	22.2	26	2	16	16	
—	0	0	0	0	0.0	0	0	0	0	0	Washington	2.65	2	0	0	17	17.0	14	1	5	16

## Monthly Breakdown

2007	ERA	W	L	SV	G	IP	H	HR	ER	SO	CAREER by MONTH	ERA	W	L	SV	G	IP	H	HR	ER	SO
—	0	0	0	0	0.0	0	0	0	0	0	March	INF	0	0	0	1	0.0	3	1	3	0
4.22	0	0	0	13	10.2	15	1	5	9	April	4.97	6	4	0	118	101.1	101	16	56	101	
2.45	0	0	3	12	11.0	10	0	3	7	May	4.01	8	3	4	128	121.1	117	17	54	111	
5.65	1	1	5	12	14.1	13	1	9	12	June	5.23	5	11	5	129	118.2	120	16	69	118	
0.96	0	0	3	10	9.1	6	0	1	7	July	4.38	7	6	7	116	98.2	88	10	48	83	
3.86	0	1	5	15	16.1	15	1	7	15	August	2.91	6	3	6	146	127.0	107	8	41	104	
7.11	0	0	1	6	6.1	8	2	5	1	September	5.46	3	9	3	128	112.0	112	16	68	96	
—	0	0	0	0	0.0	0	0	0	0	October	6.23	0	2	0	10	8.2	9	0	6	9	

FRONT OFFICE

**Pitching Breakdown**

2007											CAREER										
	ERA	W	L	SV	G	IP	H	HR	ER	SO		by CATEGORY	ERA	W	L	SV	G	IP	H	HR	ER
3.53	0	1	11	34	35.2	32	0	14	27	Home	3.89	23	16	16	394	363.2	330	34	157	344	
4.45	1	1	6	34	32.1	35	5	16	24	Road	5.22	12	22	9	382	324.0	327	50	188	278	
2.31	1	0	7	21	23.1	22	0	6	28	Day	4.51	9	11	9	243	223.2	202	23	112	232	
4.84	0	2	10	47	44.2	45	5	24	23	Night	4.52	26	27	16	533	464.0	455	61	233	390	
4.33	1	2	16	60	62.1	63	5	30	44	Grass	4.56	31	31	23	677	601.1	576	73	305	551	
0.00	0	0	1	8	5.2	4	0	0	7	Turf	4.17	4	7	2	99	86.1	81	11	40	71	
4.15	1	1	9	40	39.0	42	2	18	29	Pre-ASG	4.69	20	19	13	411	372.1	365	51	194	356	
3.72	0	1	8	28	29.0	25	3	12	22	Post-ASG	4.31	15	19	12	365	315.1	292	33	151	266	
—	0	0	0	0	0.0	0	0	0	0	Starter	7.00	0	2	0	4	18.0	19	3	14	12	
3.97	1	2	17	68	68.0	67	5	30	51	Reliever	4.45	35	36	25	772	669.2	638	81	331	610	

2008 ATHLETICS

REVIEW

RECORDS

HISTORY

OPPONENTS

PLAYER DEVELOPMENT

MISCELLANEOUS

**Ballpark Breakdown**

	ERA	W	L	S	G	IP	H	HR	ER	SO
3Com Park	2.29	2	1	0	38	35.1	22	4	9	41
Angel Stadium of Anaheim	3.86	1	2	1	17	18.2	16	2	8	15
Astrodome	0.00	0	0	0	5	4.0	1	0	0	4
AT&T Park	5.29	0	4	4	49	47.2	53	5	28	50
Busch Stadium	0.00	0	0	0	2	0.2	0	0	0	1
Busch Stadium I	1.74	1	1	0	11	10.1	3	0	2	11
Camden Yards	6.75	1	0	1	21	17.1	20	6	13	20
Chase Field	3.48	2	3	1	35	33.2	33	4	13	23
Cinergy Field	4.50	1	0	0	9	8.0	8	1	4	4
Citizens Bank Park	27.00	0	0	0	2	1.0	3	0	3	1
Clev. Municipal Stadium	7.20	0	1	0	2	10.0	13	2	8	10
Comerica Park	7.71	1	0	0	5	4.2	7	1	4	2
Coors Field	6.32	0	2	0	21	15.2	21	1	11	13
County Stadium	0.00	0	0	0	6	4.2	0	0	0	0
Dodger Stadium	1.86	1	1	0	14	9.2	2	0	2	9
Dolphin Stadium	1.69	0	0	0	8	5.1	5	0	1	3
Fenway Park	4.12	5	6	2	111	94.0	88	8	43	78
Great American Ball Park	0.00	0	0	0	2	0.2	0	0	0	0
Jacobs Field	5.54	4	2	1	39	39.0	31	7	24	34
Kauffman Stadium	6.23	0	1	0	6	4.1	6	1	3	5
Kingdome	0.00	0	1	0	3	2.1	1	0	0	3
McAfee Coliseum	3.45	1	2	11	42	44.1	37	1	17	37
Metrodome	10.13	0	1	0	11	8.0	12	1	9	12
Miller Park	0.00	0	0	0	5	3.2	6	0	0	7
Minute Maid Park	2.84	1	0	0	7	6.1	5	2	2	6
Olympic Stadium	5.06	0	0	0	5	5.1	6	1	3	5
PETCO Park	4.88	2	3	0	35	24.0	29	3	13	25
PNC Park	9.82	0	1	0	4	3.2	4	1	4	4
Qualcomm Stadium	4.18	4	1	0	35	32.1	28	1	15	38
Rangers Ballpark in Arlington	10.91	0	0	2	16	15.2	24	5	19	13
Rogers Centre	3.90	1	2	2	26	30.0	23	4	13	23
Safeco Field	5.11	0	0	0	14	12.1	10	2	7	9
Shea Stadium	1.42	0	0	0	9	6.1	5	0	1	7
Three Rivers Stadium	4.76	1	0	0	6	5.2	6	1	3	6
Tiger Stadium	0.00	0	0	0	1	1.0	0	0	0	2
Tropicana Field	4.85	0	3	0	21	13.0	14	3	7	9
Turner Field	4.60	4	0	0	55	43.0	38	6	22	40
U.S. Cellular Field	5.18	0	0	0	24	24.1	27	6	14	23
Veterans Stadium	0.90	1	0	0	13	10.0	10	0	1	5
Wrigley Field	9.64	0	0	0	11	9.1	20	3	10	10
Yankee Stadium	3.63	1	0	0	30	22.1	20	2	9	14

**Fielding Statistics**

Pitcher	YEAR	PCT.	G	PO	A	E	TC	DP
	1992	.500	4	1	0	1	2	0
	1995	1.000	23	0	3	0	3	0
	1996	1.000	24	1	2	0	3	0
	1997	1.000	66	1	7	0	8	0
	1998	1.000	55	3	5	0	8	1
	1999	1.000	68	2	3	0	5	0
	2000	1.000	63	0	9	0	9	3
	2001	1.000	61	2	4	0	6	1
	2002	.917	68	4	7	1	12	0
	2003	1.000	65	4	8	0	12	0
	2004	1.000	71	5	7	0	12	0
	2005	.909	67	2	8	1	11	0
	2006	.889	73	4	4	1	9	0
	2007	1.000	68	3	5	0	8	0
<b>Totals</b>		<b>.963</b>	<b>776</b>	<b>32</b>	<b>72</b>	<b>4</b>	<b>108</b>	<b>5</b>

**Embree's Career Highs**

**Low Hit Complete Game:** None  
**Innings Pitched:** 6.0, September 28, 1992 vs. New York (AL). As reliever: 3.0 (twice), last: June 15, 2003 vs. Houston  
**Fewest Innings Pitched, Starter:** 3.1, September 22, 1992 at Boston  
**Hits:** 7 (twice), last: September 26, 1995 at Minnesota. As reliever: 7, September 26, 1995 at Minnesota  
**Runs:** 6, September 26, 1995 at Minnesota  
**Earned Runs:** 6, September 26, 1995 at Minnesota  
**Walks:** 3 (six times), last: June 26, 2007 at Cleveland. As reliever: 3 (four times), last: June 26, 2007 at Cleveland  
**Strikeouts:** 7, June 22, 2002 vs. New York (AL)  
**Home Runs:** 4, May 20, 2001 at Atlanta  
**Longest Winning Streak:** 6, July 21, 1997 to August 20, 1998  
**Longest Losing Streak:** 5, May 21 to September 18, 2002  
**Longest Scoreless Streak:** 14.1 (twice), last: June 9 to July 7, 2002

# Dana Eveland

25



## Left-Handed Pitcher

**Height/Weight:** 6-0 / 170

**Bats/Throws:** Left / Left

**Birthdate:** October 29, 1983

**Opening Day Age:** 24

**Birthplace/Resides:** Olympia, Washington / Palmdale, California

**Major League Service:** 167 days

**Obtained:** Acquired from the Arizona Diamondbacks with pitchers Brett Anderson and Greg Smith, infielder Chris Carter and outfielders Aaron Cunningham and Carlos Gonzalez in exchange for pitchers Dan Haren and Connor Robertson, December 14, 2007

**Contract Status:** First year of a one-year contract through 2008.

## Career Highlights

Has spent parts of each of the last three seasons in the Majors...appeared in five games with Arizona last year after tallying 36 appearances with Milwaukee in 2005 and 2006...has six starts among his 41 career Major League outings...is 2-4 with a 7.55 ERA in his ML career but has a 28-18 record and a 2.61 ERA in 92 appearances, 64 starts, as a minor leaguer...was the starting pitcher for the North All-Stars in the 2005 Southern League All-Star Game...was named to the Pioneer League Postseason All-Star Team in his first professional season in 2003.

## 2007 Highlights

Had two stints with Arizona but spent most of the season on the disabled list at Triple-A Tucson...began the year in the Sidewinders starting rotation and went 1-0 with a 0.82 ERA in two starts before he was recalled by Arizona on April 20...made two relief appearances and allowed three runs in 0.1 innings on April 24 against San Diego before tossing a scoreless inning on April 30 at Los Angeles (NL)...was optioned back to Tucson on May 2 and made one relief appearance and one start before he was placed on the disabled list on May 11 with a strained left middle finger...was reinstated from the DL on August 7 and was sent to Single-A Visalia for two starts before returning to Tucson on August 16...made three more appearances, including two starts, with the Sidewinders before he returned to Arizona on September 1...was 1-0 with a 12.27 ERA over three games, one start, after his September call-up...was 1-0 with a 14.40 ERA in five games, one start, for the Diamondbacks overall...opponents hit .364, including .455 with runners in scoring position...lefties were 3 for 6 (.500) and right-handers hit .313 (5 for 16)...his one start with Arizona came on September 1 against Colorado, a no decision in a 13-7 win (2.2 ip, 5 h, 5 r, 5 er, 2 bb, 2 so)...picked up his lone win on September 8 against St. Louis when he retired the only batter he faced in the fourth inning with Arizona trailing 7-4...the D-backs then scored five times in the fourth for the win...was 1-0 with a 1.95 ERA in seven games, five starts, at Tucson and did not allow an earned run in two starts (5.0 ip) at Visalia for a 1.65 ERA overall in the minors...allowed a .242 opponents batting average, including .222 (6 for 27) against left-handers and .247 (24 for 97) against right-handers...opponents hit .194 with runners in scoring position...did not allow a home run in 32.2 innings...tossed 5.0 shutout innings for the win in his first start for Tucson on April 9 at Salt Lake and then allowed one run in 6.0 innings in a no decision against Colorado Springs on April 14 before he was promoted to Arizona...posted a 6.35 ERA in two games, one start, following his option before going on the DL...tossed 5.0 shutout innings in a start on August 19 against Colorado Springs and had a 0.82 ERA in three games, two starts, at Tucson in August before returning to Arizona...pitched for Mexicali in the Mexican-Pacific Winter League and was 4-2 with a 2.51 ERA in 14 games, nine starts...struck out 69 and walked just 15 in 61.0 innings...tied for third in the MPWL in strikeouts.

## Career

**2006**—Entered the season as the seventh-best prospect in the Brewers organization according to *Baseball America*...began the season at Triple-A Nashville and was recalled on May 10...prior to his promotion he was 3-1 with a 0.95 ERA for the Sounds...went 0-3 with an 8.13 ERA in nine games, five starts, with the Brewers during a pair of stints...was up from May 10 to June 1 and July 6 to 23...made his first Major League start on May 13 against New York (NL) and received a no decision in the Brewers' 9-8 loss (5.2 ip, 7 h, 6 r, 6 er, 3 bb, 4 so)...struck out a career high seven batters on May 23 at Cincinnati but took the 7-3 loss...made five starts with the Brewers and was 0-3 with an 8.51 ERA before he was optioned back to Nashville on June 2...struck out a season high 12 batters over 7.1 innings in a no decision on July 1 against Round Rock...was recalled on July 6 and made four relief appearances in his second stint with the Brewers...was optioned back to Nashville on July 24, where he finished the season...held opponents to a .191 batting average and struck out 110 batters in just 105.0 innings at Nashville.

**2005**—Began the season at Double-A Huntsville, where he went 10-4 with a 2.72 ERA in 18 starts...was the starting pitcher for the North All-Stars in the Southern League All-Star Game, tossing a perfect inning...went 7-0 with a 1.74 ERA over his last eight starts with Huntsville (51.2 ip, 10 er) to earn a promotion to Milwaukee on July 15...went 1-1 with a 5.97 ERA and one save in 27 relief appearances with the Brewers...made his Major League debut on July 16 against Washington (1.2 ip, 1 h, 2 bb, 2 so)...struck out his first batter faced (Viny Castillo)...earned his first Major League victory on July 26 against Arizona, tossing 2.0 scoreless innings...notched his first ML save on September 5 at Cincinnati, tossing 2.0 scoreless innings...pitched for the Peoria Javelinas of the Arizona Fall League and was 0-0 with a 6.30 ERA in three starts.

**2004**—Began the season at Single-A Beloit, where he went 9-6 with a 2.84 ERA and two saves in 22 games, 16 starts...struck out 119 batters in 117.1 innings with the Snappers...ranked fourth in the Midwest League in ERA...had a season high nine strikeouts on May 20 against Battle Creek and July 18 against Lansing...was promoted to Double-A Huntsville in late August and went 0-2 with a 2.28 ERA in 4 starts.

**2003**—Went 2-1 with a 2.08 ERA and 14 saves in 19 relief appearances in his first professional season at Helena of the Rookie Pioneer League...ranked second in the league in saves and was named to the Pioneer League Postseason All-Star Team...made his professional debut on June 17 against Missoula and recorded the save...earned his first professional win on August 2 at Great Falls.

## Personal/Miscellaneous

Dana J. Eveland was originally signed by Milwaukee Brewers scouts Corey Rodriguez and Jim Stevenson...graduated from Palmdale (CA) High School...attended College of the Canyons...younger brother, Kyle, a second baseman from Palmdale (CA) High School, was drafted by the Brewers in the 43rd round of the 2005 First-Year Player Draft but did not sign.

FRONT OFFICE

2008 ATHLETICS

REVIEW

RECORDS

HISTORY

OPONENTS

PLAYER DEVELOPMENT

MISCELLANEOUS

FRONT OFFICE

**Lifetime Pitching Record**

Year	Club	W	L	ERA	G	GS	CG	SHO	SV	IP	H	R	ER	HR	HB	BB	IBB	SO	WP	BK
2003	Helena	2	1	2.08	19	0	0	0	14	26.0	30	9	6	1	2	8	1	41	5	1
2004	Beloit	9	6	2.84	22	16	1	0	2	117.1	108	48	37	8	4	24	0	119	2	0
	Huntsville	0	2	2.28	4	4	0	0	0	23.2	23	9	6	0	1	4	0	14	1	0
2005	Huntsville	10	4	2.72	18	18	0	0	0	109.0	96	42	33	4	4	38	0	98	6	2
	MILWAUKEE	1	1	5.97	27	0	0	0	1	31.2	40	21	21	2	1	18	3	23	1	0
2006	Nashville	6	5	2.74	20	19	0	0	0	105.0	71	40	32	4	9	41	0	110	1	0
	MILWAUKEE	0	3	8.13	9	5	0	0	0	27.2	39	25	25	4	5	16	2	32	2	0
2007	Tucson	1	0	1.95	7	5	0	0	0	27.2	29	7	6	0	0	10	1	15	1	0
	ARIZONA	1	0	14.40	5	1	0	0	0	5.0	8	8	8	0	0	5	0	3	1	0
	Visalia	0	0	0.00	2	2	0	0	0	5.0	1	1	0	0	0	2	0	9	0	0
<b>ML Totals</b>		<b>2</b>	<b>4</b>	<b>7.55</b>	<b>41</b>	<b>6</b>	<b>0</b>	<b>0</b>	<b>1</b>	<b>64.1</b>	<b>87</b>	<b>54</b>	<b>54</b>	<b>6</b>	<b>6</b>	<b>39</b>	<b>5</b>	<b>58</b>	<b>4</b>	<b>0</b>

2008 ATHLETICS

**Career Transactions**

**2002** — Selected by the Milwaukee Brewers organization in the 16th round of the First-Year Player Draft. **2006** — Traded to the Arizona Diamondbacks with pitcher Doug Davis and outfielder Dave Krynzal in exchange for pitchers Greg Aquino and Claudio Vargas and catcher Johnny Estrada, November 25. **2007** — Traded to the Oakland Athletics with pitchers Brett Anderson and Greg Smith, infielder Chris Carter and outfielders Aaron Cunningham and Carlos Gonzalez in exchange for pitchers Dan Haren and Connor Robertson, December 14.

REVIEW

**vs. The National League**

2007 ERA	W	L	SV	G	IP	H	HR	ER	SO	CAREER vs. TEAM	ERA	W	L	SV	G	IP	H	HR	ER	SO
—	0	0	0	0	0.0	0	0	0	0	Arizona	0.00	1	0	0	3	5.1	5	0	0	5
—	0	0	0	0	0.0	0	0	0	0	Atlanta	13.50	0	0	0	2	1.1	4	0	2	1
—	0	0	0	0	0.0	0	0	0	0	Chicago	6.75	0	0	0	3	2.2	2	0	2	3
—	0	0	0	0	0.0	0	0	0	0	Cincinnati	10.45	0	1	1	7	10.1	19	1	12	11
16.88	0	0	0	1	2.2	5	0	5	2	Colorado	13.50	0	0	0	2	3.1	7	0	5	3
—	0	0	0	0	0.0	0	0	0	0	Florida	0.00	0	0	0	1	2.0	0	0	0	1
—	0	0	0	0	0.0	0	0	0	0	Houston	10.80	0	1	0	4	5.0	8	2	6	5
0.00	0	0	0	2	1.2	0	0	0	0	Los Angeles	0.00	0	0	0	2	1.2	0	0	0	0
—	0	0	0	0	0.0	0	0	0	0	New York	6.23	0	0	0	3	8.2	10	1	6	5
—	0	0	0	0	0.0	0	0	0	0	Philadelphia	7.20	0	1	0	2	10.0	13	2	8	10
—	0	0	0	0	0.0	0	0	0	0	Pittsburgh	0.00	0	0	0	1	0.1	0	0	0	0
0.00	1	0	0	1	0.1	0	0	0	0	St. Louis	7.11	1	0	0	6	6.1	9	0	5	4
81.00	0	0	0	1	0.1	3	0	3	1	San Diego	20.25	0	0	0	2	1.1	3	0	3	3
—	0	0	0	0	0.0	0	0	0	0	San Francisco	0.00	0	0	0	1	0.1	0	0	0	0
—	0	0	0	0	0.0	0	0	0	0	Washington	7.94	0	1	0	2	5.2	7	0	5	7

RECORDS

HISTORY

**Monthly Breakdown**

2007 ERA	W	L	SV	G	IP	H	HR	ER	SO	CAREER by MONTH	ERA	W	L	SV	G	IP	H	HR	ER	SO
20.25	0	0	0	2	1.1	3	0	3	1	April	20.25	0	0	0	2	1.1	3	0	3	1
—	0	0	0	0	0.0	0	0	0	0	May	7.97	0	2	0	4	20.1	28	4	18	21
—	0	0	0	0	0.0	0	0	0	0	June	11.25	0	1	0	1	4.0	6	0	5	5
—	0	0	0	0	0.0	0	0	0	0	July	3.86	1	0	0	10	11.2	14	0	5	12
—	0	0	0	0	0.0	0	0	0	0	August	4.91	0	0	0	10	11.0	17	1	6	6
12.27	1	0	0	3	3.2	5	0	5	2	September	9.56	1	1	1	14	16.0	19	1	17	13

OPPONENTS

**Pitching Breakdown**

2007 ERA	W	L	SV	G	IP	H	HR	ER	SO	CAREER by CATEGORY	ERA	W	L	SV	G	IP	H	HR	ER	SO
21.60	1	0	0	3	3.1	8	0	8	3	Home	9.39	2	1	0	24	38.1	53	3	40	34
0.00	0	0	0	2	1.2	0	0	0	0	Road	4.85	0	3	1	17	26.0	34	3	14	24
—	0	0	0	0	0.0	0	0	0	0	Day	8.10	0	1	0	5	13.1	18	3	12	14
14.40	1	0	0	5	5.0	8	0	8	3	Night	7.10	2	3	1	36	51.0	69	3	42	44
14.40	1	0	0	5	5.0	8	0	8	3	Grass	7.55	2	4	1	41	64.1	87	6	54	58
—	0	0	0	0	0.0	0	0	0	0	Turf	—	0	0	0	0	0.0	0	0	0	0
20.25	0	0	0	2	1.1	3	0	3	1	Pre-ASG	9.33	0	3	0	9	27.0	39	4	28	29
12.27	1	0	0	3	3.2	5	0	5	2	Post-ASG	6.27	2	1	1	32	37.1	48	2	26	29
16.88	0	0	0	1	2.2	5	0	5	2	Starter	9.33	0	3	0	6	27.0	39	4	28	28
11.57	1	0	0	4	2.1	3	0	3	1	Reliever	6.27	2	1	1	35	37.1	48	2	26	30

MISCELLANEOUS

**Ballpark Breakdown**

	ERA	W	L	S	G	IP	H	HR	ER	SO
Busch Stadium II	3.00	0	0	0	2	3.0	4	0	1	3
Chase Field	10.80	1	0	0	5	6.2	11	0	8	8
Citizens Bank Park	7.20	0	1	0	1	5.0	6	1	4	4
Coors Field	0.00	0	0	0	1	0.2	2	0	0	1
Dodger Stadium	0.00	0	0	0	2	1.2	0	0	0	0
Great American	6.75	0	1	1	4	8.0	12	1	6	9
Miller Park	8.23	1	1	0	21	35.0	45	3	32	31
Minute Maid Park	27.00	0	1	0	2	1.0	4	1	3	1
PNC Park	0.00	0	0	0	1	0.1	0	0	0	0
Shea Stadium	0.00	0	0	0	2	3.0	3	0	0	1

**Fielding Statistics**

Pitcher		YEAR	PCT.	G	PO	A	E	TC	DP
2005	1.000	27	3	2	0	5	1		
2006	1.000	9	0	2	0	2	0		
2007	1.000	5	0	2	0	2	0		
<b>Totals</b>	<b>1.000</b>	<b>41</b>	<b>3</b>	<b>6</b>	<b>0</b>	<b>9</b>	<b>1</b>		

**Eveland's Career Highs**

**Low Hit Complete Game:** None  
**Innings Pitched:** 5.2, May 13, 2006 vs. New York (NL). As reliever: 3.0, September 9, 2005 vs. Houston  
**Fewest Innings Pitched, Starter:** 2.2, September 1, 2007 vs. Colorado  
**Hits:** 8, May 23, 2006 at Cincinnati. As reliever: 4 (twice), last: August 27, 2005 vs. Atlanta  
**Runs:** 6, May 13, 2006 vs. New York (NL). As reliever: 3 (three times), last: April 24, 2007 vs. San Diego  
**Earned Runs:** 6, May 13, 2006 vs. New York (NL). As reliever: 3 (three times), last: April 24, 2007 vs. San Diego  
**Walks:** 4, May 18, 2006 vs. Philadelphia. As reliever: 2 (six times), last: April 30, 2007 at Los Angeles (NL)  
**Strikeouts:** 7, May 23, 2006 at Cincinnati. As reliever: 4, July 15, 2006 at Arizona  
**Home Runs:** 1 (six times), last: May 28, 2006 at Philadelphia. As reliever: 1 (twice), last: September 11, 2005 vs. Houston  
**Longest Winning Streak:** 1 (twice), last: September 8, 2007 to present  
**Longest Losing Streak:** 4, September 16, 2005 to June 2, 2006  
**Longest Scoreless Streak:** 7.1, July 26 to August 8, 2005

**Jeff Fiorentino**

**67**

**Outfielder**

**Height/Weight:** 6-1 / 186

**Bats/Throws:** Left / Right

**Birthdate:** April 14, 1983

**Opening Day Age:** 24

**Birthplace/Resides:** Pembroke Pines, Florida / Plantation, Florida

**Major League Service:** 54 days

**Obtained:** Claimed off waivers from Cincinnati, January 25, 2008.

**Contract Status:** First year of a one-year contract through 2008.

**Career Highlights**

Was originally drafted by the Baltimore Orioles in the third round of the 2004 draft and made his Major League debut in 2005, making the jump from Single-A to the majors...became the first position player from the 2004 draft to reach the majors, after A's pitcher Huston Street and Red Sox pitcher Cla Meredith...hit .253 with a home run and 12 RBI in 32 games with the Orioles in 2005 and 2006...spent the entire 2007 season at Double-A Bowie and is a .286 career minor league hitter with 62 home runs and 241 RBI in 396 games...has never appeared in a game at the Triple-A level.

**2007 Highlights**

Spent the entire season at Double-A Bowie and batted .282 with 15 home runs and 65 RBI in 126 games...led the Baysox in walks (44) and sacrifice hits (10) and ranked second in games (126), at bats (436), runs (68), hits (123) and triples (tie, 4)...led Eastern League outfielders with a .993 fielding percentage as he committed just two errors in 118 games...appeared in 83 games in center field, 30 in left field and five in right field...batted .303 (100 for 330) with 14 of his 15 home runs and 57 of his 65 RBI against right-handed pitching and .217 (23 for 106) against left-handers...was 4 for 6 (.667) with a walk and 12 RBI with the bases loaded...got off to a slow start as he hit .160 in 22 games in April...then hit .298 or better in each of the next four months and had a .307 batting average from May 1 through the end of the season...had four home runs and 23 RBI over the first 80 games through the first game of the doubleheader on July 5 and 11 home runs and 42 RBI over his final 46 games...hit in each of the first seven spots in the order but saw his most action with 47 games in the five spot and 41 hitting sixth...was 3 for 3 with a walk and scored a season high four runs on May 19 at Altoona...snapped a 33-game homerless streak on July 5 in the first game of the doubleheader against Akron when he homered twice against the Aeros...that began a seven-game stretch through July 16 where he hit five home runs and drove in 13 runs...had back-to-back four RBI games on July 13 and 14 at Erie, matching his season high...went 7 for 10 with two home runs and eight RBI in those two games, including a season high four hits on the 14th...had a season best eight-game hitting streak from July 23 to 31 (10 for 28, .357)...hit .325 with five home runs and 18 RBI in 22 games in July...then batted .302 with five home runs and 23 RBI in 27 games in August...played for the Arizona Fall League Champion Phoenix Desert Dogs following the season and

hit .152 with three RBI in nine games...was named as the Orioles ninth best prospect by Baseball America entering the season...was claimed off waivers by Cincinnati on January 4 before the As claimed him off waivers on January 23.

**Career**

**2006**—Spent most of the season at Double-A Bowie before earning a September promotion to Baltimore...appeared in 19 games for the Orioles over the final month, including 11 starts, and batted .256 with seven RBI...hit safely in nine of his 14 games with an at bat and collected one hit in each of his last four games...batted .275 with 13 home runs and 62 RBI in 104 games for Bowie...hit .295 with 11 home runs against right-handed pitchers and .221 with two home runs off left-handers...made 57 appearances in left field and 39 in center field...was on the disabled list from April 17 to 27 with a sprained left ankle...was hampered in June by a sore left hamstring...hit .340 in July and August, including .376 with 22 RBI in 30 games in August...from August 10-15 he produced at least two hits in five of six games...hit safely in his last 19 games for the Baysox (.435, 4 HR, 16 RBI), raising his batting average from .241 to a season-ending .275...following the season, he played for the Grand Canyon Rafters in the Arizona Fall League and hit .263 with three home runs and 11 RBI in 26 games.

**2005**—Spent most of the season at Single-A Frederick, where he appeared in 103 games...batted .286 with 22 home runs and 66 RBI and tied for second among all Orioles farmhands in homers...made his Major League debut with 13 appearances for Baltimore from May 12 to 29 and hit .250 with a home run and five RBI...became the first position player from the 2004 draft to reach the majors, after As pitcher Huston Street and Red Sox pitcher Cla Meredith...became the first Orioles player to reach the majors in his second professional season since Jerry Hairston did it in September 1998...made his big league debut on May 12 at Chicago (AL) and went 2 for 2...singled twice off Jon Garland in the sixth and eighth innings...singled in each of his first four plate appearances and hit safely in each of his first three games (6 for 10, .600)...went 5 for 34 (.148) over his last 10 games...made his first career start on May 14 at Chicago (AL) and went 3 for 5 with a double...snapped a 0 for 11 skid with his first career home run on May 20 against Philadelphia off Randy Wolf...was optioned to Frederick on June 2 and spent the rest of the season with the Keys...earned his May promotion by hitting safely in 21 of his first 28 games for Frederick (.313, 5 HR, 13 RBI)...hit for the cycle on May 2 against Winston-Salem...in 32 games in August, he hit .347 with 12 home runs and 33 RBI and was named Carolina League Player of the Month...hit .207 with a double and a home run in the Carolina League playoffs...following the season he was rated by *Baseball America* as the eighth-best prospect in the Carolina League.

**2004**—Combined to hit .311 with 12 home runs and 48 RBI in 63 appearances at Single-A Aberdeen and Single-A Delmarva...began his professional career at Aberdeen and hit .348 in 14 games...was promoted on July 14 and hit safely in eight of his first nine games for Delmarva (.361, 4 HR, 10 RBI)...despite playing in just 49 games for the Shorebirds, he ranked third on the club with 10 home runs.

**Personal/Miscellaneous**

Jeffrey Philip Fiorentino...graduated from Nova High School in Davie, Florida in 2001...hit .512 and led the county in home runs (12), RBI (42) and runs scored (42) as a senior, earning All-County, All-State and the *South Florida Sun-Sentinel's* Broward County Player of the Year honors...was drafted by the Blue Jays in the 21st round of the June draft but opted to attend Florida Atlantic University, where he was named to the Atlantic Sun All-Freshman team and the Louisville Slugger Honorable Mention All-American team...as a sophomore at FAU was All-Conference, second team All-Atlantic Region and was selected to the A-Sun All-Tournament team...as a junior was All-Conference after hitting .348 with 17 home runs and 66 RBI...left FAU as its all-time leader in total bases (409), ranked second in home runs (44) and runs scored (204) and third in walks (110)...played for the Cotuit Kettleers in the Cape Cod League in 2003.

**Lifetime Playing Record**

Year	Club	AVG.	G	AB	R	H	2B	3B	HR	RBI	SH	SF	HP	BB	SO	SB	CS	SLG	OBP	E
2004	Aberdeen	.348	14	46	9	16	7	1	2	12	0	0	2	9	4	3	1	.674	.474	1
	Delmarva	.302	49	179	40	54	15	2	10	36	0	1	3	20	50	2	2	.575	.379	5
2005	Frederick	.286	103	413	70	118	18	4	22	66	4	0	4	34	90	12	6	.508	.346	6
	BALTIMORE	.250	13	44	7	11	2	0	1	5	0	1	0	2	10	1	0	.364	.277	0
2006	Bowie	.275	104	385	63	106	14	0	13	62	6	3	3	53	58	9	3	.413	.365	3
	BALTIMORE	.256	19	39	8	10	2	0	0	7	2	1	1	7	3	1	0	.308	.375	0
2007	Bowie	.282	126	436	68	123	18	4	15	65	10	5	1	44	89	8	4	.445	.346	2
<b>ML Totals</b>		<b>.253</b>	<b>32</b>	<b>83</b>	<b>15</b>	<b>21</b>	<b>4</b>	<b>0</b>	<b>1</b>	<b>12</b>	<b>2</b>	<b>2</b>	<b>1</b>	<b>9</b>	<b>13</b>	<b>2</b>	<b>0</b>	<b>.337</b>	<b>.326</b>	<b>0</b>

**Career Transactions**

**2001** — Selected by the Toronto Blue Jays organization in the 21st round of the June draft; did not sign. **2004** — Selected by the Baltimore Orioles organization in the 3rd round of the First-Year Player Draft. **2008** — Claimed off waivers by the Cincinnati Reds, January 4. Claimed off waivers by the Oakland Athletics, January 25.

**vs. The American League**

2007 AVG.	AB	H	HR	RBI	CAREER vs. TEAM	AVG.	AB	H	HR	RBI
—	0	0	0	0	Boston	.385	13	5	0	3
—	0	0	0	0	Chicago	.600	10	6	0	0
—	0	0	0	0	Detroit	.083	12	1	0	1
—	0	0	0	0	Kansas City	.000	10	0	0	0
—	0	0	0	0	Minnesota	.125	8	1	0	1
—	0	0	0	0	New York	.333	9	3	0	1
—	0	0	0	0	Oakland	.200	5	1	0	2
—	0	0	0	0	Seattle	.000	4	0	0	0

FRONT OFFICE  
2008 ATHLETICS  
REVIEW  
RECORDS  
HISTORY  
OPPONENTS  
PLAYER DEVELOPMENT  
MISCELLANEOUS

vs. The National League

2007 AVG.	AB	H	HR	RBI	CAREER vs. TEAM	AVG.	AB	H	HR	RBI
—	0	0	0	0	Philadelphia	.333	12	4	1	4

Monthly Breakdown

2007 AVG.	AB	H	HR	RBI	CAREER by MONTH	AVG.	AB	H	HR	RBI
—	0	0	0	0	May	.250	44	11	1	5
—	0	0	0	0	September	.256	39	10	0	7

Batting Breakdown

2007 AVG.	AB	H	HR	RBI	CAREER by CATEGORY	AVG.	AB	H	HR	RBI
—	0	0	0	0	Home	.238	42	10	1	9
—	0	0	0	0	Road	.268	41	11	0	3
—	0	0	0	0	Day	.136	22	3	0	2
—	0	0	0	0	Night	.295	61	18	1	10
—	0	0	0	0	Grass	.253	83	21	1	12
—	0	0	0	0	Turf	—	0	0	0	0
—	0	0	0	0	Pre-ASG	.250	44	11	1	5
—	0	0	0	0	Post-ASG	.256	39	10	0	7
—	0	0	0	0	vs. LHP	.179	28	5	1	4
—	0	0	0	0	vs. RHP	.291	55	16	0	8
—	0	0	0	0	RISP	.200	25	5	0	11
—	0	0	0	0	Bases Loaded	.500	4	2	0	4
—	0	0	0	0	Pinch Hitter	.000	1	0	0	0
—	0	0	0	0	Designated Hitter	—	0	0	0	0

Ballpark Breakdown

	AVG.	AB	H	HR	RBI
Camden Yards	.238	42	10	1	9
Comerica Park	.000	4	0	0	0
Fenway Park	.250	4	1	0	0
Kauffman Stadium	.000	10	0	0	0
McAfee Coliseum	.200	5	1	0	2
U.S. Cellular Field	.600	10	6	0	0
Yankee Stadium	.375	8	3	0	1

Fielding Statistics

YEAR	PCT.	G	PO	A	E	TC	DP
2005	1.000	12	29	0	0	29	0
2006	1.000	17	28	3	0	31	1
<b>Totals</b>	<b>1.000</b>	<b>29</b>	<b>57</b>	<b>3</b>	<b>0</b>	<b>60</b>	<b>1</b>

Fiorentino's Career Highs

**Hits:** 3, May 14, 2005 at Chicago (AL)  
**Runs:** 2 (twice), last: September 22, 2006 vs. Minnesota  
**Doubles:** 1 (four times), last: September 30, 2006 at Boston  
**Triples:** None  
**Home Runs:** 1, May 20, 2005 vs. Philadelphia  
**Runs Batted In:** 2 (three times), last: September 14, 2006 vs. Boston

**Walks:** 1 (nine times), last: September 28, 2006 at New York (AL)  
**Strikeouts:** 2 (twice), last: May 29, 2005 vs. Detroit  
**Stolen Bases:** 1 (twice), last: September 21, 2006 vs. Detroit  
**Hitting Streak:** 4, September 26, 2006 to present  
**Hitless Streak (At Bats):** 11, May 15 to 19, 2005

Fiorentino's Career Home Run Chart

**Multi-Homer Games:** None. **Three-Homer Games:** None. **Two-Homer Games:** None. **Grand Slams:** None. **Pinch-Hit Home Runs:** None. **Inside-The-Park Home Runs:** None. **Game Ending Home Runs:** None. **Lead Off Home Runs:** None.

**Chad Gaudin****57****Right-Handed Pitcher****Height/Weight:** 5-10 / 188**Bats/Throws:** Right / Right**Birthdate:** March 24, 1983**Opening Day Age:** 25**Birthplace/Resides:** New Orleans, Louisiana / Harahan, Louisiana**Major League Service:** 3 years, 4 days**Obtained:** Acquired from Toronto for a PTBNL (outfielder Dustin Majewski on December 8), December 5, 2005**Contract Status:** First year of a one-year contract through 2008.**Career Highlights**

The 25-year old right-hander has spent parts of each of the last five seasons in the Majors...spent the entire season in the Majors for the first time in 2007 and made 34 appearances, all starts...it was the first time in his career he was used exclusively as a starter...appeared in 55 games, all in relief, in his first season with the A's in 2006...tossed 3.1 scoreless innings in three ALCS appearances that year...made 46 appearances, including 10 starts, with Tampa Bay and Toronto from 2003-05...had a career best 20.2 inning scoreless streak as a reliever from July 13 to September 9, 2006...made his Major League debut on August 1, 2003 at the age of 20 years, 130 days...tossed a perfect game for Double-A Orlando on July 15, 2003 against Jacksonville.

**2007 Highlights**

Was placed in the A's starting rotation when Esteban Loaiza went on the disabled list to start the season and pitched exclusively as a starter for the first time in his career...was 11-13 with a 4.42 ERA in 34 starts...his statistics before and after the All-Star Break told his story in 2007 as he was 8-3 with a 2.88 ERA, .246 opponents batting average and five home runs allowed in 18 starts before the break and 3-10 with a 6.30 ERA, .290 opponents batting average and 16 home runs allowed in 16 starts after the break...ranked fourth in the American League in ERA at the break and only two Oakland pitchers since 1991 had a lower ERA at the break (Haren, 2.30 in 2007 and Hudson, 2.71 in 2003)...then led the Majors in losses after the break and compiled the highest ERA in the AL...is the fourth pitcher in Oakland history to lose 10 games after the All-Star Break along with Brian Kingman (12 in 1980), Matt Keough (11 in 1978) and Rick Langford (10 in 1977)...his ERA was third highest ever by an Oakland pitcher after the break (Wasdin, 6.84 in 1996; Haynes, 6.35 in 1998)...for the season, he led the A's in losses, runs (108), walks (100) and hit batters (8) and tied for the team lead in games started...became just the second A's pitcher since 1993 to walk 100 or more batters (Appier, 102 in 2000)...tied for the AL lead in games started, was second in walks, third in intentional walks (8), tied for sixth in runs, seventh in grounded into double plays (26), tied for eighth in losses, tied for ninth in earned runs (98) and tied for 10th in hit batters...struck out 154 for a strikeout to walk ratio of 1.54, which was second lowest in the AL...now has 255 career strikeouts and 180 walks for a ratio of 1.42...had the fourth highest opponents on-base percentage in the AL (.354)...allowed a league leading eight triples, which tied for the seventh highest single season total in Oakland history...15 of the 21 home runs he allowed came with the bases empty as have 29 of his 38 career home runs...eight of his 21 home runs came against Los Angeles, the most ever in one season by an Oakland pitcher against the Angels...allowed a .267 opponents batting average, which included a .250 (94 for 376) mark against right-handed hitters and .282 (111 for 393) against left-handers...had 32 walks and 105 strikeouts against right-handers and 68 walks and 49 strikeouts against left-handers...his opponents average dropped to .256 with runners in scoring position, including .192 with RISP and two outs and .115 with the bases loaded...has allowed a .182 (31 for 170) career average with RISP and two outs...allowed a .295 opponents batting average the first time through the lineup, .219 the second time through and .290 after that...opponents were successful in 12 of 13 (92.3%) stolen base attempts with him on the mound, which was third highest in the AL and second highest in Oakland history (Lilly, 96.0% in 2003)...opponents are now 22 for 24 (91.7%) off him in his career...was 2-1 with a 3.56 ERA in seven starts during the day compared to 9-12 with a 4.66 ERA in 27 starts at night...his 27 starts at night were the most by an A's pitcher since Vida Blue and Ken Holtzman both had 27 such starts in 1975...the A's were 18-16 in his starting assignments, which included 11-3 over his first 14 starts and 7-13 over his final 20 assignments...tossed seven or more innings in nine of his 34 starts, allowed two runs or fewer 16 times and walked two batters or fewer 15 times...left with the lead in five of his no decisions in which he pitched at least five innings only to have the bullpen blown the save...allowed two home runs in his first start on April 5 at Los Angeles but then had a 10-start, 67.0-inning, 284-batter homerless streak that ended when Jason Kubel homered in the sixth inning on June 3 against Minnesota...picked up his first win of the season on April 17 against Los Angeles to give him a career high five-game winning streak dating back to July 4, 2006...finished April with a 1-1 record and a 2.54 ERA in five starts...the ERA ranked seventh in the AL...then went 4-0 with a 2.15 ERA in six starts in May...tied for second in the AL in May wins and ranked fifth in ERA...won his first start in June, giving him a career high tying five-game winning streak from May 8 to June 3 (2.15 ERA)...was 6-1 with a 2.43 ERA, a .242 opponents batting average and three home runs allowed in 13 starts entering play on June 14...then went 5-12 with a 5.70 ERA, a .282 opponents batting average and 18 home runs allowed over his last 21 starts...the 12 losses were the most in the Majors from June 14 until the end of the season...walked five or more batters in three consecutive starts from July 12 to 23, the longest such streak by an Oakland starter since Todd Van Poppel did it in four consecutive starts from August 16-September 3, 1993...that streak began a career high tying five-game losing streak from July 12 to August 7 (8.54 ERA)...included in that stretch was his first career complete game, a four-hitter in the A's 4-3 loss at Seattle on July 28...finished July with a 1-3 record and a 6.44 ERA in five starts...the ERA was fifth highest in the AL...had his first career 10 strikeout game on August 23 at Tampa Bay...matched his career high with 10 hits (fourth time) in just 3.2 innings on September 8 in a 7-3 loss at Texas...allowed a career high eight runs (three earned) in 4.0 innings in an 8-7 loss to Seattle on September 18...walked a career and A's season high seven batters in 4.0 innings in a 7-3 loss at Boston on September 25...it was just the fourth time in Oakland history a pitcher walked seven or more in four innings or fewer...then struck out a career and A's season high 11 batters in his next and final start on September 30 against Los Angeles...went 1-4 with a 6.46 ERA in six starts in September...had surgery to repair a torn labrum in his left hip and a sesamoidectomy on his right foot on December 18.



## Career

**2006**—Posted a 3.09 ERA and allowed a .222 opponents batting average while compiling a 4-2 record and two saves in 55 appearances, all in relief...pitched exclusively in relief for the first time at the Major League level...allowed a .160 batting average against first batters faced, which ranked eighth lowest in the American League...allowed just 7 of 35 (20.0%) inherited runners to score, which was fourth lowest in the AL...however, walked 42 and struck out just 36 in 64.0 innings...his walk total tied for second highest among AL relievers...had career highs in games and saves and his ERA and opponents batting average were the lowest of his career...had a lower opponents slugging percentage (.330) than on-base percentage (.341)...had a 3.97 ERA before the All-Star Break and allowed at least one run in 12 of his 25 outings...then compiled a 2.10 ERA after the break and did not allow a run in 25 of his 30 outings...however, allowed just 1 of 18 inherited runners to score before the break and 6 of 17 after the break...did not allow a run in his first 20 outings after the break (20.1 ip, 10 h, 13 bb, 9 so) and had a career best 20.2 inning scoreless streak from July 13 to September 9...that was the longest scoreless streak by an AS reliever since Rick Honeycutt had a 24.1 inning streak from June 25 to September 14, 1995...his .222 opponents batting average broke down to .201 against right-handers and .253 against left-handers...his opponents average dropped to .176 with runners in scoring position...compiled a 1.23 ERA in 16 outings on no days rest and a 3.65 ERA in his other 39 outings...allowed three home runs, all at home, all solo shots and all before the All-Star Break...finished the season with a 30-game, 30.0-inning, 127-batter homerless streak...was 3-0 with both of his saves a 2.20 ERA in 20 outings during the day compared to 1-2 with his only blown save and a 3.82 ERA in 35 outings at night...began the season at Triple-A Sacramento and had two stints with the River Cats before returning to Oakland for good in mid-May...was called up for the first time on April 21 and allowed at least one run in three of his first four outings (4.70 ERA)...recorded his first Major League save on May 4 against Cleveland when he allowed three runs in a season-high 4.0 innings in the AS 12-4 win...it was the first four-inning save by an Athletic since Scott Service on September 22, 2000 at Seattle...was optioned to Sacramento the next day but returned on May 13 and spent the remainder of the season with Oakland...took the loss on May 26 at Texas, extending his career high losing streak to five games dating back to June 5, 2005...recorded his second save on June 29 at San Diego, pitching the final inning of the AS 6-5, 14-inning win...then picked up his first win of 2006 in his next outing on July 4 against Detroit...his only blown save of the season came on July 6 against Los Angeles (AL)...had stranded all 14 of his inherited runners entering the game...his outing on September 30 at Los Angeles was the 100th appearance of his career...made three postseason appearances, all in the ALCS against Detroit and did not allow a run (3.1 ip)...was used as a starter at Sacramento and was 2-0 with a 0.52 ERA in three starts when the AS called for the first time on April 21...made one more start on May 9 at Oklahoma and picked up the win while striking out 10 in 7.0 innings...was 3-0 with a 0.37 ERA in four starts overall with the River Cats...walked eight and struck out 26 in 24.1 innings and did not allow a home run...allowed a .173 opponents batting average.

**2005**—Was 1-3 with a 13.15 ERA in five appearances, three starts, with Toronto...was recalled from Triple-A Syracuse of the International League on May 29...after making three starts, he was optioned back to Syracuse on June 16...was recalled again on July 15...made two relief appearances, then was optioned back to Syracuse on July 26...opponents batted .470, including .481 by left-handed hitters and .462 by right-handers...was 1-2 with a 12.19 ERA in his three starts...made his Blue Jays debut on May 31 at Seattle and won 9-7...became the eighth starter in team history to win their Blue Jays debut and at the age of 22 years and 68 days, he was the youngest Blue Jay to start a game since Brandon Lyon started at 21 years, 359 days of age, on August 4, 2001 vs. Baltimore...was 0-1 with a 16.88 ERA in two relief appearances...for Syracuse he was 9-8 with a 3.35 ERA, which ranked fourth in the International League...was one of two IL pitchers to throw a pair of shutouts in 2005...allowed a .251 opponents batting average...was named the International League Pitcher of the Week for the period from May 16-22...went 2-0 with a 1.20 ERA during the week...threw a one-hit shutout vs. Columbus on May 16 and won 3-0...retired the first 24 batters before his perfect game was broken up by a single to start the ninth...hurled a four-hit shutout on June 25 against Ottawa...struck out a season high 11 batters in a July 10 loss to Pawtucket...was a two-time selection as a Blue Jays Minor League Star of the Month, being honored in both April and May...pitched for Magallanes in the Venezuelan Winter League and was 4-3 with a 2.97 ERA in 11 starts...ranked sixth in the VVWL in ERA and was third in strikeouts (53).

**2004**—Was 1-2 with a 4.85 ERA in 26 games, four starts, with Tampa Bay...made the Opening Day roster and appeared in 14 games in relief...posted a 3.00 ERA before being optioned to Triple-A Durham on May 19...was the seventh-youngest player in the majors...was recalled on June 11 and inserted into the starting rotation where he was 1-1 with a 5.87 ERA in four starts before returning to Durham on June 28...earned his first career win as a starter on June 17 at San Diego in his second start of the season (5.0 ip, 7 h, 1 r, 1 er, 1 bb, 4 so)...on June 22 at Toronto, he suffered his shortest career start of 0.2 innings despite not allowing a hit or a run...faced five batters - walk, walk, GIDP, walk, walk before being lifted...the club was 3-1 in his four starts...allowed a career high 10 hits against Florida on June 27...recalled on September 1 and made eight relief appearances, posting a 5.84 ERA...overall, stranded 19 of 26 inherited runners...opponents hit .337...right-handed hitters hit .301 with four homers while lefties hit .403 with no home runs...split his time at Durham between the rotation and the bullpen, going 1-3 with a pair of saves and a 4.72 ERA in 17 games, seven starts...his lone win came on June 5 vs. Norfolk, pitching 5.0 shutout innings with a season high nine strikeouts...from August 6-30, he was 0-1 with two saves and allowed runs in just two of his nine relief appearances (4 er, 12.0 ip)...held right-handers to a .192 mark...posted an ERA of 6.34 in 13 games at home and a 1.20 ERA in four road appearances.

**2003**—Split the season between Single-A Bakersfield, Double-A Orlando and Tampa Bay...made his Major League debut on August 1 in relief at Kansas City and allowed one earned run over 2.1 innings...in doing so became the youngest Jay in club history at 20 years, 4 months...earned his first ML win after tossing 2.0 shutout innings on August 7 vs. Kansas City in his third ML appearance...made four relief appearances before making his first start on August 16 at Cleveland, a no-decision in a 5-3 win (3.2 ip, 6 h, 3 er, 1 hr)...at home posted a 1.84 ERA while on the road had a 4.62 ERA...in the minors combined to go 7-3 with a 1.81 ERA in 17 starts for Bakersfield and Orlando...the ERA was an organizational record...held opponents to a .199 batting average...tossed a perfect game on July 15 for Orlando vs. Jacksonville in game one of a doubleheader...it was his first start in Double-A and just the second perfect game in the 128-year history of the Southern League...it was the first since 1970...struck out nine in 7.0 innings in a 1-0 victory...opened the season at Bakersfield and went 5-3 with a 2.13 ERA in 14 starts before being promoted to Orlando on July 12...despite making just 14 starts, he was named Bakersfield Pitcher of the Year...selected to play on the California League All-Star team but did not play due to his promotion...began his Double-A career with 14 scoreless innings...named Rays Minor League pitcher-of-the-month for July, going 2-0 with a 0.47 ERA with Orlando...pitched 2.0 scoreless innings for the Rays in the Hall of Fame Game on June 16 at Cooperstown against the Phillies (1 h, 1 bb, 3 so).

**2002**—Was 4-6 in 26 games, 17 starts for Charleston and recorded 106 strikeouts in 119.1 innings...led the Tampa Bay organization with a 2.26 ERA which ranked second in the South Atlantic League and 10th in all of minor league baseball...struck out 12 batters in a 1-0 victory at Asheville on July 18, his final win of the season (7.0 ip, 2 h).

**2001**—Drafted by Tampa Bay in the 34th round of the June draft but did not sign until August 23...did not pitch during the Minor League season...pitched for the Rays' Instructional League team in September and did not allow an earned run in 38.0 innings.

**Personal/Miscellaneous**

Chad Edward Gaudin...pronounced GO-dan...attended Crescent City High School in Metairie, Louisiana...selected by *Baseball America* as a third-team All-American and earned All-State and district MVP in his junior and senior years.

**Lifetime Pitching Record**

Year	Club	W	L	ERA	G	GS	CG	SHO	SV	IP	H	R	ER	HR	HB	BB	IBB	SO	WP	BK
2002	Charleston-SC	4	6	2.26	26	17	0	0	1	119.1	106	43	30	5	11	37	0	106	4	3
2003	Bakersfield	5	3	2.13	14	14	1	0	0	80.1	63	23	19	2	1	23	0	70	0	2
	Orlando	2	0	0.47	3	3	1	1	0	19.0	8	1	1	0	0	3	0	23	0	0
	TAMPA BAY	2	0	3.60	15	3	0	0	0	40.0	37	18	16	4	1	16	0	23	1	0
2004	Durham	1	3	4.72	17	7	0	0	2	47.2	48	26	25	8	2	17	0	52	0	1
	TAMPA BAY	1	2	4.85	26	4	0	0	0	42.2	59	27	23	4	4	16	4	30	0	0
2005	Syracuse	9	8	3.35	23	23	2	2	0	150.1	140	61	56	12	8	35	0	113	5	2
	TORONTO	1	3	13.15	5	3	0	0	0	13.0	31	19	19	6	1	6	0	12	0	0
2006	Sacramento	3	0	0.37	4	4	0	0	0	24.1	14	6	1	0	0	0	0	26	0	0
	OAKLAND	4	2	3.09	55	0	0	0	2	64.0	51	24	22	3	1	42	2	36	2	2
2007	OAKLAND	11	13	4.42	34	34	1	0	0	199.1	205	108	98	21	8	100	8	154	3	1
<b>ML Totals</b>		<b>19</b>	<b>20</b>	<b>4.46</b>	<b>135</b>	<b>44</b>	<b>1</b>	<b>0</b>	<b>2</b>	<b>359.0</b>	<b>383</b>	<b>196</b>	<b>178</b>	<b>38</b>	<b>15</b>	<b>180</b>	<b>14</b>	<b>255</b>	<b>6</b>	<b>3</b>

**Career Transactions**

**2001** — Selected by the Tampa Bay Devil Rays organization in the 34th round of the June draft. **2004** — Traded to the Toronto Blue Jays for catcher Kevin Cash, December 12. **2005** — Traded to the Oakland Athletics for a player to be named later (outfielder Dustin Majewski on December 8), December 5.

**Division Series Record**

Year	Club/Opp.	W	L	ERA	G	GS	CG	SHO	SV	IP	H	R	ER	HR	HB	BB	IBB	SO	WP	BK
2006	OAK vs. MIN																			

(Did not pitch)

**League Championship Series Record**

Year	Club/Opp.	W	L	ERA	G	GS	CG	SHO	SV	IP	H	R	ER	HR	HB	BB	IBB	SO	WP	BK
2006	OAK vs. DET	0	0	0.00	3	0	0	0	0	3.1	2	0	0	0	0	3	1	1	0	0

**vs. The American League**

2007											CAREER vs. TEAM										
	ERA	W	L	SV	G	IP	H	HR	ER	SO	ERA	W	L	SV	G	IP	H	HR	ER	SO	
—	0	0	0	0	0	0.0	0	0	0	0	Baltimore	4.97	0	1	0	5	12.2	20	0	7	4
5.00	0	1	0	2	9.0	11	0	5	5		Boston	2.64	1	1	0	15	30.2	26	2	9	18
0.69	1	0	0	2	13.0	8	0	1	10		Chicago	1.02	1	0	0	6	17.2	9	1	2	15
5.91	0	1	0	2	10.2	14	1	7	8		Cleveland	5.47	2	1	1	9	24.2	34	4	15	18
2.70	1	0	0	1	6.2	4	0	2	9		Detroit	1.98	2	0	0	6	13.2	8	1	3	12
3.86	1	1	0	2	14.0	15	2	6	13		Kansas City	3.26	2	2	0	10	30.1	32	3	11	28
5.09	1	2	0	6	35.1	33	8	20	28		Los Angeles	5.23	2	2	0	13	41.1	35	9	24	33
7.00	1	1	0	2	9.0	14	1	7	4		Minnesota	6.75	1	1	0	4	10.2	17	1	8	4
0.00	1	0	0	1	7.0	1	0	0	4		New York	2.12	1	0	0	9	17.0	13	0	4	12
—	0	0	0	0	0.0	0	0	0	0		Oakland	27.00	0	1	0	3	2.1	8	1	7	2
4.12	1	2	0	3	19.2	20	3	9	13		Seattle	4.97	2	2	0	12	38.0	42	5	21	24
3.27	1	1	0	2	11.0	9	0	4	14		Tampa Bay	3.86	1	1	0	3	11.2	11	0	5	14
5.94	2	3	0	6	33.1	42	4	22	30		Texas	6.13	2	5	0	15	39.2	47	5	27	35
2.57	0	0	0	1	7.0	5	1	2	5		Toronto	2.30	0	0	0	9	15.2	10	1	4	9

vs. The National League

2007 ERA	W	L	SV	G	IP	H	HR	ER	SO	CAREER vs. TEAM	ERA	W	L	SV	G	IP	H	HR	ER	SO
5.40	0	1	0	1	6.2	7	1	4	4	Cincinnati	5.40	0	1	0	1	6.2	7	1	4	4
—	0	0	0	0	0.0	0	0	0	0	Colorado	3.86	0	0	0	2	7.0	8	0	3	6
—	0	0	0	0	0.0	0	0	0	0	Florida	10.80	0	1	0	1	5.0	10	1	6	1
10.38	0	0	0	1	4.1	9	0	5	2	Houston	10.38	0	0	0	1	4.1	9	0	5	2
—	0	0	0	0	0.0	0	0	0	0	Los Angeles	9.00	0	0	0	1	1.0	1	0	1	0
—	0	0	0	0	0.0	0	0	0	0	St. Louis	10.38	0	1	0	1	4.1	10	3	5	4
—	0	0	0	0	0.0	0	0	0	0	San Diego	1.17	1	0	1	4	7.2	10	0	1	4
2.84	1	0	0	2	12.2	13	0	4	5	San Francisco	3.18	1	0	0	5	17.0	16	0	6	6

Monthly Breakdown

2007 ERA	W	L	SV	G	IP	H	HR	ER	SO	CAREER by MONTH	ERA	W	L	SV	G	IP	H	HR	ER	SO
—	0	0	0	0	0.0	0	0	0	0	March	0.00	0	0	0	1	0.1	0	0	0	0
2.54	1	1	0	5	28.1	20	2	8	24	April	2.43	1	3	0	15	40.2	33	3	11	34
2.15	4	0	0	6	37.2	37	0	9	22	May	3.02	5	1	1	19	62.2	64	3	21	46
4.04	2	2	0	6	35.2	37	3	16	19	June	5.80	3	5	1	24	68.1	88	8	44	38
6.44	1	3	0	5	29.1	32	3	21	20	July	5.52	2	4	0	18	44.0	46	6	27	28
5.26	2	3	0	6	37.2	39	6	22	39	August	4.00	3	3	0	24	72.0	68	8	32	57
6.46	1	4	0	6	30.2	40	7	22	30	September	5.56	4	4	0	32	68.0	83	9	42	50
—	0	0	0	0	0.0	0	0	0	0	October	3.00	1	0	0	2	3.0	1	1	1	2

Pitching Breakdown

2007 ERA	W	L	SV	G	IP	H	HR	ER	SO	CAREER by CATEGORY	ERA	W	L	SV	G	IP	H	HR	ER	SO
3.99	6	6	0	16	97.0	102	10	43	70	Home	4.01	11	8	1	62	173.0	181	20	77	119
4.84	5	7	0	18	102.1	103	11	55	84	Road	4.89	8	12	1	73	186.0	202	18	101	136
3.56	2	1	0	7	43.0	37	4	17	37	Day	4.25	5	4	2	38	91.0	94	10	43	64
4.66	9	12	0	27	156.1	168	17	81	117	Night	4.53	14	16	0	97	268.0	289	28	135	191
4.40	10	12	0	32	188.1	194	21	92	142	Grass	4.31	16	17	2	108	301.0	308	31	144	213
4.91	1	1	0	2	11.0	11	0	6	12	Turf	5.28	3	3	0	27	58.0	75	7	34	42
2.88	8	3	0	18	109.1	102	5	35	68	Pre-ASG	3.86	11	9	2	64	184.0	195	15	79	124
6.30	3	10	0	16	90.0	103	16	63	86	Post-ASG	5.09	8	11	0	71	175.0	188	23	99	131
4.42	11	13	0	34	199.1	205	21	98	154	Starter	4.85	13	16	0	44	239.1	269	27	129	178
—	0	0	0	0	0.0	0	0	0	0	Reliever	3.69	6	4	2	91	119.2	114	11	49	77

Ballpark Breakdown

	ERA	W	L	S	G	IP	H	HR	ER	SO
Angel Stadium of Anaheim	8.64	1	1	0	7	16.2	19	5	16	13
AT&T Park	4.50	0	0	0	3	8.0	8	0	4	3
Camden Yards	4.05	0	1	0	2	6.2	10	0	3	1
Comerica Park	2.31	1	0	0	4	11.2	8	1	3	11
Coors Field	0.00	0	0	0	1	2.1	1	0	0	1
Fenway Park	4.12	0	1	0	9	19.2	20	2	9	11
Jacobs Field	4.15	0	1	0	4	13.0	16	2	6	7
Kauffman Stadium	2.35	1	1	0	6	15.1	16	0	4	14
McAfee Coliseum	4.06	9	7	1	46	133.0	133	14	60	91
Metrodome	10.80	0	1	0	2	5.0	9	0	6	2
Minute Maid Park	10.38	0	0	0	1	4.1	9	0	5	2
PETCO Park	1.17	1	0	1	4	7.2	10	0	1	4
Rangers Ballpark in Arlington	9.16	0	4	0	8	18.2	27	4	19	21
Rogers Centre	9.64	0	1	0	7	9.1	17	5	10	5
Safeco Field	4.19	1	1	0	4	19.1	16	2	9	15
Tokyo Dome	0.00	0	0	0	1	0.1	0	0	0	0
Tropicana Field	3.74	3	1	0	17	43.1	49	2	18	35
U.S. Cellular Field	0.84	1	0	0	3	10.2	6	1	1	8
Yankee Stadium	2.57	1	0	0	6	14.0	9	0	4	11

Fielding Statistics

Pitcher	Year	Pct.	G	PO	A	E	TC	DP
	2003	1.000	15	4	2	0	6	0
	2004	.857	26	1	5	1	7	0
	2005	1.000	5	0	4	0	4	0
	2006	.875	55	4	3	1	8	1
	2007	.977	34	22	20	1	43	1
	<b>Totals</b>	<b>.956</b>	<b>135</b>	<b>31</b>	<b>34</b>	<b>3</b>	<b>68</b>	<b>2</b>

### Gaudin's Career Highs

**Low Hit Complete Game:** 4, July 28, 2007 at Seattle  
**Innings Pitched:** 8.0 (three times), last: September 30, 2007 vs. Los Angeles. As reliever: 5.0, September 18, 2003 at Boston  
**Fewest Innings Pitched, Starter:** 0.2, June 22, 2004 at Toronto  
**Hits:** 10 (four times), last: September 8, 2007 at Texas. As reliever: 8, September 1, 2004 vs. Baltimore  
**Runs:** 8, September 18, 2007 vs. Seattle. As reliever: 6, September 7, 2004 at New York (AL)  
**Earned Runs:** 7 (twice), last: August 7, 2007 at Texas. As reliever: 4, September 1, 2004 vs. Baltimore

**Walks:** 7, September 25, 2007 at Boston. As reliever: 3 (three times), last: September 21, 2006 at Cleveland  
**Strikeouts:** 11, September 30, 2007 vs. Los Angeles; 10, August 23, 2007 at Tampa Bay. As reliever: 4 (twice), last: May 26, 2006 at Texas  
**Home Runs:** 3, June 14, 2005 vs. St. Louis. As reliever: 2 (twice), last: May 4, 2006 vs. Cleveland  
**Longest Winning Streak:** 5 (twice), last: May 8 to June 3, 2007  
**Longest Losing Streak:** 5 (twice), last: July 12 to August 7, 2007  
**Longest Scoreless Streak:** 20.2, July 13 to September 9, 2006

### Gaudin's 2007 Starts

Date	Opponent	Score	Dec	ERA	IP	H	R	ER	BB	SO	HR	#PIT
April 5	at Los Angeles (AL)	4-3	—	3.60	5.0	5	2	2	0	3	2	74
April 10	Chicago (AL)	2-1	—	2.53	5.2	3	1	1	3	6	0	91
April 17	Los Angeles (AL)	4-1	W	1.96	7.2	4	1	1	2	4	0	101
April 22	at Texas	3-4	—	1.85	6.0	4	1	1	2	7	0	97
April 27	Tampa Bay	1-4	L	2.54	4.0	4	4	3	4	4	0	93
May 2	at Boston	4-6	—	2.70	5.0	8	3	2	2	2	0	89
May 8	at Kansas City	6-1	W	2.40	8.0	5	1	1	1	8	0	94
May 13	Cleveland	10-7	—	2.93	4.2	8	5	4	3	4	0	109
May 18	San Francisco	15-3	W	2.94	6.0	7	2	2	2	2	0	98
May 23	at Chicago (AL)	4-0	W	2.58	7.1	5	0	0	1	4	0	103
May 28	Texas	5-3	W	2.32	6.2	4	1	0	3	2	0	107
June 3	Minnesota	4-2	W	2.41	5.0	8	2	2	5	2	1	94
June 8	at San Francisco	5-3 (10)	—	2.43	6.2	6	2	2	4	3	0	97
June 14	at Houston	6-4 (11)	—	2.85	4.1	9	5	5	4	2	0	95
June 19	Cincinnati	2-5	L	3.05	6.2	7	4	4	2	4	1	106
June 25	at Cleveland	2-5	L	3.14	6.0	6	3	3	3	4	1	95
June 30	at New York (AL)	7-0	W	2.92	7.0	1	0	0	3	4	0	96
July 5	Seattle	3-2	W	2.88	7.2	8	2	2	4	3	0	100
July 12	at Minnesota	2-6	L	3.18	4.0	6	5	5	5	2	0	97
July 17	Texas	4-11	L	3.39	6.0	8	5	5	6	4	0	109
July 23	at Los Angeles (AL)	12-6	—	3.66	3.2	6	5	5	6	4	1	100
July 28	at Seattle	3-4	L	3.71	8.0	4	4	4	1	7	2	88
Aug. 2	Los Angeles (AL)	4-6	L	3.88	6.0	7	5	5	3	3	2	108
Aug. 7	at Texas	6-8	L	4.18	5.0	8	7	7	3	7	1	101
Aug. 13	at Detroit	7-2	W	4.12	6.2	4	2	2	2	9	0	108
Aug. 18	Kansas City	3-7	L	4.25	6.0	10	5	5	3	5	2	102
Aug. 23	at Tampa Bay	12-2	W	4.12	7.0	5	1	1	2	10	0	93
Aug. 28	Toronto	4-5	—	4.06	7.0	5	2	2	4	5	1	107
Sept. 3	at Los Angeles (AL)	5-9	L	4.25	5.0	8	7	6	2	3	2	79
Sept. 8	at Texas	3-7	L	4.47	3.2	10	6	6	2	2	2	84
Sept. 13	Texas	6-5	W	4.47	6.0	8	3	3	2	8	1	103
Sept. 18	Seattle	7-8	L	4.52	4.0	8	8	3	1	3	1	75
Sept. 25	at Boston	3-7	L	4.56	4.0	3	3	3	7	3	0	93
Sept. 30	Los Angeles (AL)	3-2	—	4.42	8.0	3	1	1	3	11	1	107

### Where They Were Last Year

Of the 60 players in Major League camp with the As this spring, only 39 players spent at least part of the 2007 season in the Oakland organization. Six players spent time in the Chicago White Sox farm system (Cunningham, G. Gonzalez, Hernandez, Rogowski, Sweeney, Wing), four were with Arizona (Cunningham, Eveland, C. Gonzalez, Smith), three played for San Diego (Bowen, A. Brown, Cust) and the Chicago Cubs, Cincinnati and San Francisco had two each. The organizations with one each include Atlanta, Baltimore, Detroit, Florida, Houston, Kansas City, Minnesota, Saltito (Mexico), Seibu (Japan), St. Louis and Tampa Bay.

# Carlos Gonzalez

28



## Outfielder

**Height/Weight:** 6-1 / 200

**Bats/Throws:** Left / Left

**Birthdate:** October 17, 1985

**Opening Day Age:** 22

**Birthplace/Resides:** Maracaibo, Venezuela / Maracaibo, Venezuela

**Major League Service:** None

**Obtained:** Acquired from the Arizona Diamondbacks with pitchers Brett Anderson, Dana Eveland and Greg Smith, infielder Chris Carter and outfielder Aaron Cunningham in exchange for pitchers Dan Haren and Connor Robertson, December 14, 2007

**Contract Status:** First year of a one-year contract through 2008.

## Career Highlights

Completed his fifth professional season in 2007 and is a .286 career hitter with 74 home runs and 354 RBI in 540 minor league games... has averaged 36 doubles, four triples, 19 home runs and 92 RBI over his last three seasons while batting .295...was named to the California League Postseason All-Star Team in 2006 after leading the league with a .563 slugging percentage...played for the World Team in the All-Star Futures Game in Pittsburgh that year...earned Midwest League Most Valuable Player honors in 2005.

## 2007 Highlights

Continued his progression through the Arizona farm system as he spent most of the year at Double-A Mobile before earning a late season promotion to Triple-A Tucson...hit .286 with 16 home runs and 75 RBI in 120 games at Mobile and .310 with a home run and 11 RBI in 10 games at Tucson for a combined .288 average with 17 home runs and 86 RBI in a career high 130 games...tied for third in the Diamondbacks farm system in RBI and tied for fourth in home runs...tied for the Southern League lead in doubles (33) and extra base hits (52) and tied for third in total bases (218)...led Mobile in doubles, home runs and RBI...tied for the SL lead among outfielders in double plays (4) and errors (12) and was second in assists (12)...appeared in 95 games in right field, 22 in center field and one in left field with Mobile...all 10 of his appearances with Tucson came in center field...his .288 combined batting average included a .325 (105 for 323) mark with 14 of his 17 home runs and 62 of his 86 RBI against right-handed pitchers...hit .220 (39 for 177) against left-handers...also had a .375 on-base percentage and .560 slugging percentage against righties and .263 and .333 respectively against south paws...hit .319 with runners in scoring position and was 4 for 10 (.400) with 14 RBI with the bases loaded...batted .256 before the All-Star Break at Mobile and .342 after the break at both Mobile and Tucson...12 of his 17 home runs were solo shots...saw most his playing time batting in the five (60 games) and three (41 games) spots in the batting order...hit in every spot except first, fourth and eighth...got off to a slow start as he hit just .206 with two home runs and 16 RBI over his first 36 games through May 15...then hit .357 with five home runs and 20 RBI over a 25-game stretch from May 16 to June 13 to boost his average to .270...capped that stretch with a season best nine-game hitting streak from June 4 to 13 (14 for 36, .389)...had his first of two two-homer games on June 8 against Montgomery...also homered twice on July 12 at Tennessee...had a season high four hits on July 26 at Montgomery...finished July with a .344 batting average, six home runs, 16 RBI and 19 runs scored in 23 games...then hit .338 in 20 games at Mobile during August...was 4 for 4 with a triple, a home run, a walk and a season high five RBI on August 6 against Birmingham...was promoted to Tucson on August 24 and reached base safely via hit or walk in nine of his 10 games with the Sidewinders...was named the Diamondbacks number one prospect by *Baseball America* following the season...played for Zulia in the Venezuela Winter League and hit .262 with two home runs and 15 RBI in 43 games.

## Career

**2006**—Spent the majority of the season with Single-A Lancaster before a late-season promotion to Tennessee for his first taste of Double-A ball...led Arizona farmhands with 99 RBI while ranking fifth with 23 homers...also hit .289 with 41 doubles and four triples in a combined 122 games...hit at a .294 clip against right-handers and a .276 clip against southpaws...had 35 multi-hit and 27 multi-RBI games...among all minor leaguers, he ranked tied for sixth with 68 extra-base hits and tied for ninth in doubles...topped the California League with a .563 slugging percentage and ranked fourth in RBI (94) and extra-base hits (60)...led all Single-A players in slugging percentage while ranking eighth in RBI, tied for eighth in sacrifice flies (9) and 10th in extra-base hits...was one of five JetHawks selected to the California League Postseason All-Star Team...recognized as a *Baseball America* High Single-A All-Star and a Topps Single-A All-Star...had two home runs and five RBI on April 16 vs. Rancho Cucamonga...named Cal League Player-of-the-Week for May 15-21 after hitting .379 with three doubles, three homers and 11 RBI...posted a pair of three-hit games and a four-hit affair with five doubles, one homer and 6 RBI from June 5-7...collected at least one RBI in nine straight games (14 RBI total) from June 11-22...boasted a .424 mark with 12 doubles, two homers and 26 RBI while hitting safely in 18 of 21 games in June...hit .583 with two doubles, two homers and four RBI in three games en route to league Player-of-the-Week honors for June 26-July 2...went 1 for 4 with one run scored as the starting right fielder for the World Team at the 8th Annual All-Star Futures Game on July 9 at PNC Park in Pittsburgh...clubbed a pair of homers on July 25 against Inland Empire...promoted to Tennessee on August 15 and played in 18 games...during the off-season, he hit .318 with nine doubles, three triples, nine home runs and 41 RBI in 53 games for Aguilas del Zulia in the Venezuelan Winter League.

**2005**—Selected as the Midwest League's MVP and Prospect-of-the-Year...also garnered *Baseball America* Low Single-A All-Star and Topps Midwest League Player-of-the-Year and Single-A All-Star honors...among league leaders, he ranked second in hits (158) and total bases (252), third in RBI (92), fifth in runs scored (91) and seventh in batting (.307)...was named ML Batter of the Week, May 30-June 5...tabbed as the Arizona farm system's Player-of-the-Month for June after hitting .400 with four home runs and 18 RBI...posted a trio of double-digit hit streaks: 16 games from June 1-17, 11 games from June 26-July 7, and 13 games from August 21-September 4...had two home runs and five RBI at Burlington on July 4.

**2004**—Tabbed by *Baseball America* as the third-best prospect in the Northwest League...hit .275 in 14 games for Single-A South Bend before a fractured right wrist landed him on the disabled list from April 30 to June 14...returned to action with Single-A Yakima on June 18 and hit five home runs in his first 11 games.

**2003**—Played for Rookie Missoula and ranked second on the club in games (72), at bats (275), runs (45), total bases (111), triples (4) and stolen bases (12), tied for second in hits (171), and third in doubles (14) and home runs (6)...went 4 for 6 with two home runs and five RBI on June 21 at Great Falls...selected by *Baseball America* as one of the top 30 prospects in the Arizona organization.

**Personal/Miscellaneous**

Carlos Eduardo Gonzalez...attended Liceo Udon Perez High School in Maracaibo, Venezuela.

**Lifetime Playing Record**

Year	Club	AVG.	G	AB	R	H	2B	3B	HR	RBI	SH	SF	HP	BB	SO	SB	CS	SLG	OBP	E
2003	Missoula	.258	72	275	45	71	14	4	6	25	0	3	5	16	61	12	7	.404	.308	7
2004	South Bend	.275	14	51	5	14	4	0	1	8	0	0	0	1	13	0	2	.412	.288	0
	Yakima	.273	73	300	44	82	15	2	9	44	2	2	3	22	70	2	0	.427	.327	5
2005	South Bend	.307	129	515	91	158	28	6	18	92	0	1	5	48	86	7	3	.489	.371	7
2006	Lancaster	.300	104	403	82	121	35	4	21	94	0	9	10	30	104	15	8	.563	.356	12
	Tennessee	.213	18	61	11	13	6	0	2	5	1	0	0	7	12	1	0	.410	.294	1
2007	Mobile	.286	120	458	63	131	33	3	16	75	2	6	1	32	103	9	5	.476	.330	12
	Tucson	.310	10	42	9	13	5	0	1	11	0	0	0	6	6	1	0	.500	.396	0

**Career Transactions**

**2002** — Signed by the Arizona Diamondbacks organization as a non-drafted free agent, August 3. **2007** — Traded to the Oakland Athletics with pitchers Brett Anderson, Dana Eveland and Greg Smith, infielder Chris Carter and outfielder Aaron Cunningham in exchange for pitchers Dan Haren and Connor Robertson, December 14.

**Jeff Gray**

**31**

**Right-Handed Pitcher**

Height/Weight: 6-2 / 208

Bats/Throws: Right / Right

Birthdate: November 19, 1981

Opening Day Age: 26

Birthplace/Resides: Texas City, Texas / Chesterfield, Missouri

Major League Service: None

Obtained: Selected in the 32nd round of the 2004 First-Year Player Draft

Contract Status: First year of a one-year contract through 2008.



**Career Highlights**

Was selected by the A's in the 32nd round of the 2004 draft and has compiled a 17-12 record with 16 saves and a 3.40 ERA in 121 games, 24 starts, over four seasons in the minors...has allowed just four home runs in 262.0 career innings, an average of one home run per 65.5 innings...has 201 career strikeouts and 57 walks, a ratio of 3.5 to 1...made 54 appearances, all in relief, with Midland and Sacramento last year, the first time in his career he has pitched exclusively out of the bullpen.

**2007 Highlights**

Began the season by making his Double-A debut at Midland and, after eight outings without allowing an earned run, was promoted to Triple-A Sacramento on April 30...spent the rest of the season with the River Cats and was a combined 4-4 with 15 saves and a 3.34 ERA in a career high 54 appearances, all in relief...it was the first time in his career he pitched exclusively out of the bullpen...his 15 saves led the A's farm system and were also a career high...also topped the A's farm system in games pitched...allowed a .258 opponents batting average, which included a .194 (21 for 108) mark against left-handed hitters and .306 (44 for 144) against right-handers...yielded just two home runs in 67.1 innings and both came against righties...his opponents average jumped to .325 with runners in scoring position, although that number dropped to .206 with RISP and two outs...converted 15 of 21 (71.4%) save opportunities and allowed 12 of 29 (41.4%) inherited runners to score...tossed one or more innings in 46 of his 54 outings and did not allow a run in 41 of his appearances...began the season at Midland and went 2-0 with three saves and a 0.00 ERA in eight appearances...did not allow an earned run in 12.1 innings and held the opposition to a .175 batting average...then went 2-4 with 12 saves and a 4.09 ERA in 46 games with Sacramento...led the River Cats in saves and games pitched...picked up the save in his Triple-A debut on April 30 at Las Vegas with a scoreless ninth inning...then allowed a season high five runs on a season high five hits in 1.0 inning in his next outing on May 3, also at Las Vegas...allowed his only two home runs of the season over a four-game stretch from May 15 to 21...did not allow a home run over his final 36 games and 43.2 innings...matched his season high with four strikeouts on May 26 at Colorado Springs...his Sacramento ERA reached 6.98 on June 4 but he posted a 2.52 ERA over his final 31

FRONT OFFICE  
2008 ATHLETICS  
REVIEW  
RECORDS  
HISTORY  
OPPONENTS  
PLAYER DEVELOPMENT  
MISCELLANEOUS

outings...did not allow a run in 26 of those appearances...had a 1.40 ERA over his final 17 outings starting on July 15...converted each of his final six save opportunities beginning on August 6...tossed a season high 2.2 innings on August 30 at Colorado Springs and took the loss...finished August with a 1.42 ERA in 10 appearances...made two postseason appearances for Sacramento and allowed three runs on six hits without retiring a batter...had a loss and two blown saves in his two outings...pitched for the Arizona Fall League Champion Phoenix Desert Dogs and was 0-2 with a 5.68 in 11 relief appearances...walked seven and struck out nine in 12.2 innings...allowed a .308 opponents batting average and three home runs.

**Career**

**2006**—Split his season between the A's two Single-A affiliates at Kane County and Stockton and was 6-6 with a save and a 4.34 ERA in 41 games, 11 starts...had career highs in wins, losses, innings pitched (110.0) and strikeouts (88) and matched his high in games started...yielded just two home runs in 110.0 innings...allowed a .265 opponents batting average, which included a .261 mark against right-handed hitters and .270 against left-handers...his opponents average increased to .381 with runners in scoring position...all 11 of his starts came at Kane County...was 3-5 with a 6.75 ERA in his 11 starting assignments and 3-1 with a 2.37 ERA in 30 relief appearances...began the season at Kane County and went 5-5 with a 4.71 ERA in 22 games, 11 starts...allowed a .263 opponents batting average, including .405 with RISP...compiled a 9.39 ERA in five appearances in April and then posted a 3.57 ERA over his final 17 appearances with the Cougars...allowed the first home run of his career on May 10 at Lansing...that snapped a career-opening 32-game, 107.0 inning homerless streak...was transferred to Stockton following the game on July 12 and went 1-1 with a save and a 3.41 ERA in 19 appearances with the Ports, all in relief...tossed at least 1.0 innings in all of his outings...recorded his first professional save on August 6 against Rancho Cucamonga (1.1 ip, 1 so)...made two postseason appearances for Stockton and was 0-1 with a save, a blown save and a 10.38 ERA (4.1 ip, 7 h, 6 r, 5 er, 1 bb, 2 so).

**2005**—Began the year in extended spring training and joined Single-A Vancouver of the short season Northwest League when its season began in late June...was 4-2 with a 2.51 ERA in 12 games, 11 starts, for the Canadians...did not allow a home run and walked just five batters in 46.2 innings...averaged 0.96 walks per nine innings...allowed a .191 opponents batting average, which included a .175 mark by right-handed hitters and .214 by left-handers...opponents hit .182 with runners in scoring position...allowed a .189 opponents batting average as a starter, which was second lowest in the NWL...was third among NWL starters in fewest walks per nine innings (0.99)...was named Northwest League Pitcher of the Week, July 4-10...had a win and a loss in two starts that week but did not allow an earned run in 14.0 innings (7 h, 1 r, 1 bb, 6 so)...was 3-2 with a 1.88 ERA in six games, five starts, before going on the disabled list on July 16 with a strained right oblique muscle...was reinstated on August 14 and went 1-0 with a 3.50 ERA over his final six starts...made one postseason start for Vancouver and took the loss (3.0 ip, 6 h, 5 r, 4 er, 2 bb).

**2004**—Made his professional debut with the A's affiliate in the Arizona Rookie League and was 3-0 with a 1.89 ERA in 14 games, two starts...did not allow a home run in 38.0 innings and walked just three batters, an average of 0.71 per nine innings...allowed a .211 opponents batting average...tossed seven shutout inning and struck out a season high eight to pick up the win in his first professional start on August 20 against the Brewers...was the starting pitcher for the A's rookie league team in the one-game AZL Championship against the Giants and took the loss (4.2 ip, 5 h, 3 r, 2 er, 1 bb, 5 so)...was transferred to Vancouver of the Northwest League on September 1 and made two relief appearances for the Canadians in the postseason (4.0 ip, 2 h, 1 r, 1 er, 2 bb, 1 so).

**Personal/Miscellaneous**

Jeffrey Michael Gray was originally signed by Jim Pransky...graduated from Lafayette HS (MO) in 2000...attended Southwest Missouri State University.

**A's Birthday Calendar**

**January**

7 Jack Cust	29
9 Kiko Calero	33
12 Bobby Crosby	28
23 Alan Embree	38

**February**

17 Andrew Brown	27
20 Ryan Sweeney	23
22 Don Wakamatsu	45
24 Rob Bowen	27
25 Henry Rodriguez	21

**March**

4 Jack Hannahan	28
10 Donnie Murphy	51
14 Tye Waller	25
19 Landon Powell	26
24 Chad Gaudin	25

**April**

9 Javier Herrera	23
14 Jeff Fiorentino	25
16 Curt Young	48
24 Tony DeFrancesco	45

**May**

14 Kevin Mellillo	26
-------------------	----

**June**

6 Mark Ellis	31
--------------	----

**July**

3 Dan Meyer	27
15 Chris Denorfia	28
25 Santiago Casilla	28
31 Fernando Hernandez	24

**August**

2 Huston Street	25
10 Dan Johnson	29
13 Dallas Braden	25
16 Daric Barton	23

**September**

6 Jerry Blevins	25
17 Richie Robnett	25
19 Joey Devine	25
19 Lenny DiNardo	29
22 Bob Geren	47

**October**

4 Kurt Suzuki	25
7 Ty Van Burkleo	46
17 Carlos Gonzalez	23
29 Dana Eveland	25

**November**

6 Ron Romanick	48
18 Travis Buck	25
19 Justin Duchschere	31
19 Jeff Gray	27
23 Wes Bankston	25
30 Rich Harden	27

**December**

7 Eric Chavez	31
10 Gregorio Petit	24
11 Joe Blanton	28
29 Emil Brown	34

### Lifetime Pitching Record

Year	Club	W	L	ERA	G	GS	CG	SHO	SV	IP	H	R	ER	HR	HB	BB	IBB	SO	WP	BK
2004	AZL A's	3	0	1.89	14	2	0	0	0	38.0	30	14	8	0	5	3	0	32	4	1
2005	Vancouver	4	2	2.51	12	11	0	0	0	46.2	33	16	13	0	1	5	0	24	4	1
2006	Kane County	5	5	4.71	22	11	0	0	0	78.1	77	47	41	2	7	19	0	62	7	0
	Stockton	1	1	3.41	19	0	0	0	1	31.2	32	15	12	0	0	6	1	26	0	0
2007	Midland	2	0	0.00	8	0	0	0	3	12.1	7	1	0	0	1	2	0	12	0	0
	Sacramento	2	4	4.09	46	0	0	0	12	55.0	58	27	25	2	3	22	4	45	2	2

### Career Transactions

**2004** — Selected by the Oakland Athletics organization in the 32nd round of the First-Year Player Draft.

## Jack Hannahan

22



### Infielder

**Height/Weight:** 6-2 / 205

**Bats/Throws:** Left / Right

**Birthdate:** March 4, 1980

**Opening Day Age:** 28

**Birthplace/Resides:** St. Paul, Minnesota / St. Paul, Minnesota

**Major League Service:** 57 days

**Obtained:** Acquired from Detroit for Jason Perry, August 14, 2007.

**Contract Status:** First year of a one-year contract through 2008.

### Career Highlights

Saw his first significant playing time in the Majors with Oakland in 2007 as he appeared in 41 games for the A's following the injury to Eric Chavez...had two "walk-off" singles over a five day span from August 29 to September 2, 2007...led the International League with a .422 on-base percentage at Toledo in 2007 before he was traded to the A's...made his Major League debut in 2006 when he appeared in three games for Detroit...was originally a third round draft pick of the Tigers in 2001...selected to the Florida State League's mid-season all-star team in 2002...had a three-homer game on May 1, 2005 for Toledo against Columbus.

### 2007 Highlights

Was acquired from the Detroit Tigers organization in a minor league trade in the middle of August a week and a half after Eric Chavez went on the disabled list and started 40 of the A's final 43 games at third base...batted .278 with three home runs and 24 RBI in 41 games with Oakland after spending the first four and a half months of the season at Triple-A Toledo...added 21 walks for a .369 on-base percentage and reached base safely via hit or walk in 36 of his 41 games...was 14 for 35 (.400) against left-handed pitching compared to a .239 (26 for 109) batting average against right-handers...hit .208 with the bases empty and .347 with runners on base...including .317 with runners in scoring position and .350 with RISP and two outs...batted .309 with 10 of his 24 RBI in the seventh inning or later...hit .323 against a pitcher the first time he saw him in a game, .242 the second time and .067 after that...started games at four different spots in the order, including 20 in the eight spot and 15 in the seven spot...was acquired from the Detroit Tigers organization on August 14 for outfielder Jason Perry in a minor league trade and reported directly to Oakland...went 0 for 9 with Detroit in 2006 and was 0 for his first 4 with Oakland before doubling off Mark Buehrle in the fifth inning on August 15 against Chicago for his first Major League hit...collected his first career RBI with a fourth inning single the next day against the White Sox...was 2 for 15 (.133) with one RBI over his first five games before putting together a 12-game hitting streak from August 19 to 31...hit .317 (13 for 41) with all three of his home runs and nine RBI during the streak...hit the first home run of his big league career on August 20 at Toronto, a three-run shot off Shaun Marcum in the third inning...had his first game-ending hit on August 29 against Toronto with an 11th inning single in the A's 5-4 win...did it again three games later on September 2 against Detroit with a RBI single in the bottom of the 10th...had a career high three hits in that game against the Tigers, a total he matched on September 16 against Texas...went 16 for 47 (.340) over a 12-game stretch from September 7 to 19 to boost his average to .296...then went 6 for 29 (.207) over his final eight games to finish the year at .278...hit .295 with 13 home runs and 63 RBI in 101 games with Toledo...added 76 walks for a .422 on-base percentage...led the International League in on-base percentage and finished second in walks...reached base safely via hit or walk in 92 of his 101 games...including his time with Oakland, he reached base safely in 128 out of 142 professional games...his home runs, RBI, walks and on-base percentage were minor league career highs as was his .476 slugging percentage...batted .307 (77 for 251) against right-handed pitching and .259 (22 for 85) against left-handers...hit in every spot in the order from third through eighth, including 30 games in the five spot and 23 each hitting fourth and seventh...batted .356 when hitting fifth and hit six of his 13 home runs from the seven spot...appeared in 37 games at second base, 35 at designated hitter, 21 at third base and seven at first base...did not commit an error in 71 chances at third base and made just three errors as a second baseman for a .985 fielding percentage...was also part of a triple play...hit .347 as a second baseman but seven of his 13 home runs came as a designated hitter...hit .125 (4 for 32) over his first 10 games before hitting safely in eight consecutive games from April 22 to May 2 (10 for 29, .345)...reached base safely via hit or walk in 32 consecutive games from April 19 to May 25...finished April with a .200 batting average but then hit .333 in May...had a season high four RBI on May 7 at Rochester and then had his first of seven three-hit games on May 9 against the Red Wings...was on the seven-day disabled list from May 26 to June 3



with a strained right quadriceps...was batting .268 with two home runs and 22 RBI over his first 48 games through June 10...then hit .481 (26 for 54) with six home runs, 22 RBI, 21 walks (.627 on-base percentage) and 18 runs scored over a 17-game stretch from June 11 to 28...had his lone two-homer game of the season on June 22 against Indianapolis...had a season high four walks on June 26 against Ottawa...finished June with a .375 batting average, seven home runs, 25 RBI, 26 walks (.528 on-base percentage) and 22 runs scored in 26 games...was batting .322 on June 28 but then went 31 for 125 (.248) over his final 36 games with the Mud Hens.

**Career**

**2006**—Was selected by Detroit on May 23 and made his major league debut on May 25 at Kansas City, starting at first base and going hitless in six at bats...went 0 for 9 with a walk and a strikeout in three games with the Tigers before he was optioned back to Triple-A Toledo on May 31...was eventually outrighted off the 40-man roster on August 8...batted .282 with nine home runs and 62 RBI in 119 games with the Mud Hens...added a team leading 61 walks for a .379 on-base percentage...his batting average was 10th best in the Detroit farm system...had minor league highs in doubles (27) and strikeouts (114)...batted .313 against right-handed pitching and .207 against left-handers...hit .310 with runners in scoring position...appeared in 53 games at second base, 39 at third base and 19 at first base...posted a 10-game hitting streak from August 21-September 3, batting .500 with seven doubles, a home run and nine RBI...hit .281 with five runs scored, four doubles, two home runs and six RBI in 10 games for Toledo in the International League playoffs...played for Cibao in the Dominican Winter League following the season, hitting .188 with a home run and two RBI in 11 games.

**2005**—Spent most of the season at Triple-A Toledo where he hit .269 with four home runs and 28 RBI in 68 games...missed six weeks of the season as he was on the disabled list from June 27 to August 10 with a strained right hamstring...went 3 for 22 (.136) with one RBI in seven games at Erie in a rehab assignment from August 11 to 17 before finishing the season with Toledo...batted .258 in 75 games overall...hit .310 against left-handers and .233 with all four of his home runs against right-handers...three of the home runs came in one game on May 1 against Columbus when he was 4 for 5 with a double and four RBI...appeared in 58 games at third base, five at first base and two at second base...hit .297 in April and .350 in May, giving him a .326 batting average, four home runs and 20 RBI in 39 games over the first two months of the season...hit .172 with no home runs and nine RBI over his final 36 regular season games...then batted .450 with four walks and two RBI in seven postseason games to help the Mud Hens to their first International League title since 1967.

**2004**—Spent the entire season at Double-A Erie for the second consecutive year and hit .273 with eight home runs and 39 RBI in 108 games...appeared in 102 games at third base and one at shortstop...led all Eastern League third basemen with 228 assists and 27 double plays...named Eastern League Player of the Week for May 10-16 after batting .682 with six runs scored, two doubles, a home run and three RBI in six games...ended up batting .330 in May...also hit better than .300 in July (.317)...was suspended for two games on June 12 and 13...was on the disabled list from July 7 to 14 with back spasms...went 3 for 11 (.273) with a double in three playoff games for Erie.

**2003**—Posted minor league bests in games (135) and runs (64) and matched his best in hits (121) at Erie...batted .257 with nine home runs and 45 RBI...his average included a .290 mark against left-handed pitching and .244 with eight of his nine home runs against right-handers...all of his defensive appearances came at third base and he led Eastern League third basemen in games (132), total chances (471), putouts (103), assists (334) and double plays (41)...hit .419 with nine RBI during a 12-game hitting streak from April 13 to 26...collected five hits versus Reading on April 18...reached base safely via a hit or walk in 21 straight games August 6-27...posted a 17-game hitting streak from August 6 to 23, which tied for fifth-longest in the Eastern League...batted .381 over the course of the streak, collecting two home runs and 10 RBI...in 29 games during August, he hit .340 with 21 runs scored, two home runs and 11 RBI.

**2002**—Began the season at Single-A Lakeland and hit .272 with six home runs and 42 RBI in 66 games before he was promoted to Double-A Erie on June 19...hit .239 with three home runs and 20 RBI in 65 games with the Sea Wolves for a .256 average overall...had minor league bests in at bats (472), hits (121), triples (2) and stolen bases (11)...selected to the Florida State League's mid-season all-star team...named the Florida State League Player of the Week May 27-June 2 after batting .579 with two doubles, a home run and nine RBI...played with Mesa of the Arizona Fall League following the season, hitting .234 with 12 runs scored, two doubles, a triple, a home run and four RBI in 29 games.

**2001**—Made his professional debut at Single-A Oneonta of the short season New York-Penn League and hit .291 with eight RBI in 14 games...was promoted to Single-A West Michigan of the Midwest League on July 16 and hit .318 with a home run and 27 RBI in 46 games...batted .311 in 60 games overall...had a .339 average with runners in scoring position at West Michigan...hit .340 with 21 RBI and 28 games in August...named the 10th-best prospect in the Tigers organization following the season by *Baseball America*.

**Personal/Miscellaneous**

John Joseph Hannahan was originally signed by Detroit scout Jerome Cochran...attended the University of Minnesota...named Big Ten Player of the Year and First-Team All-Big Ten during his junior season in 2000 after hitting .372 with 15 home runs and 63 RBI...led the Big Ten Conference in runs (65), home runs and RBI and was a Third-Team All-American by *Baseball America*...had a .352 career average in three seasons at Minnesota along with 27 home runs and 136 RBI.

**Lifetime Playing Record**

Year	Club	AVG.	G	AB	R	H	2B	3B	HR	RBI	SH	SF	HP	BB	SO	SB	CS	SLG	OBP	E
2001	Oneonta	.291	14	55	11	16	4	1	0	8	0	3	0	5	7	2	1	400	.333	2
	West Michigan	.318	46	170	24	54	11	0	1	27	0	1	1	26	39	4	2	400	.400	9
2002	Lakeland	.272	66	246	28	67	11	1	6	42	0	4	1	36	44	9	3	398	.362	12
	Erie	.239	65	226	17	54	12	1	3	20	0	0	2	21	50	2	1	341	.309	9
2003	Erie	.257	135	471	64	121	18	0	9	45	5	2	3	48	78	2	0	352	.328	34
2004	Erie	.273	108	374	48	102	21	1	8	39	1	1	2	53	60	7	3	398	.365	15
2005	Toledo	.269	68	238	31	64	15	0	4	28	0	3	3	25	58	6	3	382	.342	9
	Erie	.136	7	22	1	3	0	0	0	1	0	0	0	4	8	0	0	136	.269	1
2006	Toledo	.282	119	415	59	117	27	0	9	62	3	7	8	61	114	9	6	412	.379	16
	DETROIT	.000	3	9	0	0	0	0	0	0	0	0	0	1	1	0	0	0.000	100	0
2007	Toledo	.295	101	336	56	99	20	1	13	63	0	4	1	76	92	5	5	476	.422	3
	OAKLAND	.278	41	144	16	40	12	0	3	24	1	2	1	21	39	1	0	424	.369	3
<b>ML Totals</b>		<b>.261</b>	<b>44</b>	<b>153</b>	<b>16</b>	<b>40</b>	<b>12</b>	<b>0</b>	<b>3</b>	<b>24</b>	<b>1</b>	<b>2</b>	<b>1</b>	<b>22</b>	<b>40</b>	<b>1</b>	<b>0</b>	<b>.399</b>	<b>.354</b>	<b>3</b>

FRONT OFFICE  
2008 ATHLETICS  
REVIEW  
RECORDS  
HISTORY  
OPONENTS  
PLAYER DEVELOPMENT  
MISCELLANEOUS

**Career Transactions**

**2001** — Selected by the Detroit Tigers organization in the 3rd round of the June draft. **2007** — Traded to the Oakland Athletics organization for outfielder Jason Perry, August 14.

**vs. The American League**

2007 AVG.	AB	H	HR	RBI	CAREER vs. TEAM	AVG.	AB	H	HR	RBI
—	0	0	0	0	Baltimore	—	0	0	0	0
.286	7	2	0	2	Boston	.286	7	2	0	2
.222	9	2	0	1	Chicago	.222	9	2	0	1
.182	11	2	0	2	Cleveland	.143	14	2	0	2
.400	10	4	1	4	Detroit	.400	10	4	1	4
.111	9	1	0	1	Kansas City	.067	15	1	0	1
.125	16	2	0	0	Los Angeles	.125	16	2	0	0
—	0	0	0	0	Minnesota	—	0	0	0	0
—	0	0	0	0	New York	—	0	0	0	0
—	0	0	0	0	Oakland	—	0	0	0	0
.333	21	7	0	4	Seattle	.333	21	7	0	4
.333	12	4	1	2	Tampa Bay	.333	12	4	1	2
.346	26	9	0	3	Texas	.346	26	9	0	3
.304	23	7	1	5	Toronto	.304	23	7	1	5

**Monthly Breakdown**

2007 AVG.	AB	H	HR	RBI	CAREER by MONTH	AVG.	AB	H	HR	RBI
—	0	0	0	0	April	—	0	0	0	0
—	0	0	0	0	May	.000	9	0	0	0
—	0	0	0	0	June	—	0	0	0	0
—	0	0	0	0	July	—	0	0	0	0
.268	56	15	3	10	August	.268	56	15	3	10
.284	88	25	0	14	September	.284	88	25	0	14

**Batting Breakdown**

2007 AVG.	AB	H	HR	RBI	CAREER by CATEGORY	AVG.	AB	H	HR	RBI
.295	78	23	1	12	Home	.284	81	23	1	12
.258	66	17	2	12	Road	.236	72	17	2	12
.302	53	16	0	9	Day	.271	59	16	0	9
.264	91	24	3	15	Night	.255	94	24	3	15
.264	121	32	1	19	Grass	.246	130	32	1	19
.348	23	8	2	5	Turf	.348	23	8	2	5
—	0	0	0	0	Pre-ASG	.000	9	0	0	0
.278	144	40	3	24	Post-ASG	.278	144	40	3	24
.400	35	14	1	9	vs. LHP	.389	36	14	1	9
.239	109	26	2	15	vs. RHP	.222	117	26	2	15
.317	41	13	1	17	RISP	.295	44	13	1	17
.000	3	0	0	0	Bases Loaded	.000	3	0	0	0
—	0	0	0	0	Pinch Hitter	—	0	0	0	0
—	0	0	0	0	Designated Hitter	.000	3	0	0	0

**Ballpark Breakdown**

	AVG.	AB	H	HR	RBI
Angel Stadium of Anaheim	.000	5	0	0	0
Comerica Park	.000	3	0	0	0
Fenway Park	.286	7	2	0	2
Jacobs Field	.182	11	2	0	2
Kauffman Stadium	.000	6	0	0	0
McAfee Coliseum	.295	78	23	1	12
Rangers Ballpark in Arlington	.273	11	3	0	2
Rogers Centre	.364	11	4	1	3
Safeco Field	.222	9	2	0	1
Tropicana Field	.333	12	4	1	2

**Fielding Statistics**

First Base							
YEAR	PCT.	G	PO	A	E	TC	DP
2006	1.000	1	6	0	0	6	0
<b>Totals</b>	<b>1.000</b>	<b>1</b>	<b>6</b>	<b>0</b>	<b>0</b>	<b>6</b>	<b>0</b>
Third Base							
YEAR	PCT.	G	PO	A	E	TC	DP
2007	.970	41	19	78	3	100	10
<b>Totals</b>	<b>.970</b>	<b>41</b>	<b>19</b>	<b>78</b>	<b>3</b>	<b>100</b>	<b>10</b>

FRONT OFFICE

2008 ATHLETICS

REVIEW

RECORDS

HISTORY

OPPONENTS

PLAYER DEVELOPMENT

MISCELLANEOUS

**Hannahan's Career Highs**

**Hits:** 3 (twice), last: September 16, 2007 vs. Texas  
**Runs:** 2, September 16, 2007 vs. Texas  
**Doubles:** 1, September 18, 2007 vs. Seattle  
**Triples:** None  
**Home Runs:** 1 (three times), last: August 31, 2007 vs. Detroit  
**Runs Batted In:** 3 (twice), last: September 2, 2007 vs. Detroit  
**Walks:** 3, September 3, 2007 at Los Angeles (AL)  
**Strikeouts:** 3, September 22, 2007 at Cleveland  
**Stolen Bases:** 1, August 22, 2007 at Toronto  
**Hitting Streak:** 12, August 19 to 31, 2007  
**Hitless Streak (At Bats):** 13, May 25, 2006 to August 15, 2007

**Hannahan's Career Home Run Chart**


**Multi-Homer Games:** None. **Three-Homer Games:** None. **Two-Homer Games:** None. **Grand Slams:** None. **Pinch-Hit Home Runs:** None. **Inside-The-Park Home Runs:** None. **Game Ending Home Runs:** None. **Lead Off Home Runs:** None.

**Rich Harden**

**40**

**Right-Handed Pitcher**

**Height/Weight:** 6-1 / 195      **Bats/Throws:** Left / Right  
**Birthdate:** November 30, 1981      **Opening Day Age:** 26  
**Birthplace/Resides:** Victoria, British Columbia, Canada / Victoria, British Columbia, Canada  
**Major League Service:** 4 years, 74 days  
**Obtained:** Selected in the 17th round of the June, 2000 draft  
**Contract Status:** Fourth year of a four-year contract through 2008 with a club option for 2009.



**Career Highlights**

Injuries have limited his playing time over the last three years as he has five stints on the disabled list over that span, including two in each of the last two seasons...is 5-2 with a 3.61 ERA in 16 games, 13 starts, over the last two years and 15-7 with a 2.92 ERA in 38 games, 32 starts, over the last three years...went 11-7 with a 3.99 ERA in 31 starts in 2004, his only full season in the Majors...made his Major League debut in 2003 at the age of 21 years, 233 days...retired the first 47 batters he faced at Double-A Midland and Triple-A Sacramento in 2003, giving him a streak of 57 consecutive batters retired dating back to 2002...was named Minor League Pitcher of the Year by SportsTicker in 2003 and AS Organizational Pitcher of the Year in 2002 and 2003.

**2007 Highlights**

Had his season interrupted by injury for the third consecutive year as two stints on the disabled list limited him to seven games, including four starts...was 1-2 with a 2.45 ERA...went 1-1 with a 1.42 ERA in three starts before going on the DL for the first time on April 23 retroactive to April 16 with a strained right shoulder...was reinstated from the DL on June 21 and began his return in the bullpen...did not allow a run in three relief appearances (4.0 ip) before being moved back into the starting rotation on July 7 against Seattle...allowed four runs in 2.2 innings and took the loss...was placed back on the DL on July 12 retroactive to July 8 with a strained right shoulder and missed the remainder of the season...was 1-2 with a 2.91 ERA in his four starting assignments and 0-0 with a 0.00 ERA (4.0 ip, 0 h) in his three relief appearances...now has a 0.82 ERA (1 er in 11.0 ip) and .105 (4 for 38) opponents average in eight career relief appearances...allowed a .202 opponents batting average, which included a .098 (4 for 41) mark against right-handed hitters and .292 (14 for 48) against left-handers...opponents were just 1 for 14 (.071) with runners in scoring position and he has allowed a .211 (73 for 346) career average with RISP...allowed a .114 opponents batting average the first time through the lineup... .241 the second time through and .375 after that...has allowed a .133 (15 for 113) opponents average the first time through the lineup over the last two years...did not allow a run (11.0 ip) and held the opposition to a .086 batting average in four games on the road compared to a 4.30 ERA and .278 opponents average in three starts in Oakland...opponents were 9 for 23 (.391) with four walks when leading off an inning...allowed one run or less in two of his four starts and had a win and a no decision in those starts...has allowed one run or fewer in 28 of his 76 career starts (36.8%) but is 15-0 with 13 no decisions in those starts...is 27-0 in 33 career starts with run support of four runs or more...the As were 2-2 in his four starting assignments and are now 49-27 (.645) in his 76 career starts...tossed at least six innings in three of his starts, allowed two runs or fewer three times and walked two batters or fewer three times...first batters faced were 0 for 3 with two strikeouts in his three relief appearances and he did not inherit any runners... combined with Jay Marshall and Huston Street on a three-hit shutout in his first start, a 9-0 As win at Seattle on April 4...allowed all three of the hits in 7.0 innings and is now 16-3 with a 1.52 ERA (33 er in 195.1 ip) in 26 career starts where he pitches at least seven innings...took the loss in his second start, the As home opener on April 9 against Chicago...it marked his first loss since August 9, 2005 against Los Angeles and snapped his winning streak at a career high tying six games...posted a 3.05 ERA and .181 opponents batting average over that 14-game, 11-start stretch that dated back to August 19, 2005...also won six straight from July 15 to August 31, 2004...the loss also snapped a streak where the As won 11 consecutive games in which he started...that tied for the fourth longest such streak in Oakland history...had a no decision in his third start on April 15 against New York, a game the As won 5-4 on Marco Scutaro's walk-off home run...allowed just one run in six innings and left in the seventh inning with tightness in his right shoulder...went on the disabled list and made one rehab appearance with Triple-A Sacramento on June 20 against Tacoma (1.0 ip, 1 h, 1 so) before he was reinstated from the DL...was placed in the bullpen upon his return...did not allow a run or hit in three relief appearances and retired 12 of the 14 batters that he faced, six by strikeout...made his fourth

and final start of the season on July 7 against Seattle, a loss in the As 4-0 decision...left after 2.2 innings, his shortest outing as a starter since June 26, 2004 against San Francisco when he tossed 2.1 innings...went back on the DL and continued to rehab towards a possible late season return...was transferred to the 60-day DL on August 22 and was eventually shut down for the remainder of the season in late September.

## Career

**2006**—Had his season interrupted by injury twice for the second consecutive year and was limited to just nine starts in 2006...was 4-0 with a 4.24 ERA in those starting assignments...had two stints on the disabled list, missing 34 games from April 27 to June 3 with a muscle strain in his back and 94 games from June 5 to September 20 with a sprained ligament in his right elbow...allowed a .191 opponents batting average, which broke down to .176 against left-handed hitters and .211 against right-handers...his opponents average dropped to .179 with runners in scoring position...three of the five home runs he allowed were solo shots...opponents were 6 for 44 (.136) with five walks (.224 on-base percentage) when leading off an inning...allowed a .145 average the first time through the lineup and .226 after that...opponents hit .141 over his first 45 pitches in a game and .231 after that...allowed a .368 average against the number four hitter and .168 against everyone else...tossed seven or more innings in just three of his starts and pitched five innings or fewer in each of his final five starts...did not allow a run in the first two innings of his first start on April 4 against New York to extend his career high scoreless streak to 18.1 innings dating back to August 14, 2005...had a no decision in the As 6-4 win in 10 innings on April 26 at Texas...left the game after 3.1 innings with a muscle strain in his back and was placed on the 15-day disabled list the next day...was replaced by Brad Halsey in the starting rotation during his first stint on the DL and the As went 1-5 in Halsey's starting assignments...made one rehab start for Triple-A Sacramento on May 31 and had a no decision in the River Cats 6-5 win at Las Vegas (2.0 ip, 1 h, 3 so)...was reinstated from the DL on June 4 and started that day against Minnesota...had a no decision in the As 5-1 win...was on a pitch limit and was relieved after tossing 79 pitches in four innings...left with a 4-1 lead and Halsey pitched the final five innings for the victory...was placed back on the DL on June 8, retroactive to June 5, with a sprained ligament in his right elbow...the As fifth starters were a combined 7-6 while he was on the DL for the second time (Sarloos 5-4, Windsor 0-2, Komine 2-0)...the As were 9-0 in his starting assignments in 2006 and 8-11 in games started by his replacements...was reinstated from the DL for the second time on September 21 and went 1-0 with a 5.40 ERA over his final three starts, all on a pitch count...tossed 3.0 innings on September 21 against Cleveland and struck out seven batters...it marked the second time in Oakland history a pitcher struck out seven in three innings or less...it was the first time by a starter as the other was John Briscoe who fanned seven in 2.2 innings of relief on May 11, 1994 at Detroit...was the winning pitcher in the As division clinching 12-3 victory at Seattle on September 26...tossed five shutout innings (2 h, 1 bb, 5 so)...that extended his winning streak to five games dating back to August 19, 2005...walked six batters and allowed six runs on three hits in 3.2 innings in his final start on October 1 at Los Angeles...made one postseason start and was the losing pitcher in the As 3-0 loss at Detroit in Game 3 of the ALCS on October 13 (5.2 ip, 5 h, 3 r, 3 er, 5 bb, 4 so)...did not pitch in the ALDS against Minnesota as he was scheduled to start Game 4 in the As three-game sweep.

**2005**—Was 10-5 with a 2.53 ERA but appeared in just 22 games, including 19 starts, as his season was interrupted by injury twice...began the season by going 2-3 with a 2.80 ERA over his first seven starts before he was placed on the disabled list retroactive to May 14 with a strained left oblique muscle...returned on June 21 and went 8-2 with a 2.54 ERA and .184 opponents batting average over his next 12 starts through August 19...did not pitch from August 20 through September 24 because of a right lat strain...pitched exclusively in relief following his return and did not allow a run in three outings (5.0 ip)...was 10-5 with a 2.63 ERA in his 19 starts...the As went 12-7 (.632) in his 19 starting assignments but were a combined 3-11 (.214) in games started by the pitchers who took his turn in the rotation (Ehterton 1-2, Glynn 0-3 and Kennedy 2-6)...held opponents to a .201 batting average, .271 on-base percentage and .294 slugging percentage...tossed just 128.0 innings and, based on a minimum of 100 innings pitched, he had the lowest opponents batting average and slugging percentage and the fewest home runs per nine innings (7 hr, 0.49 per nine innings) in the American League...also had the second lowest ERA and the third lowest opponents on-base percentage...his opponents batting average was third lowest in Oakland history using the 100 inning minimum and the slugging percentage was fourth lowest...tied for fifth in the AL with the first shutout of his career and tied for 10th with his first two complete games...his batting average broke down to .179 against left-handed hitters and .221 against right-handers...his mark against lefties was fourth lowest in the AL...his opponents average dropped to .191 with runners in scoring position, including .083 with RISP and two outs...was 5-4 with a 2.53 ERA in 11 starts before the All-Star Break and 5-1 with a 2.54 ERA in 11 games, eight starts, after the break...the As scored just 12 runs while he was pitching in his five losses and four no decisions (58.1 ip, 1.85 per nine innings)...was 3-1 with a 1.48 ERA and .159 opponents batting average in seven games during the day...agreed to terms on a four-year contract through the 2008 season with a club option for 2009 on April 2...finished April with a 2-0 record and a 2.10 ERA in four starts...tossed his first career complete game in the As 3-2 loss to Texas on May 2...allowed a solo home run to Dellucci in the third inning of that start which snapped a 48.1 inning, 195-batter homerless streak dating back to his last home run on September 11, 2004...had his only losing streak of the season when he lost each of his three starts in May (3.72 ERA), matching his career high...left his start on May 13 against New York after 3.1 innings with a strained left oblique muscle...was placed on the DL retroactive to May 14...made one rehab start for Triple-A Sacramento on June 17 against Colorado Springs (3.0 ip, 1 h, 7 so)...returned from the DL on June 21 at Seattle and won each of his first three starts following his return...tossed his first career shutout, a two-hitter in the As 6-0 win over Texas on July 14...tossed just 80 pitches which was the fewest by an Oakland pitcher in a nine-inning complete game since pitch counts were tracked starting in 1988...it marked just the 15th time since 1988 that a Major League pitcher has tossed 80 or fewer pitches in a nine-inning complete game...retired each of the first 22 hitters he faced before Soriano singled with one out in the eighth...that started a season best four-game winning streak through July 29 (2.54 ERA)...allowed a career high 12 hits in an 8-4 win over Detroit on July 29...went 5-1 with a 2.77 ERA in six starts in July...those were his most wins ever in a month...tied for second in the AL in wins in July and ranked fifth in ERA...then went 1-1 with a 3.00 ERA in four starts in August before he was sidelined with a right lat strain...returned on September 25 and pitched in relief that day against Texas (1.0 ip, 1 h)...each of his final three appearances came in his relief and he tossed 5.0 scoreless innings, retiring 15 of the 19 hitters that he faced.

**2004**—Was one of the top pitchers in the American League after the All-Star Break as he went 8-2 with a 3.49 ERA and a .229 opponents batting average in 15 starts after the break...tied for fifth in the AL in wins after the break and ranked sixth in opponents batting average and ERA...was 3-5 with a 4.52 ERA and .254 opponents batting average before the break...was 11-7 with a 3.99 ERA and .242 opponents batting average in 31 starts overall...ranked eighth in the AL in strikeouts with a team leading 167 and was tied for seventh with 81 walks...allowed just 16 home runs in 189.2 innings, an average of 0.76 per nine innings which was fourth lowest in the AL...tied with teammate Tim Hudson for the second lowest opponents slugging percentage in the AL (.366) and tied for the fifth lowest opponents batting average (.242)...allowed a .202 opponents batting average the first time through the line up, .221 the second time through and .309 after that...had a 2.65 ERA in

the first four innings of a game and 6.42 after that...had 13 no decisions which tied for third most among AL starting pitchers and equaled the second most ever by an Oakland starter...left with the lead (and pitched at least five innings) in three of his no decisions only to have the bullpen blow the save...the As were 18-13 in his starting assignments...allowed one run or fewer in nine of his starts but was just 3-0 with six no decisions in those starts...including two no decisions in two starts when he did not allow a run...the As scored 37 runs in his seven losses and 13 no decisions ( 2.81 runs per nine innings) and 66 runs in his 11 wins (8.33 runs per nine innings)...was 6-3 with a 3.02 ERA in 15 starts in Oakland and had the fourth best home ERA in the AL...ranked seventh in the AL with a 3.74 ERA during night games...his opponents batting average broke down to .227 against right-handers and .254 against left-handers...allowed a .213 opponents batting average when leading off an inning which was fourth lowest in the AL...came out of spring training as the As fifth starter and was optioned to Triple-A Sacramento on April 3 as the As had two off days over the first eight days of the season...made one start for Sacramento on April 10 and he had a no decision in the River Cats 5-3 loss to Edmonton...recalled to Oakland on April 15...lost consecutive starts on June 16 at St. Louis and June 21 at Anaheim, one of two losing streaks he had in 2004 (also lost two straight in April)...left his start on June 26 against San Francisco after just 2.1 innings with a left shoulder subluxation...was injured covering first base on a Ray Durham ground ball...it was his shortest outing ever as a starter...began the second half of the season with a career high six-game winning streak from July 15 to August 31...went 6-0 with a 2.55 ERA and .208 opponents batting average over that 10-start stretch...tossed a career high 125 pitches in 8.2 innings on July 20 against Toronto and did not allow a run but ended up with a no decision in the As 1-0 win in 14 innings...went 4-0 with a 2.97 ERA in six starts in August...picked up his 10th win of the season on September 16 against Texas to become the fifth As starter to win 10 games...that marked the first time the As have had five starters win 10 games since moving to Oakland in 1968.

**2003**—Began the season at Double-A Midland and made two starts there and 16 games, 14 starts, at Sacramento in his Triple-A debut before he was promoted to Oakland on July 17...went 5-4 with a 4.46 ERA in 15 games, 13 starts, with the As...went 3-0 with a 1.33 ERA and .213 opponents batting average over his first four starts and 2-4 with a 6.23 ERA and .280 opponents batting average over his last 11 games, nine starts...began his Major League career with 13 consecutive starts before pitching in relief on September 26 and 28 at Seattle...was 4-1 with a 2.51 ERA in six games during the day and 1-3 with a 5.95 ERA in nine games at night...allowed a .259 opponents batting average which broke down to .271 against left-handers and .241 against right-handers...his opponents average dropped to .169 with runners in scoring position...was selected from Sacramento on July 17 and made his ML debut on July 21 in Kansas City in just his third professional season...became the 30th pitcher in Oakland history to start in his Major League debut...at the age of 21 years, 233 days, he became the youngest As pitcher to start a game since Steve Karsay on August 17, 1993 at the age of 21 years, 146 days...had a no decision in the As 6-1 win...shutout the Royals on three hits and a walk over the first five innings before allowing his only run in the sixth...first ML win came in his second start, an 8-1 As win at Anaheim on July 26 (7.0 ip, 7 h, 1 r, 1 er, 1 bb, 3 so)...allowed his first home run on August 15 against Toronto after starting his career with 34 consecutive homerless innings...walked a career high seven on August 21 at Boston...struck out a career high 10 on August 31 against Tampa Bay...made two relief appearances in the ALDS against Boston...picked up the win in the As 5-4, 12 inning win in Game 1, tossing a scoreless 12th inning...took the loss in the As 3-1 loss in Game 3 at Boston, allowing a two-run pinch-hit home run to Nixon in the bottom of the 11th...was named Minor League Pitcher of the Year by SportsTicker and was also named Organizational Pitcher of the Year by the As for the second consecutive season...was 11-4 with a 2.74 ERA in 18 games, 16 starts, at Midland and Sacramento...allowed a .201 opponents batting average...went 2-0 with a 0.00 ERA in two starts at Midland and 9-4 with a 3.15 ERA in 16 games, 14 starts, at Sacramento...did not allow a base runner in his two starts at Midland, retiring all 39 batters that he faced...was promoted to Sacramento on April 10 and retired the first eight batters he faced in his Triple-A debut in the second game of a doubleheader at Edmonton on April 13, giving him a season opening stretch of 47 consecutive batters retired...the streak was 57 in a row dating back to his final start of 2002...was on the disabled list from April 26 to May 9 with a right ankle sprain...tossed a season high 7.1 shutout innings on June 20 against Salt Lake and earned Pacific Coast League Pitcher of the Week honors on June 23...started for the World Team in the Futures Game on July 13 in Chicago and had a no decision (1.0 ip, 1 h, 1 r, 1 er, 2 bb, 3 so)...did not pitch in the Triple-A All-Star Game on July 16 as he was called up to Oakland the next day.

**2002**—Split his season between Single-A Visalia and Double-A Midland and combined for 187 strikeouts, the second best figure in all of minor league baseball...the strikeout total came in 153.0 innings, an average of 11.00 strikeouts per nine innings which ranked sixth among minor league starting pitchers...added a 12-6 record and a 2.94 ERA in 28 starts...led the As farm system in ERA and strikeouts and tied for second in wins...allowed six home runs in 153.0 innings or one per 25.5 innings...allowed a .210 opponents batting average which broke down to .202 by left-handers and .216 by right-handers...average dropped to .179 with runners in scoring position...had five games of 10 or more strikeouts...began the year at Single-A Visalia where he went 4-3 with a 2.93 ERA in 12 starts...struck out 85 in 67.2 innings...was named California League Pitcher of the Week for the week of April 15-21 as he did not allow a run in two starts that week (11.0 ip, 5 h, 3 bb, 14 so)...was the lone Visalia player named to the Carolina/California League All-Star Game but was promoted to Midland on June 4 and did not play in the game...went 8-3 with a 2.95 ERA in 16 starts with the Rockhounds...led the staff with 102 strikeouts and tied for second in wins despite joining the club two months into the season.

**2001**—Began his professional career with Vancouver in the Short-Season Single-A Northwest League and was 2-4 with a 3.39 ERA in 18 games, 14 starts...struck out 100 in 74.1 innings...tied for the league lead in strikeouts and was first among starters in strikeouts per nine innings (11.94)...finished second in walks and opponents batting average allowed by a starter (.182)...led Vancouver in strikeouts and finished second in games started and innings pitched...allowed just three home runs in 74.1 innings...allowed a .179 opponents batting average overall...had a season high 12 strikeouts in his last start on September 4 against Everett.

## Personal/Miscellaneous

James Richard Harden was signed by John Kuehl on May 28, 2001 after being selected in the 17th round of the June, 2000 draft...graduated from Claremont Secondary (Victoria, BC) in 1999 and was selected by Seattle in the 38th round of the June draft...did not sign and attended Central Arizona Junior College where he graduated in 2001...led all Division I Junior College pitchers with 127 strikeouts in 2001 and tied for fifth with a 2.14 ERA...was born in Victoria, British Columbia and becomes the sixth Canadian to play for the Oakland As...joins Mike Kilkenny (1972), Dave McKay (1980-82) Vince Horsman (1992-94), Matt Stairs (1996-2000) and Cody McKay (2002)...co-hosted the "Battle of the Bay" Video game challenge during Spring Training in 2007 which raised funds for The National Multiple Sclerosis Society Arizona Chapter.

FRONT OFFICE

### Lifetime Pitching Record

Year	Club	W	L	ERA	G	GS	CG	SHO	SV	IP	H	R	ER	HR	HB	BB	IBB	SO	WP	BK
2001	Vancouver	2	4	3.39	18	14	0	0	0	74.1	47	29	28	3	4	38	0	100	8	1
2002	Visalia	4	3	2.93	12	12	1	0	0	67.2	49	27	22	4	1	24	0	85	3	1
	Midland	8	3	2.95	16	16	1	0	0	85.1	67	33	28	2	3	52	1	102	1	1
2003	Midland	2	0	0.00	2	2	0	0	0	13.0	0	0	0	0	0	0	0	17	0	0
	Sacramento	9	4	3.15	16	14	0	0	0	88.2	72	34	31	6	1	35	0	91	5	0
	OAKLAND	5	4	4.46	15	13	0	0	0	74.2	72	38	37	5	1	40	1	67	6	0
2004	Sacramento	0	0	5.40	1	1	0	0	0	5.0	6	3	3	0	0	3	0	6	0	0
	OAKLAND	11	7	3.99	31	31	0	0	0	189.2	171	90	84	16	3	81	6	167	4	1
2005	OAKLAND	10	5	2.53	22	19	2	1	0	128.0	93	42	36	7	2	43	0	121	6	0
	Sacramento	0	0	0.00	1	1	0	0	0	3.0	1	0	0	0	0	0	0	7	0	0
2006	OAKLAND	4	0	4.24	9	9	0	0	0	46.2	31	22	22	5	1	26	0	49	0	0
	Sacramento	0	0	0.00	1	1	0	0	0	2.0	1	0	0	0	0	0	0	3	1	0
2007	OAKLAND	1	2	2.45	7	4	0	0	0	25.2	18	7	7	3	0	11	1	27	0	0
	Sacramento	0	0	0.00	1	0	0	0	0	1.0	1	0	0	0	0	0	0	1	0	0
<b>ML Totals</b>		<b>31</b>	<b>18</b>	<b>3.60</b>	<b>84</b>	<b>76</b>	<b>2</b>	<b>1</b>	<b>0</b>	<b>464.2</b>	<b>385</b>	<b>199</b>	<b>186</b>	<b>36</b>	<b>7</b>	<b>201</b>	<b>8</b>	<b>431</b>	<b>16</b>	<b>1</b>

2008 ATHLETICS

REVIEW

### Career Transactions

**1999** — Selected by the Seattle Mariners organization in the 38th round of the free agent draft, June 2. **2000** — Selected by the Oakland Athletics organization in the 17th round of the free agent draft, June 5. **2005** — On disabled list, May 14 to June 20; included rehabilitation assignment to Sacramento, June 17 to 20. **2006** — On disabled list, April 27 to June 3; included rehabilitation assignment to Sacramento, May 31 to June 3. On disabled list, June 5 to September 20. **2007** — On disabled list, April 16 to June 20; included rehabilitation assignment to Sacramento, June 20. On disabled list, July 8 to end of season.

RECORDS

### Division Series Record

Year	Club/Opp.	W	L	ERA	G	GS	CG	SHO	SV	IP	H	R	ER	HR	HB	BB	IBB	SO	WP	BK
2003	OAK vs. BOS	1	1	13.50	2	0	0	0	0	1.1	2	2	2	1	0	2	1	1	1	0
2006	OAK vs. MIN									(Did not pitch)										
<b>Totals</b>		<b>1</b>	<b>1</b>	<b>13.50</b>	<b>2</b>	<b>0</b>	<b>0</b>	<b>0</b>	<b>0</b>	<b>1.1</b>	<b>2</b>	<b>2</b>	<b>2</b>	<b>1</b>	<b>0</b>	<b>2</b>	<b>1</b>	<b>1</b>	<b>1</b>	<b>0</b>

HISTORY

### League Championship Series Record

Year	Club/Opp.	W	L	ERA	G	GS	CG	SHO	SV	IP	H	R	ER	HR	HB	BB	IBB	SO	WP	BK
2006	OAK vs. DET	0	1	4.76	1	1	0	0	0	5.2	5	3	3	1	0	5	0	4	0	0

OPPONENTS

### vs. The American League

2007 ERA	W	L	SV	G	IP	H	HR	ER	SO	CAREER vs. TEAM	ERA	W	L	SV	G	IP	H	HR	ER	SO
—	0	0	0	0	0.0	0	0	0	0	Baltimore	0.69	0	0	0	2	13.0	7	0	1	10
—	0	0	0	0	0.0	0	0	0	0	Boston	17.61	0	1	0	2	7.2	11	4	15	9
3.00	0	1	0	1	6.0	5	2	2	6	Chicago	2.92	3	2	0	6	37.0	32	3	12	31
0.00	0	0	0	1	1.0	0	0	0	2	Cleveland	3.27	1	0	0	5	22.0	14	2	8	29
—	0	0	0	0	0.0	0	0	0	0	Detroit	3.70	3	1	0	4	24.1	30	1	10	20
—	0	0	0	0	0.0	0	0	0	0	Kansas City	1.42	2	0	0	4	25.1	21	1	4	21
—	0	0	0	0	0.0	0	0	0	0	Los Angeles	3.95	5	3	0	12	73.0	62	4	32	56
—	0	0	0	0	0.0	0	0	0	0	Minnesota	2.13	1	0	0	4	25.1	15	4	6	24
1.13	0	0	0	2	8.0	5	0	1	9	New York	4.50	1	2	0	7	38.0	37	3	19	36
—	0	0	0	0	0.0	0	0	0	0	Oakland	—	0	0	0	0	0.0	0	0	0	0
3.72	1	1	0	2	9.2	8	1	4	8	Seattle	1.90	5	2	0	11	52.0	34	2	11	55
—	0	0	0	0	0.0	0	0	0	0	Tampa Bay	4.94	3	1	0	5	27.1	31	4	15	27
—	0	0	0	0	0.0	0	0	0	0	Texas	3.73	5	2	0	11	62.2	49	3	26	60
—	0	0	0	0	0.0	0	0	0	0	Toronto	5.59	0	3	0	5	29.0	26	4	18	27

PLAYER DEVELOPMENT

### vs. The National League

2007 ERA	W	L	SV	G	IP	H	HR	ER	SO	CAREER vs. TEAM	ERA	W	L	SV	G	IP	H	HR	ER	SO
—	0	0	0	0	0.0	0	0	0	0	Cincinnati	6.75	1	0	0	1	5.1	6	0	4	8
0.00	0	0	0	1	1.0	0	0	0	2	New York	0.00	0	0	0	1	1.0	0	0	0	2
—	0	0	0	0	0.0	0	0	0	0	St. Louis	4.26	0	1	0	1	6.1	6	1	3	7
—	0	0	0	0	0.0	0	0	0	0	San Francisco	1.17	1	0	0	3	15.1	4	0	2	9

MISCELLANEOUS

Monthly Breakdown

2007 ERA	W	L	SV	G	IP	H	HR	ER	SO	CAREER by MONTH										
										ERA	W	L	SV	G	IP	H	HR	ER	SO	
1.42	1	1	0	3	19.0	13	2	3	20	April	3.22	6	3	0	15	92.1	76	6	33	92
—	0	0	0	0	0.0	0	0	0	0	May	3.47	2	4	0	9	57.0	50	5	22	50
0.00	0	0	0	3	4.0	0	0	0	6	June	2.91	3	2	0	11	46.1	32	2	15	47
13.50	0	1	0	1	2.2	5	1	4	1	July	2.93	9	2	0	16	101.1	73	6	33	82
—	0	0	0	0	0.0	0	0	0	0	August	4.13	7	4	0	16	96.0	85	13	44	95
—	0	0	0	0	0.0	0	0	0	0	September	4.50	4	3	0	15	66.0	64	3	33	57
—	0	0	0	0	0.0	0	0	0	0	October	9.53	0	0	0	2	5.2	5	1	6	8

Pitching Breakdown

2007 ERA	W	L	SV	G	IP	H	HR	ER	SO	CAREER by CATEGORY										
										ERA	W	L	SV	G	IP	H	HR	ER	SO	
4.30	0	2	0	3	14.2	15	3	7	14	Home	3.18	16	9	0	42	248.2	200	20	88	233
0.00	1	0	0	4	11.0	3	0	0	13	Road	4.08	15	9	0	42	216.0	185	16	98	198
4.22	0	1	0	3	10.2	10	1	5	10	Day	3.48	13	6	0	33	178.1	141	14	69	176
1.20	1	1	0	4	15.0	8	2	2	17	Night	3.68	18	12	0	51	286.1	244	22	117	255
2.45	1	2	0	7	25.2	18	3	7	27	Grass	3.39	28	15	0	76	421.2	337	29	159	399
—	0	0	0	0	0.0	0	0	0	0	Turf	5.65	3	3	0	8	43.0	48	7	27	32
2.45	1	2	0	7	25.2	18	3	7	27	Pre-ASG	3.56	12	11	0	40	220.0	181	17	87	210
—	0	0	0	0	0.0	0	0	0	0	Post-ASG	3.64	19	7	0	44	244.2	204	19	99	221
2.91	1	2	0	4	21.2	18	3	7	21	Starter	3.67	31	18	0	76	453.2	381	36	185	417
0.00	0	0	0	3	4.0	0	0	0	6	Reliever	0.82	0	0	0	8	11.0	4	0	1	14

Ballpark Breakdown

	ERA	W	L	SV	G	IP	H	HR	ER	SO
Angel Stadium of Anaheim	4.03	3	1	0	6	38.0	31	1	17	28
AT&T Park	3.00	0	0	0	1	6.0	2	0	2	3
Busch Stadium I	4.26	0	1	0	1	6.1	6	1	3	7
Comerica Park	2.08	2	0	0	2	13.0	12	0	3	14
Fenway Park	17.61	0	1	0	2	7.2	11	4	15	9
Jacobs Field	4.50	0	0	0	2	6.0	2	0	3	6
Kauffman Stadium	1.29	0	0	0	1	7.0	4	0	1	4
McAfee Coliseum	3.18	16	9	0	42	248.2	200	20	88	233
Metrodome	2.70	1	0	0	2	13.1	10	2	4	9
Rangers Ballpark in Arlington	6.75	1	1	0	4	18.2	23	0	14	22
Rogers Centre	10.61	0	2	0	2	9.1	12	2	11	6
Safeco Field	0.86	5	0	0	9	42.0	21	1	4	46
Shea Stadium	0.00	0	0	0	1	1.0	0	0	0	2
Tropicana Field	5.31	2	1	0	4	20.1	26	3	12	17
U.S. Cellular Field	2.25	1	1	0	2	12.0	10	0	3	13
Yankee Stadium	3.52	0	1	0	3	15.1	15	2	6	12

Fielding Statistics

Pitcher	YEAR	PCT.	G	PO	A	E	TC	DP
2004	.971	31	15	18	1	34	2	
2005	.952	22	12	8	1	21	2	
2006	1.000	9	6	7	0	13	0	
2007	1.000	7	3	0	0	3	0	
<b>Totals</b>	<b>.966</b>	<b>84</b>	<b>41</b>	<b>44</b>	<b>3</b>	<b>88</b>	<b>7</b>	

Harden's Career Highs

**Low Hit Complete Game:** 2, July 14, 2005 vs. Texas  
**Innings Pitched:** 9.0 (twice), last: July 14, 2005 vs. Texas  
**Fewest Innings Pitched, Starter:** 2.1, June 26, 2004 vs. San Francisco  
**Hits:** 12, July 29, 2005 vs. Detroit  
**Runs:** 8, August 21, 2003 at Boston  
**Earned Runs:** 8, August 21, 2003 at Boston  
**Walks:** 7, August 21, 2003 at Boston

**Strikeouts:** 10, August 31, 2003 vs. Tampa Bay  
**Home Runs:** 3, August 20, 2004 at Tampa Bay  
**Longest Winning Streak:** 6 (twice), last: August 19, 2005 to April 4, 2007  
**Longest Losing Streak:** 3 (twice), last: May 2 to 13, 2005  
**Longest Scoreless Streak:** 18.1, August 14, 2005 to April 4, 2006

Harden's 2007 Starts

Date	Opponent	Score	Dec	ERA*	IP	H	R	ER	BB	SO	HR	#PIT
April 4	at Seattle	9-0	W	0.00	7.0	3	0	0	2	7	0	94
April 9	Chicago (AL)	1-4	L	1.38	6.0	5	2	2	2	6	2	102
April 15	New York (AL)	5-4	—	1.42	6.0	5	1	1	2	7	0	93
July 7	Seattle	0-4	L	2.45	2.2	5	4	4	3	1	1	66

\*indicates overall ERA

**Fernando Hernandez****56****Right-Handed Pitcher****Height/Weight:** 5-11 / 190**Bats/Throws:** Right / Right**Birthdate:** July 31, 1984**Opening Day Age:** 23**Birthplace/Resides:** Miami, Florida / Miami, Florida**Major League Service:** None**Obtained:** Selected in the Rule 5 draft, December 6, 2007**Contract Status:** First year of a one-year contract through 2008.**Career Highlights**

Was selected by the A's in the Rule 5 draft in December of 2007 after spending five seasons in the Chicago White Sox farm system...has made 216 career minor league appearances, all in relief, and has a 3.24 ERA...has 298 career strikeouts in 291.1 innings, an average of 9.21 strikeouts per nine innings...led the Southern League and tied for sixth among all minor leaguers with 60 games pitched in 2007...ranked fifth in the Carolina League with 13 saves in 2006.

**2007 Highlights**

Made his Double-A debut with Birmingham and spent the entire season with the Barons...was 1-3 with nine saves and a 3.06 ERA in a career high 60 appearances, all in relief...also had career highs in innings pitched (85.1) and strikeouts (84)...led the Southern League and tied for sixth among all minor leaguers in games pitched...ranked third among SL relievers in fewest base runners per nine innings (10.34) and fifth in fewest walks per nine innings (2.43)...held the opposition to a .230 batting average, which included a .226 (28 for 124) mark against left-handed hitters and .233 (45 for 193) against right-handers...allowed three of his four home runs to lefties...opponents hit .186 with runners in scoring position, including .150 with RISP and two outs...converted 9 of 15 (60.0%) save opportunities and allowed 7 of 20 (35.0%) inherited runners to score...tossed at least one inning in 52 of his 60 outings, including 24 outings of two or more innings...compiled his best ERA in the month of May when he had a mark of 0.90 in 13 appearances...held the opposition to a .145 batting average and walked four while striking out 20 in 20.0 innings...had lowered his season ERA to 2.63 before allowing a season high four runs in 1.0 innings on June 8 against Mississippi...allowed his fourth home run of the season in that game, but did not allow another home run over his final 35 games and 46.2 innings...finished June with a 4.20 ERA and had a 4.02 ERA in July...matched his season highs by tossing 3.0 shutout innings and striking out four batters on July 3 at Montgomery...posted a 2.16 ERA in 13 outings in August...did not allow a run in 12 of his final 13 outings and finished the season with an eight-game, 7.2-inning scoreless streak...pitched for the Arizona Fall League Champion Phoenix Desert Dogs following the season and was 0-0 with two saves and a 0.00 ERA in 12 appearances...allowed just two unearned runs in 12.2 innings...allowed a .114 opponents batting average and left-handers were just 1 for 20 (.050).

**Career**

**2006**—Spent the entire season at Single-A Winston Salem for the second consecutive season and was 7-5 with 13 saves and a 1.93 ERA in 57 relief appearances...his ERA was a career low and the wins and saves were career highs...the saves were third best in the White Sox farm system...ranked second in the Carolina League in appearances, fourth in games finished (34) and fifth in saves...struck out 81 batters in 65.1 innings and his average of 11.16 strikeouts per nine innings was fourth best among CL relievers...allowed a .207 opponents batting average including .180 against right-handed hitters and .243 against left-handers...opponents batted .167 with runners in scoring position...did not allow an earned run in nine outings in April (12.2 ip) or 11 appearances in August (10.2 ip)...began the season with a 10-game, 13.2-inning scoreless streak...recorded the save in six consecutive outings from June 3 to 15 and did not allow a run or a hit over that stretch (4.2 ip)...had a 1.29 ERA over his first 29 outings through June 15...then allowed 12 runs over his next 15 outings from June 18 to July 29 (4.41 ERA)...compiled a 0.64 ERA over his final 14 outings.

**2005**—Spent the entire season at Single-A Winston-Salem and was 4-1 with a save and a 5.14 ERA in 45 relief appearances...allowed a .303 opponents batting average, including .286 by left-handed hitters and .315 by right-handers...his opponents average jumped to .327 with runners in scoring position...compiled a 2.87 ERA in 19 appearances on the road and a 6.98 ERA in 26 outings at home...his ERA increased each month of the season as he had a 3.45 ERA in April, 3.68 in May, 4.76 in June, 6.39 in July and 9.75 in August...struck out a season high five batters in a season high 4.0 innings and picked up the win on June 14 against Frederick...made one postseason appearance for the Warthogs (2.1 ip, 1 h, 1 r, 1 er, 2 bb, 1 so).

**2004**—Began the season in extended spring training and was sent to Single-A Kannapolis of the South Atlantic League on June 5...was 3-3 with a 2.98 ERA and four saves in 28 relief appearances for the Intimidators...finished second on the club in saves...was transferred to Single-A Winston-Salem of the Carolina League on September 7 and did not allow a run in two relief appearances (2.0 ip)...compiled a 2.85 ERA in 30 relief appearances overall...struck out 60 in 47.1 innings (11.41 per nine innings)...allowed a .237 opponents batting average...also made one postseason appearance for Winston-Salem (2.1 ip, 1 h, 1 r, 1 er, 2 bb, 2 so).

**2003**—Made his professional debut with Great Falls of the Pioneer Rookie League and was 1-3 with seven saves and a 2.70 ERA in 24 appearances...led his team in appearances and saves...ranked fourth in the PL in games finished (23)...allowed a .261 opponents batting average...recorded his first professional save on June 23 at Ogden (1.0 ip, 1 h)...his first win came on August 31 against Billings (1.0 ip, 1 h).

**Personal/Miscellaneous**

Fernando Hernandez, Jr., attended Broward (FL) Junior College and was a draft and follow from the 2002 draft after being selected by the White Sox in the 49th round...was scouted and signed by White Sox scouts Joe Butler and George Kachigian on May 26, 2003...graduated from Southwest HS (Miami, FL).



Lifetime Pitching Record

Year	Club	W	L	ERA	G	GS	CG	SHO	SV	IP	H	R	ER	HR	HB	BB	IBB	SO	WP	BK
2003	Great Falls	1	3	2.70	24	0	0	0	7	23.1	23	10	7	0	1	10	0	14	7	0
2004	Kannapolis	3	3	2.98	28	0	0	0	4	45.1	43	20	15	2	3	16	1	59	3	0
	Winston-Salem	0	0	0.00	2	0	0	0	0	2.0	1	0	0	0	0	1	0	1	0	0
2005	Winston-Salem	4	1	5.14	45	0	0	0	1	70.0	83	44	40	6	4	30	0	59	3	0
2006	Winston-Salem	7	5	1.93	57	0	0	0	13	65.1	50	24	14	4	4	32	0	81	4	0
2007	Birmingham	1	3	3.06	60	0	0	0	9	85.1	73	30	29	4	2	23	0	84	4	0

Career Transactions

2002 — Selected by the Chicago White Sox organization in the 49th round of the First-Year Player Draft. 2007 — Selected by the Oakland Athletics in the Rule 5 draft, December 6.

Javier Herrera

65

Outfielder

Height/Weight: 5-10 / 203

Bats/Throws: Right / Right

Birthdate: April 9, 1985


Opening Day Age: 22

Birthplace/Resides: Caracas, Venezuela / Caracas, Venezuela

Major League Service: None

Obtained: Signed as a non-drafted free agent, July 27, 2001

Contract Status: First year of a one-year contract through 2008.



Career Highlights

Has a .287 career average and 86 stolen bases in 328 games over five seasons in the minors...injuries have limited his playing time, including 2006 when he missed the entire season after having "Tommy John" surgery...also missed the last month of 2007 with strained hamstring and two weeks in 2005 with a sprained wrist...was named to the Midwest League postseason All-Star team in 2005 while playing for Kane County and was named Northwest League Most Valuable Player in 2004 at Vancouver.

2007 Highlights

Began the year at Single-A Stockton and was transferred to Double-A Midland on July 4 before his season ended early on July 25 with a strained right hamstring...combined for a .269 average, 12 home runs and 52 RBI in 82 games...had a career high 22 doubles...batted .285 (74 for 260) against right-handed pitching and .206 (13 for 63) against left-handers...hit in every spot in the order except eighth and ninth and saw his most action with 38 games in the five spot...appeared in 54 games in center field, 12 games in right field and six in left field...hit .274 with nine home runs, 39 RBI and 11 stolen bases in 62 games with Stockton...started slowly as he batted .207 with no home runs and seven RBI in 21 games in April...then hit .333 with six of his nine home runs and 22 of his 39 RBI in 22 games in May...was 3 for 5 with a home run and five RBI on May 15 at Inland Empire, matching his season high in hits and RBI...hit safely in a season high nine consecutive games from May 22 to 31 (15 for 42, .357)...scored a season high four runs on May 24 at Visalia...homered in back-to-back games on June 29 and 30 at San Jose...finished the month of June with a .242 average in 16 games...had back-to-back three-hit games on July 2 and 3 against Modesto and was promoted to Midland on July 4...hit .254 with three home runs and 13 RBI in 20 games with the Rockhounds...went 15 for 50 (.300) over his first 13 games and 3 for 21 (.143) over his final six contests...had a grand slam and a season high tying five RBI on July 14 against San Antonio...went 0 for 1 in his final game on July 24 at Frisco and was placed on the disabled list the next day with a strained right hamstring...missed the remainder of the season.

Career

2006—Was with the A's during spring training and went 2 for 10 (.200) with a double and a RBI in six games before he was optioned to Sacramento on March 13...was placed on the disabled list on April 6 with an injury to the ulnar collateral ligament in his right elbow...had "Tommy John" surgery on the elbow and missed the entire season.

2005—Spent nearly the entire season at Single-A Kane County where he batted .275 with 13 home runs and 62 RBI in 94 games...was named to the Midwest League Postseason All-Star Team...also had a five-game stint with Triple-A Sacramento in May, going 5 for 12 (.417) with a home run and three RBI...hit .280 with 14 home runs and 65 RBI in 99 games overall...had career highs in nearly every offensive category including games, at bats (372), runs (75), hits (104), home runs, RBI, walks (48), strikeouts (111) and stolen bases (27)...led the A's farm system in stolen bases...his batting average broke down to .258 against left-handers and .286 with 12 of his 14 home runs against right-handers...was 7 for 14 (.500) with a grand slam and 21 RBI with the bases loaded...appeared exclusively in center field on defense, making 93 appearances, including 91 starts...saw most of his action hitting third where he appeared in 73 games...although he appeared in just 94 games with Kane County, he led the Cougars in stolen bases (26), hit by pitches (12) and strikeouts (110)...started slowly as he batted .186 over his first 15 games before going 4 for 4 on May 12 at South Bend...that started an eight-game stretch through May 20 where he went 13 for 31 (.419)...

was moved up to Sacramento on May 21 and continued his hot hitting, going 5 for 12 (.417) in five games...was sent back to Kane County on May 27 and ended up batting .288 in June, .278 in July and .309 in August...had a grand slam on May 4 at Dayton...had three stolen bases on May 12 at South Bend and May 16 against Clinton...had a season high six RBI on July 19 against Wisconsin and had 23 RBI in 26 games in July...hit .444 during a season best 10-game hitting streak from July 26 to August...homered four times over a five-game span from August 3 to 8...was on the disabled list from August 18 to 30 with a sprained right wrist...batted .265 with three home runs and 12 RBI in 53 games with Caracas in the Venezuelan Winter League.

**2004**—Spent the entire season at Single-A Vancouver and was named Northwest League Most Valuable Player after batting .331 with 12 home runs and 47 RBI in 65 games...ranked second in the NL in hits (87) and stolen bases (23), third in slugging (.555), tied for third in triples (4), fourth in batting and tied for fourth in extra base hits (31)...had career highs in batting, slugging and on-base percentage (.392)...led Vancouver in batting, hits, doubles (15), triples, home runs, stolen bases and total bases (146)...batted .305 against right-handed pitching and .417 against left-handers...hit .382 with runners in scoring position...batted .347 in June, .368 in July and .318 with five home runs and 18 RBI in 20 games in August...appeared in 38 games in center field and 28 in right field...was 3 for 3 with two walks, two home runs and five RBI on July 4 against Everett...went 4 for 12 (.333) with two doubles, a home run and four RBI in three playoff games for the Canadians.

**2003**—Appeared in just 17 games for the A's affiliate in the Arizona Rookie League in his first season in the United States and batted .230 with two home runs and 13 RBI...hit .286 with both of his home runs at home and .154 on the road...appeared in 14 games in center field and two in left field.

**2002**—Played for the A's affiliate in the Dominican Summer League and batted .286 with five home runs and 47 RBI in 65 games...had a career high five triples.

**Personal/Miscellaneous**

Javier Armando Herrera was originally signed by A's scout Julio Franco.

**Lifetime Playing Record**

Year	Club	AVG.	G	AB	R	H	2B	3B	HR	RBI	SH	SF	HP	BB	SO	SB	CS	SLG	OBP	E
2002	DSL Athletics	.286	65	227	40	65	14	5	5	47	2	2	4	23	56	21	4	.458	.359	-
2003	AZL Athletics	.230	17	61	12	14	3	1	2	13	0	0	2	7	19	3	1	.410	.329	0
2004	Vancouver	.331	65	263	50	87	15	4	12	47	0	2	4	24	59	23	1	.555	.392	4
2005	Kane County	.275	94	360	70	99	18	2	13	62	0	3	12	47	110	26	5	.444	.374	8
	Sacramento	.417	5	12	5	5	1	0	1	3	0	0	2	1	1	1	0	.750	.533	0
2006	Sacramento																			
2007	Stockton	.274	62	252	45	69	17	0	9	39	0	2	6	19	60	11	7	.448	.337	3
	Midland	.254	20	71	13	18	5	0	3	13	0	1	3	4	13	1	0	.451	.316	1

**Career Transactions**

**2001** — Signed by the Oakland Athletics organization as a non-drafted free agent, July 27.

**Dan Johnson**

**29**

**First Base**

**Height/Weight:** 6-2 / 216

**Bats/Throws:** Left / Right

**Birthdate:** August 10, 1979

**Opening Day Age:** 28

**Birthplace/Resides:** Coon Rapids, Minnesota / Chandler, Arizona

**Major League Service:** 2 years, 108 days

**Obtained:** Selected in the seventh round of the June, 2001 draft

**Contract Status:** First year of a one-year contract through 2008.

**Career Highlights**

Has spent the majority of each of the last three seasons in the Majors with Oakland...2007 was his first season spent primarily in the Majors although he did have a two-game rehab assignment...became the first player in Oakland history with at least four runs, four hits, four RBI, two home runs and two walks in one game on May 10, 2007 at Kansas City...began the 2006 season as the A's starting first baseman but was sent to Sacramento after the All-Star Break...tied an Oakland record by starting the 2006 season 0 for 27...made his ML debut in 2005 after spending the first two months of the season in the minors...was named Most Valuable Player of the Pacific Coast League in 2004 and was named to the Texas League postseason All-Star team in 2003 after finishing third in all of minor league baseball in RBI (114).

**2007 Highlights**

Batted .236 with 18 home runs and 62 RBI in 117 games in his third season with the A's...added 72 walks for a .349 on-base percentage...had career highs in games, at bats (416), home runs, RBI, walks and strikeouts (77) and matched his best in triples (1)...hit .237 (62 for 262) against

FRONT OFFICE

2008 ATHLETICS

REVIEW

RECORDS

HISTORY

OPPONENTS

PLAYER DEVELOPMENT

MISCELLANEOUS



right-handed pitchers and .234 (36 for 154) against left-handers...now has a .249 (194 for 778) career average against right-handers and .247 (74 for 299) against lefties...his average dropped to .200 with runners in scoring position, which ranked seventh lowest in the American League...has a .219 (64 for 292) career average with RISP...was 1 for 14 (.071) with the bases loaded, which was the lowest mark in the AL...is a .188 (66 for 32) career hitter with the bases full, but three of the six hits are grand slams...hit .217 in Oakland after batting .284 in the Coliseum over the first two years of his career...batted .260 before the All-Star Break and .204 after the break...hit .267 during the day compared to .218 at night...now has a .293 (119 for 406) career average during the day and .222 (149 for 671) at night...ranked second in the AL in highest percent of pitches taken (64.5%)...hit .190 in interleague play...went 14 for 33 (.424) against Cleveland and batted .357 with four home runs and eight RBI in eight games against Kansas City...has a .333 (22 for 66) career average against the Royals with seven home runs and 13 RBI in 19 games...started games at every spot in the order from third through seventh and made a team leading 40 starts in the five spot...was 4 for 26 (.154) in eight games hitting third...committed four errors over his first 59 games at first base and then finished the season with a 38-game errorless streak for a career best .996 fielding percentage...started a team leading 96 games at first base, but all of those came over a 124-game stretch from April 25, when he was reinstated from the disabled list, to September 9, the day before Daric Barton was promoted from Sacramento...started 12 of the A's final 18 games at designated hitter and made 17 starts at DH for the season...batted .263 with four home runs and 15 RBI as a DH and was 0 for 3 as a pinch hitter...is now 0 for 14 with two walks and two RBI in his career in the pinch...began the season on the 15-day disabled list with a torn labrum in his left hip but missed just 20 games...went 3 for 5 (.600) with a home run and three RBI in two games with Triple-A Sacramento on a rehab assignment on April 23 and 24 and was reinstated from the DL on April 25...got off to a fast start as he hit .327 over his first 29 games through May 27...then hit .205 over his final 88 games...had a career and A's season high 15-game hitting streak from April 28 to May 15...hit .411 with five doubles, four home runs, 13 RBI, 14 runs scored and 13 walks during the streak...matched his career highs on May 10 at Kansas City with four hits, two home runs, four RBI and four runs scored...had the first 4-4-4 box score line in Oakland history...also walked twice, marking the 15th time in Oakland history a player reached base six times in one game...it was the first time since August 28, 1998 at Cleveland when both Jason Giambi and Rickey Henderson did it...is the first player in Oakland history with at least four runs, four hits, four RBI, two home runs and two walks in one game...was named American League Co-Player of the Week for the week of May 7 to 13, an honor he shared with teammate Jack Cust...hit .545 with three doubles, three home runs, six RBI and 10 runs scored...had the game-ending sacrifice fly on May 15 against Kansas City, his first career walk-off plate appearance...went 2 for 3 with three walks on May 18 against San Francisco, the second time in May he reached base safely at least five times in a game...also scored a career high tying four runs in the game for the second time in 2007 and the third time in his career...is just the fourth player in Oakland history with three career games of four or more runs scored (Giambi, Henderson, Tejada)...finished May with a .323 batting average along with five home runs and 19 RBI in 27 games...then hit .204 in June...snapped a career long 24-game, 93-at bat homerless streak on June 15 against St. Louis...matched his career high with four hits on June 28 at Cleveland...hit .156 in July, the lowest single month batting average of his career...followed that up with a .214 mark in August...singled in the winning run in the bottom of the 10th inning on August 31 against Detroit for his second "walk-off" plate appearance of the season...hit his third career grand slam in the top of the ninth inning on September 10 at Seattle and matched his career high with four RBI...had his second two-homer game of the season on September 15 against Texas...it was the third of his career...also matched his career high with four RBI in that game.

## Career

**2006**—Was the A's starting first baseman the first half of the season but he struggled offensively and was optioned to Triple-A Sacramento following the All-Star Break...was batting .237 with seven home runs and 25 RBI in 72 games before the break and started 67 of the A's 88 games at first base...was sent to Sacramento one day after the break when Milton Bradley returned from the disabled list on July 14...returned to Oakland on August 31 before rosters expanded and ended up batting .222 with two home runs and 12 RBI in 19 games over the final month of the season...hit .234 with nine home runs and 37 RBI in 91 games overall...was 4 for 13 (.308) with a grand slam and 14 RBI with the bases loaded...all nine of his home runs came off right-handed pitching, eight were solo shots and the A's were 7-1 in games in which he homered...went 0 for 6 with a walk and two sacrifice flies as a pinch hitter...hit .309 with six home runs in 38 games during the day compared to .178 with three home runs in 53 games at night...hit four of his nine home runs in the seventh inning or later and batted .219 over the first six innings of a game and .263 after that...started games in each of the final five spots in the order but saw his most action and had his best success in the seven spot where he hit .295 with five of his nine home runs in 22 starts...did not commit an error over his first 54 games at first base but then made four over his final 31 games...ended up committing four errors in 85 games, 77 starts, at first base for a .995 fielding percentage...went 0 for 27 to start the season, tying an Oakland record for consecutive hitless at bats to start the year...shares the record with Joe Wallis who did it in 1979...his hitless streak was at a career high 28 at bats dating back to 2005 when he singled in the fifth inning on April 14 against Texas for his first hit of the season...went 1 for 37 (.027) over his first 12 games before going 3 for 4 on April 22 against Los Angeles...ended up batting a combined .196 with two home runs and eight RBI in 42 games in April and May...then hit .291 with five home runs and 17 RBI in 30 games in June and July...had his first career two-homer game on June 11 at New York...matched his career highs with four hits and four RBI on June 15 against Seattle...the four RBI gave him an RBI in seven consecutive games from June 4 to 15 (11 RBI total) and that was part of a 10-game hitting streak from June 3 to 17, during which he batted .447 with five doubles, three home runs and 11 RBI...his average reached a season high .256 on June 25 but he went 5 for 38 (.132) over his next 11 games before he was optioned to Sacramento...returned on August 31 and had his third career four-RBI game on September 3 against Baltimore when he hit his second career grand slam...was on the A's postseason roster for both the ALDS and ALCS but did not appear in a game...batted .314 with seven home runs and 44 RBI in 46 games with Sacramento...added 32 walks for a .426 on-base percentage...hit .449 with six home runs and 26 RBI in 17 games in July but then batted .223 with one home run and 18 RBI in 29 games in August...batted .412 with runners in scoring position and was 7 for 8 (.875) with a grand slam and 18 RBI with the bases loaded...hit .531 as the designated hitter and made his professional debut at third base on August 25 at Fresno.

**2005**—Batted .275 with 15 home runs and 58 RBI in 109 games in his rookie campaign...added 50 walks for a .355 on-base percentage...despite spending nearly two months of the season in the minors, he ranked second among American League rookies in on-base percentage, tied for second in walks, third in slugging (.451), tied for third in home runs and fifth in batting and RBI...hit .283 against left-handed pitching and .272 against right-handers but hit 13 of his 15 home runs against righties...hit 13 of his 15 home runs on the road and 11 of his 15 home runs were solo shots...the A's were 13-2 in games in which he homered...batted .247 with six home runs and 31 RBI against a pitcher the first time he saw him in a game and .318 with nine home runs and 27 RBI after that...three of his first eight Major League starts came at designated hitter but he would make only five starts at DH for the season...made a team leading 98 starts at first base, including 61 over the

As final 63 games...got off to a slow start as he batted .228 with no home runs and four RBI over his first 19 games...then hit .332 with 12 home runs and 40 RBI over a 59-game stretch from June 19 to August 30...finished the year by hitting .187 with three home runs and 14 RBI over his final 31 games...was recalled from Triple-A Sacramento on May 27 and made his Major League debut with a start at first base that night at Cleveland (0 for 3, one walk)...recorded his first ML hit on May 29 at Cleveland with a sixth inning single off Jake Westbrook...his first RBI came on June 1 against Tampa Bay, a RBI single in the sixth inning...went homerless over his first 21 games and 66 at bats before hitting his first ML home run on June 21 at Seattle off Joel Pineiro to lead off the third inning...had a career high four hits on July 27 against Cleveland and then went 2 for 2 with two walks in his next game on July 29 against Detroit, giving him six consecutive hits and eight consecutive plate appearances where he reached base safely...finished July with a .364 batting average, his best for any month...homered in four straight games from August 3 to 6...that was part of a season best 10-game hitting streak from July 27 to August 6 where he hit .486...the streak lifted his average to a season high .330...scored a career and A's season high four runs on August 6 at Kansas City...drove in at least one run in nine consecutive games from August 21 to 30 (12 RBI total)...hit his first career grand slam on September 10 at Texas off Kameron Loe...began the season at Sacramento and batted .324 with eight home runs and 41 RBI in 47 games with the River Cats...added 32 walks for a .424 on-base percentage...was leading the Pacific Coast League in RBI at the time of his promotion to Oakland...batted .371 with seven of his eight home runs against right-handed pitchers compared to .200 against left-handers...hit .339 with runners in scoring position...appeared in 45 games at first base, two in left field and two at designated hitter...had back-to-back four-hit games on May 8 and 9 at Las Vegas...had back-to-back four RBI games on May 9 at Las Vegas and May 10 against Oklahoma.

**2004**—Was named Most Valuable Player of the Pacific Coast League after batting .299 with 29 home runs and 111 RBI in 142 games at Triple-A Sacramento...followed that up by earning MVP honors in the postseason after hitting .458 with two home runs, six RBI and seven walks in seven games...was recalled by Oakland on September 18 after the River Cats won the PCL Championship but did not appear in a game with the A's...finished second in the PCL in RBI and was fourth in hits (160)...led the A's farm system in RBI and tied for the lead in home runs...led Sacramento in games (142), hits, triples (5) and RBI and tied for the lead in home runs...batted .302 against left handed pitchers and .298 against right-handers...hit 28 of his 29 home runs and had 96 of his 111 RBI against right handed pitching...batted .304 with runners in scoring position...hit just .231 with the bases loaded but had three grand slams and 26 RBI...appeared in 98 games at first base, 33 at designated hitter and 15 in left field...batted .300 or better in three months (.314 in April, .314 in June and .343 in July)...had 47 multiple hit games, 48 games with one hit and 47 games with no hits...had his first of six four-hit games in the season opener on April 8 against Edmonton...also had four RBI in that game, his first of six games of four or more RBI...had his first of three two-homer games on April 11 against the Trappers and also had a season high eight RBI in that game...finished June with seven home runs and 31 RBI in 28 games...went 4 for 5 with a double, a home run and five RBI on July 23 at Las Vegas...went 4 for 5 in Game 3 of the PCL Championship in Iowa on September 17 to help the River Cats complete the sweep of the best of five series...played for Hermosillo in the Mexican Pacific Winter League and hit .248 with 12 home runs and 35 RBI in 47 games...added 39 walks for a .411 on-base percentage.

**2003**—Was named to the Texas League Post Season All-Star team after batting .290 with 27 home runs and 114 RBI in 139 games at Double-A Midland...led the league in home runs and RBI and ranked second in runs scored (90), third in extra base hits (57) and fourth in hits (156) and slugging (.504)...was third in all of minor league baseball in RBI, fourth in total bases (273) and tied for 10th in home runs...was promoted to Sacramento following the conclusion of Midland's season and went 1 for 4 in one game, giving him an overall batting average of .290 which was ninth best in the A's farm system...finished second in the A's farm system in home runs and RBI...led Midland in games, at bats (538), runs, hits, total bases (271), home runs, RBI, walks (68) and slugging (.504)...had a season high five RBI on April 10 at San Antonio...had his first of two two-homer games on April 23 at Arkansas...had his second two-homer game on May 7 against Frisco...had five hits on July 22 against El Paso...had a season best 12-game hitting streak from July 29 to August 11...was promoted to Sacramento on September 1 and in addition to his one regular season game, he also appeared in one postseason game and walked in his only plate appearance...then played for the Mesa Desert Dogs in the Arizona Fall League and hit .382 with four home runs and 30 RBI in 30 games...added 25 walks for a .496 on-base percentage and slugged .609...led the AFL in RBI and on-base percentage, ranked second in batting and hits (42), third in doubles (11), tied for fourth in runs (21) and fifth in slugging and extra base hits (16).

**2002**—Hit .293 with 21 home runs and 85 RBI in 126 games at Single-A Modesto...finished third in the A's farm system in home runs, fourth in RBI and eighth in batting...was fifth in the California League in home runs and RBI...topped Modesto in home runs, RBI and slugging (.500)...appeared in 89 games at first base but also hit .264 with eight home runs and 24 RBI as the designated hitter and was 5 for 8 (.625) with two RBI and four walks as a pinch-hitter...had two home runs and six RBI on June 13 at Rancho Cucamonga...his best month of the season was August when he hit .368 with 10 home runs and 29 RBI in 29 games...homered twice on August 11 at Visalia and August 15 against Bakersfield...earned California League Player of the Week honors for the week of August 19 to 25...went 3 for 16 (.188) with two home runs, six RBI and five walks in five postseason games for Modesto.

**2001**—Made his professional debut with Vancouver of the Northwest League and batted .283 with 11 home runs and 41 RBI in 69 games...tied for third in the league in home runs...led Vancouver in hits (70), RBI and slugging (.494) and tied for the team lead in runs scored (36), triples (2) and home runs...earned consecutive player of the week awards for the weeks of July 23 to 29 and July 30 to August 5...had a grand slam and five RBI on August 4 against Spokane...homered twice on August 20 at Salem-Keizer and September 1 at Everett.

### Personal/Miscellaneous

Daniel Ryan Johnson was originally signed by A's scout Jim Pransky...graduated from Blaine (MN) High School in 1997...attended the University of Nebraska...was an All-Big 12 selection at first base in 2000 after hitting .368 with a league leading 21 home runs...was a second team All-America selection by *Baseball America* in his senior season in 2001 after hitting .361 with 25 HR and 86 RBI...tied for the lead among all NCAA Division I hitters in walks (63), ranked second in RBI and was tied for second in home runs...was All-Big 12 for the second consecutive season, leading the league in home runs, RBI and runs scored (77).

**Lifetime Playing Record**

Year	Club	AVG.	G	AB	R	H	2B	3B	HR	RBI	SH	SF	HP	BB	SO	SB	CS	SLG	OBP	E
2001	Vancouver	.283	69	247	36	70	15	2	11	41	0	4	2	27	63	0	0	.494	.354	12
2002	Modesto	.293	126	426	56	125	23	1	21	85	1	8	0	57	87	4	1	.500	.371	7
2003	Midland	.290	139	538	90	156	26	4	27	114	0	11	2	68	82	7	4	.504	.365	8
	Sacramento	.250	1	4	0	1	1	0	0	0	0	0	0	0	0	0	0	.500	.250	0
2004	Sacramento	.299	142	535	95	160	29	5	29	111	0	7	9	89	93	0	1	.535	.403	12
2005	Sacramento	.324	47	182	36	59	17	0	8	41	0	2	1	32	24	0	1	.549	.424	4
	OAKLAND	.275	109	375	54	103	21	0	15	58	0	8	1	50	52	0	1	.451	.355	6
2006	Sacramento	.234	91	286	30	67	13	1	9	37	0	5	0	40	45	0	0	.381	.323	4
	OAKLAND	.314	46	172	34	54	13	1	7	44	0	2	3	32	27	0	1	.523	.426	4
2007	Sacramento	.600	2	5	1	3	0	0	1	3	0	0	0	3	0	0	0	1.200	.750	0
	OAKLAND	.236	117	416	53	98	20	1	18	62	0	4	3	72	77	0	0	.418	.349	4
<b>M.L. Totals</b>		<b>.249</b>	<b>317</b>	<b>1077</b>	<b>137</b>	<b>268</b>	<b>54</b>	<b>2</b>	<b>42</b>	<b>157</b>	<b>0</b>	<b>17</b>	<b>4</b>	<b>162</b>	<b>174</b>	<b>0</b>	<b>1</b>	<b>.420</b>	<b>.344</b>	<b>14</b>

**Career Transactions**

2001 — Selected by the Oakland Athletics organization in the 7th round of the free agent draft, June 5. 2007 — On disabled list, March 27 to April 24; included rehabilitation assignment to Sacramento, April 23 to 24.

**Division Series Record**

Year	Club/Opp.	AVG.	G	AB	R	H	2B	3B	HR	RBI	SH	SF	HP	BB	SO	SB	CS	SLG	OBP	E
2006	OAK vs. MIN																			

(Did not play)

**League Championship Series Record**

Year	Club/Opp.	AVG.	G	AB	R	H	2B	3B	HR	RBI	SH	SF	HP	BB	SO	SB	CS	SLG	OBP	E
2006	OAK vs. DET																			

(Did not play)

**vs. The American League**

2007 AVG.	AB	H	HR	RBI	CAREER vs. TEAM	AVG.	AB	H	HR	RBI
.250	16	4	0	1	Baltimore	.289	45	13	2	12
.259	27	7	1	3	Boston	.195	41	8	1	3
.083	12	1	0	1	Chicago	.194	36	7	1	5
.424	33	14	1	3	Cleveland	.346	78	27	1	8
.167	24	4	1	4	Detroit	.204	54	11	2	9
.357	28	10	4	8	Kansas City	.333	66	22	7	13
.321	28	9	1	5	Los Angeles	.241	108	26	3	10
.136	22	3	0	1	Minnesota	.238	84	20	5	9
.200	10	2	2	4	New York	.182	44	8	4	8
—	0	0	0	0	Oakland	—	0	0	0	0
.214	42	9	2	6	Seattle	.260	123	32	4	22
.258	31	8	1	5	Tampa Bay	.200	55	11	1	8
.132	53	7	2	8	Texas	.238	126	30	7	26
.281	32	9	1	7	Toronto	.295	61	18	2	10

**vs. The National League**

2007 AVG.	AB	H	HR	RBI	CAREER vs. TEAM	AVG.	AB	H	HR	RBI
—	0	0	0	0	Arizona	.200	10	2	0	0
—	0	0	0	0	Atlanta	.286	7	2	0	0
—	0	0	0	0	Chicago	—	0	0	0	0
.143	7	1	0	0	Cincinnati	.143	7	1	0	0
—	0	0	0	0	Colorado	.231	13	3	0	0
—	0	0	0	0	Florida	—	0	0	0	0
.154	13	2	0	0	Houston	.154	13	2	0	0
—	0	0	0	0	Los Angeles	.231	13	3	0	0
—	0	0	0	0	Milwaukee	—	0	0	0	0
.000	4	0	0	0	New York	.000	7	0	0	0
—	0	0	0	0	Philadelphia	.400	10	4	0	1
—	0	0	0	0	Pittsburgh	—	0	0	0	0
.167	12	2	1	3	St. Louis	.167	12	2	1	3
—	0	0	0	0	San Diego	.083	12	1	0	0
.273	22	6	1	3	San Francisco	.318	44	14	1	10
—	0	0	0	0	Washington	.125	8	1	0	0

FRONT OFFICE  
2008 ATHLETICS  
REVIEW  
RECORDS  
HISTORY  
OPPONENTS  
PLAYER DEVELOPMENT  
MISCELLANEOUS

FRONT OFFICE

**Monthly Breakdown**

2007 AVG.	AB	H	HR	RBI	CAREER by MONTH	AVG.	AB	H	HR	RBI
.267	15	4	0	2	April	.192	78	15	2	6
.323	99	32	5	19	May	.267	191	51	5	23
.204	93	19	3	9	June	.272	250	68	9	38
.156	64	10	2	8	July	.258	163	42	7	21
.214	70	15	4	13	August	.257	171	44	10	32
.240	75	18	4	11	September	.221	213	47	9	33
—	0	0	0	0	October	.091	11	1	0	4

2008 ATHLETICS

**Batting Breakdown**

2007 AVG.	AB	H	HR	RBI	CAREER by CATEGORY	AVG.	AB	H	HR	RBI
.217	198	43	9	32	Home	.258	511	132	15	69
.252	218	55	9	30	Road	.240	566	136	27	88
.267	150	40	9	28	Day	.293	406	119	20	76
.218	266	58	9	34	Night	.222	671	149	22	81
.231	372	86	17	57	Grass	.251	975	245	37	144
.273	44	12	1	5	Turf	.225	102	23	5	13
.260	235	61	10	37	Pre-ASG	.256	593	152	21	80
.204	181	37	8	25	Post-ASG	.240	484	116	21	77
.234	154	36	8	23	vs. LHP	.247	299	74	10	49
.237	262	62	10	39	vs. RHP	.249	778	194	32	108
.200	120	24	4	41	RISP	.219	292	64	7	110
.071	14	1	1	9	Bases Loaded	.188	32	6	3	31
.000	3	0	0	0	Pinch Hitter	.000	14	0	0	2
.263	57	15	4	15	Designated Hitter	.282	78	22	5	18

REVIEW

RECORDS

**Ballpark Breakdown**

	AVG.	AB	H	HR	RBI
Angel Stadium of Anaheim	.222	54	12	1	4
AT&T Park	.300	20	6	0	4
Camden Yards	.346	26	9	1	7
Comerica Park	.150	20	3	1	6
Coors Field	.231	13	3	0	0
Fenway Park	.231	26	6	1	3
Jacobus Field	.298	47	14	1	5
Kauffman Stadium	.467	30	14	6	10
McAfee Coliseum	.258	511	132	15	69
Metrodome	.217	46	10	3	5
Minute Maid Park	.154	13	2	0	0
PETCO Park	.083	12	1	0	0
Rangers Ballpark in Arlington	.211	71	15	4	12
RFK Stadium	.125	8	1	0	0
Rogers Centre	.280	25	7	1	3
Safeco Field	.230	61	14	2	13
Shea Stadium	.000	4	0	0	0
Tropicana Field	.194	31	6	1	5
Turner Field	.286	7	2	0	0
U.S. Cellular Field	.143	28	4	1	4
Yankee Stadium	.292	24	7	4	7

HISTORY

OPPONENTS

PLAYER DEVELOPMENT

MISCELLANEOUS

**Fielding Statistics**

YEAR	PCT.	G	PO	A	E	TC	DP
2005	.994	101	897	57	6	960	94
2006	.995	85	689	64	4	757	96
2007	.996	97	869	40	4	913	80
<b>Totals</b>	<b>.995</b>	<b>283</b>	<b>2455</b>	<b>161</b>	<b>14</b>	<b>2630</b>	<b>270</b>

**Johnson's Career Highs**

**Hits:** 4 (four times), June 28, 2007 at Cleveland; May 10, 2007 at Kansas City; June 15, 2006 vs. Seattle; July 27, 2005 vs. Cleveland  
**Runs:** 4 (three times), last: May 18, 2007 vs. San Francisco  
**Doubles:** 2 (three times), last: June 14, 2007 at Houston  
**Triples:** 1 (twice), last: May 30., 2007 vs. Texas  
**Home Runs:** 2 (three times), September 15, 2007 vs. Texas; May 10, 2007 at Kansas City; June 11, 2006 at New York (AL)  
**Runs Batted In:** 4 (six times), last: September 15, 2007 vs. Texas  
**Walks:** 3 (three times), last: June 12, 2007 at Houston  
**Strikeouts:** 3 (three times), last: September 13, 2007 vs. Texas  
**Stolen Bases:** None  
**Hitting Streak:** 15, April 28 to May 15, 2007  
**Hitless Streak (At Bats):** 28, October 2, 2005-April 14, 2006

**Johnson's Career Home Run Chart**

**Multi-Homer Games:** 3, last: September 15, 2007 vs. Texas. **Three-Homer Games:** None. **Two-Homer Games:** 3, last: September 15, 2007 vs. Texas. **Grand Slams:** 3, September 10, 2007 at Seattle (Ryan Rowland-Smith); September 3, 2006 vs. Baltimore (Hayden Penn); September 10, 2005 at Texas (Kameron Loe). **Pinch-Hit Home Runs:** None. **Inside-The-Park Home Runs:** None. **Game Ending Home Runs:** None. **Lead Off Home Runs:** None.

# Kevin Melillo

8

## Infielder

Height/Weight: 5-11 / 197

Bats/Throws: Left / Right

Birthdate: May 14, 1982

Opening Day Age: 25

Birthplace/Resides: Orlando, Florida / Longwood, Florida

Major League Service: 5 days

Obtained: Selected in the 5th round of the 2004 First-Year Player Draft

Contract Status: First year of a one-year contract through 2008.



## Career Highlights

Made his Major League debut with Oakland in 2007 but his only appearance came on June 24 when he walked as a pinch hitter...was originally selected by the A's in the fifth round of the 2004 First Year Player Draft and has a .288 career average and a .378 on-base percentage in four professional seasons...is averaging 26 doubles, four triples, 12 home runs and 11 stolen bases per season...led all A's minor leaguers with 24 home runs in 2005.

## 2007 Highlights

Was selected from Triple-A Sacramento on June 21 and made his Major League debut on June 24 at New York against the Mets...pinch hit for Jay Marshall in the eighth inning and walked...that was his only appearance in a game for Oakland in 2007 as he was optioned back to Sacramento on June 25...batted .262 with 10 home runs and 55 RBI in 98 games with the River Cats...missed one month of the season as he was on the disabled list from July 3 to August 2 with a sprained left wrist...led Sacramento in triples (6) and ranked second in doubles (27), walks (54) and strikeouts (100)...the triples and strikeouts were career highs...his batting average included a .277 (72 for 260) mark against right-handers and .230 (28 for 122) against left-handers...hit nine of his 10 home runs against righties...batted .315 with runners in scoring position and .225 with the bases empty...had a .355 batting average with five home runs in 21 games during the day compared to .239 with five home runs in 77 games at night...hit in every spot in the order except fourth and saw his most action in the leadoff spot where he made 35 starts...had 25 of his 55 RBI when hitting first...had a .392 batting average in the first inning...appeared in 88 games at second base and 11 at third base...was also 0 for 1 with a strikeout as a pinch hitter...hit .254 with no home runs and six RBI over his first 18 games through April 26...then went 15 for 33 (.455) with five doubles, two home runs, 13 RBI and four three-hit games over a six-game stretch from April 27 to May 2...that included a season high four RBI on April 28 at Salt Lake...finished April with a .318 batting average, his best one month average in 2007...was batting .320 on May 2 and then went 16 for 79 (.203) over his next 19 games from May 3 to 22...followed that up with a season best 15-game hitting streak from May 23 to June 8...went 21 for 65 (.323) with 17 runs scored, 11 walks, eight doubles and three home runs during the hitting streak...was batting .267 with seven home runs and 40 RBI in 67 games when the A's called on June 21...returned to Sacramento on June 27 and went 5 for 20 (.250) with a home run and five RBI in five games before going on the seven-day disabled list on July 3 with a sprained left wrist...was reinstated from the DL on August 3 and went 22 for 89 (.247) over his final 26 games...was 10 for 25 (.400) with five doubles and eight RBI over his last seven regular season games...then went 2 for 25 (.080) with seven walks and three RBI in eight postseason games...both of his hits were for extra bases (one triple, one home run).

## Career

**2006**—Spent the entire season at Double-A Midland where he batted .280 with 12 home runs and 73 RBI in 136 games...had a team-high 68 walks, which ranked fourth in the Texas League...also tied for third in the TL in games played...led TL second basemen with a .990 fielding percentage as he committed just six errors in 134 games...batted .319 in the first 22 games in April before slumping to .216 in 30 contests in May...was hitting .264 at the end of May and then hit .290 over the final 84 games of the season...hit .310 in 69 road games compared to .251 in 67 home contests...was 4 for 13 (.308) with three doubles in three playoff games vs. Corpus Christi...batted .245 with four doubles, two home runs and 10 RBI in 23 games for the Phoenix Desert Dogs in the Arizona Fall League.

**2005**—Started the season at Single-A Kane County before being moved to Single-A Stockton and finished the year at Double-A Midland...batted a combined .305 with 24 home runs and 93 RBI...his home run total led all A's minor leaguers...batted .286 with 18 doubles, three triples, eight home runs and 36 RBI at Kane County...batted .246 over his first 49 games before going 39 for 113 (.345) with 10 doubles, one triple, five home runs and 17 RBI over his next 27 games...was bumped up to Stockton on July 14 where he hit .400 with nine home runs and 23 RBI in 22 games for the Ports...hit safely in his final 12 games at Kane County and his first 18 games at Stockton for a 30-game hitting streak overall (54 for 131, .412)...hit safely in 20 of 22 games overall at Stockton...was promoted to Midland on July 29 where he batted .282 with seven home runs and 34 RBI in 35 games.

**2004**—Batted .340 with two home runs and 21 RBI in 22 games for Vancouver...hit safely in each of his first 10 games (14 for 43, .326) as a professional and in 19 of his 22 games overall for the Canadians...had 10 multi-hit games, including three, three-hit games.

## Personal/Miscellaneous

Kevin Michael Melillo was originally signed by A's scout Michael Holmes...graduated from Lake Brantley (FL) High School in 2000...attended the University of South Carolina...played on the 1995 13-year old Babe Ruth League World Series championship team...played on the USA Baseball 16 and under Gold Medal team in 1998.

**Lifetime Playing Record**

Year	Club	AVG.	G	AB	R	H	2B	3B	HR	RBI	SH	SF	HP	BB	SO	SB	CS	SLG	OBP	E
2004	Vancouver	.340	22	94	22	32	11	2	2	21	0	1	3	11	16	2	1	.564	.422	2
2005	Kane County	.286	78	280	47	80	18	3	8	36	1	5	3	53	40	10	4	.457	.399	10
	Stockton	.400	22	90	21	36	7	1	9	23	0	1	1	12	18	2	0	.800	.471	4
2006	Midland	.282	35	131	33	37	10	0	7	34	0	2	0	14	23	9	2	.519	.347	2
	Midland	.280	136	500	73	140	31	3	12	73	3	6	4	68	98	14	7	.426	.367	6
2007	Sacramento	.262	98	382	63	100	27	6	10	55	4	1	2	54	100	8	7	.442	.355	11
	OAKLAND	—	1	0	0	0	0	0	0	0	0	0	0	1	0	0	0	—	1.000	0
<b>ML Totals</b>		<b>—</b>	<b>1</b>	<b>0</b>	<b>0</b>	<b>0</b>	<b>0</b>	<b>0</b>	<b>0</b>	<b>0</b>	<b>0</b>	<b>0</b>	<b>0</b>	<b>1</b>	<b>0</b>	<b>0</b>	<b>0</b>	<b>—</b>	<b>1.000</b>	<b>0</b>

**Career Transactions**

2004 — Selected by the Oakland Athletics organization in the 5th round of the First-Year Player Draft, June 7.

**Melillo's Career Highs**

Hits: None  
 Runs: None  
 Doubles: None  
 Triples: None  
 Home Runs: None  
 Runs Batted In: None

Walks: 1, June 24, 2007 at New York (NL)  
 Strikeouts: None  
 Stolen Bases: None  
 Hitting Streak: None  
 Hitless Streak (At Bats): None

**Dan Meyer**

**53**

**Left-Handed Pitcher**

Height/Weight: 6-3 / 222      Bats/Throws: Right / Left  
 Birthdate: July 3, 1981      Opening Day Age: 26  
 Birthplace/Resides: Woodbury, New Jersey / Woodbury, New Jersey  
 Major League Service: 54 days  
**Obtained:** Acquired from the Atlanta Braves with pitcher Juan Cruz and outfielder Charles Thomas for pitcher Tim Hudson, December 16, 2004  
**Contract Status:** First year of a one-year contract through 2008.



**Career Highlights**

Was acquired by the A's from Atlanta in the Tim Hudson trade following the 2004 season and made his Oakland debut in 2007 after spending time on the minor league disabled list in each of his three seasons in the A's organization...made six appearances, including three starts, with Oakland after making two relief appearances in his Major League debut with Atlanta in 2004...led the A's farm system with a 3.39 ERA in 2007...was limited to just 10 starts in 2006 and 19 games, 17 starts, in 2005 because of left shoulder tendinitis...named to the South Atlantic League Southern Division All-Star team in 2003...his minor league career consists of 114 starts and four relief appearances.

**2007 Highlights**

Spent most of the season with Triple-A Sacramento where he was 8-2 with a 3.28 ERA in 21 starts...ranked second in the Pacific Coast League in ERA to Tacoma's Jorge Campillo (3.07) and topped PCL starters in opponents batting (.243)...made one start with Oakland in mid-August and then returned to Oakland in September following the conclusion of the regular season at Sacramento...was 0-2 with an 8.82 ERA in six games, three starts, with the A's...was 0-2 with an 11.12 ERA and .327 opponents batting average in his three starts, all of which came in Oakland, and 0-0 with a 3.60 ERA and .211 opponents batting average in his three relief appearances, all of which came on the road...allowed a .294 opponents batting average, which included a .250 (12 for 48) average against right-handed hitters and .400 (8 for 20) against left-handers...his opponents average included a .158 mark with the bases empty and .526 with runners in scoring position...allowed a .200 average over his first 15 pitches in a game and .321 after that...opponents were just 1 for 14 (.071) with two walks when leading off an inning...first batters faced were 1 for 3 (.333) with a home run in his relief appearances and he allowed 1 of 3 (33.3%) inherited runners to score...was recalled from Sacramento for the first time on August 13 and made his A's debut with a start against Kansas City on August 17...allowed a career high six runs on five hits and two walks in 4.0 innings and was the losing pitcher in the A's 9-2 loss...was optioned back to Sacramento the next day...returned to Oakland at the conclusion of the regular season for the River Cats on September 3 and his first two outings came in relief...struck out a career high four batters in 3.1 innings of relief on September 8 at Texas...then had a two-start stint in the rotation from September 14 to 19...matched his career high with four strikeouts and six runs allowed in 2.2 innings on September 14 against Texas but had a no decision in the A's 11-9 win...then allowed five runs on a career high six hits in a career high 4.2 innings on September 19 against Seattle and lost...his final outing came in relief on September 25 at Boston (0.2 ip, 2 h, 1 r, 1 er, 1 bb)...he began the



season on Sacramento's disabled list with left shoulder tendinitis and was reinstated from the DL on April 23...made one start for Double-A Midland on April 23 at Corpus Christi and had a no decision in a 4-3 Rockhounds win (4.0 ip, 5 h, 3 r, 3 er, 4 bb, 2 so, 2 hr)...was sent back to Sacramento on April 27 and was a combined 8-2 with a 3.39 ERA in 22 starts at both of his minor league stops...issued a career high 55 walks...led the A's farm system in ERA...topped the River Cats in strikeouts (105) and tied for second in wins (8)...opponents hit .247, which broke down to .223 (69 for 310) against right-handed hitters and .307 (39 for 127) against left-handers...allowed 11 of his 14 home runs against right-handers...12 of the home runs were solo shots...his opponents average dropped to .182 with runners in scoring position...went 3-1 with a 1.64 ERA over his final seven minor league starts after going 5-1 with a 4.42 ERA over his first 15 starts...his teams were 14-8 (.636) in his starting assignments...tossed six or more innings in seven of his 22 starts, including six of his last eight...allowed two runs or fewer 15 times, including each of his last eight...walked two batters or fewer eight times, including each of his last five...allowed two runs or fewer in each of his first five starts with the River Cats, going 1-0 with a 2.28 ERA...struck out 11 in 6.0 innings against Round Rock on June 5...also struck out 10 on June 22 against Tacoma and matched his season high with 11 on July 20 against Salt Lake...was 3-0 with a 3.27 ERA over his first nine starts...then went 2-1 with a 5.93 ERA over his next five starts from June 16 to July 8...was charged with his first loss of the season on June 16 against Las Vegas when he allowed a season high six runs in 5.0 innings...allowed two runs or fewer in each of his last eight starts beginning on July 8...tossed a season high 7.1 shutout innings but ended up with a no decision in Sacramento's 1-0 loss at Memphis on July 26...it was the only outing in which he did not allow a run...allowed one run in seven innings on July 31 at Nashville but took the loss in Sacramento's 2-0 loss...left with a 2-1 lead on August 7 against Oklahoma but ended up with a no decision in the River Cats 7-3 loss...it was the fourth time he left a game with a lead only to have the bullpen blow a save...won each of his two starts following his option from Oakland and did not walk a batter in either outing.

## Career

**2006**—Had his season interrupted by injury for the second consecutive year as he was 3-3 with a 5.07 ERA in 10 starts with Triple-A Sacramento before left shoulder tendinitis ended his season at the end of May...allowed a .315 opponents batting average, which included a .411 mark against left-handed hitters and .278 against right-handers...opponents hit .304 with runners in scoring position...allowed 10 home runs in 49.2 innings, an average of 1.81 per nine innings...was 3-0 with a 2.25 ERA, .250 opponents batting average and one home run allowed in five starts at home and 0-3 with an 8.72 ERA, .385 opponents batting average and nine home runs allowed in five starts on the road...had a 2.25 ERA in the first two innings of his starting assignments and a 6.98 ERA after that...the River Cats were 5-5 in his starting assignments...tossed fewer than five innings in three of his 10 starts and never tossed more than 6.0 innings...allowed a season high six runs in a season low 3.1 innings in his first start, a loss at Portland on April 9...matched those figures in his final start of the season, also a loss at Portland on May 29...went 3-1 with a 3.35 ERA in eight starts in between...after losing his first start, he put together a three-game winning streak over his next five starts from April 15 to May 5...posted a 2.25 ERA and allowed a .240 opponents batting average during the winning streak...capped the streak on May 5 against Tucson when he struck out a season high seven while allowing just one run in 6.0 innings...went 0-2 with a 7.36 ERA over his final four starts...had allowed six home runs in 46.1 innings over his first nine starts and then allowed four home runs in 3.1 innings in his final start, a loss at Portland on May 29...was placed on the disabled list on May 30 with left shoulder tendinitis and missed the remainder of season.

**2005**—Spent his first season in the A's organization at Triple-A Sacramento and was 2-8 with a 5.36 ERA in 19 games, 17 starts...it was the first time in his career he had an ERA above 2.87...had career highs in earned runs (53) and home runs (15) and matched his high in runs (64)...his two wins were the fewest of his career but he had two stints on the disabled list with shoulder problems...led the River Cats pitching staff in losses and home runs allowed...allowed a .286 opponents batting average which included a .277 mark against left-handed hitters and .289 against right-handers...allowed 13 of his 15 home runs to righties...yield a .308 opponents batting average over the first four innings of a game and .218 after that...opponents batted .270 with runners in scoring position, including .317 with RISP and two outs...Sacramento had a 6-11 (.353) record in his starting assignments...tossed five innings or fewer 11 of his 17 starts, including fewer than five innings five times...allowed a season high nine runs in 4.2 innings in a loss at Tucson on May 5...was 1-3 with a 6.62 ERA and 10 home runs allowed over his first seven starts before he was placed on the disabled list on May 11 with a strained left shoulder...went 1-5 with a 4.53 ERA and five home runs allowed over his final 12 games, 10 starts...was reinstated from the DL on June 23 and his first two appearances came in relief (7.1 ERA)...was 2-8 with a 5.30 ERA in his 17 starts...lost three consecutive starts from July 14-24 (6.28 ERA), giving him a season high four-game losing streak dating back to May 5...picked up his second and final win of the season on July 29 at Memphis when he struck out a season high seven and matched his season high with 7.0 innings pitched...went on the DL for a second time on August 22 with tendinitis in his left shoulder and missed the remainder of the season.

**2004**—Made his Major League debut with Atlanta during September in just his third professional season...was selected from Triple-A Richmond on September 14 and did not allow a run in two relief appearances with the Braves (2.0 ip)...made his debut on September 14 at New York with a scoreless eighth inning (1.0 ip, 1 h, 1 so) and faced the Mets again two days later (1.0 ip, 1 h, 1 bb)...spent the balance of the season at Double-A Greenville and Richmond where he combined to post a 9-6 record and a 2.49 ERA in 26 games, 24 starts...his ERA ranked 10th in all of minor league baseball and his win total was a career high...struck out 146 and walked just 37 in 126.1 innings...averaged 10.4 strikeouts per nine innings and had a strikeout to walk ratio of 3.9 to 1...ranked fourth in the Atlanta farm system in strikeouts and ERA...allowed a .236 opponents batting average which included a .205 mark against left-handers and .242 against right-handers...all seven of his home runs allowed were against right handed hitters...opened the season at Greenville, going 6-3 with a 2.22 ERA...ranked third in the Southern League in ERA when he was moved up...allowed just one home run in 65.0 innings...did not allow an earned run in four April outings (14.0 ip)...won his final two Double-A starts, striking out a season high 11 batters in 6.0 innings on June 17 against Chattanooga and fanning 10 in 6.0 innings on June 23 at West Tenn...was promoted to Richmond on June 27 and was 3-3 with a 2.79 ERA in 12 games, 11 starts...went 2-0 with a 0.92 ERA over his final four regular season outings...then made one postseason start for in Game 2 of the International League semi-finals and had a no decision (6.0 ip, 2 h, 1 r, 1 er, 1 bb, 3 so)

**2003**—Was named the Braves number five prospect by *Baseball America*...honored with a selection to the South Atlantic League, Southern Division, All-Star team...spent the entire season at the Single-A level and was a combined 7-10 with a 2.87 ERA in 28 starts at Rome of the South Atlantic League and Myrtle Beach of the Carolina League...had career highs in starts, innings (160.0) and strikeouts (158)...finished tied for eighth in all of minor league baseball in strikeouts...ranked second in the Atlanta farm system in strikeouts and third in ERA...walked just 32 for a strikeout to walk ratio of 4.9 to 1...allowed a .242 opponents batting average which included a .220 mark against right-handers and .306 against left-handers...allowed 12 of his 13 home runs against right-handers...began the season at Rome and was 4-4 with a 2.87 ERA

in 15 starts...including 2-0 with a 1.88 ERA in April...was transferred to Myrtle Beach on June 26 where he went 3-6 with a 2.87 ERA in 13 starts...compiled a 1.96 ERA over his final six starts but was just 1-3 over that span.

**2002**—Began his professional career with Danville of the Appalachian Rookie League and was 3-3 with a 2.74 ERA in 13 games, all starts...tied for the league lead in complete games (1), ranked third in strikeouts (77) and fifth in ERA...led his team in strikeouts...allowed a .198 opponents batting average...recorded his first professional win on July 12 against Martinsville...went 2-1 with a 1.67 ERA in five starts in August...struck out a season high 10 in his final start on August 23 at Princeton.

**Personal/Miscellaneous**

Daniel Livingston Meyer was originally signed by Atlanta scout J.J. Picollo...attended James Madison University...pitched for Cotuit in the Cape Cod League in 2001 and was 3-1 with a 1.55 ERA in 14 games, three starts.

**Lifetime Pitching Record**

Year	Club	W	L	ERA	G	GS	CG	SHO	SV	IP	H	R	ER	HR	HB	BB	IBB	SO	WP	BK
2002	Danville	3	3	2.74	13	13	1	0	0	65.2	47	22	20	4	5	18	0	77	4	0
2003	Rome	4	4	2.87	15	15	0	0	0	81.2	76	35	26	6	6	15	1	95	7	0
	Myrtle Beach	3	6	2.87	13	13	0	0	0	78.1	69	29	25	7	3	17	1	63	1	0
2004	Greenville	6	3	2.22	14	13	0	0	0	65.0	50	17	16	1	4	12	0	86	2	0
	Richmond	3	3	2.79	12	11	0	0	0	61.1	62	23	19	6	1	25	1	60	2	1
	ATLANTA	0	0	0.00	2	0	0	0	0	2.0	2	0	0	0	0	1	1	1	0	0
2005	Sacramento	2	8	5.36	19	17	0	0	0	89.0	101	64	53	15	2	43	0	63	2	0
2006	Sacramento	3	3	5.07	10	10	0	0	0	49.2	63	32	28	10	2	20	0	29	4	0
2007	Midland	0	0	6.75	1	1	0	0	0	4.0	5	3	3	2	0	4	0	2	1	0
	Sacramento	8	2	3.28	21	21	0	0	0	115.1	103	44	42	12	1	51	4	105	8	0
	OAKLAND	0	2	8.82	6	3	0	0	0	16.1	20	19	16	2	0	9	0	11	3	0
<b>AL Totals</b>		<b>0</b>	<b>2</b>	<b>8.82</b>	<b>6</b>	<b>3</b>	<b>0</b>	<b>0</b>	<b>0</b>	<b>16.1</b>	<b>20</b>	<b>19</b>	<b>16</b>	<b>2</b>	<b>0</b>	<b>9</b>	<b>0</b>	<b>11</b>	<b>3</b>	<b>0</b>
<b>NL Totals</b>		<b>0</b>	<b>0</b>	<b>0.00</b>	<b>2</b>	<b>0</b>	<b>0</b>	<b>0</b>	<b>0</b>	<b>2.0</b>	<b>2</b>	<b>0</b>	<b>0</b>	<b>0</b>	<b>0</b>	<b>1</b>	<b>1</b>	<b>1</b>	<b>0</b>	<b>0</b>
<b>ML Totals</b>		<b>0</b>	<b>2</b>	<b>7.85</b>	<b>8</b>	<b>3</b>	<b>0</b>	<b>0</b>	<b>0</b>	<b>18.1</b>	<b>22</b>	<b>19</b>	<b>16</b>	<b>2</b>	<b>0</b>	<b>10</b>	<b>1</b>	<b>12</b>	<b>3</b>	<b>0</b>

**Career Transactions**

**2002** — Selected by the Atlanta Braves organization in the first round (34th selection overall) of the First-Year Player Draft. **2004** — Traded to the Oakland Athletics with pitcher Juan Cruz and outfielder Charles Thomas for pitcher Tim Hudson, December 16.

**vs. The American League**

2007	ERA	W	L	SV	G	IP	H	HR	ER	SO	CAREER vs. TEAM	ERA	W	L	SV	G	IP	H	HR	ER	SO
13.50	0	0	0	1	0.2	2	1	1	0	0	Boston	13.50	0	0	0	1	0.2	2	1	1	0
6.75	0	1	0	1	4.0	5	1	3	0	0	Kansas City	6.75	0	1	0	1	4.0	5	1	3	0
0.00	0	0	0	1	1.0	0	0	0	1	0	Los Angeles	0.00	0	0	0	1	1.0	0	0	0	1
9.64	0	1	0	1	4.2	6	0	5	2	0	Seattle	9.64	0	1	0	1	4.2	6	0	5	2
10.50	0	0	0	2	6.0	7	0	7	8	0	Texas	10.50	0	0	0	2	6.0	7	0	7	8

**vs. The National League**

2007	ERA	W	L	SV	G	IP	H	HR	ER	SO	CAREER vs. TEAM	ERA	W	L	SV	G	IP	H	HR	ER	SO
—	0	0	0	0	0.0	0	0	0	0	0	New York	0.00	0	0	0	2	2.0	2	0	0	1

**Monthly Breakdown**

2007	ERA	W	L	SV	G	IP	H	HR	ER	SO	CAREER by MONTH	ERA	W	L	SV	G	IP	H	HR	ER	SO
6.75	0	1	0	1	4.0	5	1	3	0	0	August	6.75	0	1	0	1	4.0	5	1	3	0
9.49	0	1	0	5	12.1	15	1	13	11	0	September	8.16	0	1	0	7	14.1	17	1	13	12

**Rookie Rule**

The Baseball Writers Association of America considers a player a rookie unless during the previous season or seasons he has (a) exceeded 130 at-bats or 50 innings pitched in the major leagues; or (b) accumulated more than 45 days on the active roster of a major league club (excluding military service), during the 25-player limit. The 25-player limit is in effect from Opening Day until August 31.

There are 16 rookies on the A's 40-man roster: Wes Bankston, Daric Barton, Jerry Blevins, Joey Devine, Jeff Fiorentino, Carlos Gonzalez, Jeff Gray, Fernando Hernandez, Javier Herrera, Kevin Melillo, Dan Meyer, Gregorio Petit, Landon Powell, Richie Robnett, Henry Rodriguez and Ryan Sweeney.

Pitching Breakdown

2007											CAREER										
ERA	W	L	SV	G	IP	H	HR	ER	SO	by CATEGORY	ERA	W	L	SV	G	IP	H	HR	ER	SO	
11.12	0	2	0	3	11.1	16	1	14	6	Home	11.12	0	2	0	3	11.1	16	1	14	6	
3.60	0	0	0	3	5.0	4	1	2	5	Road	2.57	0	0	0	5	7.0	6	1	2	6	
9.64	0	1	0	1	4.2	6	0	5	2	Day	9.64	0	1	0	1	4.2	6	0	5	2	
8.49	0	1	0	5	11.2	14	2	11	9	Night	7.24	0	1	0	7	13.2	16	2	11	10	
8.82	0	2	0	6	16.1	20	2	16	11	Grass	7.85	0	2	0	8	18.1	22	2	16	12	
—	0	0	0	0	0.0	0	0	0	0	Turf	—	0	0	0	0	0.0	0	0	0	0	
—	0	0	0	0	0.0	0	0	0	0	Pre-ASG	—	0	0	0	0	0.0	0	0	0	0	
8.82	0	2	0	6	16.1	20	2	16	11	Post-ASG	7.85	0	2	0	8	18.1	22	2	16	12	
11.12	0	2	0	3	11.1	16	1	14	6	Starter	11.12	0	2	0	3	11.1	16	1	14	6	
3.60	0	0	0	3	5.0	4	1	2	5	Reliever	2.57	0	0	0	5	7.0	6	1	2	6	

Ballpark Breakdown

	ERA	W	L	S	G	IP	H	HR	ER	SO
Angel Stadium of Anaheim	0.00	0	0	0	1	1.0	0	0	0	1
Fenway Park	13.50	0	0	0	1	0.2	2	1	1	0
McAfee Coliseum	11.12	0	2	0	3	11.1	16	1	14	6
Rangers Ballpark in Arlington	2.70	0	0	0	1	3.1	2	0	1	4
Shea Stadium	0.00	0	0	0	2	2.0	2	0	0	1

Fielding Statistics

Pitcher		YEAR	PCT.	G	PO	A	E	TC	DP
		2004	—	2	0	0	0	0	0
		2007	—	6	0	0	0	0	0
		<b>Totals</b>	—	<b>8</b>	<b>0</b>	<b>0</b>	<b>0</b>	<b>0</b>	<b>0</b>

Meyer's Career Highs

**Low Hit Complete Game:** None  
**Innings Pitched:** 4.2, September 19, 2007 vs. Seattle. As reliever: 3.1, September 8, 2007 at Texas  
**Fewest Innings Pitched, Starter:** 2.2, September 14, 2007 vs. Texas  
**Hits:** 6, September 19, 2007 vs. Seattle. As reliever: 2 (twice), last: September 25, 2007 at Boston  
**Runs:** 6 (twice), last: September 14, 2007 vs. Texas. As reliever: 1 (twice), last: September 25, 2007 at Boston  
**Earned Runs:** 6, September 14, 2007 vs. Texas. As reliever: 1 (twice), last: September 25, 2007 at Boston  
**Walks:** 3, September 14, 2007 vs. Texas. As reliever: 1 (three times), last: September 25, 2007 at Boston  
**Strikeouts:** 4 (twice), last: September 14, 2007 vs. Texas. As reliever: 4, September 8, 2007 at Texas  
**Home Runs:** 1 (twice), last: September 25, 2007 at Boston. As reliever: 1, September 25, 2007 at Boston  
**Longest Winning Streak:** None  
**Longest Losing Streak:** 2, August 17, 2007 to present  
**Longest Scoreless Streak:** 4.1, August 17 to September 8, 2007

Meyer's 2007 Starts

Date	Opponent	Score	Dec	ERA*	IP	H	R	ER	BB	SO	HR	#PIT
Aug. 17	Kansas City	2-9	L	6.75	4.0	5	6	3	2	0	1	93
Sept. 14	Texas	11-9	—	8.18	2.2	5	6	6	3	4	0	73
Sept. 19	Seattle	5-9	L	8.62	4.2	6	5	5	2	2	0	98

\*indicates overall ERA

Donnie Murphy

12

Infielder

**Height/Weight:** 5-10 / 185

**Bats/Throws:** Right / Right

**Birthdate:** March 10, 1983

**Opening Day Age:** 25

**Birthplace/Resides:** Lakewood, California / Surprise, Arizona

**Major League Service:** 1 year, 25 days

**Obtained:** Acquired from the Kansas City Royals for cash considerations, November 28, 2006

**Contract Status:** First year of a one-year contract through 2008.

Career Highlights

Has played parts of three of his six seasons as a professional in the Major Leagues...appeared in 39 games with Kansas City in 2004 and 2005 and played 42 games for the A's in 2007...was originally a fifth round pick of Kansas City in the 2002 draft and was traded to the A's following

the 2006 season...has a .282 career average in 511 minor league games...selected to play in the Carolina League's mid-season All-Star Game in 2004...named Burlington's Player of the Year in 2003 after setting a franchise record with 98 RBI

## 2007 Highlights

Had four stints with the A's in 2007 but did not see regular playing time until his final tour with the club began in late July after Bobby Crosby went on the disabled list...made 30 starts at shortstop and 21 of those came over a 24-game span from July 25 to August 18 before his own stint on the DL caused him to miss 14 games...hit .220 with six home runs and 21 RBI in 42 games overall with Oakland...batted .279 (12 for 43) against left-handed pitching and .187 (14 for 75) against right-handers...hit four of his six home runs off lefties and had a .628 slugging percentage off south paws compared to .333 off righties...has hit five of his seven career home runs off left-handers...his average improved to .270 with runners in scoring position...hit .189 against a pitcher the first time he saw him in a game and .273 after that...had his best success against Los Angeles as he was 7 for 17 (.412) with two home runs, six RBI and six runs scored in six games...started games in each of the bottom three spots in the order and saw his most action with 17 starts in the eight spot...hit .345 with three home runs and nine RBI in 10 games when batting ninth...committed five errors in 31 games at shortstop for a .962 fielding percentage...also appeared in two games at second base and one at third base...was 0 for 5 with three strikeouts as a pinch hitter and is now 1 for 10 (.100) with one walk in his career in the pinch...began the season at Triple-A Sacramento and was brought to Oakland for the first time on May 23...appeared in just one game, going 0 for 1 at second base on May 26 at Baltimore before he was optioned back to Sacramento on June 1...returned again on June 8 and had a pinch running appearance and three at bats as a pinch hitter (0 for 3) before he was sent down on June 15...recalled for a third time on June 29 and went 0 for 2 in three games before he was placed on the bereavement list on July 12...was reinstated on July 17 and optioned to Sacramento...went 0 for 6 in eight games over his first three stints...was recalled for a final time on July 25 after Crosby broke his hand and hit .232 over his final 34 games...hit .276 over his first 15 games during his fourth stint, including a career best five-game hitting streak from August 6 to 11 (8 for 23, .348)...connected for his first home run of the season on August 2 against Los Angeles, snapping a 46-game homerless drought dating back to his last round tripper on July 20, 2005...all eight of his doubles came over a 19-game span from July 25 to August 15...collected a career high three RBI on July 28 at Seattle, a figure he matched on August 10 at Detroit and September 26 at Boston...had four home runs and nine RBI over an 11-game stretch from August 2 to 14...went 3 for 22 (.136) over a seven-game span from August 12 to 18 and was placed on the disabled list on August 22 retroactive to August 19 with a strained right rib cage muscle...was reinstated from the DL on September 3 and went 7 for 32 (.219) over his final 12 games...had his first career three hit game on September 5 at Los Angeles...drove in a run in the fifth inning on September 14 against Texas on a squeeze play, the A's first successful suicide squeeze since July 31, 2000 against Toronto (Ryan Christenson)...snapped a career long 0 for 19 streak with his seventh inning single on September 17 against Seattle...spent the balance of the season at Triple-A Sacramento where he batted .326 with three home runs and 22 RBI in 45 games...added 17 walks for a .388 on-base percentage...had a .509 slugging percentage...hit .511 (24 for 47) off left-handed pitching and .258 (33 for 128) against right-handers...his average improved to .375 with runners in scoring position...batted .370 on the road and .287 at home...hit .352 at night and .255 during day games...hit in every spot in the order except first and fourth and saw his most playing time with 14 games batting eighth...appeared in 39 games at shortstop, four at second base, one at third base and one in left field...had a season best nine-game hitting streak from April 9 to 22 (13 for 35, .371)...scored a run in nine consecutive games from April 24 to May 3...had his first of two four-hit games on May 1 at Las Vegas when he was a perfect 4 for 4 with a walk and two doubles...was batting .348 with two home runs and 11 RBI in 24 games through May 5 before going on the Sacramento disabled list on May 6 with a strained left shoulder...was reinstated from the DL on May 21 and went 2 for 4 that night against Salt Lake to boost his average to .354 before his first promotion to Oakland...went 23 for 79 (.291) over his final 20 games with the River Cats...had his second four-hit game on June 7 at Tucson...had back-to-back-three hit games on June 19 and 20 against Tacoma.

## Career

**2006**—Spent the entire season at Double-A Wichita where he batted .249 with 14 home runs and 45 RBI...appeared in just 94 games due to two stints on the disabled list, but his home runs were a career high...batted .267 against right-handed pitching compared to .171 against left-handers...his average improved to .264 with runners in scoring position...appeared exclusively at second base on defense where he committed just five errors in 91 games for a .989 fielding percentage...ranked second among Texas League second basemen in fielding to the A's Kevin Melillo (.990 at Midland)...hit in every spot in the order except clean-up and saw his most action in the six (28 games) and seven (26 games) spots...had a grand slam and a season high four RBI on April 8 at Tulsa...hit .350 with five RBI over his first four games but then went 4 for 42 (.095) over his next 12 games to finish April with a .177 batting average...was placed on the 15-day disabled list on May 1 with a sprained left thumb and was reinstated on May 14...hit safely in each of his first five games following his return (10 for 19, .526) but then went 3 for 37 (.081) over his next 11 games to drop his average to .203 on May 29...snapped a 0 for 26 streak with a third inning double on May 31 against Corpus Christi...was a perfect 4 for 4 with two doubles and three runs scored in the second game of a doubleheader on June 18 at Arkansas and ended up batting .265 in June...hit .239 in July, but had a season best nine-game hitting streak from July 26 to August 4 (13 for 38, .342)...was on the disabled list for a second time from August 8 to 24 with right wrist tendinitis...batted .361 with four home runs and 10 RBI in nine games following his return...hit two home runs on August 29 at Springfield and drove in three runs, giving him back-to-back three RBI games...then hit .333 with one home run and three RBI in eight postseason games for Wichita as the Wranglers lost the Texas League Championship Series, 3 games to 1 to Corpus Christi.

**2005**—Played 32 games for Kansas City and hit .156 with five doubles and eight RBI...had his contract purchased from Double-A Wichita on July 20...was hitting .313 with 10 home runs and 32 RBI in 50 games for the Wranglers at the time of his promotion...made his season debut on July 20 at Cleveland, going 2 for 4, including his first Major League home run off C.C. Sabathia in the third inning...reached base safely in his first 11 games with Kansas City from July 20-31...fractured his left ring finger in the third inning on August 24 vs. Boston...was placed on the 15-day disabled list on August 25 and was reinstated from the DL on September 9...also missed nearly two months of the season at Wichita as he was out he DL from May 8 to June 21 with a sprained left ankle...tabbed by *Baseball America* as the 10th best prospect in the Royals organization entering the 2006 season.

**2004**—Spent a majority of the season with Single-A Wilmington, batting .256 with 67 runs, 10 home runs and 75 RBI...finished third in the Carolina League in doubles (32)...had his contract purchased from Wilmington on September 17...batted .185 with three doubles and three RBI in seven games for Kansas City...made his Major League debut on September 18 at Cleveland and notched his first ML hit in the seventh inning off Jeremy Guthrie...turned five double plays at Chicago on September 24 to break the club record for double plays by a second baseman...selected to play in the Carolina League's mid-season All-Star Game.

**2003**—Named Burlington's Player of the Year after hitting .313 with 29 doubles, six triples and five home runs...set a franchise record and ranked second in the Midwest League with 98 RBI...also ranked second in the league with 158 hits, third with a .397 on base percentage and fourth with a .313 batting average...was named the Royals 6th-best prospect by *Baseball America* following the 2003 season...was also tabbed with the best infield arm in the organization.

**2002**—Made his professional debut with Single-A Spokane of the Northwest League and hit .303 with 15 RBI in 28 games...also batted .225 in 33 games at Single-A Burlington for a combined .262 average with no home runs and 30 RBI in 61 games.

**Personal/Miscellaneous**

Donald Rex Murphy was originally signed by Kansas City scout Gary Johnson...graduated from Riverside Poly (CA) High School in 2001...was an all-star selection in the High School National Classic Tour...honored as All-CIF for three years and was named as the 25th best prospect in California by *Baseball America*...also lettered in basketball...attended Orange Coast Community College.

**Lifetime Playing Record**

Year	Club	AVG.	G	AB	R	H	2B	3B	HR	RBI	SH	SF	HP	BB	SO	SB	CS	SLG	OBP	E
2002	Spokane	.303	28	109	20	33	10	2	0	15	0	0	3	6	17	0	0	.431	.356	8
	Burlington	.225	33	120	12	27	6	3	0	15	1	5	4	11	31	0	2	.325	.300	10
2003	Burlington	.313	132	504	77	158	29	6	5	98	3	7	9	65	78	15	6	.425	.397	14
	Wilmington	.256	129	485	67	124	32	5	10	75	2	8	4	52	96	1	1	.404	.328	20
2004	KANSAS CITY	.185	7	27	1	5	3	0	0	3	0	0	0	7	1	0	.296	.185	0	
	Wichita	.313	50	214	33	67	13	1	10	32	3	1	4	13	32	1	1	.523	.362	6
2005	KANSAS CITY	.156	32	77	4	12	5	0	1	8	1	1	0	9	23	0	1	.260	.241	4
	Wichita	.249	94	366	57	91	25	1	14	45	2	0	8	19	65	6	3	.437	.300	5
2006	Sacramento	.326	45	175	31	57	19	2	3	22	3	2	2	17	44	4	2	.509	.388	3
	OAKLAND	.220	42	118	21	26	8	0	6	21	1	1	2	10	35	1	0	.441	.290	5
<b>ML Totals</b>		<b>.194</b>	<b>81</b>	<b>222</b>	<b>26</b>	<b>43</b>	<b>16</b>	<b>0</b>	<b>7</b>	<b>32</b>	<b>2</b>	<b>2</b>	<b>2</b>	<b>19</b>	<b>65</b>	<b>2</b>	<b>1</b>	<b>.360</b>	<b>.261</b>	<b>9</b>

**Career Transactions**

**2002** — Selected by the Kansas City Royals organization in the 5th round of the First-Year Player Draft. **2005** — On disabled list, August 25 to September 9. **2006** — Traded to the Oakland Athletics in exchange for cash considerations, November 28. **2007** — On disabled list, August 19 to September 2.

**vs. The American League**

2007 AVG.	AB	H	HR	RBI	CAREER vs. TEAM	AVG.	AB	H	HR	RBI
.000	1	0	0	0	Baltimore	.000	1	0	0	0
.500	4	2	1	3	Boston	.273	11	3	1	5
.286	7	2	1	1	Chicago	.273	22	6	1	2
.333	3	1	0	0	Cleveland	.222	27	6	1	4
.138	29	4	1	3	Detroit	.111	36	4	1	4
.167	6	1	0	1	Kansas City	.167	6	1	0	1
.412	17	7	2	6	Los Angeles	.412	17	7	2	6
—	0	0	0	0	Minnesota	.000	2	0	0	0
—	0	0	0	0	New York	—	0	0	0	0
—	0	0	0	0	Oakland	.200	15	3	0	0
.182	22	4	0	4	Seattle	.154	26	4	0	4
—	0	0	0	0	Tampa Bay	.176	17	3	0	1
.208	24	5	1	3	Texas	.208	24	5	1	3
.000	2	0	0	0	Toronto	.067	15	1	0	2

**vs. The National League**

2007 AVG.	AB	H	HR	RBI	CAREER vs. TEAM	AVG.	AB	H	HR	RBI
.000	3	0	0	0	Houston	.000	3	0	0	0

**Monthly Breakdown**

2007 AVG.	AB	H	HR	RBI	CAREER by MONTH	AVG.	AB	H	HR	RBI
—	0	0	0	0	April	—	0	0	0	0
.000	1	0	0	0	May	.000	1	0	0	0
.000	3	0	0	0	June	.000	3	0	0	0
.200	25	5	0	4	July	.226	53	12	1	7
.246	57	14	4	10	August	.200	95	19	4	12
.219	32	7	2	7	September	.179	67	12	2	12
—	0	0	0	0	October	.000	3	0	0	1

FRONT OFFICE  
2008 ATHLETICS  
REVIEW  
RECORDS  
HISTORY  
OPONENTS  
PLAYER DEVELOPMENT  
MISCELLANEOUS

FRONT OFFICE

2008 ATHLETICS

REVIEW

RECORDS

HISTORY

OPPONENTS

PLAYER DEVELOPMENT

MISCELLANEOUS

### Batting Breakdown

2007 AVG.	AB	H	HR	RBI	CAREER by CATEGORY	AVG.	AB	H	HR	RBI
.190	42	8	2	6	Home	.176	91	16	2	12
.237	76	18	4	15	Road	.206	131	27	5	20
.200	35	7	1	6	Day	.164	55	9	1	7
.229	83	19	5	15	Night	.204	167	34	6	25
.220	118	26	6	21	Grass	.202	198	40	7	30
—	0	0	0	0	Turf	.125	24	3	0	2
.000	6	0	0	0	Pre-ASG	.000	6	0	0	0
.232	112	26	6	21	Post-ASG	.199	216	43	7	32
.279	43	12	4	12	vs. LHP	.215	93	20	5	18
.187	75	14	2	9	vs. RHP	.178	129	23	2	14
.270	37	10	2	16	RISP	.222	63	14	2	25
.250	4	1	0	4	Bases Loaded	.400	5	2	0	7
.000	5	0	0	0	Pinch Hitter	.100	10	1	0	1
.000	0	0	0	0	Designated Hitter	.000	2	0	0	0

### Ballpark Breakdown

	AVG.	AB	H	HR	RBI
Angel Stadium of Anaheim	.500	8	4	1	3
Camden Yards	.000	1	0	0	0
Comerica Park	.150	20	3	1	3
Fenway Park	.286	7	2	1	3
Jacobs Field	.364	11	4	1	2
Kauffman Stadium	.163	49	8	0	6
McAfee Coliseum	.188	48	9	2	6
Metrodome	.000	2	0	0	0
Minute Maid Park	.000	3	0	0	0
Rangers Ballpark in Arlington	.238	21	5	1	2
Rogers Centre	.000	5	0	0	1
Safeco Field	.136	22	3	0	4
Tropicana Field	.176	17	3	0	1
U.S. Cellular Field	.250	8	2	0	1

### Murphy's Career Highs

**Hits:** 3, September 5, 2007 at Los Angeles (AL)  
**Runs:** 2 (four times), last: September 26, 2007 at Boston  
**Doubles:** 1 (16 times), last: August 15, 2007 vs. Chicago (AL)  
**Triples:** None  
**Home Runs:** 1 (seven times), last: September 26, 2007 at Boston  
**Runs Batted In:** 3 (three times), last: September 26, 2007 at Boston  
**Walks:** 2, July 28, 2007 at Seattle  
**Strikeouts:** 3 (four times), last: August 11, 2007 at Detroit  
**Stolen Bases:** 1 (twice), last: August 10, 2007 at Detroit  
**Hitting Streak:** 5, August 6 to 11, 2007  
**Hitless Streak (At Bats):** 19, September 8 to 17, 2007

### Fielding Statistics

Second Base							
YEAR	PCT.	G	PO	A	E	TC	DP
2004	1.000	7	12	17	0	29	8
2005	.972	29	42	61	3	106	14
2007	1.000	2	1	1	0	2	1
<b>Totals</b>	<b>.978</b>	<b>38</b>	<b>55</b>	<b>79</b>	<b>3</b>	<b>137</b>	<b>23</b>

Third Base							
YEAR	PCT.	G	PO	A	E	TC	DP
2007	1.000	1	0	1	0	1	0
<b>Totals</b>	<b>1.000</b>	<b>1</b>	<b>0</b>	<b>1</b>	<b>0</b>	<b>1</b>	<b>0</b>

Shortstop							
YEAR	PCT.	G	PO	A	E	TC	DP
2005	.000	2	0	0	1	1	0
2007	.962	31	35	91	5	131	22
<b>Totals</b>	<b>.955</b>	<b>33</b>	<b>35</b>	<b>91</b>	<b>6</b>	<b>132</b>	<b>22</b>

### Murphy's Career Home Run Chart

**Multi-Homer Games:** None. **Three-Homer Games:** None. **Two-Homer Games:** None. **Grand Slams:** None. **Pinch-Hit Home Runs:** None. **Inside-The-Park Home Runs:** None. **Game Ending Home Runs:** None. **Lead Off Home Runs:** None.

### A's Contract Status

**Signed Thru 2008 (38):** IF Wes Bankston, IF Daric Barton, RHP Joe Blanton, LHP Jerry Blevins, C Rob Bowen, LHP Dallas Braden, RHP Andrew Brown, OF Emil Brown, OF Travis Buck, RHP Kiko Calero, RHP Santiago Casilla, OF Jack Cust, OF Chris Denorfia, RHP Joey Devine, LHP Lenny DiNardo, RHP Justin Duchscherer, IF Mark Ellis, LHP Alan Embree (includes club option for 2009), LHP Dana Eveland, OF Jeff Fiorentino, RHP Chad Gaudin, OF Carlos Gonzalez, RHP Jeff Gray, IF Jack Hannahan, RHP Rich Harden (includes club option for 2009), RHP Fernando Hernandez, OF Javier Herrera, IF Dan Johnson, IF Kevin Mellillo, LHP Dan Meyer, IF Donnie Murphy, IF Gregorio Petit, C Landon Powell, OF Richie Robnett, RHP Henry Rodriguez, RHP Huston Street, C Kurt Suzuki, OF Ryan Sweeney.

**Signed Thru 2009 (1):** IF Bobby Crosby.

**Signed Thru 2010 (1):** IF Eric Chavez (includes club option for 2011).

# Gregorio Petit

2

## Infielder

**Height/Weight:** 5-10 / 191

**Bats/Throws:** Right / Right

**Birthdate:** December 10, 1984

**Opening Day Age:** 23

**Birthplace/Resides:** Ocumare, Venezuela / Santa Teresa, Venezuela

**Major League Service:** None

**Obtained:** Signed as a non-drafted free agent, July 17, 2001

**Contract Status:** First year of a one-year contract through 2008.



## Career Highlights

The Venezuelan native was added to the A's 40-man roster following the 2007 season after hitting .274 with 51 stolen bases in 520 games over six seasons in the minors...has played primarily at second base and shortstop...ranked seventh in the A's farm system with a .292 batting average in 2007...finished second in the A's farm system with 22 stolen bases and led the California League with 137 games played in 2006.

## 2007 Highlights

Split his season between Double-A Midland and Triple-A Sacramento and combined to hit a career high .292 in 133 games...also had career highs in hits (147), doubles (26) and walks (41)...his batting average ranked seventh best in the A's farm system and it included a .266 (37 for 139) mark against left-handed pitching and .302 (110 for 364) against right-handers...hit all six of his home runs off righties...batted .297 with runners in scoring position but was just 14 for 65 (.215) with RISP and two outs...hit .361 in 18 day games compared to .281 in 115 night games...appeared in 121 games at shortstop and 12 at second base...committed 19 errors at shortstop for a .968 fielding percentage and two errors at second base for a .960 fielding percentage...hit in every spot in the order except third and fourth and saw his most action batting ninth (67 games)...began the year at Midland and hit .306 with four home runs and 31 RBI in 66 games...hit .260 over his first 13 games before collecting a season high four hits on April 24 at Corpus Christi...finished April with a .309 batting average and then went on to bat .337 in 26 games in May...had a season best 12-game hitting streak from May 11 to 24 (21 for 44, .477)...was named Texas League Batter of the Week after hitting .545 (12 for 22) with five runs scored, three home runs and six RBI from May 14 to 21...scored a run in nine consecutive games from May 15 to 25 (nine runs total)...was promoted to Sacramento on June 22 and finished the season by hitting .277 with two home runs and 28 RBI in 67 games with the River Cats...went 0 for 19 over his first six games at Triple-A and ended up batting a combined .225 in June at Midland and Sacramento...was batting .137 over his first 15 games with the River Cats but then went 19 for 47 (.404) over a 13-game stretch from July 8 to 24...that included a 4 for 4 performance with two doubles and three RBI on July 14 against Portland...then went 7 for 43 (.163) over a 14-game stretch from July 25 to August 7...finished the season by batting .340 (32 for 94) over his final 25 games...had a season high four RBI on August 14 at Portland...went 7 for 31 (.226) with one RBI in eight postseason games for Sacramento...played for Caracas in the Venezuelan Winter League and batted .225 with one double and eight RBI in 29 games.

## Career

**2006**—Batted .256 with eight home runs and 63 RBI in 137 games at Single-A Stockton...had career highs in games, at bats (519), runs (71), triples (7), RBI (63), stolen bases (22) and strikeouts (96)...led the California League in games and topped the Ports in games, at bats, triples and stolen bases...finished second in the A's farm system in stolen bases...batted .291 against left-handed pitching and .244 against right-handers...four of his eight home runs came in two games as he had two-homer games on June 10 against Visalia and August 30 at Visalia...committed eight errors in 77 games at second base (.981 fielding percentage) and 18 errors in 60 games at shortstop (.940)...hit second 46 times, eighth 32 times and ninth 39 times...was hitting .242 at the end of July but then hit .304 with three home runs, 18 RBI and 10 walks in 30 games in August...had a season best nine-game hitting streak from August 26 to September 3 (13 for 37, .351)...went 1 for 10 (.100) with a double, a RBI and two walks in three postseason games for Stockton...then played for Caracas in the Venezuelan Winter League and batted .260 with two home runs and eight RBI in 35 games.

**2005**—Batted .289 with a career high nine home runs in 87 games at Single-A Kane County...added a career best .446 slugging percentage...spent the entire season with the Cougars although he did miss a little over a month while he was on the disabled list from May 5 to June 12 with a sprained right finger...was hitting .225 when he went on the disabled list in May but then batted .314 in 65 games following his return...hit .304 off right-handed pitching and .238 against left-handers...batted .359 in 43 games at home and .218 in 44 games on the road...his average slipped to .223 with runners in scoring position and he was just 1 for 11 (.091) with the bases loaded...committed four errors in 43 games at second base for a .980 fielding percentage and had seven errors in 29 games at shortstop for a .951 percentage...also made two errors in 10 games at third base (.935 fielding percentage)...batted ninth 78 times although he appeared in every spot in the order except fifth at least once...had a season best 11-game hitting streak from June 16 to July 5 (16 for 35, .457)...scored 12 runs during the streak, including four on July 4 against Peoria...went 4 for 4 with a double, two home runs and three RBI on August 26 at Quad Cities.

**2004**—Began the year in extended spring training before joining Single-A Vancouver in the short season Northwest League when its season opened in June...batted .256 with four home runs and 35 RBI in 68 games with the Canadians...all 68 of his appearances came at shortstop...batted .316 over his first 21 games and .231 over his final 47 contests...homered twice on August 21 at Eugene...was 4 for 10 (.400) with a double, a RBI and a walk in three playoff games.

**2003**—Played for the A's affiliate in the Arizona Rookie League in his first season in the United States and batted .265 with 12 RBI in 32 games...hit .322 at home and .207 on the road...appeared in 22 games at shortstop, five at third base and three at second base...had four hits on June 26 against the Royals to start a season best 11-game hitting streak that ran from June 26 to July 17 (15 for 43, .349)...the hitting streak put his average at .316 on July 17 but he hit .217 over his final 18 games.

**2002**—Made his professional debut with the A's affiliate in the Dominican Summer League...batted .280 with a home run and 21 RBI in 63 games...added five triples...walked 39 times for a .392 on-base percentage.

### Personal/Miscellaneous

Gregorio Jesus Petit...was originally signed by Julio Franco.

### Lifetime Playing Record

Year	Club	AVG.	G	AB	R	H	2B	3B	HR	RBI	SH	SF	HP	BB	SO	SB	CS	SLG	OBP	E
2002	DSL Athletics	.280	63	218	44	61	11	5	1	21	0	1	2	39	44	5	5	.390	.392	—
2003	AZL Athletics	.265	32	117	13	31	6	0	0	12	2	0	0	10	22	3	5	.316	.323	8
2004	Vancouver	.256	68	254	34	65	9	2	4	35	4	2	3	20	67	3	3	.354	.315	16
2005	Kane County	.289	87	287	55	83	10	4	9	33	3	1	1	26	44	8	2	.446	.349	13
2006	Stockton	.256	137	519	71	133	25	7	8	63	9	5	5	38	96	22	13	.378	.310	26
2007	Midland	.306	66	268	33	82	14	0	4	31	4	1	1	25	44	9	3	.403	.366	9
	Sacramento	.277	67	235	20	65	12	0	2	28	3	3	3	16	48	1	2	.353	.327	12

### Career Transactions

**2001** — Signed by the Oakland Athletics organization as a non-drafted free agent, July 17.

## Landon Powell

54

### Catcher

**Height/Weight:** 6-3 / 250

**Bats/Throws:** Switch / Right

**Birthdate:** March 19, 1982

**Opening Day Age:** 26

**Birthplace/Resides:** Raleigh, North Carolina / Longwood, Florida

**Major League Service:** None

**Obtained:** Selected in the 1st round (24th selection overall) of the 2004 First-Year Player Draft

**Contract Status:** First year of a one-year contract through 2008.

### Career Highlights

Was a first round draft pick of the A's in 2004 but has appeared in just 204 games in his three seasons in the A's farm system...missed the entire 2005 season after tearing his left ACL in January and had his 2007 season end on July 3 with a left knee strain...has 30 home runs and 93 RBI in 166 games over the last two seasons...has also tossed out 75 of 145 (51.7%) attempted base stealers over that span...had a 20-game hitting streak in 2007, which was the longest in the Texas League...was named to the California League Postseason All-Star Team in 2006.

### 2007 Highlights

Began the season at Double-A Midland and earned a late June promotion to Triple-A Sacramento before a strained left knee ended his season after just a week with the River Cats...combined for a .292 batting average, 14 home runs and 42 RBI in 64 games...had career highs in batting, runs (49), triples (2), stolen bases (1), slugging (.525) and on-base percentage (.385)...hit .302 (19 for 63) against left-handed pitching and .289 (50 for 173) with 11 of his 14 home runs against right-handers...his average dropped .237 with runners in scoring position, including .185 with RISP and two outs...appeared in 61 games at catcher and tossed out 20 of 37 (54.1%) attempted base stealers...also went 6 for 11 (.545) in three games as a designated hitter...hit in every spot in the order except first and second and saw his most action in the seven spot (24)...batted .292 with 11 home runs and 39 RBI in 60 games at Midland...added 36 walks for a .391 on-base percentage...tied for second on the Rockhounds in home runs despite spending just three months with the club...his average improved each month as he hit .188 in April, .238 in May and .425 with eight home runs and 26 RBI in 21 games in June...had a grand slam and a season high five RBI on May 27 against Wichita...had the longest hitting streak in the Texas League in 2007 as he hit safely in 20 consecutive games from June 1 to 20...hit .442 (34 for 77) during the streak with eight home runs, 26 RBI and 25 runs scored...scored at least one run during each of the first nine games of the streak...had a season high tying four hits on June 10 at Frisco...homered twice and drove in a season high tying five runs on June 19 against Frisco...had five home runs and 17 RBI in 13 games against Frisco and six home runs and 22 RBI in 47 games against everyone else...was promoted to Sacramento on June 28 and homered in each of his first three games in his Triple-A debut...was 5 for 17 (.294) with three home runs and three RBI in four games before going on the disabled list on July 3 with a left knee strain that caused him to miss the remainder of the season.

### Career

**2006**—Was named to the California League Postseason All-Star team...played 90 games at Single-A Stockton before moving up to Double-A Midland for 12 games late in the year...batted .264 with 16 home runs and 51 RBI in a combined 102 games...hit .264 with 12 doubles, 15 home runs and 47 RBI at Stockton...made 82 appearances behind the plate and committed just four errors for a .994 fielding percentage, which was the best mark in the CL...tossed out 51.5 percent (50 of 97) of attempted base stealers, which was the third best mark in the



CL...batted .290 against right-handed pitchers and .200 against left-handers at Stockton...hit 10 of his 15 home runs with the Ports off right-handers...batted .222 with runners in scoring position...got off to a fast start, hitting safely in 13 of his first 16 games (18 for 56, .321)...was 16 for 65 (.246) over his next 18 games and was batting .282 at the end of May...was hitting .277 at the end of June but was just 19 for 86 (.221) in 24 games in July which caused his average to slip to .260...hit at a .289 clip in 12 games in August...was promoted to Double-A Midland on August 18 and made his debut with the RockHounds on August 19 at Arkansas...batted .268 with one home run and four RBI in 12 games for Midland...was 4 for 26 (.154) over his first seven games before going 7 for 15 (.467) with a homer and four RBI over his last five games...batted .170 with two RBI in 16 games with the Phoenix Desert Dogs in the Arizona Fall League.

**2005**—Spent the entire season on the Stockton disabled list after tearing his left ACL in January.

**2004**—Began his professional career at Single-A Vancouver of the Northwest League...batted .237 with three home runs and 19 RBI in 38 games...added 26 walks for a .362 on-base percentage...batted .257 with all three of his home runs against right handed pitching and .200 against left-handers...his batting average included a .297 mark at home compared to .183 on the road...got off to a slow start as he batted .128 over his first 11 games through August 8...then put together a 10-game hitting streak from August 9 to 18 (16 for 36, .444) that boosted his average to .280...went 11 for 60 (.183) over his final 17 games to finish the year at .237...hit in the fourth through seventh spots in the order...committed just one error in 20 games at catcher for a .994 fielding percentage...also hit .226 in 18 games at designated hitter...hit his first professional home run on July 24 at Spokane...had his first of five three-hit games on July 29 against Yakima...had a pair of doubles and also homered in that game, giving him two home runs in his first eight games...homered just once over his final 30 games...went 0 for 19 over a six-game stretch from August 31 to September 4 before collecting three hits in the final regular season game on September 5 at Eugene...then hit .250 with three doubles and three RBI in three playoff games for the Canadians.

**Personal/Miscellaneous**

Landon Reed Powell was signed by A's scout Michael Holmes...was selected with the first round pick of the Boston Red Sox as compensation for the loss of free agent Keith Foulke...graduated from Apex (NC) High School in 2000 and was a second team *Baseball America* High School All-America selection in 2000 after leading his team to the North Carolina 4-A State Championship...played American Legion baseball...attended the University of South Carolina...helped the Gamecocks to three straight College World Series appearances from 2002-04, earning CWS All-Tournament honors in 2002...played for the USA National Team in 2002...was an All-SEC selection in 2003 and 2004...hit .339 with 10 home runs, 61 RBI and a league leading 46 walks in 67 games in 2003 and then hit .330 with 19 home runs, 66 RBI and 47 walks in 70 games as a senior in 2004.

**Lifetime Playing Record**

Year	Club	AVG.	G	AB	R	H	2B	3B	HR	RBI	SH	SF	HP	BB	SO	SB	CS	SLG	OBP	E
2004	Vancouver	.237	38	135	24	32	6	1	3	19	0	1	1	26	22	0	0	.363	.362	1
2005																				
2006	Stockton	.264	90	326	44	86	12	0	15	47	1	3	2	43	77	0	0	.439	.350	4
	Midland	.268	12	41	4	11	0	0	1	4	0	0	1	3	12	0	0	.341	.333	2
2007	Midland	.292	60	219	46	64	9	2	11	39	0	1	0	36	40	1	0	.502	.391	3
	Sacramento	.294	4	17	3	5	0	0	3	3	0	0	0	0	4	0	0	.824	.294	1

**Career Transactions**

**2003** — Selected by the Chicago White Sox organization in the 25th round of the First-Year Player Draft; did not sign. **2004** — Selected by the Oakland Athletics organization in the 1st round (24th selection overall) of the First-Year Player Draft.

**Richie Robnett**

**61**

**Outfielder**

**Height/Weight:** 5-9 / 213

**Bats/Throws:** Left / Left

**Birthdate:** September 17, 1983

**Opening Day Age:** 24

**Birthplace/Resides:** Santa Monica, California / Ft. Mohave, Arizona

**Major League Service:** None

**Obtained:** Selected in the 1st round (26th selection overall) of the 2004 First-Year Player Draft

**Contract Status:** First year of a one-year contract through 2008.



**Career Highlights**

Was one of the A's two first round picks in 2004 and has compiled a .260 batting average, 54 home runs and 225 RBI in 367 games over four minor league seasons...has reached the postseason in three of those four seasons...was named to the Texas League Postseason All-Star team in 2007...led the A's farm system in doubles (39) and tied for the lead in total bases (233) in 2007...tied for fourth in the A's farm system with 20 home runs in 2005.

**2007 Highlights**

Was named to the Texas League Postseason All-Star team after batting .267 with 18 home runs and 74 RBI in 120 games at Double-A Midland...ranked second in the league in doubles (39), tied for fourth in extra base hits (59) and fifth in total bases (228)...was also third in strikeouts (130)...led Midland in games, at bats (490), runs (73), hits (131), doubles, home runs, RBI and strikeouts...was promoted to Triple-A Sacramento on August 24 and went 5 for 33 (.152) with an RBI in 10 games with the River Cats...hit a combined .260 in 130 games with both clubs...had career highs in games (130), at bats (523), runs (79), hits (136), doubles (39) and RBI (75) and matched his best in triples (2)...led the A's farm system in doubles (39) and strikeouts (146) and tied for the lead in total bases (233)...also ranked fourth in home runs (18) and tied for fourth in RBI (75)...batted .283 (103 for 364) with 15 of his 18 home runs against right-handed pitching compared to .208 (33 for 159) against left-handers...hit 14 of his 18 home runs on the road...had six home runs in 13 day games...batted .156 with runners in scoring position and two outs...appeared in 65 games in center field, 54 in right field and 13 in left field...had eight assists in 128 games total in the outfield...batted .323 as a center fielder and .193 at all other positions...hit in every spot in the order at least once, including 33 games hitting third, 25 batting fourth and 22 in the two spot...was 3 for 4 with a season high five RBI on April 16 at Arkansas and fell a single short to boost his average to .262...the hitting streak was second longest in the Texas League to teammate Landon Powell (20)...hit .286 in June and then batted .288 in July and .298 in August...was named Texas League Batter of the Week, August 6-13...hit safely in all seven games that week, going 15 for 33 (.455) with six doubles, a home run and seven RBI...had his lone four-hit game of the season on August 9 against Wichita...was promoted to Sacramento on August 24 and went 1 for 20 over his first seven games before going 4 for 13 (.308) over his final three contests...then appeared in three postseason games for Sacramento and was 1 for 8 (.125) with two walks.

**Career**

**2006**—Played for three different teams in the A's farm system before missing the final month and a half of the season with a broken hand... began the year at Single-A Stockton for the second consecutive season and hit .266 with 11 home runs and 38 RBI in 69 games...was transferred to Triple-A Sacramento on June 22 and went 1 for 11 (.091) in five games before being sent to Double-A Midland on June 26...hit .357 with a home run and two RBI in five games with the Rockhounds, but had two stints on the disabled list...was on from July 1 to 10 with a strained left hamstring and July 13 through the end of the season with a fractured right hand...combined with all three teams to hit .264 with 12 home runs and 40 RBI in 79 games...hit .291 against left-handed pitching and .254 against right-handers...was 0 for 4 with the bases loaded...appeared in 40 games in center field, 34 in right field and three in left field...had eight assists in 74 games total in the outfield...hit in every spot in the order except second and sixth and saw most of his action with 53 games in the three spot...batted .282 with seven of his 12 home runs and 15 of his 40 RBI in 26 games in May...struck out at least once in 15 consecutive games from May 3 to 20 (24 total)...homered in back-to-back games three times over a 15-game stretch from May 14 to 31...joined Phoenix in the Arizona Fall League in the second week in November and went 6 for 14 (.429) with two doubles, two triples, a home run and five RBI in four games...also appeared in nine games for Mazatlan in the Mexican Pacific Winter League later that month and hit .179 with seven walks and two RBI.

**2005**—Spent the entire season at Single-A Stockton and hit .243 with 20 home runs and 74 RBI in 115 games...had career highs in home runs, walks (56), strikeouts (151) and stolen bases (8)...tied for the team lead in home runs and ranked second in RBI...tied for fourth in the A's farm system in home runs...ranked third in the California League in strikeouts...batted .251 with 17 of his 20 home runs against right-handed pitching compared to .222 against left-handers...hit .210 at home and .270 on the road...batted .223 with runners in scoring position, including .188 with the bases loaded...appeared in 100 games in right field and 14 in center field...had 10 outfield assists...hit in every spot in the order except fourth and ninth, including 40 games in the three spot...was on the disabled list from May 2 to 19 with a strained left hamstring...had a season best 11-game hitting streak from May 24 to June 2 (14 for 43, .326)...struck out at least once in 17 consecutive games from May 30 to June 15 (30 total)...had just six home runs and 31 RBI in 54 games over the first three months of the season...then had seven home runs and 23 RBI in 29 games in July and six home runs and 18 RBI in 29 games in August...however, hit just .196 in August...went 1 for 8 (.125) with six strikeouts in two postseason games for Stockton.

**2004**—Batted .299 with four home runs and 36 RBI in 43 games with Single-A Vancouver in his professional debut...added 28 walks for a .395 on-base percentage...batted .349 with three of his four home runs on the road compared to .247 at home...hit .306 with all four of his home runs against right handed pitching and .279 against left-handers...hit .302 with runners in scoring position, including .364 with RISP and two outs...was 4 for 9 (.444) with a grand slam and 15 RBI with the bases loaded...appeared in 37 games in center field, seven in right field and one in left field...hit .371 over his first nine games, went 0 for 14 over his next four games and then batted .360 over an 18-game span from August 6 to 25...that put his average at .323 entering play on August 26 but he went 9 for 40 (.225) over his final 12 games to finish the year at .299...hit his first professional home run on August 14 against Tri-Cities...had a grand slam and a season high five RBI on September 3 in the first game of a doubleheader at Eugene...hit .308 in three playoff games for Vancouver and was transferred to Kane County on September 11...hit .321 with a home run, three RBI, six walks and eight runs scored in seven playoff games for the Cougars.

**Personal/Miscellaneous**

Richard Pryer Robnett III was signed by A's scout Scott Kidd...graduated from Redwood High School (CA) in 2001...attended Santa Barbara City College and was an all-league selection as a freshman...transferred to Fresno State and was named Western Athletic Conference Player of the Year in 2004 after leading the conference in batting (.384), slugging (.699), doubles (27) and total bases (160) and tying for the lead in stolen bases (21)...was also a second team All-America selection by *Baseball America* and *Collegiate Baseball*.

FRONT OFFICE

2008 ATHLETICS

REVIEW

RECORDS

HISTORY

OPPONENTS

PLAYER DEVELOPMENT

MISCELLANEOUS

**Lifetime Playing Record**

Year	Club	AVG.	G	AB	R	H	2B	3B	HR	RBI	SH	SF	HP	BB	SO	SB	CS	SLG	OBP	E
2004	Vancouver	.299	43	164	26	49	14	1	4	36	0	3	0	28	43	1	2	.470	.395	2
2005	Stockton	.243	115	457	77	111	30	0	20	74	1	4	1	56	151	8	4	.440	.324	7
2006	Stockton	.266	69	267	46	71	8	2	11	38	0	1	4	35	73	4	3	.434	.358	3
	Sacramento	.091	5	11	0	1	1	0	0	0	0	0	0	0	3	0	0	.182	.091	0
2007	Midland	.357	5	14	5	5	1	0	1	2	0	1	0	4	4	0	0	.643	.474	1
	Midland	.267	120	490	73	131	39	2	18	74	0	4	3	34	130	4	3	.465	.316	5
	Sacramento	.152	10	33	6	5	0	0	0	1	1	0	1	4	16	0	0	.152	.263	0

**Career Transactions**

**2002** — Selected by the Los Angeles Dodgers organization in the 32nd round of the First-Year Player Draft; did not sign. **2004** — Selected by the Oakland Athletics organization in the 1st round (26th selection overall) of the First-Year Player Draft.

**Henry Rodriguez**

**63**

**Right-Handed Pitcher**

**Height/Weight:** 6-1 / 175

**Bats/Throws:** Right / Right

**Birthdate:** February 25, 1987


**Opening Day Age:** 21

**Birthplace/Resides:** Zulia, Venezuela / Zulia, Venezuela

**Major League Service:** None

**Obtained:** Signed as a non-drafted free agent, July 18, 2003

**Contract Status:** First year of a one-year contract through 2008.



**Career Highlights**

Added to the A's 40-man roster after just three professional seasons...has an 11-12 record and a 4.35 ERA in 43 games, 25 starts, as a professional...has 192 strikeouts in 165.2 innings (10.43 per nine innings)...has allowed just four career home runs, or one per 41.4 innings...made his Single-A debut in 2007 at Kane County...pitched for the A's affiliate in the Arizona Rookie League in his first season in the United States in 2006 and led the league in walks (50), while ranking fourth in strikeouts (59).

**2007 Highlights**

Started the season in extended spring training and was sent to Single-A Kane County on May 11...spent the rest of the season with the Cougars and was 6-8 with a 3.07 ERA in 20 games, 18 starts...allowed a .214 opponents batting average, which included a .176 (28 for 159) mark against left-handed hitters and .245 (47 for 192) against right-handers...opponents hit .188 with runners in scoring position, including .167 with RISP and two outs...however, issued 58 walks for a .329 opponents on-base percentage...struck out 106 batters in 99.2 innings, an average of 9.57 per nine innings...allowed just two home runs, or one every 49.8 innings...was 3-3 with a 1.91 ERA and .144 opponents batting average in eight games on the road and 3-5 with a 3.92 ERA and .259 opponents batting average in 12 games at home...did not allow a home run in 57.1 innings at home...his highest single month ERA was 3.33 in July...his first two appearances of the season were in relief and he was 0-1 with a 4.76 ERA in those two outings...his final 18 outings were all starts and he went 6-7 with a 2.97 ERA in his starting assignments...the Cougars were 9-9 in his starting assignments...tossed six or more innings in six of his starts, allowed two runs or fewer 12 times and walked two batters or fewer nine times...tossed 5.0 shutout innings in his first start on May 24 and picked up the win in the Cougars 8-4 decision over Wisconsin...tossed his only complete game of the season in his second start on May 29 at Beloit in the second game of a doubleheader but took the loss in a 5-2 loss (6.0 ip, 3 h, 3 r, 3 er, 2 bb, 6 so)...allowed his first home run of the season in the first inning of that game but then went 15 starts and 87.0 innings before allowing another home run in the seventh inning of his final start on September 1 at Wisconsin...put together his only winning streak of the season when he won consecutive starts on June 9 at Wisconsin and June 14 against Clinton...did not allow a run in consecutive starts on July 15 at South Bend (5.0 ip, 2 h) and July 20 at West Michigan (5.2 ip, 1 h)...allowed a season high seven runs on three hits and a season high tying six walks in 2.0 innings on July 28 against Fort Wayne...his longest outing of the season came in his final start on September 1 when he tossed 7.0 innings in a 7-1 win at Wisconsin...matched his season high with eight strikeouts and allowed a run on six hits and two walks...pitched for Zulia in the Venezuelan Winter League following the season and was 1-4 with a 4.26 ERA in 15 games, seven starts...walked 29 and struck out 46 in 44.1 innings...allowed just one home run...held the opposition to a .209 batting average.

**Career**

**2006**—Pitched for the A's affiliate in the Arizona Rookie League in his first season in the United States and was 5-2 with a save and a 7.42 ERA in 15 games, four starts...led the team in wins, walks (50) and strikeouts (59)...topped the AZL in walks and ranked fourth in strikeouts...averaged 12.16 strikeouts and 10.31 walks per nine innings...allowed just one home run in 43.2 innings...allowed a .284 opponents batting average, which included a .245 mark against right-handed hitters and .350 against left-handers...was 5-2 with a 4.32 ERA and .218 opponents batting average in eight games at home and 0-0 with an 11.57 ERA and .360 opponents batting average in seven games on the

road...was 1-1 with a 5.14 ERA in his four starts and 4-1 with an 8.49 ERA in 11 relief appearances...recorded his lone save of the season on July 16 at the Padres (4.0 ip, 7 h, 2 r, 2 er, 4 bb, 5 so)...picked up his first professional win on July 31 against the Brewers (2.2 ip, 2 h, 2 r, 2 er, 5 bb, 3 so) and won each of his final five decisions...struck out a season high 10 batters in 5.0 innings in a start and win on August 20 against the Brewers...made two appearances for Zulia in the Venezuelan Winter League following the season and posted a 13.50 ERA (0.2 ip, 2 r, 1 er, 4 bb, 1 so).

**2005**—Pitched for the A's affiliate in the Dominican Summer League and was 0-2 with a 4.03 ERA in eight games, three starts...allowed just one home run in 22.1 innings...struck out 27 in 22.1 innings (10.88 per nine innings).

**Personal/Miscellaneous**

Henry Alberto Rodriguez...signed by Julio Franco.

**Lifetime Pitching Record**

Year	Club	W	L	ERA	G	GS	CG	SHO	SV	IP	H	R	ER	HR	HB	BB	IBB	SO	WP	BK
2005	DSL Athletics-1	0	2	4.03	8	3	0	0	0	22.1	14	19	10	1	2	14	0	27	3	0
2006	AZL Athletics	5	2	7.42	15	4	0	0	1	43.2	46	39	36	1	6	50	0	59	10	1
2007	Kane County	6	8	3.07	20	18	1	0	0	99.2	75	38	34	2	4	58	0	106	13	0

**Career Transactions**

**2003** — Signed by the Oakland Athletics organization as a non-drafted free agent, July 18.

**Huston Street**

**20**

**Right-Handed Pitcher**

**Height/Weight:** 6-0 / 200

**Bats/Throws:** Right / Right

**Birthdate:** August 2, 1983

**Opening Day Age:** 24

**Birthplace/Resides:** Austin, Texas / Austin, Texas

**Major League Service:** 3 years

**Obtained:** Selected as a compensation pick following the 1st round (40th selection overall) of the 2004 First-Year Player Draft

**Contract Status:** First year of a one-year contract through 2008.



**Career Highlights**

Has 76 saves in three seasons with the A's, which is fourth most in Oakland history...it is fifth most in Major League history by the age of 24...has a .209 career opponents batting average, including .184 (75 for 408) by righties and .242 (77 for 318) with nine of his 12 career home runs by lefties...pitched for the United States team in the World Baseball Classic in 2006 and did not allow a run in three outings (3.0 ip, 2 bb, 2 so)...saved two of the A's three wins in the 2006 ALDS against Minnesota...in 2005, he was named American League Rookie of the Year by the Baseball Writers Association of America, AL Rookie Player of the Year by *The Sporting News*, received the Players Choice Award for the AL's Outstanding Rookie and was named Rookie of the Year by *Baseball America*...set an Oakland rookie record and led Major League rookies with 23 saves that year...made his ML debut less than a year after the A's selected him as a compensation pick following the first round of the 2004 draft...appeared in just 21 minor league games, all in 2004, prior to his debut.

**2007 Highlights**

Missed two months with a mid-season stint on the disabled list and appeared in just 48 games, his fewest in his three seasons in the Majors...was 5-2 with 16 saves and a 2.88 ERA...the saves were also the fewest of his career and he tied for 13th in the American League in saves...converted 16 of 21 (76.2%) save opportunities and had the lowest save percentage among AL closers...it was the lowest save percentage by an A's closer since Dennis Eckersley went 19 for 25 (76.0%) in 1994...his five blown saves tied for eighth most in the AL, but the A's came back to win three of those games...has 20 blown saves over the last three years, the most in the AL over that span, but the A's have an 11-9 record in those games...struck out 63 batters in 50.0 innings, an average of 11.34 strikeouts per nine innings, which ranked third among AL relievers...issued just 12 walks and his strikeout to walk ratio of 5.25 was fifth best among AL relievers...tied for eighth in fewest walks per nine innings (2.16)...now has 202 strikeouts and 51 walks in 199.0 career innings...allowed a .190 opponents batting average and a .239 opponents on-base percentage, both of which were career lows...ranked fifth among AL relievers in on-base percentage and ninth in batting average...allowed a career high five home runs and matched his career high with five wins...his opponents batting average included a .162 (16 for 99) mark against right-handed hitters and .224 (19 for 85) against left-handers...issued just two of his 12 walks to right-handers for a .178 on-base percentage...surrendered four of his five home runs to left-handers...four of his home runs were solo shots...first batters faced were 10 for 46 (.217) with two walks and he allowed 2 of 5 (40.0%) inherited runners to score...converted 11 of 12 (91.7%) save opportunities in his 17 outings on no days rest and 5 of 9 (55.6%) in his other 31 outings...in his career, he is 35 for 40 (87.5%) in saves chances on no days rest and 41 for 56 (73.2%) on one or more days rest...compiled a 1.64 ERA and .162 opponents batting average in 30 outings at night while going 3-0 with 12 saves in 14 opportunities...had a 5.29 ERA and .239 opponents batting average in 18 outings during the day and was 2-2

with 4 saves in 7 chances...allowed four of his five home runs during day games...tossed at least one inning in 45 of his 48 outings and pitched exactly one inning 41 times...recorded the decision in three straight games from April 10 to 13 to become just the fourth pitcher in Oakland history to do that...joins Rollie Fingers (September 10-11, 1972), Jay Howell (June 9-11, 1985) and Billy Koch (September 1-4, 2002)...had two wins and a loss during the stretch...matched his career high by issuing three walks in 0.2 innings in a loss to Chicago on April 11...was charged with his second blown save of the season on May 5 at Tampa Bay when he allowed a leadoff home run to Ty Wigington in the bottom of the ninth...the home run snapped a 51-game, 52.0-inning, 215-batter homerless streak dating back to June 24, 2006 at San Francisco...was 2-1 with nine saves, two blown saves, a 2.50 ERA and a .148 opponents batting average in 18 appearances through May 12...was placed on the 15-day disabled list on May 15, retroactive to May 13, with an irritation of the right ulnar nerve...made one rehab appearance with Triple-A Sacramento on July 21 against Salt Lake (1.0 ip, 1 h, 2 so) and was reinstated from the DL on July 23...went 3-1 with seven saves, three blown saves, a 3.09 ERA and .211 opponents batting average in 30 outings following his return...worked as a setup man immediately following his return from the DL...matched his career high by allowing four runs in 0.2 innings on July 29 at Seattle and took the loss...recorded at least one strikeout in 19 consecutive appearances from July 29 to September 5, equaling the third longest such streak by a reliever in Oakland history...had 34 strikeouts in 20.2 innings over that stretch (14.81 per nine innings)...retired a season high 15 consecutive batters from August 8 to 15...resumed his role as the A's closer on August 15 and went 3-0 with seven saves, three blown saves, a 2.95 ERA and .198 opponents batting average over his final 19 games...had a career high tying four strikeouts and retired all six batters that he faced in a season high 2.0 innings on August 27 against Toronto...was charged with the blown save in back-to-back outings on August 29 against Toronto and August 31 against Detroit...the A's came back to win both games...put together a season best 8.1 inning scoreless streak from August 31 to September 14 and did not allow an earned run over an 11.1 inning stretch through September 28...allowed one run in the final game of the season to finish September with a 0.79 ERA in 11 outings.

**Most Saves By Age 24**

106	Francisco Rodriguez
95	Gregg Olson
91	Chad Cordero
86	Byung-Hyun Kim
76	Huston Street

**Career**

**2006**—Tied for fourth in the American League with a career high and team leading 37 saves, despite missing 12 games in April and 17 games in August and September with injuries...it was the seventh best single season save total in Oakland history...his 37 saves tied for the third best single season total in Major League history by a 23-year old...was 37 for 48 (77.1%) in save opportunities and his save percentage was second lowest in the AL (Burgos, KC 60.0%)...his 11 blown saves were second most in the AL to Burgos (12) and second most in Oakland history to Rollie Fingers who had 15 in 1976...the A's came back to win five of the 11 games in which he blew a save...was 4-4 with a 3.31 ERA in 69 relief appearances...walked just 13 batters and struck out 67 in 70.2 innings for a strikeout to walk ratio of 5.2 to 1...ranked seventh among AL relievers in fewest walks per nine innings (1.66) and was 10th in opponents on-base percentage (.275)...allowed a .238 opponents batting average, which broke down to .211 against right-handers and .274 against left-handers...allowed just 7 of 30 (23.3%) inherited runners to score, which ranked eighth lowest in the AL...first batters faced hit .269 and he issued just one first batter walk...compiled a 4.79 ERA in 22 outings on no days rest and a 2.70 ERA in his other 47 outings...tossed at least one inning in 60 of his 69 outings and did not allow a run 54 times...joined the A's late during the spring as he pitched for the United States team in the World Baseball Classic...did not allow a run in three WBC outings (3.0 ip, 2 bb, 2 so)...was charged with his first blown save of the season on April 16 against Texas when he allowed a career high four runs on a career high five hits in 0.2 innings...that snapped a streak of 21 consecutive saves dating back to July 19, 2005, which tied for the second longest such streak in Oakland history...had a 7.94 ERA over his first seven outings through April 18 and then missed 12 games from April 19-May 1 with a strained right pectoral-minor muscle...was not placed on the disabled list...stranded each of his 17 inherited runners over a 34-game span from May 25 to August 5...tossed 2.0 shutout innings on June 3 against Minnesota for the save and matched his career high with four strikeouts...added another six-out save on August 2 at Los Angeles and recorded more than three outs in six of his saves...recorded the save in five straight A's games from June 8 to 13 to become the first A's pitcher to record the save in five consecutive teams games since Billy Koch (June 16-21, 2002)...saved all three games at New York from June 9-11, one of two times he saved all three games of a three-game series (August 11-13 vs. Tampa Bay)...pitched on four consecutive days for the first time in his career from June 8 to 11...was charged with the blown save in consecutive outings for the first time in his career on June 24 at San Francisco and June 29 at San Diego...allowed a walk-off home run to Ray Durham on the 24th, but did not allow another home run the rest of the year...finished the month of June with 10 saves, which tied Bobby Jenks (CWS) for the Major League lead in the month...did not allow a run in his first 13 outings in July (12.1 ip) but was just 4 for 4 in save opportunities...had a 12.2 inning scoreless streak from July 2 to 30, his second scoreless streak of 10 or more innings in 2006 and the sixth of his career...finished July with a 1.98 ERA, his best ERA in a month in 2006...recorded the save in each of his first seven outings in August but was charged with his eighth blown save on August 18 in the second game of the doubleheader at Kansas City...was placed on the 15-day disabled list for the first time in his career retroactive to August 19 with a strained right groin...was reinstated from the DL on September 8 and had eight saves, three blown saves and a 3.75 ERA over his final 12 outings...was charged with three blown saves over his final four outings...recorded his final save on September 27 at Seattle, his eighth save of the season against the Mariners...that marks just the third time in Oakland history a pitcher has saved at least eight games against one team in the same season...the other two times were by Dennis Eckersley (9 vs. California in 1991, 8 vs. Seattle in 1992)...made five postseason appearances for the A's and was 0-1 with two saves and a 7.11 ERA...appeared in all three games of the ALDS against Minnesota and recorded the save in each of the first two games...took the loss in the final games of the ALCS, a 6-3 A's loss in Game 4 at Detroit...entered the game with the scored tied at three and retired each of the first six batters that he faced before allowing two singles and a walk-off three-run home run to Magglio Ordonez in the bottom of the ninth.

**2005**—Was named American League Rookie of the Year by the Baseball Writers Association of America after leading all Major League rookies with 23 saves...became the sixth Oakland Athletic to win the award and is just the third closer to be named AL Rookie of the Year, joining Gregg Olson (1989) and Kazuhiro Sasaki (2000)...was also named AL Rookie Player of the Year by *The Sporting News*, received the Players Choice Award for the AL's Outstanding Rookie and was named Rookie of the Year by *Baseball America*...took over as the A's closer following the injury to Octavio Dotel in May and set the Oakland rookie record for saves...his 23 saves tied for seventh most ever by an AL rookie and were fourth most ever by a player 22 years old or younger...tied for second among AL rookies in appearances (67), ranked eighth in strikeouts (72), ninth in wins (5) and was 10th in innings pitched (78.1)...his 67 appearances were second most ever by an Oakland rookie...was 5-1 with a 1.72 ERA and .194 opponents batting average...ranked second among all AL relievers in ERA to Mariano Rivera (1.38) and his ERA was

FRONT OFFICE

2008 ATHLETICS

REVIEW

RECORDS

HISTORY

OPONENTS

PLAYER DEVELOPMENT

MISCELLANEOUS

third lowest in Oakland history based on a minimum of 70 innings pitched...also ranked tied for seventh among AL relievers in innings and was ninth in opponents batting average...converted 23 of his 27 (85.2%) save opportunities which ranked eighth among AL closers...was 5 for 9 (55.6%) in save opportunities before the All-Star Break, recording his fourth blown save in his final outing before the break on July 10 at Chicago...then went on to convert each of his 18 save opportunities after the break and tied for fifth in the AL in post-ASB saves...allowed just three home runs in 78.1 innings, an average of 0.34 per nine innings, which ranked ninth lowest among AL relievers...did not allow a run in 24 of his 27 outings from April 23 to July 8 for a 0.57 ERA and .149 opponents batting average...allowed two runs on July 10 but then did not allow a run in 20 of his first 21 outings after the All-Star Break for a 0.36 ERA and .131 opponents batting average...had four scoreless streaks of 10 or more innings, including a season best 14.0 from July 10 to August 5...his .194 opponents batting average broke down to .172 against right-handers and .224 against left-handers...opponents hit .194 with runners in scoring position...first batters faced were 15 for 64 (.234) with three walks and he allowed two of his three home runs to the first batter he faced in an outing...allowed 9 of his 36 (25.0%) inherited runners to score...was on the A's Opening Day roster and made his Major League debut on April 6 at Baltimore (1.0 ip, 1 h, 1 bb, 1 so)...became the first Athletic to make his ML debut within a year of being drafted since Ariel Prieto went straight to the Majors in 1995...recorded his first ML win on April 17 against Los Angeles by tossing two scoreless innings in the A's 7-6 win...was 1-1 with a 2.01 ERA, no saves and two blown saves over his first 19 games through May 17...replaced Dotel as the A's closer on May 20 and went 4-0 with a 1.61 ERA while converting 23 of his 25 (92.0%) save opportunities over his final 48 outings...recorded his first save on June 2 against Toronto...tossed more than one inning in each of his next three saves and recorded more than three outs for seven of his 23 saves...missed 12 games from June 15 to 27 with a strained left hamstring...allowed his first home on July 10 at Chicago (Paul Konerko), snapping his career opening homerless streak at 34 games, 40.0 innings and 156 men faced...was charged with the blown save but ended up with the win after pitching a career high 3.1 innings in the A's 9-8 victory in 11 innings...had a streak of 13 games, 17.2 innings and 67 batters faced without a walk from June 10 to July 27...stranded all 16 of his inherited runners over a 37-game span from May 22 to September 7.

**2004**—Made his professional debut and pitched at all three levels in the Oakland farm system...was a combined 1-1 with eight saves and a 1.38 ERA in 21 relief appearances with Single-A Kane County, Double-A Midland and Triple-A Sacramento...did not allow a home run in 26.0 innings...held the opposition to a .223 batting average...had two saves and did not allow a run in four postseason appearances for Sacramento (5.0 ip, 5 h, 1 bb, 5 so)...then went on to pitch for the Arizona Fall League Champion Phoenix Desert Dogs and was 1-0 with a 0.98 ERA and seven saves in 13 appearances...led the AFL in saves and tied for the lead in ERA...walked two and struck out 19 in 18.1 innings while allowing one home run...allowed a .180 opponents batting average...made a grand total of 38 professional (regular season, postseason, Arizona Fall League) appearances in 2004 and was 2-1 with 17 saves and a 1.09 ERA...walked 11, struck out 54 and allowed just one home run in 49.1 innings...during the regular season, he allowed a .081 batting average against left handed hitters and .316 against right-handers...opponents were 4 for 25 (.160) with runners in scoring position...began his professional career at Kane County and was 0-1 with four saves and a 1.69 ERA in nine games...struck out the side in his first outing on July 20 at Clinton...recorded his first professional save on July 25 against Fort Wayne...was promoted to Midland on August 12 and was 1-0 with three saves and a 1.35 ERA in 10 appearances...tossed a season high 2.0 shutout innings on August 29 at Arkansas for his first professional win...moved up to Triple-A Sacramento on September 5 and recorded one save in two regular season games with the River Cats (2.0 ip, 2 h, 2 so).

**Personal/Miscellaneous**

Huston Lowell Street was signed by A's scout Blake Davis...selected as a compensation pick following the first round of the 2004 draft as compensation for the loss of free agent Miguel Tejada to Baltimore...graduated from Westlake (TX) High School in 2001...attended the University of Texas where he helped the Longhorns to three consecutive College World Series appearances...was named Most Outstanding Player in the 2002 College World Series as a freshman when he saved four games, including the championship game against South Carolina...was an All-Big 12 selection all three seasons at Texas (2002-04)...he posted ERA's of 0.96, 1.33 and 1.58 for the Longhorns and was a combined 18-3 with 41 saves and a 1.31 ERA in 105 career appearances...pitched for the USA National Team following the 2002 and 2003 seasons...his father, James, quarterbacked the University of Texas to the 1969 National Championship...wife's name is Lacey.

**Lifetime Pitching Record**

Year	Club	W	L	ERA	G	GS	CG	SHO	SV	IP	H	R	ER	HR	HB	BB	IBB	SO	WP	BK
2004	Kane County	0	1	1.69	9	0	0	0	4	10.2	9	2	2	0	0	5	1	14	1	0
	Midland	1	0	1.35	10	0	0	0	3	13.1	10	2	2	0	1	3	0	14	1	0
	Sacramento	0	0	0.00	2	0	0	0	1	2.0	2	0	0	0	0	0	0	2	0	0
2005	OAKLAND	5	1	1.72	67	0	0	0	23	78.1	53	17	15	3	2	26	4	72	1	0
2006	OAKLAND	4	4	3.31	69	0	0	0	37	70.2	64	28	26	4	2	13	3	67	4	0
2007	OAKLAND	5	2	2.88	48	0	0	0	16	50.0	35	20	16	5	0	12	3	63	0	0
	Sacramento	0	0	0.00	1	1	0	0	0	1.0	1	0	0	0	0	0	0	2	0	0
<b>ML Totals</b>		<b>14</b>	<b>7</b>	<b>2.58</b>	<b>184</b>	<b>0</b>	<b>0</b>	<b>0</b>	<b>76</b>	<b>199.0</b>	<b>152</b>	<b>65</b>	<b>57</b>	<b>12</b>	<b>4</b>	<b>51</b>	<b>10</b>	<b>202</b>	<b>5</b>	<b>0</b>

**Career Transactions**

**2004** — Selected by the Oakland Athletics organization as a compensation pick (40th selection overall) following the 1st round of the First-Year Player Draft. **2006** — On disabled list, August 19 to September 8. **2007** — On disabled list, May 13 to July 22; included rehabilitation assignment to Sacramento, July 21 to 22.

**Division Series Record**

Year	Club/Opp.	W	L	ERA	G	GS	CG	SHO	SV	IP	H	R	ER	HR	HB	BB	IBB	SO	WP	BK
2006	OAK vs. MIN	0	0	3.00	3	0	0	0	2	3.0	4	1	1	0	0	1	0	1	0	0

FRONT OFFICE

2008 ATHLETICS

REVIEW

RECORDS

HISTORY

OPPONENTS

PLAYER DEVELOPMENT

MISCELLANEOUS

**League Championship Series Record**

Year	Club/Opp.	W	L	ERA	G	GS	CG	SHO	SV	IP	H	R	ER	HR	HB	BB	IBB	SO	WP	BK
2006	OAK vs. DET	0	1	10.80	2	0	0	0	0	3.1	4	4	4	2	0	0	0	3	0	0

**World Baseball Classic Record**

Year	Country	W	L	ERA	G	GS	CG	SHO	SV	IP	H	R	ER	HR	HB	BB	IBB	SO	WP	BK
2006	United States	0	0	0.00	3	0	0	0	0	3.0	0	0	0	0	0	2	0	2	0	0

**vs. The American League**

2007	ERA	W	L	SV	G	IP	H	HR	ER	SO	CAREER vs. TEAM	ERA	W	L	SV	G	IP	H	HR	ER	SO
4.50	0	0	2	2	2.0	2	0	1	3	Baltimore	1.04	0	0	4	8	8.2	5	0	1	8	8
0.00	0	0	1	1	1.0	0	0	0	1	Boston	0.00	1	0	1	7	9.2	3	0	0	12	12
7.36	1	1	1	4	3.2	2	0	3	4	Chicago	3.52	2	1	4	12	15.1	10	2	6	15	15
0.00	0	0	0	2	2.0	0	0	0	3	Cleveland	0.77	1	0	5	10	11.2	5	0	1	13	13
3.00	2	0	0	5	6.0	4	0	2	8	Detroit	1.80	2	0	2	9	10.0	5	0	2	15	15
0.00	0	0	0	1	1.0	1	0	0	2	Kansas City	3.68	0	1	2	6	7.1	8	0	3	7	7
1.80	1	0	4	10	10.0	7	1	2	12	Los Angeles	1.85	3	0	9	25	24.1	20	2	5	24	24
—	0	0	0	0	0.0	0	0	0	0	Minnesota	2.00	0	0	6	8	9.0	6	0	2	11	11
0.00	1	0	0	2	2.2	1	0	0	2	New York	0.00	2	0	3	11	12.0	2	0	0	9	9
—	0	0	0	0	0.0	0	0	0	0	Oakland	—	0	0	0	0	0.0	0	0	0	0	0
3.00	0	1	2	6	6.0	8	0	2	10	Seattle	3.97	1	2	11	25	22.2	28	0	10	28	28
5.40	0	0	2	5	5.0	4	2	3	5	Tampa Bay	1.72	1	0	7	15	15.2	13	2	3	15	15
1.59	0	0	2	6	5.2	3	0	1	4	Texas	4.84	0	2	10	22	22.1	25	3	12	13	13
3.60	0	0	2	4	5.0	3	2	2	9	Toronto	4.32	1	0	7	13	16.2	15	2	8	22	22

**vs. The National League**

2007	ERA	W	L	SV	G	IP	H	HR	ER	SO	CAREER vs. TEAM	ERA	W	L	SV	G	IP	H	HR	ER	SO
—	0	0	0	0	0.0	0	0	0	0	0	Arizona	0.00	0	0	0	1	0.1	0	0	0	0
—	0	0	0	0	0.0	0	0	0	0	0	Atlanta	0.00	0	0	1	1	1.1	1	0	0	1
—	0	0	0	0	0.0	0	0	0	0	0	Colorado	0.00	0	0	0	1	2.0	0	0	0	2
—	0	0	0	0	0.0	0	0	0	0	0	Los Angeles	4.50	0	0	1	2	2.0	1	0	1	1
—	0	0	0	0	0.0	0	0	0	0	0	New York	0.00	0	0	1	1	1.2	1	0	0	0
—	0	0	0	0	0.0	0	0	0	0	0	San Diego	0.00	0	0	0	1	1.1	1	0	0	3
—	0	0	0	0	0.0	0	0	0	0	0	San Francisco	6.75	0	1	2	5	4.0	2	1	3	3
—	0	0	0	0	0.0	0	0	0	0	0	Washington	0.00	0	0	0	1	1.0	1	0	0	0

**Monthly Breakdown**

2007	ERA	W	L	SV	G	IP	H	HR	ER	SO	CAREER by MONTH	ERA	W	L	SV	G	IP	H	HR	ER	SO
2.77	2	1	6	13	13.0	7	0	4	14	April	3.73	4	3	10	32	31.1	27	1	13	35	
1.80	0	0	3	5	5.0	2	1	1	6	May	2.23	1	1	7	29	32.1	19	3	8	33	
—	0	0	0	0	0.0	0	0	0	0	June	1.42	0	1	14	22	25.1	11	1	4	22	
7.36	0	1	0	4	3.2	7	0	3	4	July	2.23	5	1	9	29	32.1	28	1	8	27	
3.71	1	0	3	15	17.0	12	3	7	27	August	2.59	1	1	19	36	41.2	29	4	12	53	
0.79	2	0	4	11	11.1	7	1	1	12	September	2.65	3	0	16	34	34.0	34	2	10	31	
—	0	0	0	0	0.0	0	0	0	0	October	9.00	0	0	1	2	2.0	4	0	2	1	

**Pitching Breakdown**

2007	ERA	W	L	SV	G	IP	H	HR	ER	SO	CAREER by CATEGORY	ERA	W	L	SV	G	IP	H	HR	ER	SO
2.84	5	1	5	23	25.1	16	3	8	32	Home	2.40	12	2	31	97	105.0	81	5	28	111	
2.92	0	1	11	25	24.2	19	2	8	31	Road	2.78	2	5	45	87	94.0	71	7	29	91	
5.29	2	2	4	18	17.0	16	4	10	25	Day	3.23	7	4	26	71	78.0	63	7	28	82	
1.64	3	0	12	30	33.0	19	1	6	38	Night	2.16	7	3	50	113	121.0	89	5	29	120	
2.66	5	2	12	42	44.0	30	3	13	55	Grass	2.57	14	7	65	168	182.0	138	10	52	184	
4.50	0	0	4	6	6.0	5	2	3	8	Turf	2.65	0	0	11	16	17.0	14	2	5	18	
2.50	2	1	9	18	18.0	9	1	5	20	Pre-ASG	2.44	7	5	33	92	99.2	67	6	27	101	
3.09	3	1	7	30	32.0	26	4	11	43	Post-ASG	2.72	7	2	43	92	99.1	85	6	30	101	
—	0	0	0	0	0.0	0	0	0	0	Starter	—	0	0	0	0	0.0	0	0	0	0	
2.88	5	2	16	48	50.0	35	5	16	63	Reliever	2.58	14	7	76	184	199.0	152	12	57	202	

FRONT OFFICE

2008 ATHLETICS

REVIEW

RECORDS

HISTORY

OPPONENTS

PLAYER DEVELOPMENT

MISCELLANEOUS

### Ballpark Breakdown

	ERA	W	L	SV	G	IP	H	HR	ER	SO
Angel Stadium of Anaheim	1.59	0	0	6	11	11.1	9	0	2	9
AT&T Park	9.00	0	1	1	4	3.0	2	1	3	2
Camden Yards	1.17	0	0	4	7	7.2	5	0	1	6
Comerica Park	0.00	0	0	0	3	3.0	0	0	0	4
Coors Field	0.00	0	0	0	1	2.0	0	0	0	2
Fenway Park	0.00	1	0	1	4	6.0	1	0	0	6
Jacobs Field	1.59	0	0	3	5	5.2	2	0	1	6
Kauffman Stadium	13.50	0	1	2	1.1	2.0	2	0	2	0
McAfee Coliseum	2.40	12	2	31	97	105.0	81	5	28	111
Metrodome	0.00	0	0	4	4	4.0	1	0	0	4
PETCO Park	0.00	0	0	0	1	1.1	1	0	0	3
Rangers Ballpark in Arlington	2.79	0	1	5	10	9.2	8	2	3	6
RFK Stadium	0.00	0	0	0	1	1.0	1	0	0	0
Rogers Centre	3.60	0	0	3	4	5.0	5	0	2	5
Safeco Field	6.23	0	2	8	13	13.0	18	0	9	19
Tropicana Field	3.38	0	0	4	8	8.0	8	2	3	9
Turner Field	0.00	0	0	1	1	1.1	1	0	0	1
U.S. Cellular Field	4.76	1	0	1	3	5.2	7	2	3	6
Yankee Stadium	0.00	0	0	3	5	5.0	0	0	0	3

### Fielding Statistics

#### Pitcher

YEAR	PCT.	G	PO	A	E	TC	DP
2005	1.000	67	7	12	0	19	2
2006	.846	69	3	8	2	13	0
2007	.900	48	2	7	1	10	0
<b>Totals</b>	<b>.929</b>	<b>184</b>	<b>12</b>	<b>27</b>	<b>3</b>	<b>42</b>	<b>2</b>

### Street's Career Highs

**Low Hit Complete Game:** None

**Innings Pitched:** 3.1, July 10, 2005 at Chicago (AL)

**Hits:** 5 (twice), last: September 25, 2006 at Seattle

**Runs:** 4 (twice), last: July 29, 2007 at Seattle

**Earned Runs:** 4, April 16, 2006 vs. Texas

**Walks:** 3 (twice), last: April 11, 2007 vs. Chicago (AL)

**Strikeouts:** 4 (three times), last: August 27, 2007 vs. Toronto

**Home Runs:** 2, August 29, 2007 vs. Toronto

**Longest Winning Streak:** 5, May 30, 2005 to April 4, 2006

**Longest Losing Streak:** 3, April 16 to June 24, 2006

**Longest Scoreless Streak:** 14.0, July 10 to August 5, 2005

## Kurt Suzuki

24

### Catcher

**Height/Weight:** 6-0 / 197

**Bats/Throws:** Right / Right

**Birthdate:** October 4, 1983

**Opening Day Age:** 24

**Birthplace/Resides:** Wailuku, Hawaii / Redondo Beach, California

**Major League Service:** 113 days

**Obtained:** Selected in the 2nd round of the 2004 First-Year Player Draft

**Contract Status:** First year of a one-year contract through 2008.



### Career Highlights

Was the A's second round draft pick in 2004 and made his Major League debut with Oakland in 2007 in his fourth professional season... is the fourth Hawaiian born player to play for the Athletics, joining Shane Komine (2006), Ron Darling (1991-95) and Lenn Sakata (1986)... caught Komine on July 17 against Texas to become the first Hawaiian born batter in Major League history...named to the Texas League All-Star team in 2006 at Midland...played for United States in the All-Star Futures game that year at Pittsburgh...appeared in 104 games at catcher for Stockton in 2005, which led the California League...had a .283 career batting average and a .380 on-base percentage in 314 minor league games.

### 2007 Highlights

Made his Major League debut with Oakland in June and spent five weeks as the back-up to Jason Kendall before starting 56 of the A's final 70 games at catcher following the trade of Kendall on July 16...made 61 starts total behind the plate...since 1988, the only Oakland rookie to start more games at catcher is A.J. Hinch, who started 109 games in 1998...batted .249 with seven home runs and 39 RBI in 68 games with the A's...led the team with three sacrifice hits...hit .281 (45 for 160) against right-handed pitching and .151 (8 for 53) against left-handers...however, hit three of his seven home runs against south paws...his averaged improved to .290 with runners in scoring position...was 4 for 9 (.444) with a grand slam and 10 RBI with the bases loaded...five of his seven home runs came with runners on base (three two-run, one three-run and one grand slam)...batted .288 with five of his seven home runs in the seventh inning or later...hit .229 over the first six innings of the game...batted .333 during 20 day games compared to .220 in 48 games at night...posted his best numbers against Detroit as he hit .414 with one home run and eight RBI in eight games...saw most of his action batting ninth where he made a team leading 47 starts...had six home runs from the nine spot in the order, which was third most in the American League...appeared in 66 games at catcher and tossed out 7 of 36 (19.4%) attempted base stealers...also made two starts at designated hitter and was 1 for 2 as a pinch hitter...hit .185 over his



first 21 games through July 28, .312 over his next 28 games through September 2 and .212 over his final 19 games...had 11 RBI over his first 34 games through August 14 and 28 RBI over his final 34 games...was selected from Triple-A Sacramento on June 10 and made his Major League debut on June 12 at Houston...grounded out as a pinch hitter in his first at bat in the 10th inning...collected his first ML hit on June 14 at Houston, a pinch hit single off Brian Moehler in the 11th inning of the A's 6-5 win...hit his first home run in his fourth game on June 19 against Cincinnati, a solo shot off Todd Coffey in the eighth inning...homered again in his next game on June 27 at Cleveland...had a five-game hitting streak from June 14 to July 1 (7 for 16, .438) that put his average at .412 after his first six games...then had a career long 0 for 21 streak from July 2 to 20...hit his first career walk-off home run on August 16 against Chicago, a three-run shot off Matt Thornton with two outs in the bottom of the 10th inning in an 8-5 win...added a career high four RBI...had his first career three-hit game on August 26 at Tampa Bay...matched his career high with four RBI on September 2 against Detroit...hit his first career grand slam in the second inning on September 10 at Seattle...the four RBI matched his career high...had a career high seven-game hitting streak from September 16 to 26 (8 for 27, .296)...closed out the A's season with a walk-off single in the bottom of the ninth inning in the A's 3-2 win over Los Angeles on September 30...began the year at Sacramento where he batted .280 with three home runs and 27 RBI in 15 games...those were his first Triple-A games ever...hit .344 (22 for 64) against left-handed pitching and .252 (37 for 147) against right-handers...batted .327 on the road compared to .231 at home...hit .234 with runners in scoring position...batted .290 with all three of his home runs in 44 games at catcher and .238 with no home runs and four RBI in 11 games at designated hitter...tossed out 16 of 42 (38.1%) attempted base stealers...hit in every spot in the order except first, eighth and ninth and saw his most action with 33 games in the five spot...batted .306 over his first 32 games through May 11, went 5 for 39 (.128) over his next 10 games through May 23 and then hit .333 over his final 13 games...had three home runs and 22 RBI over his first 34 games and no home runs and five RBI over his final 21 games...had a season best eight-game hitting streak from April 15 to 23 (10 for 27, .370)...had back-to-back three-hit games in his final two Triple-A contests on June 7 and 8 at Tucson.

**Career**

**2006**—Spent the entire season at Double-A Midland where he batted .285 with seven home runs and 55 RBI in 99 games...named to the Texas League All-Star team...hit .382 against left-handers and .254 against right-handers...hit .330 with runners in scoring position and .356 with RISP and two outs...tossed out 33 of 70 attempted base stealers (47.1%), which was the second best mark in the Texas League...led all Texas League catchers in fielding percentage (.997) and games (91)...played for the United States in the All-Star Futures game on July 9 at Pittsburgh and was 0 for 1...hit safely in each of his first nine games of the season (15 for 36, .417) and batted .362 with five doubles, one home run and eight RBI over the first 18 games of the season...was batting .287 at the end of May...batted .341 with seven doubles, two home runs and 17 RBI in 24 games in June to boost his average to .306...batted .234 with one home run and 13 RBI over his last 30 games...went 3 for 5 with a home run and eight RBI on June 22 at Tulsa...had a season high four hits in his final regular season game at Springfield on August 15...was named to the U.S. Olympic Qualifying team...suffered a bruised left wrist while playing for the U.S. team in Cuba and did not return to action with the Rockhounds.

**2005**—Spent his first full professional season with Single-A Stockton and batted .277 with 12 home runs and 65 RBI in 114 games...added 63 walks for a .378 on-base percentage...his batting average broke down to .317 against left-handed pitching and .262 against right-handers...made 104 appearances at catcher which led the California League...also topped CL catchers in total chances (947), putouts (882), errors (15) and passed balls (19)...tossed out 32 of 86 (37.2%) attempted base stealers...hit in each of the first six spots in the batting order...started the season strong and finished it strong as he batted .301 in 19 games in April and .310 in 25 games in August...batted a combined .264 in the three months in between...was a perfect 4 for 4 on April 23 at Visalia, his only four-hit game of the season...had two home runs and five RBI on May 20 against Bakersfield for his only two-homer game of the season...the five RBI were also a season high...reached base safely in 27 consecutive games from June 1 to July 5...hit .286 over that span and added 20 walks for a .409 on-base percentage...had a grand slam on June 17 against Rancho Cucamonga...homered in three straight games from August 28 to 30...added another home run on September 1 giving him four home runs and 10 RBI over a five game span...hit .222 with a home run and two RBI in two postseason games for Stockton...then played for the Arizona Fall League Champion Phoenix Desert Dogs and batted .342 with seven RBI in 13 games...added eight walks for a .447 on-base percentage.

**2004**—Batted .297 with three home runs and 31 RBI in 46 games in his professional debut at Single-A Vancouver of the Northwest League...added 18 walks and was hit by a pitch a team leading 12 times for a .394 on-base percentage...batted .323 with all three of his home runs and 27 of his 31 RBI against right-handers and .214 against left-handers...hit .349 on the road compared to .247 at home...hit .304 with runners in scoring position...appeared in 27 games at catcher where he committed just one error for a .995 fielding percentage...tossed out 4 of 24 (16.7%) attempted base stealers...began his professional career by hitting safely in each of his first 12 games from July 17 to 29...batted .362 during the streak with two home runs and eight RBI...homered just once over his final 36 games...went 0 for 13 with a walk in three postseason games for Vancouver.

**Personal/Miscellaneous**

Kurt Kiyoshi Suzuki was signed by Randy Johnson...graduated from H.P. Baldwin HS (Wailuku, Maui, Hawaii) in 2001...majored in Kinesiology at Cal State Fullerton...won the Johnny Bench Award following the 2004 season, given annually to the nation's top collegiate catcher...was also an All-America selection by *Baseball America* and *Collegiate Baseball* and was named Big West Player of the Year after batting .413 with 16 HR and 87 RBI...led Fullerton to the College World Series championship as his two-out RBI single in the bottom of the seventh inning broke a 2-2 tie to lead the Titans to a 3-2 win over Texas in the championship game.

**Lifetime Playing Record**

Year	Club	AVG.	G	AB	R	H	2B	3B	HR	RBI	SH	SF	HP	BB	SO	SB	CS	SLG	OBP	E
2004	Vancouver	.297	46	175	27	52	10	3	3	31	3	3	12	18	26	0	1	.440	.394	1
2005	Stockton	.277	114	441	85	122	26	5	12	65	2	5	12	63	61	5	3	.440	.378	15
2006	Midland	.285	99	376	64	107	26	1	7	55	0	1	9	58	50	5	3	.415	.392	2
2007	Sacramento	.280	55	211	32	59	9	0	3	27	1	3	4	21	41	0	0	.365	.351	3
	OAKLAND	.249	68	213	27	53	13	0	7	39	3	5	3	24	39	0	0	.408	.327	2
<b>ML Totals</b>		<b>.249</b>	<b>68</b>	<b>213</b>	<b>27</b>	<b>53</b>	<b>13</b>	<b>0</b>	<b>7</b>	<b>39</b>	<b>3</b>	<b>5</b>	<b>3</b>	<b>24</b>	<b>39</b>	<b>0</b>	<b>0</b>	<b>.408</b>	<b>.327</b>	<b>2</b>

FRONT OFFICE  
2008 ATHLETICS  
REVIEW  
RECORDS  
HISTORY  
OPPORTUNITIES  
PLAYER DEVELOPMENT  
MISCELLANEOUS

FRONT OFFICE

**Career Transactions**

2004 — Selected by the Oakland Athletics organization in the 2nd round of the First-Year Player Draft.

2008 ATHLETICS

**vs. The American League**

2007 AVG.	AB	H	HR	RBI	CAREER vs. TEAM	AVG.	AB	H	HR	RBI
.200	5	1	0	1	Baltimore	.200	5	1	0	1
.286	7	2	0	1	Boston	.286	7	2	0	1
.300	10	3	2	6	Chicago	.300	10	3	2	6
.231	13	3	1	3	Cleveland	.231	13	3	1	3
.414	29	12	1	8	Detroit	.414	29	12	1	8
.000	6	0	0	0	Kansas City	.000	6	0	0	0
.118	34	4	0	1	Los Angeles	.118	34	4	0	1
.000	3	0	0	0	Minnesota	.000	3	0	0	0
.500	4	2	0	1	New York	.500	4	2	0	1
—	0	0	0	0	Oakland	—	0	0	0	0
.214	28	6	1	6	Seattle	.214	28	6	1	6
.444	9	4	1	4	Tampa Bay	.444	9	4	1	4
.229	35	8	0	6	Texas	.229	35	8	0	6
.190	21	4	0	1	Toronto	.190	21	4	0	1

REVIEW

**vs. The National League**

2007 AVG.	AB	H	HR	RBI	CAREER vs. TEAM	AVG.	AB	H	HR	RBI
.333	3	1	1	1	Cincinnati	.333	3	1	1	1
.500	2	1	0	0	Houston	.500	2	1	0	0
.500	4	2	0	0	St. Louis	.500	4	2	0	0

RECORDS

**Monthly Breakdown**

2007 AVG.	AB	H	HR	RBI	CAREER by MONTH	AVG.	AB	H	HR	RBI
—	0	0	0	0	April	—	0	0	0	0
—	0	0	0	0	May	—	0	0	0	0
.385	13	5	2	3	June	.385	13	5	2	3
.204	49	10	0	7	July	.204	49	10	0	7
.260	77	20	3	12	August	.260	77	20	3	12
.243	74	18	2	17	September	.243	74	18	2	17

HISTORY

**Batting Breakdown**

2007 AVG.	AB	H	HR	RBI	CAREER by CATEGORY	AVG.	AB	H	HR	RBI
.233	103	24	4	22	Home	.233	103	24	4	22
.264	110	29	3	17	Road	.264	110	29	3	17
.333	54	18	3	14	Day	.333	54	18	3	14
.220	159	35	4	25	Night	.220	159	35	4	25
.242	190	46	6	34	Grass	.242	190	46	6	34
.304	23	7	1	5	Turf	.304	23	7	1	5
.304	23	7	2	4	Pre-ASG	.304	23	7	2	4
.242	190	46	5	35	Post-ASG	.242	190	46	5	35
.151	53	8	3	12	vs. LHP	.151	53	8	3	12
.281	160	45	4	27	vs. RHP	.281	160	45	4	27
.290	62	18	3	31	RISP	.290	62	18	3	31
.444	9	4	1	10	Bases Loaded	.444	9	4	1	10
.500	2	1	0	0	Pinch Hitter	.500	2	1	0	0
.286	7	2	0	1	Designated Hitter	.286	7	2	0	1

OPPONENTS

PLAYER DEVELOPMENT

MISCELLANEOUS

**Ballpark Breakdown**

	AVG.	AB	H	HR	RBI
Angel Stadium of Anaheim	.133	15	2	0	0
Comerica Park	.333	12	4	0	0
Fenway Park	.286	7	2	0	1
Jacobs Field	.231	13	3	1	3
McAfee Coliseum	.233	103	24	4	22
Metrodome	.000	3	0	0	0
Minute Maid Park	.500	2	1	0	0
Rangers Ballpark in Arlington	.250	16	4	0	1
Rogers Centre	.273	11	3	0	1
Safeco Field	.222	18	4	1	6
Tropicana Field	.444	9	4	1	4
Yankee Stadium	.500	4	2	0	1

**Fielding Statistics**

Catcher	YEAR	PCT.	G	PO	A	E	TC	DP	PB
	2007	.996	66	431	32	2	465	0	7
	<b>Totals</b>	<b>.996</b>	<b>66</b>	<b>431</b>	<b>32</b>	<b>2</b>	<b>465</b>	<b>0</b>	<b>7</b>

**Suzuki's Career Highs**

**Hits:** 3, August 26, 2007 at Tampa Bay  
**Runs:** 3, July 29, 2007 at Seattle  
**Doubles:** 2, September 16, 2007 vs. Texas  
**Triples:** None  
**Home Runs:** 1 (seven times), last: September 10, 2007 at Seattle  
**Runs Batted In:** 4 (three times), last: September 10, 2007 at Seattle  
**Walks:** 2 (twice), last: September 15, 2007 vs. Texas  
**Strikeouts:** 3, August 14, 2007 vs. Chicago (AL)  
**Stolen Bases:** None  
**Hitting Streak:** 7, September 16 to 26, 2007  
**Hitless Streak (At Bats):** 21, July 2 to 20, 2007

**Suzuki's Career Home Run Chart**

**Multi-Homer Games:** None. **Three-Homer Games:** None. **Two-Homer Games:** None. **Grand Slams:** 1, September 10, 2007 at Seattle (Horacio Ramirez). **Pinch-Hit Home Runs:** None. **Inside-The-Park Home Runs:** None. **Game Ending Home Runs:** 1, August 16, 2007 vs. Chicago-AL (Matt Thornton). **Lead Off Home Runs:** None.

**Ryan Sweeney**

15

**Outfielder**

**Height/Weight:** 6-4 / 215

**Bats/Throws:** Left / Left

**Birthdate:** February 20, 1985

**Opening Day Age:** 23

**Birthplace/Resides:** Cedar Rapids, Iowa / Cedar Rapids, Iowa

**Major League Service:** 53 days

**Obtained:** Acquired from the Chicago White Sox with Gio Gonzalez and Fautino De Los Santos in exchange for Nick Swisher, January 3, 2008

**Contract Status:** First year of a one-year contract through 2008.



**Career Highlights**

Made his Major League debut with the White Sox in 2006 and has appeared in 33 games with Chicago over the previous two years...has a .213 average with one home run and 10 RBI...was ranked by *Baseball America* as the No. 1 Prospect in the Sox organization entering the 2007 season, the No. 3 Prospect prior to 2006, the No. 2 Prospect in 2005 and the No. 4 Prospect in 2004...was originally a second round pick out of high school by the White Sox in the 2003 draft...was named Louisville Slugger National Player of the Year at Xavier High School in Cedar Rapids, Iowa...has a .289 (.547 for 1891) career average in 499 minor league games.

**2007 Highlights**

Batted .200 with one home run and five RBI in 15 games with the White Sox...made 11 appearances in left field and three in center field...was recalled from Triple-A Charlotte on April 29 and made his season debut that day, going 0 for 2 with a walk and an outfield assist...started seven straight games from May 2-10, going 7 for 25 (.280)...notched a seven-game hitting streak from May 4-12 (8 for 24, .333)...connected on his first Major League home run on May 12 against Kansas City, a solo shot off Scott Elarton...was 1 for his last 16 (.063) before being optioned to Charlotte on May 20...hit .270 with 17 doubles, two triples, 10 home runs and 47 RBI in 105 games with the Knights...made 46 appearances in center field, 36 in right field and 29 in left field...did not commit an error and led International League outfielders with 13 assists...went 5 for 5 with a home run and three RBI on May 25 against Ottawa...compiled an 11-game hitting streak from June 6-17, going 21 for 45 (.467)...tallied four home runs and 11 RBI in four games from July 16-19, including a grand slam on July 16 against Buffalo...was on the disabled list from August 2 to 9 with a sprained right wrist...hit safely in 11 of his final 12 games from August 16-29 (13 for 44, .295), including a 10-game hitting streak from August 16-27 (12 for 36, .333)...was ranked by *Baseball America* as the No. 1 Prospect in the Sox organization entering the season...hit .286 with two doubles, a home run and 13 RBI with Phoenix of the Arizona Fall League following the season...participated in the AFL Rising Stars Showcase game and drove in the winning run with a single in the 10th inning.

**Career**

**2006**—Hit .229 with five RBI in 18 games with the White Sox...his contract was purchased from Triple-A Charlotte on September 1...made seven appearances in center field (three starts), six in right field (three starts) and six in left field...made his Major League debut as a defensive replacement in center field on September 1 at Kansas City...collected his first two hits on September 5 at Boston in his first start in right field...singled off Kason Gabbard in the sixth inning for his first ML hit...led off on September 6 at Boston, becoming the first Sox rookie to start at the top of the lineup since Willie Harris on September 25, 2002 against Boston...also picked up his first RBI with a groundout...rated by *Baseball America* as the Best Hitter For Average and Best Defensive Outfielder in the White Sox organization following the season...was also tabbed by the same publication as the No. 5 Prospect in the International League...hit .296 and established minor league career highs in doubles (25), home runs (13) and RBI (70) with the Knights...ranked ninth in the IL in average at the time of his promotion...ranked fourth in the organization in hits (133) and total bases (203), tied for fourth in RBI, seventh in average, eighth in extra-base hits (41) and ninth in home runs...was named the IL Batter of the Week for April 24-30...played in 14 games for LaGuaira in the Venezuelan Winter League, hitting .260 with one homer and seven RBI...was ranked by *Baseball America* entering the season as the No. 3 Prospect and Best Outfield Arm in the Sox organization.

**2005**—Batted .298 with 22 doubles, one home run and 47 RBI with Double-A Birmingham...ranked among the organizational leaders in average (6th) and triples (t-9th, 3)...hit his only home run on August 28 at Jacksonville (105th game)...was ranked by *Baseball America* as the No. 2 Prospect, Best Hitter For Average and Best Outfield Arm in the White Sox organization entering the campaign...also was cited as the No. 7 Prospect in the Carolina League by the same publication...was honored as the White Sox Midwest Player of the Year at the annual Pitch and Hit Club awards dinner in January 2005.

**2004**—Ranked among the organizational leaders in hits (3rd, 146) and runs scored (9th, 71) and finished second in the CL in hits at Winston-Salem...played in 14 games for Chicago in spring training, hitting .367 with three doubles and four RBI...collected hits off Bartolo Colon, LaTroy Hawkins and Carlos Zambrano...was ranked by *Baseball America* as the No. 4 Prospect in the Sox organization entering the season.

**2003**—Hit a combined .327 between Advanced Rookie Bristol and Advanced Rookie Great Falls...recorded his first professional home run on August 21 vs. Kingsport...was cited by *Baseball America* as the Best Pure Hitter and Best Athlete (along with Brian Anderson) from the Sox 2003 draft class.

**Personal/Miscellaneous**

Ryan Joseph Sweeney was recommended/signed by White Sox scouts Paul Provas and Nathan Durst...graduated from Xavier High School in Cedar Rapids, Iowa...was named Louisville Slugger National Player of the Year...was a First-Team All State selection in 2001-02...posted a 9-0 record with a 0.35 ERA with 82 strikeouts as a junior...committed to San Diego State University before signing with the White Sox.

**Lifetime Playing Record**

Year	Club	AVG.	G	AB	R	H	2B	3B	HR	RBI	SH	SF	HP	BB	SO	SB	CS	SLG	OBP	E
2003	Bristol	.313	19	67	11	21	3	0	2	5	1	0	1	7	10	3	0	.448	.387	4
	Great Falls	.353	10	34	0	12	2	0	0	4	0	0	2	3	0	2	0	.412	.389	1
2004	Winston-Salem	.283	134	515	71	146	22	3	7	66	3	2	7	40	65	8	6	.379	.342	7
2005	Birmingham	.298	113	429	64	128	22	3	1	47	7	5	7	35	53	6	6	.371	.357	3
2006	Charlotte	.296	118	449	64	133	25	3	13	70	3	2	3	35	73	7	7	.452	.350	3
	CHICAGO (AL)	.229	18	35	1	8	0	0	0	5	0	0	0	7	0	0	0	.229	.229	0
2007	Charlotte	.270	105	397	50	107	17	2	10	47	2	2	1	48	71	8	5	.398	.348	0
	CHICAGO (AL)	.200	15	45	5	9	3	0	1	5	0	0	0	4	5	0	1	.333	.265	0
<b>ML Totals</b>		<b>.213</b>	<b>33</b>	<b>80</b>	<b>6</b>	<b>17</b>	<b>3</b>	<b>0</b>	<b>1</b>	<b>10</b>	<b>0</b>	<b>0</b>	<b>0</b>	<b>4</b>	<b>12</b>	<b>0</b>	<b>1</b>	<b>.288</b>	<b>.250</b>	<b>0</b>

**Career Transactions**

**2003** — Selected by the Chicago White Sox organization in the 2nd round of the First-Year Player Draft. **2008** — Traded to the Oakland Athletics with pitchers Fautino De Los Santos and Gio Gonzalez for Nick Swisher, January 3.

**vs. The American League**

2007 AVG.	AB	H	HR	RBI	CAREER vs. TEAM	AVG.	AB	H	HR	RBI
—	0	0	0	0	Boston	.222	9	2	0	1
—	0	0	0	0	Cleveland	.000	6	0	0	0
—	0	0	0	0	Detroit	.000	3	0	0	0
.200	5	1	1	1	Kansas City	.200	5	1	1	1
.308	13	4	0	1	Los Angeles	.333	15	5	0	1
.273	11	3	0	3	Minnesota	.273	22	6	0	5
.091	11	1	0	0	New York	.091	11	1	0	0
—	0	0	0	0	Oakland	1.000	1	1	0	0
.000	3	0	0	0	Seattle	.167	6	1	0	2

**vs. The National League**

2007 AVG.	AB	H	HR	RBI	CAREER vs. TEAM	AVG.	AB	H	HR	RBI
.000	2	0	0	0	Chicago	.000	2	0	0	0

**Monthly Breakdown**

2007 AVG.	AB	H	HR	RBI	CAREER by MONTH	AVG.	AB	H	HR	RBI
.000	2	0	0	0	April	.000	2	0	0	0
.209	43	9	1	5	May	.209	43	9	1	5
—	0	0	0	0	June	—	0	0	0	0
—	0	0	0	0	July	—	0	0	0	0
—	0	0	0	0	August	—	0	0	0	0
—	0	0	0	0	September	.233	30	7	0	5
—	0	0	0	0	October	.200	5	1	0	0

**Batting Breakdown**

2007 AVG.	AB	H	HR	RBI	CAREER by CATEGORY	AVG.	AB	H	HR	RBI
.111	18	2	1	1	Home	.103	29	3	1	3
.259	27	7	0	4	Road	.275	51	14	0	7
.138	29	4	0	2	Day	.233	43	10	0	6
.313	16	5	1	3	Night	.189	37	7	1	4
.176	34	6	1	2	Grass	.190	58	11	1	5
.273	11	3	0	3	Turf	.273	22	6	0	5
.200	45	9	1	5	Pre-ASG	.200	45	9	1	5
.200	25	5	0	3	Post-ASG	.229	35	8	0	5
.167	6	1	0	0	vs. LHP	.231	13	3	0	0
.205	39	8	1	5	vs. RHP	.209	67	14	1	10
.182	11	2	0	4	RISP	.211	19	4	0	9
.500	2	1	0	2	Bases Loaded	.500	4	2	0	4
.000	2	0	0	0	Pinch Hitter	.000	5	0	0	0
—	0	0	0	0	Designated Hitter	—	0	0	0	0

**Ballpark Breakdown**

	AVG.	AB	H	HR	RBI
Angel Stadium	.385	13	5	0	1
Fenway Park	.222	9	2	0	1
Jacobs Field	.000	1	0	0	0
McAfee Coliseum	1.000	1	1	0	0
Metrodome	.273	22	6	0	5
SAFECO Field	.000	3	0	0	0
U.S. Cellular Field	.103	29	3	1	3
Wrigley Field	.000	2	0	0	0

**Fielding Statistics**

YEAR	PCT.	G	PO	A	E	TC	DP
2006	1.000	15	23	0	0	23	0
2007	1.000	14	25	1	0	26	1
<b>Totals</b>	<b>1.000</b>	<b>29</b>	<b>48</b>	<b>1</b>	<b>0</b>	<b>49</b>	<b>1</b>

**Sweeney's Career Highs**

**Hits:** 2 (three times), last: May 6, 2007 at Los Angeles (AL)  
**Runs:** 2, May 6, 2007 at Los Angeles (AL)  
**Doubles:** 2 May 6, 2007 at Los Angeles (AL)  
**Triples:** None  
**Home Runs:** 1, May 12, 2007 vs. Kansas City  
**Runs Batted In:** 2 (three times), last: May 9, 2007 at Minnesota  
**Walks:** 2, May 12, 2007 vs. Kansas City  
**Strikeouts:** 2, September 6, 2006 at Boston  
**Stolen Bases:** None  
**Hitting Streak:** 7, May 4 to 12, 2007  
**Hitless Streak (At Bats):** 12, September 6 to 13, 2006

**Sweeney's Career Home Run Chart**

**Multi-Homer Games:** None. **Three-Homer Games:** None. **Two-Homer Games:** None. **Grand Slams:** None. **Pinch-Hit Home Runs:** None. **Inside-The-Park Home Runs:** None. **Game Ending Home Runs:** None. **Lead Off Home Runs:** None.

# Non-Roster Players

## Jeff Baisley

70



### Infielder

**Height/Weight:** 6-3 / 210

**Bats/Throws:** Right / Right

**Birthdate:** December 19, 1982

**Opening Day Age:** 25

**Birthplace/Resides:** Tampa, Florida / Tampa, Florida

**Major League Service:** None

**Obtained:** Selected in the 12th round of the 2005 First-Year Player Draft

**Contract Status:** First year of a one-year contract through 2008.

### 2007 Highlights

Spent his third professional season at Double-A Midland and batted .257 with 11 home runs and 46 RBI in 101 games...missed a month of the season as he was on the disabled list from June 18 to July 20 with a strained left knee...led the Rockhounds in sacrifice flies (6) and tied for second in triples (3) and home runs...the triples were a career high...batted .271 (80 for 295) with 10 of his 11 home runs off right-handed pitching and .220 (24 for 109) against left-handers...six of his 11 home runs came in the seventh inning or later and eight were solo shots...hit .333 with runners in scoring position and two outs...batted .305 at home and .215 on the road...hit in every spot in the order from three through seven, including 64 games in the three spot where he batted .239...appeared in 96 games at third base and one at shortstop...committed 15 errors as a third baseman for a .938 fielding percentage...also hit .190 in five games at designated hitter...had his first of two two-homer games and his first of three three-RBI games on April 9 against Arkansas...was batting .352 over his first 14 games through April 23 but a 2 for 32 slump put his average at .244 at the end of April...then batted .299 in May and .328 in June...hit safely in a season high 11 consecutive games from June 3 to 13...batted .354 with four home runs and 12 RBI during the streak...had a season high four hits, including his second two-homer game of the season on June 10 at Frisco...was batting .288 with nine home runs and 33 RBI in 64 games when he went on the DL on June 18...was reinstated from the DL on July 21 and hit .201 with two home runs and 13 RBI in 37 games following his return...played for the Arizona Fall League Champion Phoenix Desert Dogs following the season and hit .203 with three home runs and 15 RBI in 21 games...appeared in seven games at third base and six at first base.

### Career

**2006**—Was named Midwest League Most Valuable Player and was a *Baseball America* Low Class-A All-Star while playing for Single-A Kane County...was also named to the ML postseason All-Star team after leading the league and ranking second in all of minor league baseball with 110 RBI...also led the ML in total bases (242) and sacrifice flies (10), tied for the league lead in runs (86), was second in home runs (22) and extra base hits (58), third in doubles (35) and slugging (.519) and eighth in batting (.298)...led the A's farm system in RBI and slugging, ranked second in home runs and was fifth in batting...led the Cougars in runs, hits (139), doubles, home runs, RBI and slugging...led ML third basemen with a .963 fielding percentage as he committed 13 errors in 112 games at third base...also led the league in total chances (350) and assists (243)...batted .359 against left-handed pitching and .281 against right-handers...hit .345 at home and .333 with runners in scoring position...was 7 for 11 (.636) with no grand slams and 20 RBI with the bases loaded...made 78 starts in the cleanup spot, 44 hitting third and two batting fifth...reached base safely via hit or walk in 110 of his 124 games...homered twice on April 14 at Clinton...hit .452 with five home runs and 33 RBI and during a 16-game hitting streak from May 20 to June 5...earned back-to-back ML Player of the Week honors from May 22 to 28 and May 29 to June 4...had three home runs and five RBI on May 25 against Wisconsin and added a season high six RBI on May 26 against the Timber Rattlers...finished May with a .373 batting average six home runs and 27 RBI in 27 games...then hit .337 in June...hit .211 with a home run, four RBI, five walks and seven runs scored in nine postseason games for Kane County.

**2005**—Made his professional debut at Short Season Single-A Vancouver and led the Canadians in games (61), RBI (38), walks (27) and hit by pitches (12) while tying for the team lead in home runs (6)...hit .252 and had a .362 on-base percentage...struck out just 27 times and ranked third in the Northwest League with 9.70 plate appearances per strikeouts...batted .311 with five of his six home runs on the road compared to .196 at home...hit .258 against right-handed pitching and .237 against left-handers...committed 11 errors in 60 games at third base for a .937 fielding percentage...led NL third basemen in assists (125)...saw his most action with 31 starts in the three spot but hit just .191 in those games...had 22 RBI over a nine-game span from July 11 to 21, including a season high five on July 11 at Eugene...hit .273 with a double and two RBI in five postseason games for Vancouver.

### Personal/Miscellaneous

Jeffrey Scot Baisley was originally signed by A's scout Steve Barningham...graduated from Land O' Lakes HS (FL) in 2001...attended the University of South Florida...hit .356 with eight home runs and 71 RBI as a senior at USF while setting a school record with 26 doubles in 2005...was a second team All-Conference USA selection in 2005...finished his four-year career with the Bulls with a .342 batting average.

## Lifetime Playing Record

Year	Club	AVG.	G	AB	R	H	2B	3B	HR	RBI	SH	SF	HP	BB	SO	SB	CS	SLG	OBP	E
2005	Vancouver	.252	61	218	28	55	15	1	6	38	2	3	12	27	27	3	5	.413	.362	11
2006	Kane County	.298	124	466	86	139	35	1	22	110	0	10	7	62	86	6	1	.519	.382	13
2007	Midland	.257	101	404	60	104	22	3	11	46	0	6	3	29	84	4	1	.408	.308	15

## Career Transactions

2005 — Selected by the Oakland Athletics organization in the 12th round of the First-Year Player draft.

## Jeremy Brown

5

## Catcher

Height/Weight: 5-10 / 222

Bats/Throws: Right / Right

Birthdate: October 25, 1979

Opening Day Age: 28

Birthplace/Resides: Birmingham, Alabama / Birmingham, Alabama

Major League Service: 45 days

Obtained: Selected as a compensation pick following the 1st round (35th selection overall) of the 2002 First-Year Player Draft

Contract Status: First year of a one-year contract through 2008.



## 2007 Highlights

Spent the entire season at Triple-A Sacramento and batted .276 with 14 home runs and 58 RBI in 94 games...added 47 walks for a .364 on-base percentage...tied for second on the River Cats in RBI and tied for third in home runs...hit .280 (67 for 239) against right-handed pitchers and .265 (27 for 102) against left-handers...his average improved slightly to .284 with runners in scoring position, but he was 3 for 14 (.214) with the bases loaded...appeared in 55 games at catcher, 15 at first base and 10 at third base...committed seven errors at catcher for a .984 fielding percentage and tossed out 17 of 55 (30.9%) attempted base stealers...hit .300 in his games as a catcher and .217 while playing first base or third base...also hit .288 in 15 games at designated hitter and was 0 for 3 as a pinch hitter...hit in every spot in the order except first and second and saw his most action with 32 games in the five spot...hit .235 with a home run and four RBI in nine games in April before going on the disabled list on April 20 with a strained right calf...was reinstated from the DL on May 13 and hit .318 with five home runs and 25 RBI over his first 39 games following his return...that boosted his average to .301 on July 3 but he hit .251 over his final 46 games to finish the year at .276...reached base safely via hit or walk in 26 consecutive games from May 14 to June 16...batted .295 with a .400 on-base percentage during the streak...was designated for assignment by Oakland on May 22 and was outrighted off the 40-man roster on May 23...had his first of five three-hit games on June 5 against Round Rock...had his first of six three-RBI games on June 11 at Fresno...had his best batting average in June when he hit .322...had six home runs and 18 RBI in 25 games in August...put together a season best 10-game hitting streak from August 17 to 26...hit .421 with three home runs and 11 RBI during the streak...batted .206 with two doubles and a RBI in eight postseason games for Sacramento as the River Cats won the Pacific Coast League Championship.

## Career

2006—Had four stints with the A's in 2006 but did not make his Major League debut until his final stint in September...was with the A's from May 9 to 13, June 1 to 3 and June 15 to 17 but did not appear in a game...was brought up for the fourth time when rosters expanded on September 1 and went 3 for 10 (.300) in five games...made his debut on September 3 against Baltimore when he pinch hit for Frank Thomas and filed out in the eighth inning...did not play again until September 27 at Seattle when he went 0 for 4 in his only ML start at designated hitter...made his only appearance at catcher on September 29...recorded his first Major League hit on September 30 at Los Angeles with a pinch hit single off Hector Carrasco in the eighth inning...went 2 for 4 with two doubles on October 1 at Los Angeles...spent the balance of the season at Sacramento, his first year at the Triple-A level...hit .255 with 13 home runs and 40 RBI in 77 games...the batting average and his .317 on-base percentage were both the lowest marks of his career...hit seven home runs in 86 at bats against left-handed pitching and six home runs in 189 at bats against right-handers...hit .256 against south paws and .254 against righties...his average improved to .299 with runners in scoring position but he was just 3 for 14 (.214) with the bases loaded...made 66 of his 77 appearances at catcher and committed just one error...also appeared in 10 games at designated hitter and made his professional debut at third base with two games...made starts in each of the final five spots in the batting order...got off to a fast start as he hit .448 with three home runs and nine RBI in his first eight games...homered in each of his first three games on April 7 and 8 at Portland and April 10 at Tacoma...then went 10 for 40 (.250) with no home runs and two RBI over his next 11 games and was batting .333 when the A's called for the first time on May 9...returned to Sacramento on May 16 and went 6 for 31 (.194) with three home runs and four RBI in nine games before the A's called against on June 1...had his lone two homer game of the season on May 21 against Omaha...optioned to Sacramento on June 4 and went 4 for 19 (.211) over six games before he was called up to Oakland a third time on June 15...was sent back to the River Cats for the final time on June 18 and hit .237 with seven home runs and 24 RBI over his final 43 games...his best hitting streak was an eight-game streak from July 24 to August 5 (14 for 32, .438) which included a stretch of five consecutive games with a double...had a season high four RBI on August 26 at Fresno.

2005—Returned to Double-A Midland for the third consecutive year and had 20 home runs and 72 RBI, both career highs...also had career highs in runs (65), hit by pitches (11) and strikeouts (88) and matched his best in doubles (27) and triples (1)...batted .261 in 115 games...

finished second on the Rockhounds in home runs...helped lead Midland to the Texas League Championship as he batted .419 with three home runs, 15 RBI and a .513 on-base percentage in nine post-season games to earn TL Playoffs Most Valuable Player honors...batted .266 with 14 of his 20 home runs against right-handed pitchers and .250 against left-handers during the regular season...hit 15 of his 20 home runs on the road...his average dropped to .250 with runners in scoring position, including .214 with RISP and two outs, but he was 4 for 7 (.571) with a grand slam and 15 RBI with the bases loaded...appeared in 106 games at catcher, five at designated hitter and four at first base...committed 12 errors as a catcher which was second most in the TL...led league catchers with 761 total chances for a .984 fielding percentage...tossed out 33 of 144 (22.9%) attempted base stealers and his 111 stolen bases allowed tied for the most in all of the minor leagues (Matt Houston, Delmarva)...batted .300 or better in a month twice, hitting .302 in May and .306 in August...had a season best 10-game hitting streak from July 15 to 25 (15 for 38, .395)...had a season best six RBI on July 16 against Tulsa and capped the streak with a grand slam and four RBI on July 25 at Frisco...hit three home runs and had his lone four-hit game of the season on August 12 at Springfield...earned TL Player of the Week honors for the week of August 8-14 when he batted .458 (11 for 24) with four doubles, three home runs and eight RBI.

**2004**—Played a full season for the first time in his professional career, appearing in a career high 122 games at Double-A Midland...batted .256 with six home runs and 49 RBI in his second consecutive season with the Rockhounds...in addition to games, he also had career highs in at bats (446), hits (114), doubles (27) and walks (71)...finished second on the Rockhounds in walks and led the club with 20 grounded into double plays...batted .275 against left handed pitching and .248 against right-handers...his average dropped to .189 with runners in scoring position, including .059 with the bases loaded...appeared in 87 games at catcher and batted .301 with all six of his home runs and 42 of his 49 RBI in those contests...also batted .133 in 35 games as the designated hitter...finished July with a .324 batting average, his best one month batting average in 2004...played for the Arizona Fall League Champion Phoenix Desert Dogs following the season and hit .353 with two home runs and 12 RBI in 14 games...added eight walks for a .477 on-base percentage.

**2003**—Spent the entire season at Double-A Midland but was limited to just 66 games because of a sprained left thumb...batted .275 with five home runs and 37 RBI...added 41 walks for a .388 on-base percentage...batted .286 against right handed pitching and .241 against left-handers...was 3 for 6 (.500) with a double and eight RBI with the bases loaded...made 63 of his 66 appearances at catcher, with the other three coming at designated hitter...batted .222 in April, .283 in May and .323 in June...homered twice in his first six games, went 44 games without a homer and then homered three times in his final 16 contests...put together a season high 11-game hitting streak from May 31 to June 13 (16 for 38, .421)...was placed on the disabled list with a sprained left thumb on June 27 and missed the remainder of the season.

**2002**—Batted a combined .307 with 10 home runs and 41 RBI in 65 games at Vancouver and Visalia after signing with the A's following the June draft...added 54 walks which fueled a .451 on-base percentage...had 15 doubles in addition to his 10 home runs for a .516 slugging percentage...began his professional career at Vancouver and hit .286...transferred to Single-A Visalia on July 1 and hit .310 with 10 home runs and 40 RBI in 55 games...added 44 walks for a .444 on-base percentage and slugged .545...batted .381 against left handed pitching and .290 against right-handers...average improved to .367 with runners in scoring position...hit .333 with a double and two walks in two playoff games for Visalia.

**Personal/Miscellaneous**

Jeremy Scott Brown was originally signed by A's scout Billy Owens...was drafted by the A's following the first round (35th selection overall) of the 2002 draft as a compensation pick for the loss of free agent Jason Giambi to the New York Yankees...attended the University of Alabama where he posted a .337 (307 for 910) career average with 46 home runs and 231 RBI...was named to the *Baseball America* Freshman All-America team as a designated hitter after hitting .347 with 15 HR and 69 RBI, helping fourth ranked Alabama reach the College World Series...was an All-SEC selection at catcher as a junior (.363, 10 HR, 48 RBI) and senior (.320, 11 HR, 64 RBI)...led all NCAA Division I players as a senior with 69 walks in 66 games.

**Lifetime Playing Record**

Year	Club	AVG.	G	AB	R	H	2B	3B	HR	RBI	SH	SF	HP	BB	SO	SB	CS	SLG	OBP	E
2002	Vancouver	.286	10	28	7	8	1	0	0	1	0	0	1	10	5	1	0	.321	.487	1
	Visalia	.310	55	187	36	58	14	0	10	40	2	1	2	44	49	1	1	.545	.444	6
2003	Midland	.275	66	233	37	64	10	1	5	37	0	1	3	41	38	3	0	.391	.388	7
2004	Midland	.256	122	446	59	114	27	0	6	49	3	2	4	71	80	2	1	.357	.361	6
2005	Midland	.261	115	394	65	103	27	1	20	72	0	5	11	52	88	0	0	.487	.359	13
2006	Sacramento	.255	77	275	41	70	14	0	13	40	0	4	4	23	60	0	0	.447	.317	1
	OAKLAND	.300	5	10	1	3	2	0	0	0	0	0	0	1	1	0	0	.500	.364	0
2007	Sacramento	.276	94	341	46	94	22	1	14	58	0	1	1	47	74	0	0	.469	.364	9
<b>M.L. Totals</b>		<b>.300</b>	<b>5</b>	<b>10</b>	<b>1</b>	<b>3</b>	<b>2</b>	<b>0</b>	<b>0</b>	<b>0</b>	<b>0</b>	<b>0</b>	<b>0</b>	<b>1</b>	<b>1</b>	<b>0</b>	<b>0</b>	<b>.500</b>	<b>.364</b>	<b>0</b>

**Career Transactions**

**2001** — Selected by the Boston Red Sox organization in the 19th round of the June draft; did not sign. **2002** — Selected by the Oakland Athletics organization as a compensation pick following the 1st round of the First-Year Player Draft, June 4.

**vs. The American League**

2007 AVG.	AB	H	HR	RBI	CAREER vs. TEAM	AVG.	AB	H	HR	RBI
—	0	0	0	0	Baltimore	.000	1	0	0	0
—	0	0	0	0	Los Angeles	.600	5	3	0	0
—	0	0	0	0	Seattle	.000	4	0	0	0



Monthly Breakdown

2007 AVG.	AB	H	HR	RBI	CAREER by MONTH	AVG.	AB	H	HR	RBI
—	0	0	0	0	September	.167	6	1	0	0
—	0	0	0	0	October	.500	4	2	0	0

Batting Breakdown

2007 AVG.	AB	H	HR	RBI	CAREER by CATEGORY	AVG.	AB	H	HR	RBI
—	0	0	0	0	Home	.000	1	0	0	0
—	0	0	0	0	Road	.333	9	3	0	0
—	0	0	0	0	Day	.400	5	2	0	0
—	0	0	0	0	Night	.200	5	1	0	0
—	0	0	0	0	Grass	.300	10	3	0	0
—	0	0	0	0	Turf	—	0	0	0	0
—	0	0	0	0	Pre-ASG	—	0	0	0	0
—	0	0	0	0	Post-ASG	.300	10	3	0	0
—	0	0	0	0	vs. LHP	.500	2	1	0	0
—	0	0	0	0	vs. RHP	.250	8	2	0	0
—	0	0	0	0	RISP	.000	2	0	0	0
—	0	0	0	0	Bases Loaded	.000	0	0	0	0
—	0	0	0	0	Pinch Hitter	.333	3	1	0	0
—	0	0	0	0	Designated Hitter	.300	10	3	0	0

Ballpark Breakdown

	AVG.	AB	H	HR	RBI
Angel Stadium of Anaheim	.600	5	3	0	0
McAfee Coliseum	.000	1	0	0	0
Safeco Field	.000	4	0	0	0

Fielding Statistics

Catcher								
YEAR	PCT.	G	PO	A	E	TC	DP	PB
2006	1.000	1	2	0	0	2	0	0
<b>Totals</b>	<b>1.000</b>	<b>1</b>	<b>2</b>	<b>0</b>	<b>0</b>	<b>2</b>	<b>0</b>	<b>0</b>

Brown's Career Highs

**Hits:** 2, October 1, 2006 at Los Angeles (AL)  
**Runs:** 1, October 1, 2006 at Los Angeles (AL)  
**Doubles:** 2, October 1, 2006 at Los Angeles (AL)  
**Triples:** 0  
**Home Runs:** 0  
**Runs Batted In:** 0  
**Walks:** 1, September 27, 2006 at Seattle  
**Strikeouts:** 1, September 27, 2006 at Seattle  
**Stolen Bases:** 0  
**Hitting Streak:** 2, September 30, 2006 to present  
**Hitless Streak (At Bats):** 5, September 3 to 27, 2006

Brown's Career Home Run Chart

**Multi-Homer Games:** None. **Three-Homer Games:** None. **Two-Homer Games:** None. **Grand Slams:** None. **Pinch-Hit Home Runs:** None. **Inside-The-Park Home Runs:** None. **Game Ending Home Runs:** None. **Lead Off Home Runs:** None.

A's Winter League Batting Statistics

BATTERS	CLUB	LEAGUE	AVG	G	AB	R	H	2B	3B	HR	RBI	BB	SO	SB	CS	OBP	SLG
Baisley, Jeff	Phoenix Desert Dogs	AFL	.203	21	79	7	16	4	0	3	15	6	20	0	0	.258	.367
Cunningham, Aaron	Scottsdale Scorpions	AFL	.267	24	86	12	23	2	0	2	15	11	20	3	2	.385	.360
Fiorentino, Jeff	Phoenix Desert Dogs	AFL	.152	9	33	5	5	1	0	0	3	4	10	2	0	.282	.182
Gonzalez, Carlos	Aguilas del Zulia	VWL	.262	43	145	16	38	6	3	2	15	17	28	1	2	.337	.386
Mitchell, Jermaine	Waikiki BeachBoys	HWB	.250	29	88	10	22	3	1	0	8	17	24	2	7	.368	.307
Padron, Raul	Phoenix Desert Dogs	AFL	.320	18	50	3	16	4	0	1	3	5	10	0	0	.404	.460
Padron, Raul	Leones del Caracas	VWL	.231	14	13	0	3	0	0	0	1	0	5	0	0	.231	.231
Pennington, Cliff	Phoenix Desert Dogs	AFL	.241	23	58	14	14	4	0	1	10	18	9	9	0	.410	.362
Petit, Gregorio	Leones del Caracas	VWL	.225	29	71	6	16	1	0	0	8	5	13	1	1	.269	.239
Sellers, Justin	Waikiki BeachBoys	HWB	.281	27	89	13	25	7	1	1	15	9	22	6	2	.360	.416
Sweeney, Ryan	Phoenix Desert Dogs	AFL	.286	23	84	13	24	2	0	1	13	9	18	5	1	.347	.345
Valdez, Alex	Leones del Escogido	DWL	.200	2	5	0	1	0	0	0	0	0	0	1	0	.200	.200

## Troy Cate

49



## Left-Handed Pitcher

Height/Weight: 6-1 / 221

Bats/Throws: Left / Left

Birthdate: October 21, 1980

Opening Day Age: 27

Birthplace/Resides: Fallbrook, California / Temecula, California

Major League Service: 42 days

Obtained: Signed as a free agent to a minor league contract, November 19, 2007

Contract Status: First year of a one-year contract through 2008.

## 2007 Highlights

Made his Major League debut with St. Louis and had no decisions and a 3.38 ERA in 14 relief appearances over two stints...yielded a .290 opponents batting average, including .259 (7 for 27) against left-handed hitters and .314 (11 for 35) against right-handers...allowed 2 of 8 (25.0%) inherited runners to score and first batters faced were 4 for 13 (.308) with a walk...was recalled for the first time on May 27 and made his ML debut that day against Washington (1.1 ip, 1 h, 1 so)...fanned Ryan Zimmerman with one out in the ninth inning for his first big league strikeout...added another scoreless inning the next day at Colorado and had two scoreless outings (2.1 ip) before he was optioned back to Memphis on June 2...returned again on June 18 and tossed a career high 2.0 scoreless innings in his first outing on June 20 against Kansas City...had his first of three two-strikeout games on June 24 against Philadelphia...posted a 1.35 ERA (2 er in 13.1 ip) over his first 11 outings during his second stint before allowing four runs on four hits and three walks in 0.1 innings on July 21 at Atlanta...was optioned to Memphis the next day and spent the remainder of the season with the Redbirds...was 2-5 with a 6.81 ERA in 33 appearances, nine starts, at Triple-A...was 1-5 with a 6.23 ERA in his nine starting assignment and 1-0 with a 7.71 ERA in 24 relief appearances...allowed a .304 opponents batting average, which included a .303 (27 for 89) mark against left-handed hitters and .305 (61 for 200) against right-handers...his opponents average jumped to .351 with runners in scoring position...allowed 2 of 10 (20.0%) inherited runners to score...tied for the Pacific Coast League lead among pitchers with five errors...pitched out of the bullpen in six of his first seven appearances through April 22 and allowed just one run in 13.1 innings for a 0.68 ERA...that included 5.0 scoreless innings in his first start on April 15 at Oklahoma, a no decision in a 2-0 loss...moved into the rotation full time on April 27 against Iowa and picked up his first win of the season, allowing three runs on seven hits in five innings...lost three of his next four starts, including May 18 against Round Rock when he struck out a season high five in 4.0 innings...went 1-3 with a 6.35 ERA over a six start stretch from April 27 to May 23 before earning his first promotion to St. Louis on May 27...went 0-2 with an 8.49 ERA in three games, two starts, during his second stint at Memphis from June 2 to 18...then pitched exclusively in relief following his final option from St. Louis on July 21...posted an 11.00 ERA in 17 outings following his return...allowed six runs in 1.0 inning on August 8 at Portland and eight runs in 1.2 innings on August 22 at Albuquerque...was designated for assignment on September 14 and was outrighted off the Cardinals 40-man roster on September 19...pitched for two teams during the winter...had no decisions, three saves and a 2.70 ERA in six relief appearances for Mazatlan of the Mexican Pacific Winter League in November (6.2 ip, 8 h, 2 r, 2 er, 1 bb, 6 so)...then pitched for Cibao in the Dominican Winter League in December and posted a 20.25 ERA in three outings (1.1 ip, 3 h, 3 r, 3 er, 2 bb, 1 so)...also compiled a 4.15 ERA in six postseason appearances for Cibao (4.1 ip, 4 h, 2 r, 2 er, 2 bb, 4 so).

## Career

**2006**—Emerged as one of the top relievers in the Cardinals farm system...combined to go 3-3 with two saves, a 1.27 ERA and 78 strikeouts in 56.2 innings pitched between Single-A Palm Beach and Double-A Springfield...limited opponents to a .127 batting average, which was second best among all relievers in Minor League Baseball...began the season with Palm Beach and appeared in 34 games while posting a 2-2 record and 1.54 ERA...promoted to Springfield in mid-August and allowed just five hits and two runs, one earned, in 15.2 innings spanning 10 outings...he struck out 20, while walking six and holding opponents to a .096 batting average...was not scored upon in his final 16 appearances at Palm Beach from June 24 to August 10 (19.1 ip)...allowed just six hits over this span...struck out five of six batters faced in two separate outings: on July 4 vs. Jupiter and for Springfield on August 31 at Tulsa...posted the win in his first appearance at Springfield on August 12, retiring all six batters he faced...allowed his first run with Springfield in his fourth outing on August 19 at Frisco, ending a 19-game scoreless streak that began on June 24 while with Palm Beach...the scoreless streak encompassed 24.2 innings...pitched for Mazatlan in the Mexican Pacific Winter League and went 3-1 with a 1.21 ERA in six games, four starts...in three postseason starts, he allowed three runs on eight hits over 21 innings of work (1.29 ERA) while striking out 21.

**2005**—Made a permanent move to the bullpen and saw action in 23 games for Single-A Inland Empire...compiled a 4-4 record and 2.53 ERA while battling left elbow tendinitis that caused a trip to the disabled list from April 23 to June 16...allowed a .221 opponents batting average, including .187 by right-handed hitters and .264 by left-handers...allowed just one home run in 42.2 innings...opponents hit .179 with runners in scoring position and two outs.

**2004**—Began the season at Double-A San Antonio where he went 2-5 with a 6.35 ERA in 12 starts...finished his season at Single-A Inland Empire and won all three decisions in seven appearances, three starts...compiled a 2.61 ERA...was 5-5 with a 5.35 ERA in 19 games, 15 starts, overall.

**2003**—Ranked second in the California League with 153 strikeouts while with Inland Empire...was also fourth with 160.0 innings pitched...had nine wins, second most on the team...allowed two runs on three hits while striking out a season-high 14 batters on August 13 vs. Bakersfield...earned a spot start for Triple-A Tacoma and posted the win, allowing an earned run on four hits while striking out six in 5.1 innings at Fresno.

**2002**—Named a short-season All-Star by *Baseball America* after a successful rookie season with Everett...named the Most Valuable Pitcher at Everett by the Mariners...his 95 strikeouts were second most in the Northwest League and 85.1 innings pitched were third most...tossed the league's lone complete game shutout in his final start on September 3 vs. Eugene (9.0 ip, 3 h, 0 bb, 10 so).

**Personal/Miscellaneous**

Troy Patrick Cate...graduated from Fall Brook (CA) High School in 1998...led Brigham Young University with a 2.35 ERA in 69.0 innings in 2002...finished the year with an 8-2 record and tossed four complete games with three shutouts...is married, Holly.

Lifetime Pitching Record																					
Year	Club	W	L	ERA	G	GS	CG	SHO	SV	IP	H	R	ER	HR	HB	BB	IBB	SO	WP	BK	
2002	Everett	6	1	2.00	16	12	1	1	0	85.1	62	21	19	6	2	11	0	95	4	0	
2003	Inland Empire	9	11	4.11	27	25	0	0	0	160.0	165	79	73	10	10	37	1	153	7	2	
	Tacoma	1	0	1.69	1	1	0	0	0	5.1	4	3	1	2	1	2	0	6	0	0	
2004	San Antonio	2	5	6.35	12	12	0	0	0	56.2	74	44	40	7	2	20	0	35	1	1	
	Inland Empire	3	0	2.61	7	3	0	0	0	20.2	21	8	6	2	0	6	0	24	0	0	
2005	Inland Empire	4	4	2.53	23	0	0	0	1	42.2	36	21	12	1	7	25	0	54	5	1	
2006	Palm Beach	2	2	1.54	34	0	0	0	1	41.0	19	8	7	3	1	13	0	58	1	0	
	Springfield	1	1	0.57	10	0	0	0	1	15.2	5	2	1	1	1	6	0	20	1	0	
2007	Memphis	2	5	6.81	33	9	0	0	0	71.1	88	61	54	14	0	30	3	60	2	0	
	ST. LOUIS	0	0	3.38	14	0	0	0	0	16.0	18	7	6	1	0	9	0	12	0	0	
<b>ML Totals</b>		<b>0</b>	<b>0</b>	<b>3.38</b>	<b>14</b>	<b>0</b>	<b>0</b>	<b>0</b>	<b>0</b>	<b>16.0</b>	<b>18</b>	<b>7</b>	<b>6</b>	<b>1</b>	<b>0</b>	<b>9</b>	<b>0</b>	<b>12</b>	<b>0</b>	<b>0</b>	

**Career Transactions**

**2002** — Selected by the Seattle Mariners organization in the 6th round of the First-Year Player Draft. **2005** — Released, September 2. **2006** — Signed by the St. Louis Cardinals organization to a minor league contract, January 14. **2007** — Elected free agency, October 29; signed by the Oakland Athletics organization to a minor league contract, November 19.

**vs. The American League**

2007	CAREER vs. TEAM										ERA									
ERA	W	L	SV	G	IP	H	HR	ER	SO		ERA	W	L	SV	G	IP	H	HR	ER	SO
0.00	0	0	0	1	2.0	0	0	0	1	Kansas City	0.00	0	0	0	1	2.0	0	0	0	1

**vs. The National League**

2007	CAREER vs. TEAM										ERA									
ERA	W	L	SV	G	IP	H	HR	ER	SO		ERA	W	L	SV	G	IP	H	HR	ER	SO
27.00	0	0	0	2	1.1	5	0	4	0	Atlanta	27.00	0	0	0	2	1.1	5	0	4	0
3.86	0	0	0	2	2.1	3	1	1	2	Cincinnati	3.86	0	0	0	2	2.1	3	1	1	2
0.00	0	0	0	1	1.0	0	0	0	0	Colorado	0.00	0	0	0	1	1.0	0	0	0	0
0.00	0	0	0	1	0.1	0	0	0	1	Florida	0.00	0	0	0	1	0.1	0	0	0	1
0.00	0	0	0	1	1.0	0	0	0	1	New York	0.00	0	0	0	1	1.0	0	0	0	1
2.08	0	0	0	3	4.1	4	0	1	5	Philadelphia	2.08	0	0	0	3	4.1	4	0	1	5
0.00	0	0	0	2	2.1	5	0	0	1	San Francisco	0.00	0	0	0	2	2.1	5	0	0	1
0.00	0	0	0	1	1.1	1	0	0	1	Washington	0.00	0	0	0	1	1.1	1	0	0	1

### Recent Non-Roster Invitees To Play For Oakland

<p><b>2007:</b> J.J. Furmaniak, Erasmo Ramirez</p> <p><b>2006:</b> Doug Clark, Randy Keisler</p> <p><b>2005:</b> Hiram Bocachica, Jermaine Clark, Britt Reames</p> <p><b>2004:</b> Ramon Castro</p> <p><b>2003:</b> Mike Edwards, David McCarty, Adam Melhuse</p> <p><b>2002:</b> Jose Flores, Larry Sutton</p> <p><b>2001:</b> Andy Abad, Erik Hiljus, Robin Jennings, Tom Wilson</p> <p><b>2000:</b> Jon Ratliff, Rich Sauveur, Jeff Tam</p> <p><b>1999:</b> John Jaha, Kevin Jarvis</p> <p><b>1998:</b> Jim Dougherty, Gil Heredia, Kevin Mitchell, Jack Voigt</p> <p><b>1997:</b> Patrick Lennon, Richie Lewis, Dave Magadan, Mike Oquist</p>	<p><b>1996:</b> Rafael Bournigal, Paul Fletcher, Buddy Groom, Torey Lovullo, Matt Stairs, Dave Telgheder</p> <p><b>1994:</b> Geronimo Berroa, Steve Ontiveros, Ed Vosberg</p> <p><b>1993:</b> Dale Sveum, Curt Young</p> <p><b>1992:</b> Rich Gossage, Mike Kingery, Jeff Parrett</p> <p><b>1991:</b> Brad Kommink</p> <p><b>1989:</b> Chris Bando, Billy Beane, Bill Dawley, Brian Snider</p> <p><i>Note: List only includes players not with the A's organization the previous year</i></p>
---	---

FRONT OFFICE

Monthly Breakdown

2007											CAREER										
ERA	W	L	SV	G	IP	H	HR	ER	SO	by MONTH	ERA	W	L	SV	G	IP	H	HR	ER	SO	
—	0	0	0	0	0.0	0	0	0	0	April	—	0	0	0	0	0.0	0	0	0	0	
0.00	0	0	0	2	2.1	1	0	0	1	May	0.00	0	0	0	2	2.1	1	0	0	1	
1.50	0	0	0	5	6.0	2	0	1	5	June	1.50	0	0	0	5	6.0	2	0	1	5	
5.87	0	0	0	7	7.2	15	1	5	6	July	5.87	0	0	0	7	7.2	15	1	5	6	
—	0	0	0	0	0.0	0	0	0	0	August	—	0	0	0	0	0.0	0	0	0	0	
—	0	0	0	0	0.0	0	0	0	0	September	—	0	0	0	0	0.0	0	0	0	0	

2008 ATHLETICS

Pitching Breakdown

2007											CAREER										
ERA	W	L	SV	G	IP	H	HR	ER	SO	by CATEGORY	ERA	W	L	SV	G	IP	H	HR	ER	SO	
1.08	0	0	0	6	8.1	7	0	1	6	Home	1.08	0	0	0	6	8.1	7	0	1	6	
5.87	0	0	0	8	7.2	11	1	5	6	Road	5.87	0	0	0	8	7.2	11	1	5	6	
1.59	0	0	0	5	5.2	5	1	1	5	Day	1.59	0	0	0	5	5.2	5	1	1	5	
4.35	0	0	0	9	10.1	13	0	5	7	Night	4.35	0	0	0	9	10.1	13	0	5	7	
3.38	0	0	0	14	16.0	18	1	6	12	Grass	3.38	0	0	0	14	16.0	18	1	6	12	
—	0	0	0	0	0.0	0	0	0	0	Turf	—	0	0	0	0	0.0	0	0	0	0	
1.42	0	0	0	10	12.2	10	1	2	9	Pre-ASG	1.42	0	0	0	10	12.2	10	1	2	9	
10.80	0	0	0	4	3.1	8	0	4	3	Post-ASG	10.80	0	0	0	4	3.1	8	0	4	3	
—	0	0	0	0	0.0	0	0	0	0	Starter	—	0	0	0	0	0.0	0	0	0	0	
3.38	0	0	0	14	16.0	18	1	6	12	Reliever	3.38	0	0	0	14	16.0	18	1	6	12	

REVIEW

Ballpark Breakdown

	ERA	W	L	SV	G	IP	H	HR	ER	SO
Busch Stadium	1.08	0	0	0	6	8.1	7	0	1	6
Citizens Bank Park	0.00	0	0	0	1	1.2	3	0	0	2
Coors Field	0.00	0	0	0	1	1.0	0	0	0	0
Dolphin Stadium	0.00	0	0	0	1	0.1	0	0	0	1
Great American	3.86	0	0	0	2	2.1	3	1	1	2
Shea Stadium	0.00	0	0	0	1	1.0	0	0	0	1
Turner Field	27.00	0	0	0	2	1.1	5	0	4	0

RECORDS

Fielding Statistics

Pitcher										
YEAR	PCT.	G	PO	A	E	TC	DP			
2007	1.000	14	2	0	0	2	0			
<b>Totals</b>	<b>1.000</b>	<b>14</b>	<b>2</b>	<b>0</b>	<b>0</b>	<b>2</b>	<b>0</b>			

HISTORY

Cate's Career Highs

**Low Hit Complete Game:** None  
**Innings Pitched:** 2.0 (three times), last: July 6, 2007 vs. San Francisco  
**Fewest Innings Pitched, Starter:** None  
**Hits:** 4, July 21, 2007 at Atlanta  
**Runs:** 4, July 21, 2007 at Atlanta  
**Earned Runs:** 4, July 21, 2007 at Atlanta

HISTORY

Brooks Conrad

62

Infielder

Height/Weight: 5-11 / 190

Bats/Throws: Switch / Right

Birthdate: January 16, 1980


Opening Day Age: 28

Birthplace/Resides: San Diego, California / Spring Valley, California

Major League Service: None

Obtained: Signed as a free agent to a minor league contract, December 8, 2007

Contract Status: First year of a one-year contract through 2008.



OPPONENTS

2007 Highlights

For the second consecutive season, he spent the entire season at Triple-A Round Rock...batted .218 with 22 home runs and 70 RBI in 139 games...had career highs in games, at bats (533) and strikeouts (144)...led the Pacific Coast League in strikeouts and tied for third in games...topped the Houston farm system in runs (85) and strikeouts and tied for second in home runs...led Round Rock in games, at bats, runs, doubles (36), walks (63) and strikeouts...now has a .263 career average in 876 minor league games...has 212 doubles, 52 triples, 114 home runs, 520 RBI and 98 stolen bases in his seven professional seasons...his 2007 batting average including a .211 (37 for 175) mark against left-handed pitching and .221 (79 for 358) against right-handers...his average dropped to .207 with runners in scoring position, including .182 with RISP

PLAYER DEVELOPMENT

MISCELLANEOUS

and two outs...hit 15 of his 22 home runs on the road and 15 were solo shots...hit .227 or lower in every month of the season except July when he batted .266...appeared in 123 games at second base, 13 games at third base and also made his professional debut with two games at catcher...led PCL second basemen in games, putouts (239) and errors (15)...had a .974 fielding percentage as a second baseman...hit .199 in 62 games batting third and .236 in 51 games hitting second...had a season high three RBI on April 12 against Omaha...was hitting just .188 over his first 19 games before putting together a season best seven-game hitting streak from April 24 to May 1...hit .379 during the streak to boost his average to .247...capped the streak on on May 1 at New Orleans when he went 3 for 5 with three doubles...it was his first of five three-hit games...had his average as high as .261 on May 12 but then hit .164 over a 46-game stretch from May 13 to July 1...stole a season high two bases on May 18 at Memphis and matched that on May 22 against Iowa...made his first career appearance at catcher on May 30 against Fresno and his second appearance came on June 7 at Oklahoma...batted .303 over a 16-game stretch from July 2 to 22...that included his lone two homer game of the season on July 16 at Iowa...had another seven-game hitting streak from August 11 to 17 (10 for 34, .294) but then went 10 for 63 (.159) over his final 17 games.

**Career**

**2006**—Spent the season at Triple-A Round Rock and led all of minor league baseball with 79 extra-base hits, including 40 doubles, 15 triples and 24 home runs...tied for second in the minors in triples, was fourth in total bases (284) and tied for ninth in runs scored (100)...led the Pacific Coast League in triples and runs scored, while hitting .267...had minor league career highs in runs, doubles, triples, home runs and slugging (.534) and matched his best in RBI (94)...led the Express with 41 multi-hit games and 22 multi-RBI games...appeared in 138 games, 100 as a second baseman and 38 as a third baseman...socked two home runs on April 16 vs. Iowa, including a walk-off two-run blast with two outs in the ninth inning to give the Express a 6-4 victory...also hit two homers on August 23 against Albuquerque, finishing 3 for 4 with a season high four RBI...went 4 for 4 with two doubles and a home run on May 1 vs. Oklahoma...hit .320 with nine home runs and 20 RBI in August...stole 15 bases in 21 attempts and recorded a two-steal game on June 14 at Albuquerque.

**2005**—Split the season between Triple-A Round Rock and Double-A Corpus Christi and batted a combined .259 with 23 home runs and 68 RBI in 135 games...added a career high 68 walks and 20 stolen bases...led the Astros farm system in runs (97) and ranked fifth in home runs...hit .263 with 21 home runs and 57 RBI in 113 games with Round Rock...led Pacific Coast League second basemen with a .989 fielding percentage as he committed just seven errors in 108 games...had a pair of two homer games on July 4 at Iowa and August 12 against Oklahoma...in 22 games with Corpus Christi, he batted .234 with two homers and 11 RBI...stole eight bases without being caught with the Hooks

**2004**—Named Double-A Round Rock's team MVP...led the Texas League in doubles (38) and sacrifice flies (12), ranked second in extra-base hits (57), fourth in RBI (83) and tied for ninth in batting (.290)...earned TL All-Star and Postseason All-Star honors...his batting average was a career high as were his 12 hit by pitches...named Round Rock's Offensive Player of the Month for July and August...twice earned TL Player of the Week honors (July 5-11 and August 9-15)...connected for a grand slam on May 9 against Tulsa.

**2003**—Began the season at Lexington and hit .183 with three home runs and 11 RBI in 38 games before he was transferred to Salem on May 13...led Salem in RBI (61) and ranked second in doubles (24) and home runs (11) while batting .284...combined for a .256 batting average, 14 home runs and 72 RBI in 137 games.

**2002**—Named a Midwest League All-Star at Single-A Michigan after batting .284 with 14 home runs and 94 RBI in 133 games...led the league in triples (14), tied for the lead in runs (94) and tied for third in RBI and total bases (238)...tied for fifth in all of minor league baseball in triples...had career highs in RBI and hits (143).

**2001**—Was named team MVP at Single-A Pittsfield after hitting .280 with four home runs and 39 RBI...tied for third in the New York-Penn League with five triples...broke up a no-hitter against Peoria's Tyler Johnson, when his batted ball hit baserunner Kerry Hodges, who had walked with two out in the eighth inning...was credited with a single, ending Johnson's no-hit bid.

**Personal/Miscellaneous**

Brooks Litchfield Conrad...attended Arizona State University, where he played baseball from 1999-2001...named first-team All-Pac 10 in back-to-back seasons (2000-01)...hit .336 with 10 home runs and 67 RBI during his sophomore season at ASU as the Sun Devils reached the first round of the College World Series...became the 18th player to hit a home run over the green monster at Arizona State University's Packard Stadium on May 14, 2000...spent two summers playing baseball in Alaska for the Goldpanners of Fairbanks...helped conduct baseball camps for Fairbanks kids...is married, Jessie.

**Lifetime Playing Record**

Year	Club	AVG.	G	AB	R	H	2B	3B	HR	RBI	SH	SF	HP	BB	SO	SB	CS	SLG	OBP	E
2001	Pittsfield	.280	65	232	41	65	16	5	4	39	4	6	13	26	52	14	2	.444	.375	16
2002	Michigan	.287	133	499	94	143	25	14	14	94	1	8	7	62	102	18	8	.477	.368	16
2003	Lexington	.186	38	140	20	26	5	2	3	11	1	0	3	17	25	7	1	.314	.288	7
	Salem	.284	99	345	50	98	24	3	11	61	5	3	6	42	60	4	2	.467	.369	15
2004	Round Rock	.290	129	480	84	139	38	6	13	83	5	12	1	63	105	8	7	.475	.365	13
2005	Round Rock	.263	113	418	84	110	22	3	21	57	5	4	4	52	104	12	3	.481	.347	7
	Corpus Christi	.234	22	77	13	18	6	1	2	11	0	0	1	16	15	8	0	.416	.372	3
2006	Round Rock	.267	138	532	100	142	40	15	24	94	1	8	4	54	135	15	6	.534	.334	12
2007	Round Rock	.218	139	533	85	116	36	3	22	70	1	3	5	63	144	12	3	.420	.305	17

**Career Transactions**

**2001** — Selected by the Houston Astros organization in the 8th round of the June draft. **2007** — Elected free agency, October 29; signed by the Oakland Athletics organization to a minor league contract, December 8.

FRONT OFFICE  
2008 ATHLETICS  
REVIEW  
RECORDS  
HISTORY  
OPONENTS  
PLAYER DEVELOPMENT  
MISCELLANEOUS

# Aaron Cunningham

75



## Outfielder

**Height/Weight:** 5-11 / 195

**Bats/Throws:** Right / Right

**Birthdate:** April 24, 1986

**Opening Day Age:** 21

**Birthplace/Resides:** Anchorage, Alaska / Port Orchard, Washington

**Major League Service:** None

**Obtained:** Acquired from the Arizona Diamondbacks with pitchers Brett Anderson, Dana Eveland and Greg Smith, infielder Chris Carter and outfielder Carlos Gonzalez in exchange for pitchers Dan Haren and Connor Robertson, December 14, 2007

**Contract Status:** First year of a one-year contract through 2008.

## 2007 Highlights

Started the season in the Chicago White Sox organization, was traded to Arizona during the season and was dealt to Oakland following the season...was hitting .294 with eight home runs and 37 RBI at Single-A Winston-Salem in the White Sox farm system when he was traded to the Diamondbacks for second baseman Danny Richar on June 16...was assigned to Single-A Visalia and hit .358 with three home runs and 20 RBI in 29 games before he was promoted to Double-A Mobile on July 29...batted .288 with five home runs and 20 RBI in 31 games with the Bay Bears...hit a combined .308 with 16 home runs and 77 RBI in 127 games with all three teams and was traded to Oakland during the off season on December 14 as one of six players the A's received in the Dan Haren trade...added 31 doubles and 10 triples for a .509 slugging percentage...walked 51 times for a .375 on-base percentage...added 28 stolen bases...tied for fourth in all of minor league baseball in sacrifice flies (10) and tied for 12th in runs scored (101)...batted .309 (111 for 359) against right-handed pitching and .306 (41 for 134) against left-handers...his average dropped to .212 with runners in scoring position, including .177 with RISP and two outs...appeared in 60 games in right field, 34 in left field and 25 in center field...had eight assists in 118 games total in the outfield...hit in every spot in the order except fourth and saw his most action in the leadoff spot (47 games)...tied for the Carolina League lead in sacrifice flies (8) at Winston-Salem...hit .348 at home and .228 on the road...batted .341 in April but followed that up with a .240 mark in May...went 3 for 3 with four runs scored in his final game with the Warthogs on June 15 at Wilmington...was named to the CL midseason All-Star team and played for the Carolina League squad in the June 19 game against the California League at Stockton, despite his June 16 trade which would see him join Visalia of the Cal League on June 24...went 3 for 3 with a walk as the starting right fielder in the All-Star game...hit .419 against left-handed pitching with Visalia...had a season high four hits in his third game with the Oaks on June 26 at Stockton...reached base safely via hit or walk in 22 consecutive games from June 30 to July 26 and hit safely in 21 of those games (34 for 95, .358)...the streak included a season best 11-game hitting streak from July 14 to 26 (17 for 47, .362)...batted .351 with three home runs and 20 RBI in 23 games in July with Visalia...including his first of two four RBI games on July 9 against San Jose...the other came on September 2 at Mississippi while playing for Mobile...played for Scottsdale in the Arizona Fall League following the season and batted .267 with two home runs and 15 RBI in 24 games...added 11 walks for a .385 on-base percentage...was named as the Diamondbacks seventh best prospect by *Baseball America* following the season.

## Career

**2006**—Spent the entire season at Single-A Kannapolis of the South Atlantic league and hit .305 with 11 home runs and 41 RBI in 95 games...his batting average was fifth best in the SAL...led the intimidators in doubles (26), slugging percentage (.496), on-base percentage (.386) and hit by pitches (13) and ranked second in batting, runs (58), hits (104), home runs (11) and stolen bases (19), despite spending one month of the season on the disabled list with a broken left ankle...ranked third in the White Sox farm system in batting and slugging, fifth in on-base percentage, tied for ninth in doubles and stolen bases and 10th in extra base hits (40)...batted .349 against left-handed pitchers and .285 against right-handers...hit eight of his 11 home runs on the road...appeared in 81 games in left field, seven in right field and two in center field...hit in every spot in the order except clean-up and made his most appearances in the two spot (47 games)...had his lone two-homer game of the season on April 25 at Greenville...was batting .290 with four home runs and 10 RBI over his first 30 games before he was placed on the disabled list on May 15 with a fractured left ankle...was reinstated from the DL on June 22 and hit .312 with seven home runs and 31 RBI over his final 65 games...hit .308 with six home runs, 18 RBI and nine stolen bases in 28 games in July...was a perfect 4 for 4 with three doubles and a walk on September 1 at Greenville and then walked in all four of his plate appearances against the Drive the next day...reached base safely in nine consecutive plate appearances...was named by *Baseball America* as the sixth best prospect in the White Sox organization following the season.

**2005**—Was named to the Appalachian League postseason All-Star Team after batting .315 with five home runs and 25 RBI in 56 games with Bristol...led the AL in hit by pitches (14) and ranked sixth in batting...topped Bristol in batting, runs (41) and hits (70)...was promoted to Single-A Kannapolis on August 21 and hit .115 with two RBI in 10 games...batted .294 with five home runs and 27 RBI in 66 games overall...hit .323 against left-handed pitching and .284 against right-handers...appeared in 40 games in right field, 21 in left field and one in center field...committed just one error in 56 games total in the outfield for a .987 fielding percentage...hit his first professional home run on July 6 at Pulaski...had a season best 12-game hitting streak from July 13 to 24 (18 for 46, .391)...compiled his best batting average in July when he hit .328 with three home runs and 14 RBI in 28 games.

## Personal/Miscellaneous

Aaron R. Cunningham...originally signed by White Sox scouts Joe Butler and Adam Virchis...attended Everett (WA) Community College...was named Northwest Athletic Association of Community College First Team All Conference in 2005, while also being selected to the NWAACC Northern Region First Team All-Star team...is a 2004 graduate of South Kitsap High School in Port Orchard, Washington.

## Lifetime Playing Record

Year	Club	AVG.	G	AB	R	H	2B	3B	HR	RBI	SH	SF	HP	BB	SO	SB	CS	SLG	OBP	E
2005	Bristol	.315	56	222	41	70	10	2	5	25	0	3	14	16	45	6	5	.446	.392	1
	Kannapolis	.115	10	26	7	3	0	0	2	0	0	0	3	7	1	0	.115	.207	0	
2006	Kannapolis	.305	95	341	58	104	26	3	11	41	11	3	13	34	72	19	10	.496	.386	4
	Winston-Salem	.294	67	252	51	74	12	5	8	37	8	8	4	34	39	22	8	.476	.376	3
2007	Visalia	.358	29	123	25	44	11	2	3	20	3	2	2	5	23	5	3	.553	.386	1
	Mobile	.288	31	118	25	34	8	3	5	20	0	0	2	12	27	1	3	.534	.364	0

## Career Transactions

**2005** — Selected by the Chicago White Sox organization in the sixth round of the First-Year Player Draft. **2007** — Traded to the Arizona Diamondbacks for infielder Danny Richar, June 16. Traded to the Oakland Athletics with pitchers Brett Anderson, Dana Eveland and Greg Smith, infielder Chris Carter and outfielder Carlos Gonzalez in exchange for pitchers Dan Haren and Connor Robertson, December 14.

## Angel Garcia

38

## Right-Handed Pitcher

Height/Weight: 6-7 / 230

Bats/Throws: Right / Right

Birthdate: October 28, 1983

Opening Day Age: 24

Birthplace/Resides: Rio Piedra, Puerto Rico / Toa Alta, Puerto Rico

Major League Service: None

Obtained: Signed as a free agent to a minor league contract, November 28, 2007

Contract Status: First year of a one-year contract through 2008.

## 2007 Highlights

Split his seventh and final season in the Minnesota organization between Single-A Fort Myers and Double-A New Britain and combined for a 1-2 record, four saves and a 4.80 ERA in 38 games, one start...the 38 appearances were a career as he had never pitched in more than 17 games in a season...also had career highs in saves, innings pitched (65.2), hits (54), runs (43), earned runs (35), home runs (7) and walks (41)...allowed a .212 batting average, which included a .196 (22 for 112) mark against left-handed hitters and .224 (32 for 143) against right-handers...five of his seven home runs were hit by lefties and five came with the bases empty...his opponents average increased to .280 with runners in scoring position...allowed 3 of 11 (27.3%) inherited runners to score and converted 4 of 7 (57.1%) save opportunities...began the season at Fort Myers and was 0-2 with all four of his saves, a 3.38 ERA and a .195 opponents batting average in 25 relief appearances...allowed just one home run in 45.1 innings...posted a 1.64 ERA in seven outings in April and a 1.13 ERA in seven outings in June...did not allow a run in his first four outings (7.1 ip), including his first professional save on April 16 against Lakeland (1.2 ip, 1 h, 1 bb, 2 so)...tossed 3.0 shutout innings on June 13 against Sarasota and then tossed a season high 4.0 shutout innings in his next outing on June 18 against Tampa...struck out a season high six batters in 3.0 scoreless, hitless innings on July 1 against Lakeland...was promoted to New Britain on July 11 and went 1-0 with a 7.97 ERA in 13 games, one start, with the Rock Cats...allowed two runs in his first outing but followed that with four consecutive scoreless outings from July 16 to 28 (5.2 ip)...including his only start of the season on July 28 in the second game of a doubleheader against New Hampshire, a no decision in a 4-3 win (2.0 ip, 1 h, 2 bb, 2 so)...then allowed at least one run in each of his final eight outings (13.1 ip, 18 h, 19 r, 16 er, 10 bb, 11 so, 5 hr, 10.80 ERA)...was charged with a season high six runs in 1.2 innings on August 22 at New Hampshire.

## Career

**2006**—Was limited to eight games at Single-A Fort Myers because of a right shoulder injury...was 2-1 with a 2.93 ERA in eight appearances, all in relief...allowed a .204 opponents batting average, including .111 against left-handed hitters and .250 against right-handers...opponents were 0 for 7 with runners in scoring position...did not allow a home run in 15.1 innings...tossed two or more innings in six of his first seven outings before walking all four batters that he faced on April 29 against Dunedin...was placed on the disabled list the next day with right shoulder tendinitis and missed the remainder of the season.

**2005**—Was selected by Arizona in the Rule 5 draft following the 2004 season and was dealt to Tampa Bay...was returned to the Minnesota organization on March 30 and spent the entire season at Single-A Beloit where he was 2-0 with a 4.26 ERA in 17 games, three starts...had his season interrupted by two stints on the disabled list...was on from May 17 to June 22 with a right shoulder impingement and August 29 through the end of the season with right shoulder tendinitis...held the opposition to a .161 batting average, which included a .156 mark by left-handers and .164 against right-handers...however, issued 20 walks in 25.1 innings...was 1-0 with a 2.77 ERA in six games, three starts, before going on the DL for the first time...went 1-0 with a 5.84 ERA in 11 games following his return.

**2004**—Began the season in extended spring training as he continued to recover from "Tommy John" surgery from the previous season...did not allow an earned run in six games, one start, with the Twins affiliate in the Gulf Coast League and was sent to Quad Cities on August 2...went 2-0 with a 6.30 ERA in five games, one start, with the Swing...was 2-0 with a 3.50 ERA in 11 games, two starts, overall and allowed a .219 opponents batting average...his wins came in consecutive outings on August 22 against Wisconsin and August 29 in the first game of a

double-header against Peoria...pitched for Manati of the Puerto Rican Winter League and was 1-1 with a 3.50 ERA in 12 relief appearances...allowed a 1.80 opponents batting average.

**2003**—Started the year in extended spring training and was sent to Elizabethton of the Appalachian Rookie League when its season began in June...went 2-1 with a 2.89 ERA in nine starts with the Twins...allowed a .257 opponents batting average...struck out 44 batters in 37.1 innings, an average of 10.6 per nine innings...tossed 5.0 scoreless innings in consecutive outings on June 24 at Martinsville and June 29 at Kingsport for his only two wins of the season...his last outing came on August 10 at Pulaski and he had "Tommy John" surgery in September.

**2002**—Spent the entire season with the Twins Gulf Coast League affiliate for the second consecutive season and was 4-4 with a 3.40 ERA in 13 games, seven starts...the wins and losses were a career high as were his team leading 63 strikeouts...ranked third in the GCL in strikeouts...did not allow a home run in 53.0 innings...allowed a .217 opponents batting average...recorded his first professional win on June 18 at the Red Sox when he tossed 5.0 shutout innings and struck out a season high nine (0 bb, 2 h).

**2001**—Began his professional career with the Twins affiliate in the Gulf Coast League and was 0-3 with a 5.60 ERA in nine games, six starts...struck out 22 batters in 17.2 innings (11.2 per nine innings) and did not allow a home run...opponents hit .286.

### Personal/Miscellaneous

Angel Miguel Garcia...graduated from Nicolas Sevilla High School (Toa Alta, PR) in 2000...was originally signed by Minnesota scout Hector Otero.

### Lifetime Pitching Record

Year	Club	W	L	ERA	G	GS	CG	SHO	SV	IP	H	R	ER	HR	HB	BB	IBB	SO	WP	BK
2001	GCL Twins	0	3	5.60	9	6	0	0	0	17.2	20	15	11	0	0	12	0	22	2	1
2002	GCL Twins	4	4	3.40	13	7	0	0	0	53.0	41	24	20	0	7	31	0	63	4	0
2003	Elizabethton	2	1	2.89	9	9	0	0	0	37.1	37	18	12	5	1	18	0	44	2	0
2004	GCL Twins	0	0	0.00	6	1	0	0	0	8.0	6	2	0	0	0	3	0	9	1	0
	Quad Cities	2	0	6.30	5	1	0	0	0	10.0	10	7	7	2	1	5	0	8	2	0
2005	Beloit	2	0	4.26	17	3	0	0	0	25.1	14	13	12	2	3	20	0	33	2	0
2006	Ft. Myers	2	1	2.93	8	0	0	0	0	15.1	11	5	5	0	0	9	0	13	1	0
2007	Ft. Myers	0	2	3.38	25	0	0	0	4	45.1	33	22	17	1	2	26	2	44	4	0
	New Britain	1	0	7.97	13	1	0	0	0	20.1	21	21	18	6	1	15	0	17	0	0

### Career Transactions

**2001** — Selected by the Minnesota Twins organization in the 4th round of the June draft. **2004** — Selected by the Arizona Diamondbacks in the Major League Rule 5 draft, December 13. Traded to the Tampa Bay Devil Rays for cash considerations, December 13. **2005** — Returned to the Minnesota organization (Rule 5), March 30. **2007** — Elected free agency, October 29; signed by the Oakland Athletics organization to a minor league contract, November 28.

## Chris Gissell

30

### Right-Handed Pitcher

Height/Weight: 6-5 / 210

Bats/Throws: Right / Right

Birthdate: January 4, 1978

Opening Day Age: 30

Birthplace/Resides: Tacoma, Washington / Vancouver, Washington

Major League Service: 45 days

Obtained: Signed as a free agent to a minor league contract, November 26, 2007

Contract Status: First year of a one-year contract through 2008.

### 2007 Highlights

Returned to Japan for the second consecutive season and was 1-9 with a 5.21 ERA in 14 games for Seibu of the Pacific League...combined for a 7-13 record and a 4.47 ERA in 32 games with the Lions in his two seasons in Japan.

### Career

**2006**—Pitched for Seibu in the Pacific League in Japan and was 6-4 with a 3.96 ERA in 18 games, all starts...tossed a pair of complete games...allowed a .264 opponents batting average.

**2005**—Signed a minor league contract with the St. Louis organization prior to the season and spent the entire year at Triple-A Memphis where he was 8-8 with a 3.54 ERA in 23 games, all starts...ranked second in the Pacific Coast League in ERA to teammate Kevin Jarvis (3.38)...also tied for fourth in the PCL in complete games (2) and ranked fifth in strikeouts (123) and fewest baserunners per nine innings (11.53)...ranked third in the Cardinals farm system in ERA and was fourth in strikeouts...allowed a .256 opponents batting average, which included a .239



average against right-handed hitters and .277 against left-handers...opponents hit .211 with runners in scoring position...posted a 1.76 ERA in the first two innings of his starting assignments and 4.43 after that...was 2-2 with a 1.95 ERA in six starts in May...was named PCL Pitcher of the Week, July 4-10 after tossing a complete game six-hitter on July 6 against Omaha...allowed one unearned run and did not walk a batter while striking out six...his other complete game came on July 23 against Round Rock, a five-hitter (2 r, 2 er, 1 bb, 6 so).

**2004**—Was invited to spring training by San Francisco after signing as a minor league free agent...was released on April 7 and re-signed with the Colorado organization on May 11...spent most of the season at Triple-A Colorado Springs and was 14-2 with a 3.67 ERA in 24 games, eight starts...led the Pacific Coast League and had a career high in wins...was promoted to Colorado on August 20 and made his Major League debut on August 22 against Montreal...worked 2.0 innings and allowed a solo home run to Juan Rivera...surrendered at least one run in each of his four relief appearances with the Rockies...made his first ML start on September 26 against St. Louis and was the losing pitcher in a 9-3 decision (4.0 ip, 9 h, 5 r, 5 er, 1 bb, 8 so)...ended up going 0-1 with a 14.54 ERA in five games, one start, with the Rockies...held Triple-A opponents to a .237 batting average...was 11-0 with a 4.30 ERA in 16 relief outings at Colorado Springs and 3-2 with a 3.02 ERA in his eight starts...tossed 8.0 innings of relief on August 11 against Sacramento, allowing just a solo home run as one of four hits while walking one and fanning nine to earn the win.

**2003**—Went to spring training with Houston as a non-roster invitee after signing as a minor league free agent...was released on March 29 and signed to a minor league deal by Colorado on April 3...spent the entire season at Colorado Springs and for the first time in his career, he spent the majority of the season pitching in relief...was 8-4 with a 3.55 ERA in 38 games, 10 starts...the games pitched were a career high...also recorded his only career save on May 2 against New Orleans...allowed a .232 opponents batting average, including .201 against right-handers and .308 against left-handers...his opponents average dropped to .183 with runners in scoring position.

**2002**—Logged his first full year at the Triple-A level with Iowa and was 8-12 with a 6.12 ERA in 28 games, 27 starts, including two complete games...ranked fourth in the Pacific Coast League with 133 strikeouts and led the league in earned runs (105)...matched his career high in games started...allowed a .290 opponents batting average, including .260 against right-handed hitters and .336 against left-handers...went 4-0 with a 2.89 ERA in five starts in April and 4-12 with a 6.84 ERA the rest of the season...finished the season with a seven-game losing streak.

**2001**—Spent the entire season at Double-A West Tenn for the third consecutive year and was 5-11 with a 4.51 ERA in 28 games, 27 starts...matched his career high in games started...ranked fourth in the Southern League in strikeouts (136)...tied for the club lead in innings (159.2) and ranked second in strikeouts...opponents hit .262, including .229 against right-handers and .298 against left-handers...put together consecutive wins for the only time on July 28 at Jacksonville and August 3 against Mobile.

**2000**—Earned his first spot on the Cubs 40-man roster but began the season on the West Tenn disabled list as he continued to recover from his 1999 shoulder surgery...was reinstated on May 13 and spent the rest of the season with the Diamond Jaxx where he was 7-5 with a 3.10 ERA in 16 starts...had another stint on the disabled list from July 15 to August 7 with right shoulder pain...allowed a .233 opponents batting average, including .237 against right-handers and .227 against lefties...opponents hit .193 with runners in scoring position...also started two postseason games to help West Tenn to the Southern League Championship.

**1999**—Went 3-8 with a 5.99 ERA in 20 games, 18 starts, at Double-A West Tenn...opponents hit .312, including .317 by right-handers and .304 by lefties...went 3-3 with a 5.19 ERA over his first 10 starts and 0-5 with a 6.90 ERA over his final 10 starts...his last outing came on July 23 and he went on the disabled list on July 29 with a strained right shoulder...underwent surgery on October 6, a procedure performed by Dr. Michael Schaefer.

**1998**—Pitched for three different teams in the Cubs farm system and was a combined 10-7 with a 3.73 ERA in 28 games, 27 starts...had career highs in games started, innings pitched (173.2) and strikeouts (150)...began the season at Single-A Rockford of the Midwest League and was 3-0 with a 0.80 ERA in five starts before he was promoted to Single-A Daytona of the Florida State League on May 1...spent most of the season with the Cubs and was 7-6 with a 4.17 ERA in 22 games, 21 starts...sent to Double-A West Tenn on September 4 and made one start, a loss.

**1997**—Was 6-11 with three complete games and a 4.45 ERA in 26 games, 24 starts, at Single-A Rockford...tossed his only career shutout.

**1996**—Made his professional debut with the Cubs affiliate in the Rookie Gulf Coast League and was 4-2 with a 2.35 ERA in 11 games, 10 starts.

## Personal/Miscellaneous

Christopher Odell Gissell...graduated from Hudson Bay (Vancouver, WA) High School in 1996...was named Washington State High School Player of the Year following his senior season.

## Lifetime Pitching Record

Year	Club	W	L	ERA	G	GS	CG	SHO	SV	IP	H	R	ER	HR	HB	BB	IBB	SO	WP	BK
1996	GCL Cubs	4	2	2.35	11	10	0	0	0	61.1	54	23	16	1	4	8	0	64	1	3
1997	Rockford	6	11	4.45	26	24	3	1	0	143.2	155	89	71	7	11	62	1	105	11	3
1998	Rockford	3	0	0.80	5	5	0	0	0	33.2	27	8	3	0	1	15	0	23	1	0
	Daytona	7	6	4.17	22	21	1	0	0	136.0	149	80	63	12	11	38	1	123	7	0
	West Tenn	0	1	13.50	1	1	0	0	0	4.0	5	7	6	2	0	4	2	4	0	0
1999	West Tenn	3	8	5.99	20	18	0	0	0	97.2	121	76	65	10	10	62	3	57	9	2
2000	West Tenn	7	5	3.10	16	16	0	0	0	93.0	80	39	32	6	6	41	1	65	2	0
2001	West Tenn	5	11	4.51	28	27	0	0	0	159.2	159	91	80	13	9	63	0	136	7	0
2002	Iowa	8	12	6.12	28	27	2	0	0	154.1	177	108	105	19	15	61	3	133	1	1
2003	Colorado Springs	8	4	3.55	38	10	0	0	1	109.9	96	53	43	8	11	35	1	82	4	0
2004	Colorado Springs	14	2	3.67	24	8	0	0	0	90.2	80	41	37	11	5	17	0	74	1	2
	COLORADO	0	1	14.54	5	1	0	0	0	8.2	20	14	14	4	0	3	0	11	1	0
2005	Memphis	8	8	3.54	23	23	2	0	0	137.1	134	63	54	16	6	36	0	123	2	0
2006	Seibu (Japan)	6	4	3.96	18	18	2	0	0	109.0	112	53	48	10	4	30	0	85	3	1
2007	Seibu (Japan)	1	9	5.21	14	-	0	0	0	74.1	92	48	43	8	5	24	0	56	1	1
<b>ML Totals</b>		<b>0</b>	<b>1</b>	<b>14.54</b>	<b>5</b>	<b>1</b>	<b>0</b>	<b>0</b>	<b>0</b>	<b>8.2</b>	<b>20</b>	<b>14</b>	<b>14</b>	<b>4</b>	<b>0</b>	<b>3</b>	<b>0</b>	<b>11</b>	<b>1</b>	<b>0</b>

FRONT OFFICE

**Career Transactions**

**1996** — Selected by the Chicago Cubs organization in the 4th round of the June free agent draft. **2002** — Elected free agency, October 15; signed by the Houston Astros to a minor league contract, November 7. **2003** — Released, March 29; signed by the Colorado Rockies to a minor league contract, April 3. Elected free agency, October 15; signed by the San Francisco Giants to a minor league contract, December 3. **2004** — Released, April 7; signed by the Colorado Rockies to a minor league contract, May 11. Elected free agency, October 7. **2005** — Signed by the St. Louis Cardinals to a minor league contract, January 12. Elected free agency, October 15. **2006** — Signed with Seibu of the Japanese Leagues. **2007** — Signed by the Oakland Athletics organization to a minor league contract, November 26.

2008 ATHLETICS

**vs. The National League**

2007 ERA	W	L	SV	G	IP	H	HR	ER	SO	CAREER vs. TEAM	ERA	W	L	SV	G	IP	H	HR	ER	SO
—	0	0	0	0	0.0	0	0	0	0	Atlanta	9.00	0	0	0	1	1.0	2	0	1	0
—	0	0	0	0	0.0	0	0	0	0	Montreal	4.50	0	0	0	1	2.0	2	1	1	1
—	0	0	0	0	0.0	0	0	0	0	San Diego	37.80	0	0	0	2	1.2	7	2	7	2
—	0	0	0	0	0.0	0	0	0	0	St. Louis	11.25	0	1	0	1	4.0	9	1	5	8

REVIEW

**Monthly Breakdown**

2007 ERA	W	L	SV	G	IP	H	HR	ER	SO	CAREER by MONTH	ERA	W	L	SV	G	IP	H	HR	ER	SO
—	0	0	0	0	0.0	0	0	0	0	August	6.00	0	0	0	2	3.0	4	1	2	1
—	0	0	0	0	0.0	0	0	0	0	September	19.06	0	1	0	3	5.2	16	3	12	10

RECORDS

**Pitching Breakdown**

2007 ERA	W	L	SV	G	IP	H	HR	ER	SO	CAREER by CATEGORY	ERA	W	L	SV	G	IP	H	HR	ER	SO
—	0	0	0	0	0.0	0	0	0	0	Home	15.26	0	1	0	4	7.2	18	4	13	11
—	0	0	0	0	0.0	0	0	0	0	Road	9.00	0	0	0	1	1.0	2	0	1	0
—	0	0	0	0	0.0	0	0	0	0	Day	12.15	0	1	0	3	6.2	14	3	9	10
—	0	0	0	0	0.0	0	0	0	0	Night	22.50	0	0	0	2	2.0	6	1	5	1
—	0	0	0	0	0.0	0	0	0	0	Grass	14.54	0	1	0	5	8.2	20	4	14	11
—	0	0	0	0	0.0	0	0	0	0	Turf	—	0	0	0	0	0.0	0	0	0	0
—	0	0	0	0	0.0	0	0	0	0	Pre-ASG	—	0	0	0	0	0.0	0	0	0	0
—	0	0	0	0	0.0	0	0	0	0	Post-ASG	14.54	0	1	0	5	8.2	20	4	14	11
—	0	0	0	0	0.0	0	0	0	0	Starter	11.25	0	1	0	1	4.0	9	1	5	8
—	0	0	0	0	0.0	0	0	0	0	Reliever	17.36	0	0	0	4	4.2	11	3	9	3

HISTORY

**Ballpark Breakdown**

	ERA	W	L	SV	G	IP	H	HR	ER	SO
Coors Field	15.26	0	1	0	4	7.2	18	4	13	11
Turner Field	9.00	0	0	0	1	1.0	2	0	1	0

**Fielding Statistics**

Pitcher		YEAR	PCT.	G	PO	A	E	TC	DP
		2004	1.000	5	1	0	0	1	0
<b>Totals</b>		<b>1.000</b>		<b>5</b>	<b>1</b>	<b>0</b>	<b>0</b>	<b>1</b>	<b>0</b>

OPPONENTS

**Gissell's Career Highs**

**Low Hit Complete Game:** None  
**Innings Pitched:** 4.0, September 26, 2004 vs. St. Louis. As reliever: 2.0, August 22, 2004 vs. Montreal  
**Fewest Innings Pitched, Starter:** 4.0, September 26, 2004 vs. St. Louis  
**Hits:** 9, September 26, 2004 vs. St. Louis. As reliever: 4, September 10, 2004 vs. San Diego  
**Runs:** 5, September 26, 2004 vs. St. Louis. As reliever: 4, September 10, 2004 vs. San Diego  
**Earned Runs:** 5, September 26, 2004 vs. St. Louis. As reliever: 4, September 10, 2004 vs. San Diego  
**Walks:** 1 (three times), last: September 26, 2004 vs. St. Louis. As reliever: 1 (twice), last: September 10, 2004 vs. San Diego  
**Strikeouts:** 8, September 26, 2004 vs. St. Louis. As reliever: 1 (three times), last: September 12, 2004 vs. San Diego  
**Home Runs:** 1 (four times), last: September 26, 2004 vs. St. Louis. As reliever: 1 (three times), last: September 12, 2004 vs. San Diego  
**Longest Winning Streak:** None  
**Longest Losing Streak:** 1, September 26, 2004 to present  
**Longest Scoreless Streak:** 1.0 (twice), last: September 26, 2004

PLAYER DEVELOPMENT

MISCELLANEOUS

# Gio Gonzalez

76



## Left-Handed Pitcher

**Height/Weight:** 5-11 / 185

**Bats/Throws:** Right / Left

**Birthdate:** September 19, 1985

**Opening Day Age:** 22

**Birthplace/Resides:** Hialeah, Florida / Hialeah, Florida

**Major League Service:** None

**Obtained:** Acquired from the Chicago White Sox with Fautino De Los Santos and Ryan Sweeney in exchange for Nick Swisher, January 3, 2008.

**Contract Status:** First year of a one-year contract through 2008.

## 2007 Highlights

Was named to the Southern League Postseason All-Star Team after leading the league in strikeouts (185) and ranking fourth in ERA (3.18) while posting a 9-7 record in 27 games, all starts, at Double-A Birmingham...his strikeout total led all of minor league baseball and he had the eighth best strikeout per nine inning ratio among starters (11.10)...had the lowest opponents batting average (.216), fewest base runners per nine innings (10.50) and the highest ratio of strikeouts per nine innings (11.10) among starters in the SL...was named to *Baseball America's* and *Topps Double-A All-Star* teams and the SL midseason All-Star team...led Birmingham in strikeouts and tied for second in wins and games started (27)...the strikeouts were the third highest single season total in Barons history...they were also a career high and he matched his bests in games and games started...now has 577 strikeouts in 492.1 career minor league innings, an average of 10.55 strikeouts per nine innings...is also 31-28 with a 3.49 ERA (191 er in 492.1 ip) and .221 (.400 for 1811) opponents batting average in 91 games, 89 starts...his .216 opponents batting average in 2007 included a .212 (82 for 386) mark against right-handed hitters and .224 (34 for 152) against left-handers...allowed a .218 average with runners in scoring position, including .174 with RISP and two outs...eight of the 10 home runs he yielded were solo shots... Birmingham was 14-13 in his starting assignments...tossed six or more innings in 15 of his 27 starts, allowed two runs or fewer 20 times, walked two batters or fewer 17 times and had five games of at least 10 strikeouts...tossed 5.0 scoreless and hitless innings in his first start of the season on April 6 against Carolina and won each of his first three starts (1.17 ERA)...had his first game of 10 or more strikeouts in his fourth start on April 22 at Mississippi when he struck out 12 batters in 6.0 innings while allowing just two runs...however, took the loss in that game, a 2-1 decision...struck out a season high 13 batters in a season high 7.0 innings in his next start on April 27 against Huntsville, a 6-3 win... finished April with a 4-1 record and 1.91 ERA in five starts...went 5-6 with a 3.48 ERA over his final 22 starts...allowed a season high nine runs on a season high nine hits in 3.1 innings in his first start in May on the 4th against Tennessee...then went 0-1 despite a 2.08 ERA over his next eight starts through June 16...his no decisions over that stretch included a start with 5.0 shutout innings in a 4-1 loss on May 9 at Jackson and his third 10-strikeout game of the season on May 24 at Carolina when he fanned 12 batters in 6.0 innings but allowed one unearned run in a 2-1, 11-inning loss...tossed a season low 2.1 innings on June 4 at Tennessee, but did not allow a run...snapped his two-game losing streak with an 8-3 win at Chattanooga on June 21, despite walking a season high five batters in 5.0 innings...tossed 6.0 shutout innings in a 4-0 shutout on July 21 against Chattanooga...had a pair of 11-strikeout games on July 26 at West Tenn and August 7 at Mobile...allowed a season high tying nine runs on eight hits in 2.2 innings in an 11-3 loss on August 12 at Huntsville...had his second combined shutout on August 25 at Mississippi when he tossed a season high tying 7.0 innings but had a no decision in a 2-0, 10-inning win.

## Career

**2006**—Was 7-12 with a 4.66 ERA and 166 strikeouts in 27 starts with Double-A Reading...was named to the Eastern League midseason All-Star Team...his 166 strikeouts ranked second in the EL and tied for 12th among all minor-leaguers...also led the EL in walks (81) and tied for the lead in home runs (24)...allowed a .239 opponents batting average, including .236 against right-handers and .246 against left-handers...opponents hit .125 with runners in scoring position and two outs...was the youngest EL pitcher to spend the entire season on an active roster (20)...participated in the All-Star Futures Game at PNC Park in Pittsburgh and tossed a scoreless third inning for the United States team (1.0 ip, 1 so)...was named Phillies Minor League Pitcher of the Week for April 6-16...after not allowing a run in his first two starts (12.0 ip), both no decisions...was 1-0 with a 1.48 ERA in four starts in April...struck out a season high 12 in 7.0 innings on June 13 at Erie...played for Peoria of the Arizona Fall League, going 0-0 with a 2.81 ERA in six games, five starts...was the starting pitcher in the AFL inaugural Rising Stars Showcase...was acquired by Chicago on December 6, along with pitcher Gavin Floyd, in exchange for pitcher Freddy Garcia.

**2005**—Split the season between Single-A Kannapolis and Single-A Winston-Salem, going 13-6 with a 2.82 ERA and 163 strikeouts in 24 games, 23 starts...led all White Sox farmhands in strikeouts and tied for second in ERA...was named to the South Atlantic League mid-season All-Star Team...twice was named SAL Pitcher of the Week (April 7-17 and May 30-June 5).

**2004**—Combined to go 2-3 with a 2.70 ERA in 13 games, 12 starts, between Advanced Rookie Bristol and Single-A Kannapolis...was rated by *Baseball America* as the No. 7 prospect in the organization and the No. 5 prospect in the Appalachian League...among the Sox 2004 draft class, was cited by the same publication as having the Best Breaking Ball, Best Fastball and Closest to the Majors (with Josh Fields)...was recommended/signed by Jose Ortega (White Sox).

## Personal/Miscellaneous

Giovany A. Gonzalez...ranked by *Baseball America* as the No. 28 Prospect in the 2004 draft out of Monsignor Pace High School...was drafted by the White Sox following the first round as compensation for the loss of free agent Tom Gordon...was a two-time selection to the Miami Herald All-Dade Baseball Team, as well as the Florida Sports Writers Association's Florida All-State Team...pitched in back-to-back state championship games as a freshman and sophomore.

FRONT OFFICE

2008 ATHLETICS

REVIEW

RECORDS

HISTORY

OPONENTS

PLAYER DEVELOPMENT

MISCELLANEOUS

### Lifetime Pitching Record

Year	Club	W	L	ERA	G	GS	CG	SHO	SV	IP	H	R	ER	HR	HB	BB	IBB	SO	WP	BK
2004	Bristol	1	2	2.25	7	6	0	0	0	24.0	17	8	6	0	0	8	0	36	4	1
	Kannapolis	1	1	3.03	6	6	0	0	0	32.2	30	13	11	1	0	13	0	27	1	1
2005	Kannapolis	5	3	1.87	11	10	0	0	0	57.2	36	16	12	3	2	22	0	84	2	3
	Winston-Salem	8	3	3.56	13	13	0	0	0	73.1	61	33	29	5	1	25	0	79	2	3
2006	Reading	7	12	4.66	27	27	0	0	0	154.2	140	88	80	24	8	81	0	166	9	2
2007	Birmingham	9	7	3.18	27	27	0	0	0	150.0	116	57	53	10	2	57	1	185	5	2

### Career Transactions

**2004** — Selected by the Chicago White Sox organization as a compensation pick following the 1st round (38th selection overall) of the First-Year Player Draft. **2005** — Traded with outfielder Aaron Rowand and pitcher Daniel Haigwood to the Philadelphia Phillies for first baseman Jim Thome and cash, November 25. **2006** — Traded with pitcher Gavin Floyd to the Chicago White Sox for pitcher Freddy Garcia, December 7. **2008** — Traded with pitcher Fautino De Los Santos and outfielder Ryan Sweeney to the Oakland Athletics for first baseman/outfielder Nick Swisher, January 3.

## Justin Knoedler

60



### Catcher

**Height/Weight:** 6-2 / 214

**Bats/Throws:** Right / Right

**Birthdate:** July 17, 1980

**Opening Day Age:** 27

**Birthplace/Resides:** Springfield, Illinois / Springfield, Illinois

**Major League Service:** 93 days

**Obtained:** Signed as a free agent to a minor league contract, November 23, 2007

**Contract Status:** First year of a one-year contract through 2008.

### 2007 Highlights

Did not see Major League action for the first time since 2003 as he spent the entire season at Triple-A Fresno in the San Francisco organization...batted .288 with seven home runs and 42 RBI in 89 games...the average was his best ever at the minor league level...also had minor league highs in doubles (30) and slugging (.470)...tied for second on the Grizzlies in doubles...hit .290 (62 for 214) with six of his seven home runs against right-handed pitchers compared to .284 (25 for 88) against left-handers...batted .136 with runners in scoring position and two outs...was 5 for 9 (.556) with three doubles and 10 RBI with the bases loaded...hit five of his seven home runs on the road...batted .386 with four home runs in 19 games during the day compared to .259 with three home runs in 70 games at night...hit .310 with 16 RBI in 17 games in May and .318 with 12 RBI in 23 games in June...had just 14 RBI in 49 games the rest of the season...appeared in 83 games behind the plate and led Pacific Coast League catchers with 57 assists...tossed out 22 of 55 (40.0%) attempted base stealers, which was the best percentage in the PCL...committed four errors for a .993 fielding percentage...also appeared in one game in center field and one in right field...was 3 for 6 (.500) in two games at designated hitter and 1 for 3 (.333) with a walk as a pinch hitter...hit in every spot in the order except first, second and fourth and saw most of his action with 50 games hitting eight and 21 batting ninth...homered in back-to-back games on April 10 against Tacoma and April 13 at Portland...was 3 for 4 with a season high four RBI on May 26 at Salt Lake...had a season best seven-game hitting streak from May 28 to June 10...went 11 for 29 (.379) during the streak with five doubles, two home runs eight RBI...capped the streak with his lone two homer game of the season on June 10 at Las Vegas...that gave him five home runs and 24 RBI over his first 33 games...had just two home runs and 18 RBI over his final 56 games...made his professional debut in the outfield on June 17 at Colorado Springs when he went 1 for 3 in center field...also appeared in outfield on August 30 at Salt Lake when he played right field...had back-to-back three-hit games on June 29 at Sacramento and July 1 at Las Vegas...the three hits matched his season high (four times).

### Career

**2006**—Spent the majority of the year at Triple-A Fresno, while also logging five contests in the Majors with San Francisco contests...actually opened the year at Double-A Connecticut, where he hit .211 with a home run and eight RBI in 21 games...after a brief, two-day recall to San Francisco May 6-7, was optioned to Fresno and spent the rest of the Triple-A season as the Grizzlies' starting catcher...batted .253 in 71 games overall in Pacific Coast League, but hit .294 over his final 31 contests...was recalled by San Francisco for a second time on September 1 and spent the remainder of season with Giants...saw limited big league action, going 1 for 7 (.143).

**2005**—Spent the majority of the campaign getting his first seasoning at the Triple-A level, but logged a pair of stints with San Francisco...joined the Giants August 2-3, while Mike Matheny was on the bereavement list, then was recalled for good on September 2...collected his first big league hit on September 12 against San Diego, a pinch-single in the eighth inning off the Padres' Akinori Otsuka...made his first career start in the October 2 season finale against Arizona and caught Brett Tomko's complete-game six-hitter in San Francisco's 3-1 victory...batted .272 with 19 doubles, four home runs and 32 RBI in 85 games for Fresno...also saw action in late July at Double-A Norwich due to injuries on the Eastern League club...played for the Mesa Solar Sox in the Arizona Fall League during the off-season.

**2004**—Spent the campaign at Norwich before being called up by San Francisco on September 6...made his Major League debut on October 3 at Los Angeles...caught 2.0 shutout innings and had one at bat...enjoyed a highly successful campaign as the everyday catcher for the Navigators...posted career highs in average (.274), games (115), runs (64), hits (112), doubles (28), triples (3) and RBI (47)...was named Norwich's Player of Month for August.

**2003**—Logged a full season at San Jose, serving as the everyday catcher...hit .257 with 48 runs, 25 doubles, two triples, 10 home runs, 43 RBI and 13 stolen bases in 101 games for the Giants.

**2002**—Earned South Atlantic League All-Star honors for Single-A Hagerstown in his first year as a catcher...hit .257 with 16 doubles, two triples, five home runs and 33 RBI in 86 outings for the Suns.

**2001**—Embarked on his professional career as a pitcher for rookie-league Salem-Keizer...worked solely in relief, going 1-1 with save and 1.26 ERA in 13 appearances...struck out 38, while walking only nine.

**Personal/Miscellaneous**

Justin Joseph Knoedler was originally signed by San Francisco scout Steve Arneri...graduated from Springfield (IL) High School...earned all-state honors his senior year...also graduated from Lincoln Land (Springfield, IL) Community College, earning an associates degree in liberal arts...was named 2000 NJCAA National Player of Year...was member of the NJCAA Division II national championship squad in 2000...attended the University of Miami (Ohio)...along with twin brother, Jason, went to Miami of Ohio and Justin was drafted in the 5th round and Jason in the 6th (by Detroit) of the 2001 First-Year Player Draft.

**Lifetime Playing Record**

Year	Club	AVG.	G	AB	R	H	2B	3B	HR	RBI	SH	SF	HP	BB	SO	SB	CS	SLG	OBP	E
2002	Hagerstown	.257	86	280	32	72	16	2	5	33	2	3	4	37	56	6	5	.382	.349	15
2003	San Jose	.257	101	354	48	91	25	2	10	43	2	4	3	35	78	13	3	.424	.326	9
2004	Norwich	.274	115	409	64	112	28	3	9	47	0	5	8	32	98	5	3	.423	.335	7
	SAN FRANCISCO	.000	1	1	0	0	0	0	0	0	0	0	0	0	0	0	0	.000	.000	0
2005	Fresno	.272	85	287	35	78	19	1	4	32	5	2	7	26	61	5	5	.387	.345	4
	Norwich	.300	4	10	2	3	0	0	0	1	0	0	2	0	2	1	0	.300	.417	0
	SAN FRANCISCO	.100	8	10	0	1	0	0	0	0	0	1	0	1	0	0	0	.100	.182	0
2006	Norwich	.211	21	71	7	15	6	0	1	8	0	0	1	4	24	1	1	.338	.263	3
	SAN FRANCISCO	.143	5	7	0	1	0	0	0	0	0	0	1	0	0	0	0	.143	.143	0
	Fresno	.253	71	233	31	59	12	4	4	26	4	1	1	22	58	4	0	.391	.319	5
2007	Fresno	.288	89	302	44	87	30	2	7	42	1	4	3	26	78	7	1	.470	.346	4
<b>ML Totals</b>		<b>.111</b>	<b>14</b>	<b>18</b>	<b>0</b>	<b>2</b>	<b>0</b>	<b>0</b>	<b>0</b>	<b>0</b>	<b>0</b>	<b>0</b>	<b>1</b>	<b>0</b>	<b>2</b>	<b>0</b>	<b>0</b>	<b>.111</b>	<b>.158</b>	<b>0</b>

**Lifetime Pitching Record**

Year	Club	W	L	ERA	G	GS	CG	SHO	SV	IP	H	R	ER	HR	HB	BB	IBB	SO	WP	BK
2001	Salem-Keizer	1	1	1.26	13	0	0	0	1	28.2	22	4	4	0	0	9	1	38	1	0

**Career Transactions**

**1998** — Selected by the St. Louis Cardinals organization in the 41st round of the June draft; did not sign. **2000** — Selected by the San Francisco Giants organization in the 13th round of the June draft; did not sign. **2001** — Selected by the San Francisco Giants organization in the 5th round of the June draft. **2007** — Elected free agency, October 29; signed by the Oakland Athletics organization to a minor league contract, November 23.

**vs. The National League**

2007 AVG.	AB	H	HR	RBI	CAREER vs. TEAM	AVG.	AB	H	HR	RBI
—	0	0	0	0	Arizona	.000	5	0	0	0
—	0	0	0	0	Chicago	.000	1	0	0	0
—	0	0	0	0	Colorado	1.000	1	1	0	0
—	0	0	0	0	Los Angeles	.000	3	0	0	0
—	0	0	0	0	Milwaukee	.000	1	0	0	0
—	0	0	0	0	San Diego	.200	5	1	0	0
—	0	0	0	0	St. Louis	.000	2	0	0	0

**Monthly Breakdown**

2007 AVG.	AB	H	HR	RBI	CAREER by MONTH	AVG.	AB	H	HR	RBI
—	0	0	0	0	September	.154	13	2	0	0
—	0	0	0	0	October	.000	5	0	0	0

FRONT OFFICE

2008 ATHLETICS

REVIEW

RECORDS

HISTORY

OPPONENTS

PLAYER DEVELOPMENT

MISCELLANEOUS

### Batting Breakdown

2007 AVG.	AB	H	HR	RBI	CAREER by CATEGORY	AVG.	AB	H	HR	RBI
—	0	0	0	0	Home	.100	10	1	0	0
—	0	0	0	0	Road	.125	8	1	0	0
—	0	0	0	0	Day	.000	8	0	0	0
—	0	0	0	0	Night	.200	10	2	0	0
—	0	0	0	0	Grass	.111	18	2	0	0
—	0	0	0	0	Turf	—	0	0	0	0
—	0	0	0	0	vs. LHP	.000	3	0	0	0
—	0	0	0	0	vs. RHP	.133	15	2	0	0
—	0	0	0	0	RISP	.000	5	0	0	0
—	0	0	0	0	Bases Loaded	—	0	0	0	0
—	0	0	0	0	Pinch Hitter	.250	4	1	0	0
—	0	0	0	0	Designated Hitter	—	0	0	0	0

### Ballpark Breakdown

	AVG.	AB	H	HR	RBI
AT&T Park	.100	10	1	0	0
Busch Stadium	.000	2	0	0	0
Chase Field	.000	1	0	0	0
Coors Field	1.000	1	1	0	0
Dodger Stadium	.000	1	0	0	0
Miller Park	.000	1	0	0	0
PETCO Park	.000	2	0	0	0

### Knoedler's Career Highs

**Hits:** 1 (twice), last: September 18, 2006 at Colorado  
**Runs:** None  
**Doubles:** None  
**Triples:** None  
**Home Runs:** None  
**Runs Batted In:** None  
**Walks:** None  
**Strikeouts:** 1 (twice), last: September 30, 2006 vs. Los Angeles (NL)  
**Stolen Bases:** None  
**Hitting Streak:** 1 (twice), last: September 18, 2006  
**Hittless Streak (At Bats):** 10, September 13, 2005 to September 15, 2006

### Fielding Statistics

Catcher								
YEAR	PCT.	G	PO	A	E	TC	DP	PB
2004	1.000	1	2	0	0	2	0	0
2005	1.000	4	8	1	0	9	0	0
2006	1.000	5	11	0	0	11	0	1
<b>Totals</b>	<b>1.000</b>	<b>10</b>	<b>21</b>	<b>1</b>	<b>0</b>	<b>22</b>	<b>0</b>	<b>1</b>

### Knoedler's Career Home Run Chart

**Multi-Homer Games:** None. **Three-Homer Games:** None. **Two-Homer Games:** None. **Grand Slams:** None. **Pinch-Hit Home Runs:** None. **Inside-The-Park Home Runs:** None. **Game Ending Home Runs:** None. **Lead Off Home Runs:** None.

## Arnold Leon

64

### Right-Handed Pitcher

**Height/Weight:** 5-11 / 190      **Bats/Throws:** Right / Right  
**Birthdate:** September 6, 1988      **Opening Day Age:** 19  
**Birthplace/Resides:** Culiacan, Mexico / Culiacan, Mexico  
**Major League Service:** None  
**Obtained:** Purchased the rights to his contract, November 21, 2007  
**Contract Status:** First year of a one-year contract through 2008.



### 2007 Highlights

Returned to Saltillo for the second consecutive season and was 3-0 with a save and a 1.94 ERA in 35 relief appearances...allowed a .217 opponents batting average, which broke down to .174 (8 for 46) against left-handed hitters and .237 against right-handers...his opponents average fell to .194 with runners in scoring position...yielded two home runs in 41.2 innings and both were solo shots...allowed 12 of 34 (35.3%) inherited runners to score and converted 1 of 3 (33.3%) save opportunities...had an ERA under 2.00 in each of the first three months of the season as he posted a 1.69 ERA in nine outings in April, 1.54 in 10 appearances in May and 1.64 in seven games in June...then posted a 3.24 ERA in nine outings in July...tossed at least one inning in 27 of his 35 outings, including two or more seven times...never allowed

more than two runs, two hits or two walks in an outing...did not allow a run over his first five outings (7.0 ip), including April 15 against Oaxaca when he tossed 2.0 innings for his first professional save...did not allow a hit and walked two while striking out a season high four...went seven games and 8.0 innings without allowing a run from May 10 to 26...had a 12-game, 15.1-inning streak from June 8 to July 17 where he did not allow an earned run...recorded all three of his wins over that stretch...tossed a season high 2.1 innings on June 14 against Veracruz...recorded the first win of his career on June 16 against Minatitlan when he allowed one unearned run in 1.2 innings (1 bb)...made one postseason appearance for Saltillo (0.2 ip, 2 h, 2 r, 2 er, 1 so)...then pitched for Culiacan in the Mexican Pacific Winter League and was 6-0 with a 3.49 ERA in 30 relief appearances during the regular season...struck out 27, walked nine and allowed just one home run in 28.1 innings...allowed a .257 opponents batting average, including .212 against left-handers...made five postseason relief appearances and had a 2.45 ERA and .154 opponents batting average.

### Career

**2006**—Made his professional debut with Saltillo of the Mexican League at the age of 17...had no decisions and a 2.70 ERA in four relief appearances for the Saraperos...opponents were 2 for 12 (.167), including 0 for 5 by left-handed hitters...tossed a scoreless inning and retired all three batters that he faced in his debut on July 6 against Aguascalientes...did not allow a run in three of his four outings...made one postseason appearance for Saltillo and did not retire a batter (0.0 ip, 2 h, 2 r, 2 er, 1 bb, 0 so).

### Personal/Miscellaneous

Alex Arnold Leon...was recommended by A's minor league roving infield instructor, Juan Navarrete.

### Lifetime Pitching Record

Year	Club	W	L	ERA	G	GS	CG	SHO	SV	IP	H	R	ER	HR	HB	BB	IBB	SO	WP	BK
2006	Saltillo (Mexico)	0	0	2.70	4	0	0	0	0	3.1	2	1	1	0	0	2	0	2	0	0
2007	Saltillo (Mexico)	3	0	1.94	35	0	0	0	1	41.2	31	11	9	2	1	24	2	38	4	0

### Career Transactions

**2006** — Signed by Saltillo of the Mexican League. **2007** — Had the rights to his contract purchased by the Oakland Athletics organization, November 21.

## Todd Linden

23

### Outfielder

Height/Weight: 6-3 / 220

Bats/Throws: Switch / Right

Birthdate: June 30, 1980

Opening Day Age: 27

Birthplace/Resides: Edmonds, Washington / Silverdale, Washington

Major League Service: 2 years, 55 days

Obtained: Signed as a free agent to a minor league contract, November 14, 2007

Contract Status: First year of a one-year contract through 2008.

### 2007 Highlights

Combined to hit .245 with a home run and 11 RBI in 115 games with San Francisco and Florida...established career highs in games, at bats (184), runs (21), hits (45), walks (19), stolen bases (4) and strikeouts (59) and matched his best in doubles (8)...was 12 for 53 (.226) with a home run, two RBI and six walks as a pinch hitter...his 60 pinch plate appearances were fifth most in the National League...the switch hitter batted .262 (17 for 65) against left-handed pitching and .235 (28 for 119) against right-handers...his average improved to .325 with runners in scoring position...hit .219 against a pitcher the first time he saw him in a game and .319 after that...batted .310 during the day and .214 at night...appeared in 37 games (14 starts) in left field, 13 games (12 starts) in center field and 11 games (5 starts) in right field...was on the Giants Opening Day Roster and batted .182 with no home runs and three RBI in 30 games before he was designated for assignment on May 10...was claimed on waivers by Florida on May 18 and hit .271 with a home run and eight RBI in 85 games over two stints with the Marlins...went 2 for 14 (.143) in 13 games during his first stint before Florida designated him for assignment on June 5...was sent outright to Triple-A Albuquerque on June 8 and hit .375 with a home run and 10 RBI in 14 games with the Isotopes...returned to Florida on June 27 and spent the remainder of the season with the Marlins...hit .287 with a home run and eight RBI in 72 games over his final stint...hit his only home run of the season on July 7 at Los Angeles off D.J. Houlton and it was the first pinch home run of his career...matched his career high with three hits on August 7 at Philadelphia, his third career three-hit game...then went 1 for 23 over his next 22 games...had a "walk-off" single in the bottom of the 12th inning in a 5-4 win on September 12 against Washington.

### Career

**2006**—Overcame tough start and concluded the year with the best Major League effort of his career...struggled in Spring Training and was sent to Triple-A Fresno to open the season...was on the disabled list from April 12 to May 21 with a ligament injury on his left thumb...hit

.278 with 12 doubles, five home runs and 23 RBI in 52 games with Grizzlies and was recalled by San Francisco prior to July 14, the second-half opener...was a career .207 big league hitter entering the campaign and batted .273 in 61 contests with Giants in 2007...made his most strides batting right-handed, hitting .302...by contrast, had hit just .202 off right-handed pitching from 2003-05...hit safely in seven of his 11 starts with San Francisco (seven in left field, four in right field)...played 40 games in left field and 12 in right field, handling 41-errorless chances...continued his strong play in the Puerto Rican Winter League, while playing for Mayaguez...hit .341 with 16 runs, five doubles, four home runs, seven RBI and four stolen bases in 25 games, while logging a .541 slugging mark and a .456 on-base percentage.

**2005**—Parlayed an exceptional season with Fresno into extended duty in San Francisco...led all of minor league baseball with a .682 slugging percentage, while tying for second in the Pacific Coast League with 30 home runs and ranking fifth with .437 on-base mark...in 95 games with Grizzlies, he batted a minor league career-high .321 with 25 doubles and 80 RBI...despite logging a three-week stint with San Francisco from June 14-July 4, he was still leading the PCL in both home runs and RBI at the time of his second recall on August 12...was named to the circuit's post season All-Star squad, while earning San Francisco Organizational Player of Month honors for Fresno in both May and July...batted .216 with four home runs and 13 RBI in 60 games overall with Giants.

**2004**—Posted minor league career highs in games (130), runs (93) and doubles (28), while hitting 23 home runs and driving in 75 runs at Fresno...ranked ninth in the Pacific Coast League in runs and was among the organizational leaders in home runs (2nd) and RBI (4th)...promoted to San Francisco June 3-13 and saw action in 10 contests, while starting in five, all in left field...was also recalled from Fresno on September 7...batted .156 overall with big league club with six runs, one double, one RBI and five walks over 16 games...spent the winter playing for Magallenes of the Venezuelan Winter League.

**2003**—Completed his meteoric rise up Giants' organizational ranks when he had his contract purchased from Fresno on August 17...went 8 for 38 (.211) with a double, a home run and 6 RBI in 18 games...was originally summoned to big club when J.T. Snow was disabled, and he made his Major League debut on August 18 in Montreal...started in left field against the Expos, going 0 for 4...was sent back to Fresno the next day when the Giants acquired Eric Young, however was immediately recalled on August 20 when Jesse Foppert landed on the disabled list...collected his first big league hit on August 23 against Florida, a double off Josh Beckett...produced his first ML RBI on August 24 against the Marlins, delivering a run-scoring pinch-single...slugged his first career home run on September 21 at Los Angeles, a three-run shot in the second inning (off Kazuhisa Ishii) which landed in the loge level down left field line at Chavez Ravine...became just the 12th player in Dodger Stadium history to reach the loge level, the 8th opponent...played in the Arizona Fall League following the campaign, hitting .316 with seven doubles, one triple, four home runs and 15 RBI in 25 games for the Grand Canyon Rafters.

**2002**—Kicked off his professional career with a bang, combining to hit .301 with 82 runs, 28 doubles, three triples, 15 home runs and 62 RBI in 140 games between Double-A Shreveport and Triple-A Fresno...the Texas League All-Star ranked fourth among Giants farmhands in average and tied for third in home runs...spent the majority of the campaign with Shreveport, hitting .314 with 64 runs, 26 doubles, two triples, 12 home runs and 52 RBI in 111 games...was selected to play in the Double-A All-Star Game...earned Shreveport's Player of Month honors for May...earned a promotion to Fresno on August 4...appeared in 29 games for the Grizzlies, hitting .250 with three home runs and 10 RBI...played for Grand Canyon in the Arizona Fall League following the season.

**2001**—Was selected as a sandwich pick between the first and second rounds of the draft (41st pick overall)...however, did not sign until September 4...reported to the Instructional League in Arizona.

**Personal/Miscellaneous**

Todd Anthony Linden was originally signed by San Francisco scout Tom Korenek...graduated from Central Kitsap (Silverdale, WA) High School...lettered four years in baseball, two in football and one in basketball...earned All-State baseball honors in 1998...attended the University of Washington and Louisiana State University...transferred to LSU prior to the 2001 season...earned second team All-SEC honors in 2001, hitting .312 with 65 runs, 14 doubles, one triple, 20 home runs and 76 RBI in 66 games for Tigers...was tabbed the top prospect in the Cape Cod League in 200 by *Baseball America* after hitting .322 with four home runs and 25 RBI for Chatham...was also named to *Baseball America's* All-Summer Team in 2000...participated in the Oracle Summer Reading Program, visiting the Millbrae Library and reading stories to children...visited with patients at Shriners Hospital for Children in Sacramento...helped coach Special Olympic athletes in a baseball skills clinic.

**Lifetime Playing Record**

Year	Club	AVG.	G	AB	R	H	2B	3B	HR	RBI	SH	SF	HP	BB	SO	SB	CS	SLG	OBP	E
2002	Shreveport	.314	111	392	64	123	26	2	12	52	1	3	12	61	101	9	5	.482	.419	3
	Fresno	.250	29	100	18	25	2	1	3	10	0	0	1	20	35	2	0	.380	.380	0
2003	Fresno	.278	125	471	75	131	24	3	11	56	4	0	17	40	105	14	4	.412	.356	4
	SAN FRANCISCO	.211	18	38	2	8	1	0	1	6	0	0	1	8	0	0	0	.316	.231	1
2004	Fresno	.260	130	489	93	127	28	2	23	75	3	5	7	63	149	8	6	.466	.349	7
	SAN FRANCISCO	.156	16	32	6	5	1	0	1	2	0	1	5	7	0	0	0	.188	.289	0
2005	Fresno	.321	95	340	81	109	25	4	30	80	1	2	10	62	97	6	2	.682	.437	4
	SAN FRANCISCO	.216	60	171	20	37	8	0	4	13	1	0	5	10	54	3	0	.333	.280	2
2006	Fresno	.283	52	187	32	53	12	3	5	24	0	1	4	29	44	5	0	.460	.389	2
	SAN FRANCISCO	.273	61	77	15	21	4	2	2	5	2	0	1	9	20	1	0	.455	.356	0
2007	SAN FRANCISCO	.182	30	55	6	10	1	0	0	3	0	0	0	5	23	0	0	.200	.250	3
	FLORIDA	.271	85	129	15	35	7	1	1	8	0	0	1	14	36	4	0	.364	.347	0
	Albuquerque	.375	14	48	10	18	3	1	1	10	0	0	1	8	12	0	1	.542	.474	0
<b>ML Totals</b>		<b>.231</b>	<b>270</b>	<b>502</b>	<b>64</b>	<b>116</b>	<b>22</b>	<b>3</b>	<b>8</b>	<b>36</b>	<b>5</b>	<b>0</b>	<b>8</b>	<b>44</b>	<b>148</b>	<b>8</b>	<b>0</b>	<b>.335</b>	<b>.303</b>	<b>6</b>

FRONT OFFICE

2008 ATHLETICS

REVIEW

RECORDS

HISTORY

OPPONENTS

PLAYER DEVELOPMENT

MISCELLANEOUS



### Career Transactions

2001 — Selected by the San Francisco Giants organization as a compensation pick (41st selection overall) following the 1st round of the June draft. 2007 — Claimed on waivers by the Florida Marlins, May 18. Elected free agency, October 13; signed by the Oakland Athletics organization to a minor league contract, November 14.

### vs. The American League

2007 AVG.	AB	H	HR	RBI	CAREER vs. TEAM	AVG.	AB	H	HR	RBI
—	0	0	0	0	Baltimore	.111	9	1	0	1
—	0	0	0	0	Detroit	.273	11	3	1	3
—	0	0	0	0	Minnesota	.100	10	1	0	0
—	0	0	0	0	Oakland	.143	7	1	0	1
.000	3	0	0	0	Tampa Bay	.182	11	2	0	0

### vs. The National League

2007 AVG.	AB	H	HR	RBI	CAREER vs. TEAM	AVG.	AB	H	HR	RBI
.188	16	3	0	1	Arizona	.162	68	11	1	6
.222	9	2	0	0	Atlanta	.250	12	3	1	1
.286	14	4	0	0	Chicago	.192	26	5	0	0
.125	8	1	0	0	Cincinnati	.375	32	12	1	2
.182	11	2	0	0	Colorado	.231	39	9	1	1
—	0	0	0	0	Florida	.286	14	4	0	1
.429	7	3	0	2	Houston	.250	12	3	0	2
.353	17	6	1	1	Los Angeles	.286	63	18	2	7
.000	3	0	0	0	Milwaukee	.231	13	3	0	1
.192	26	5	0	2	New York	.212	33	7	0	3
.259	27	7	0	2	Philadelphia	.286	35	10	0	3
.333	9	3	0	1	Pittsburgh	.429	14	6	1	2
.200	15	3	0	0	San Diego	.122	49	6	0	0
.500	2	1	0	0	San Francisco	.500	2	1	0	0
.182	11	2	0	1	St. Louis	.182	22	4	0	1
.500	6	3	0	1	Washington	.300	20	6	0	1

### Monthly Breakdown

2007 AVG.	AB	H	HR	RBI	CAREER by MONTH	AVG.	AB	H	HR	RBI
.225	40	9	0	2	April	.225	40	9	0	2
.120	25	3	0	1	May	.120	25	3	0	1
.400	10	4	0	1	June	.209	86	18	2	9
.237	38	9	1	1	July	.266	64	17	2	3
.233	30	7	0	2	August	.295	122	36	3	10
.317	41	13	0	4	September	.208	154	32	1	11
—	0	0	0	0	October	.091	11	1	0	0

### Batting Breakdown

2007 AVG.	AB	H	HR	RBI	CAREER by CATEGORY	AVG.	AB	H	HR	RBI
.290	100	29	0	9	Home	.252	222	56	2	21
.190	84	16	1	2	Road	.214	280	60	6	15
.310	58	18	0	6	Day	.252	206	52	4	20
.214	126	27	1	5	Night	.216	296	64	4	16
.249	181	45	1	11	Grass	.237	477	113	8	36
.000	3	0	0	0	Turf	.120	25	3	0	0
.228	92	21	1	5	Pre-ASG	.202	173	35	3	13
.261	92	24	0	6	Post-ASG	.246	329	81	5	23
.262	65	17	0	5	vs. LHP	.241	137	33	3	12
.235	119	28	1	6	vs. RHP	.227	365	83	5	24
.325	40	13	0	10	RISP	.239	117	28	2	30
.000	2	0	0	1	Bases Loaded	.125	8	1	0	2
.226	53	12	1	2	Pinch Hitter	.233	90	21	1	4
—	0	0	0	0	Designated Hitter	—	0	0	0	0

### Ballpark Breakdown

	AVG.	AB	H	HR	RBI
AT&T Park	.218	156	34	2	14
Busch Stadium	.200	5	1	0	0
Busch Stadium II	.125	8	1	0	0
Camden Yards	.111	9	1	0	1
Chase Field	.139	36	5	0	2
Citizens Bank Park	.333	12	4	0	0
Comerica Park	.273	11	3	1	3
Coors Field	.273	22	6	0	0
Dodger Stadium	.226	31	7	2	4
Dolphin Stadium	.325	77	25	0	7
Great American	.458	24	11	1	2
McAfee Coliseum	.143	7	1	0	1
Metrodome	.100	10	1	0	0
Miller Park	.000	6	0	0	0
Minute Maid Park	.000	5	0	0	0
Olympic Stadium	.000	4	0	0	0
PETCO Park	.129	31	4	0	0
PNC Park	.400	10	4	1	1
RFK Stadium	.444	9	4	0	0
Shea Stadium	.000	6	0	0	0
Tropicana Field	.182	11	2	0	0
Turner Field	.200	5	1	1	1
Wrigley Field	.143	7	1	0	0

### Fielding Statistics

Outfield							
YEAR	PCT.	G	PO	A	E	TC	DP
2003	.929	13	13	0	1	14	0
2004	1.000	11	9	0	0	9	0
2005	.983	52	114	0	2	116	0
2006	1.000	47	40	1	0	41	0
2007	.964	57	78	2	3	83	0
<b>Totals</b>	<b>.977</b>	<b>180</b>	<b>254</b>	<b>3</b>	<b>6</b>	<b>263</b>	<b>0</b>

### Linden's Career Highs

**Hits:** 3 (three times), last: August 7, 2007 at Philadelphia  
**Runs:** 2 (eight times), last: September 1, 2007 vs. Philadelphia  
**Doubles:** 2, September 26, 2007 vs. Chicago (NL)  
**Triples:** 1 (three times), last: July 20, 2007 vs. Cincinnati  
**Home Runs:** 1 (eight times), last: July 7, 2007 at Los Angeles (NL)  
**Runs Batted In:** 3 (twice), last: June 19, 2005 at Detroit  
**Walks:** 3, June 7, 2004 at Colorado  
**Strikeouts:** 4 (four times), last: July 23, 2007 at Arizona  
**Stolen Bases:** 1 (eight times), last: September 23, 2007 vs. New York (NL)  
**Hitting Streak:** 7, June 15 to 22, 2005  
**Hitless Streak (At Bats):** 19, September 5 to 12, 2005

### Linden's Career Home Run Chart

**Multi-Homer Games:** None. **Three-Homer Games:** None. **Two-Homer Games:** None. **Grand Slams:** None. **Pinch-Hit Home Runs:** 1, July 7, 2007 at Los Angeles (D.J. Houlton). **Inside-The-Park Home Runs:** None. **Game Ending Home Runs:** None. **Lead Off Home Runs:** None.

## Jay Marshall

52

### Left-Handed Pitcher

**Height/Weight:** 6-5 / 205      **Bats/Throws:** Left / Left  
**Birthdate:** February 25, 1983      **Opening Day Age:** 25  
**Birthplace/Resides:** St. Louis, Missouri / Manchester, Missouri  
**Major League Service:** 1 year  
**Obtained:** Claimed off waivers from Boston, December 6, 2007  
**Contract Status:** First year of a one-year contract through 2008.



### 2007 Highlights

Was selected by the A's from the Chicago White Sox organization in the Rule 5 draft and spent the entire season on the A's roster...was claimed on waivers by Boston on October 15 and was reclaimed by the A's on December 6 before being sent outright to Sacramento on December 11...was 1-2 with a 6.43 ERA in 51 relief appearances...tied for sixth among American League rookies in games pitched...allowed just 6 of 36 (16.7%) inherited runners to score, which tied for the sixth lowest percentage in the AL...first batters faced were 11 for 46 (.239) with three walks and a hit by pitch and he also had two blown saves...struck out just 18 batters in 42.0 innings, an average of 3.86 strikeouts per nine innings...that was the lowest figure among AL relievers and third lowest in the Majors...walked 22 for a strikeout to walk ratio of 0.82...his .298 opponents batting average broke down to .296 (21 for 71) against left-handed hitters and .299 (29 for 97) against right-handers...allowed all three of his home runs to righties...opponents hit .354 with runners in scoring position and were 2 for 11 (.182) with the bases loaded...saw most of his action in the first half of the season as he was 1-2 with a 5.83 ERA and .278 opponents batting average in 37 games before the All-Star Break...then appeared in just 14 of the A's 74 games after the break and had no decisions, a 7.82 ERA and .340 opponents batting average...had a 4.21 ERA and .266 opponents batting average in 29 appearances in Oakland compared to a 9.92 ERA and .338 opponents batting average in 22 outings on the road...did not allow a home run in 25.2 innings at home...had a 2.92 ERA and .217 opponents batting average in 15 outings on one day rest and a 7.89 ERA and .328 opponents average in his other 36 outings...had a 4.91 ERA and .204 opponents batting average in 14 outings during the day and a 7.24 ERA and .342 opponents batting average in 37 games at night...tossed less than one inning in 29 of his 51 outings and recorded more than three outs in a game just 10 times...the 24-year old rookie got off to a strong start as he retired the first 12 batters that he faced in his Major League career...made his debut on Opening Day at Seattle on April 2 and got the final out of the eighth inning, inducing Ibanez to ground out...recorded his first ML win in his eighth

career outing on April 15 against New York...entered the game in the eighth inning with two outs and the A's trailing 4-2 and retired three of the final four batters...picked up the win when Marco Scutaro hit a three-run walk off home run...did not allow a run in eight of his first nine outings through April 20 for a 2.25 ERA...then allowed a career high five runs on a career high five hits in just 1.0 inning on April 21 at Texas...finished April with a 4.76 ERA in 13 appearances, his best ERA and most games pitched for any month of the season...first batters faced were 0 for 12 with a walk in the month...was charged with his only two losses of the season in back-to-back outings on May 2 at Boston and May 5 at Tampa Bay...was also charged with his first blown save in the game against the Red Sox...went 14 consecutive outings (7.2 innings) without a strikeout from May 19 to June 17...those were the most consecutive appearances without a strikeout in Oakland history, topping the previous mark of 12 by Mike Mohler (1993) and Dave Von Ohlen (1986)...pitched less than one inning in each of his first 12 outings during that streak...finished May with a 6.52 ERA in 11 games and then posted a 6.35 ERA in 11 outings in June...was charged with his second blown save of the season on June 8 at San Francisco...pitched just once over an 12-day span from June 20 to July 1...had a 5.06 ERA in six outings in July and did not pitch over a 14-game span from July 28 to August 10...tossed a season high 2.2 innings on August 12 at Detroit...allowed at least one run in four consecutive appearances from August 17 to 25 and yielded a total of nine runs in 4.1 innings over that stretch...struck out a season high four batters in 2.0 innings on August 24 at Tampa Bay...then matched his season high by allowing five runs in just 0.1 innings the next day against the Devil Rays...made just three appearances in the month of September and did not allow a run (2.1 ip)...pitched just once after September 8 and his final outing came on September 18 against Seattle when he tossed 2.0 scoreless innings and allowed just one walk...allowed just 1 of 12 inherited runners to score after the All-Star Break...played for Phoenix in the Arizona Fall League following the season and posted an 18.00 ERA in two relief appearances (2.0 ip, 6 h, 4 r, 4 er, 1 bb, 1 so).

**Career**

**2006**—Spent the entire season at Single-A Winston-Salem where he compiled a 1.02 ERA in 58 appearances, all in relief...was also 5-1 with four saves...the ERA was the lowest of his minor league career and he also had career highs in wins and games pitched...the games pitched were the most in the Carolina League and second most among all Single-A pitchers...walked just eight batters in 62.0 innings for an average of 1.16 per nine innings, the lowest mark among CL relievers...struck out 44 for a strikeout to walk ratio of 5.5 to 1...allowed a .210 opponents batting average, which broke down to .096 (10 for 104) against left-handed hitters and .313 (36 for 115) against right-handers...allowed just two home runs in 62.0 innings and both came against righties...his opponents batting average dropped to .177 with runners in scoring position...was 4-0 with one save and a 0.59 ERA in 27 outings at home compared to 1-1 with three saves and a 1.44 ERA in 31 outings on the road...did not allow a home run at home...did not allow an earned run in the ninth inning (12.1 ip) and had a 0.67 ERA in innings seven through nine compared to 3.38 in all other innings...tossed at least 1.0 inning in 35 of his 58 outings, including 2.0 or more 10 times...converted 4 of 6 (66.7%) save opportunities...did not allow an earned run over his first 13 outings (15.1 ip) through May 3...in addition to a 0.00 ERA in April (13.2 ip), he had an ERA under 1.00 in June (0.84) and August (0.64)...recorded his first save of the season on May 3 and three of his four saves came over an eight-game stretch from May 3 to 21...did not allow a run over 12 outings from July 14 to August 20 (11.1 ip)...tossed a season high 3.0 scoreless innings on August 29 against Kinston.

**2005**—Was 2-0 with six saves and a 2.70 ERA in 29 appearances, all in relief, with Great Falls...was tied for fourth in the Pioneer League in appearances and led his team in saves...allowed a .215 opponents batting average, including .188 against left-handers and .226 against right-handers...went 1-0 with a 1.17 ERA at home...did not allow a run in nine straight appearances from August 4 to 23 (13.1 ip), lowering his ERA from 4.74 to 2.84...earned his first career save on June 22 vs. Billings by tossing one scoreless inning...15 of his final 18 appearances were scoreless and he compiled a season low 0.93 ERA in August...struck out 43 and walked just seven for a strikeout to walk ratio of 6.14 to 1.

**2004**—Pitched for the White Sox Rookie clubs at Bristol and Great Falls and was a combined 3-6 with a 3.56 ERA in 15 games, 13 starts...walked just 14 and struck out 69 for a strikeout to walk ratio of 4.9 to 1...posted a 1.62 ERA at home with Great Falls...allowed two earned runs or less in eight of his 11 starts...struck out a season high 11 on July 23 at Elizabethton...was 1-6 with a 3.59 ERA in 11 games, all starts, at Bristol when he was transferred to Great Falls on August 19...went 2-0 with a 3.45 ERA in four games, two starts, with Great Falls.

**2003**—Was 2-0 with a 2.61 ERA in 10 games, all starts, in his professional debut at Bristol...ranked second on the team in starts...struck out 42 batters in 41.1 innings, an average of 9.1 strikeouts per nine innings...earned his first career victory on August 18 at Bluefield, allowing one earned run in 6.0 innings...did not allow more than three runs in any of his starts...struck out six or more batters three times.

**Personal/Miscellaneous**

Jay W. Marshall was originally signed by Chicago White Sox scouts Nathan Durst and Alex Slattery...was a draft and follow in 2002 and did not sign until May 25, 2003...attended Jefferson (MO) Community College and helped his team reach the Junior College World Series...was an All-Region selection...graduated from John F. Kennedy High School...was First-Team All-State as a senior...lettered in basketball and baseball.

**Lifetime Pitching Record**

Year	Club	W	L	ERA	G	GS	CG	SHO	SV	IP	H	R	ER	HR	HB	BB	IBB	SO	WP	BK
2003	Bristol	2	0	2.61	10	10	0	0	0	41.1	38	15	12	3	4	13	0	42	2	0
2004	Bristol	1	6	3.59	11	11	0	0	0	57.2	63	31	23	8	2	8	1	52	4	1
	Great Falls	2	0	3.45	4	2	0	0	0	15.2	19	9	6	2	0	6	0	17	0	0
2005	Great Falls	2	0	2.70	29	0	0	0	6	43.1	35	20	13	3	3	7	0	43	1	0
2006	Winston-Salem	5	1	1.02	58	0	0	0	4	62.0	46	11	7	2	2	8	0	44	2	1
2007	OAKLAND	1	2	6.43	51	0	0	0	0	42.0	50	33	30	3	4	22	6	18	2	0
<b>M.L. Totals</b>		<b>1</b>	<b>2</b>	<b>6.43</b>	<b>51</b>	<b>0</b>	<b>0</b>	<b>0</b>	<b>0</b>	<b>42.0</b>	<b>50</b>	<b>33</b>	<b>30</b>	<b>3</b>	<b>4</b>	<b>22</b>	<b>6</b>	<b>18</b>	<b>2</b>	<b>0</b>

**Career Transactions**

**2002** — Selected by the Chicago White Sox organization in the 25th round of the First-Year Player Draft. **2006** — Selected by the Oakland Athletics in the Rule 5 draft, December 7. **2007** — Claimed off waivers by Boston, October 15. Claimed off waivers by Oakland, December 6.

FRONT OFFICE  
2008 ATHLETICS  
REVIEW  
RECORDS  
HISTORY  
OPONENTS  
PLAYER DEVELOPMENT  
MISCELLANEOUS

FRONT OFFICE

**vs. The American League**

2007											CAREER										
ERA	W	L	SV	G	IP	H	HR	ER	SO	vs. TEAM	ERA	W	L	SV	G	IP	H	HR	ER	SO	
9.00	0	0	0	3	1.0	2	1	1	1	Baltimore	9.00	0	0	0	3	1.0	2	1	1	1	
5.40	0	1	0	4	1.2	2	0	1	0	Boston	5.40	0	1	0	4	1.2	2	0	1	0	
4.91	0	0	0	5	3.2	3	0	2	0	Chicago	4.91	0	0	0	5	3.2	3	0	2	0	
7.71	0	0	0	1	2.1	3	0	2	0	Cleveland	7.71	0	0	0	1	2.1	3	0	2	0	
3.00	0	0	0	3	3.0	2	0	1	1	Detroit	3.00	0	0	0	3	3.0	2	0	1	1	
4.15	0	0	0	4	4.1	5	0	2	2	Kansas City	4.15	0	0	0	4	4.1	5	0	2	2	
0.00	0	0	0	1	1.2	0	0	0	1	Los Angeles	0.00	0	0	0	1	1.2	0	0	0	1	
0.00	0	0	0	3	1.0	1	0	0	1	Minnesota	0.00	0	0	0	3	1.0	1	0	0	1	
0.00	1	0	0	3	2.2	1	0	0	2	New York	0.00	1	0	0	3	2.2	1	0	0	2	
—	0	0	0	0	0.0	0	0	0	0	Oakland	—	0	0	0	0	0.0	0	0	0	0	
0.00	0	0	0	5	5.1	1	0	0	1	Seattle	0.00	0	0	0	5	5.1	1	0	0	1	
18.00	0	1	0	4	4.0	10	0	8	6	Tampa Bay	18.00	0	1	0	4	4.0	10	0	8	6	
18.00	0	0	0	5	3.0	10	1	6	0	Texas	18.00	0	0	0	5	3.0	10	1	6	0	
6.75	0	0	0	2	2.2	1	0	2	1	Toronto	6.75	0	0	0	2	2.2	1	0	2	1	

2008 ATHLETICS

**vs. The National League**

2007											CAREER										
ERA	W	L	SV	G	IP	H	HR	ER	SO	vs. TEAM	ERA	W	L	SV	G	IP	H	HR	ER	SO	
0.00	0	0	0	1	0.1	0	0	0	1	Cincinnati	0.00	0	0	0	1	0.1	0	0	0	1	
0.00	0	0	0	1	0.1	0	0	0	0	Houston	0.00	0	0	0	1	0.1	0	0	0	0	
54.00	0	0	0	1	0.1	2	1	2	0	New York	54.00	0	0	0	1	0.1	2	1	2	0	
3.00	0	0	0	2	3.0	3	0	1	0	St. Louis	3.00	0	0	0	2	3.0	3	0	1	0	
10.80	0	0	0	3	1.2	4	0	2	1	San Francisco	10.80	0	0	0	3	1.2	4	0	2	1	

REVIEW

RECORDS

**Monthly Breakdown**

2007											CAREER										
ERA	W	L	SV	G	IP	H	HR	ER	SO	by MONTH	ERA	W	L	SV	G	IP	H	HR	ER	SO	
4.76	1	0	0	13	11.1	10	1	6	6	April	4.76	1	0	0	13	11.1	10	1	6	6	
6.52	0	2	0	11	9.2	13	1	7	3	May	6.52	0	2	0	11	9.2	13	1	7	3	
6.35	0	0	0	11	5.2	8	1	4	1	June	6.35	0	0	0	11	5.2	8	1	4	1	
5.06	0	0	0	6	5.1	5	0	3	2	July	5.06	0	0	0	6	5.1	5	0	3	2	
11.74	0	0	0	7	7.2	12	0	10	6	August	11.74	0	0	0	7	7.2	12	0	10	6	
0.00	0	0	0	3	2.1	2	0	0	0	September	0.00	0	0	0	3	2.1	2	0	0	0	

HISTORY

**Pitching Breakdown**

2007											CAREER										
ERA	W	L	SV	G	IP	H	HR	ER	SO	by CATEGORY	ERA	W	L	SV	G	IP	H	HR	ER	SO	
4.21	1	0	0	29	25.2	25	0	12	9	Home	4.21	1	0	0	29	25.2	25	0	12	9	
9.92	0	2	0	22	16.1	25	3	18	9	Road	9.92	0	2	0	22	16.1	25	3	18	9	
4.91	1	0	0	14	14.2	11	1	8	4	Day	4.91	1	0	0	14	14.2	11	1	8	4	
7.24	0	2	0	37	27.1	39	2	22	14	Night	7.24	0	2	0	37	27.1	39	2	22	14	
5.12	1	1	0	47	38.2	40	3	22	12	Grass	5.12	1	1	0	47	38.2	40	3	22	12	
21.60	0	1	0	4	3.1	10	0	8	6	Turf	21.60	0	1	0	4	3.1	10	0	8	6	
5.83	1	2	0	37	29.1	32	3	19	11	Pre-ASG	5.83	1	2	0	37	29.1	32	3	19	11	
7.82	0	0	0	14	12.2	18	0	11	7	Post-ASG	7.82	0	0	0	14	12.2	18	0	11	7	
—	0	0	0	0	0.0	0	0	0	0	Starter	—	0	0	0	0	0.0	0	0	0	0	
6.43	1	2	0	51	42.0	50	3	30	18	Reliever	6.43	1	2	0	51	42.0	50	3	30	18	

OPPONENTS

PLAYER DEVELOPMENT

**Milestones Within Reach**

**Joe Blanton**  
Needs 2 games started for 100  
Needs 131 strikeouts for 500

---

**Emil Brown**  
Needs 18 hits for 500  
Needs 2 doubles for 100

**Kiko Calero**  
Needs 59 games for 300

---

**Eric Chavez**  
Needs 34 doubles for 300

---

**Bobby Crosby**  
Needs 117 hits for 500  
Needs 13 doubles for 100

**Justin Duchscherer**  
Needs 3 games for 200

---

**Alan Embree**  
Needs 24 games for 800

---

**Rich Harden**  
Needs 24 starts for 100  
Needs 69 strikeouts for 500

**Kirk Saarloos**  
Needs 43 games for 200

---

**Huston Street**  
Needs 24 saves for 100  
Needs 16 games for 200

MISCELLANEOUS

**Ballpark Breakdown**

	ERA	W	L	SV	G	IP	H	HR	ER	SO
Angel Stadium of Anaheim	0.00	0	0	0	1	1.2	0	0	0	1
AT&T Park	0.00	0	0	0	1	0.0	2	0	1	0
Camden Yards	13.50	0	0	0	2	0.2	2	1	1	0
Comerica Park	3.00	0	0	0	2	3.0	1	0	1	1
Fenway Park	13.50	0	1	0	1	0.2	1	0	1	0
Kauffman Stadium	0.00	0	0	0	1	1.0	0	0	0	0
McAfee Coliseum	4.21	1	0	0	29	25.2	25	0	12	9
Metrodome	0.00	0	0	0	1	0.1	1	0	0	1
Minute Maid Park	0.00	0	0	0	1	0.1	0	0	0	0
Rangers Ballpark in Arlington	21.60	0	0	0	3	1.2	6	1	4	0
Safeco Field	0.00	0	0	0	3	2.1	0	0	0	0
Shea Stadium	54.00	0	0	0	1	0.1	2	1	2	0
Tropicana Field	24.00	0	1	0	3	3.0	9	0	8	5
U.S. Cellular Field	0.00	0	0	0	2	1.1	1	0	0	0

**Fielding Statistics**

**Pitcher**

YEAR	PCT.	G	PO	A	E	TC	DP
2007	.944	51	1	16	1	18	1
<b>Totals</b>	<b>.944</b>	<b>51</b>	<b>1</b>	<b>16</b>	<b>1</b>	<b>18</b>	<b>1</b>

**Marshall's Career Highs**

- Low Hit Complete Game:** None
- Innings Pitched:** 2.2, August 12, 2007 at Detroit
- Hits:** 5, April 21, 2007 at Texas
- Runs:** 5 (twice), last: August 25, 2007 at Tampa Bay
- Earned Runs:** 5, August 25, 2007 at Tampa Bay
- Walks:** 3, July 4, 2007 vs. Toronto
- Strikeouts:** 4, August 24, 2007 at Tampa Bay
- Home Runs:** 1 (three times), last: June 24, 2007 at New York (NL)
- Longest Winning Streak:** 1, April 15, 2007
- Longest Losing Streak:** 2, May 2, 2007 to present
- Longest Scoreless Streak:** 4.0, April 2 to 9, 2007

**Danny Putnam**

**26**

**Outfielder**

**Height/Weight:** 5-10 / 202      **Bats/Throws:** Left / Left  
**Birthdate:** September 17, 1982      **Opening Day Age:** 25  
**Birthplace/Resides:** Scott Air Force Base, Illinois / Escondido, California  
**Major League Service:** 19 days  
**Obtained:** Selected as a compensation pick following the first round (36th selection overall) of the 2004 First-Year Player Draft  
**Contract Status:** First year of a one-year contract through 2008.



**2007 Highlights**

Was one of nine players to make his Major League debut with the A's in 2007 and batted .214 with one home run and two RBI in 11 games...was part of the A's first roster move of the season as he was selected from Double-A Midland on April 23 when Milton Bradley went on the disabled list...made his debut that night at Baltimore with a start in right field and went 1 for 4...struck out in his first at bat, but then singled off Erik Bedard in the fifth inning for his first ML hit...collected his first RBI the next day against the Orioles with a bases loaded walk in the sixth inning...went 3 for 24 (.125) over his first 10 games...then had his first three-hit game and hit his first ML home run in a 3 for 4 performance on May 10 at Kansas City...hit a solo home run in the seventh inning off Neal Musser but was optioned to Triple-A Sacramento the next day...appeared in all three outfield positions for Oakland and made four starts in center field and three in right field...went 0 for 6 with runners in scoring position...batted a combined .250 with five home runs, 38 RBI and a career high three stolen bases in 73 games with four different teams in the A's farm system...started the year at Midland, played for Sacramento following his option from Oakland and had rehab stints with Single-A Stockton and the A's affiliate in the Arizona Rookie League following a stint on the disabled list...his batting average included a .271 (52 for 192) mark against right-handed pitching and .188 (12 for 64) against left-handers...hit .239 with runners in scoring position...appeared in 28 games in right field, 26 in left field and 15 in center field...was also 4 for 16 (.250) in four games at designated hitter and 0 for 2 as a pinch hitter...began the year at Midland and hit .327 with two home runs and 15 RBI in 13 games before his promotion to Oakland...hit safely in 12 of those games, including each of the last nine (12 for 35, .343)...went 2 for 4 with a home run and a season high five RBI in his final Double-A game on April 22 against San Antonio...was sent to Sacramento following his option from Oakland on May 11 and hit .216 with one home run and 17 RBI in 51 games with the River Cats...went 5 for 26 (.192) with two RBI over his first nine games before fracturing his left finger...was placed on the seven-day disabled list on May 26...went 6 for 19 (.316) with a home run and one RBI in six games with the A's affiliate in the Arizona Rookie League from June 27 to July 3, and 4 for 14 (.286) with a home run and five RBI in three games with Stockton from July 4 to 6...returned to Sacramento on July 7 and hit .221 over his final 42 games...batted .184 in 24 games in August, which included a 1 for 22 stretch from August 20 to 27...then hit .217 (5 for 23) with a triple, three home runs and seven RBI in seven postseason games for the River Cats.

**Career**

**2006**—Made his Double-A debut at Midland but spent two months of the season on the disabled list, which led to rehab stints at Single-A Stockton and the A's affiliate in the Arizona Rookie League...hit a combined .265 with nine home runs and 48 RBI in 76 games with all three teams...batted .278 against left-handed pitching and .261 against right-handers...appeared in 41 games in left field and 34 in right field...hit .244 with eight home runs and 37 RBI in 60 games with Midland...had five RBI in the second game of the season on April 7 at Frisco and had 14 RBI over his first 10 games...capped that streak by going 4 for 5 with two doubles and four RBI on April 16 against Corpus Christi...hit .241 with 18 RBI in 23 games in April but then batted .189 with two RBI in 20 games in May...was batting .217 in 43 games when he was placed on the disabled list on May 26 with a strained right knee...was sent to the A's affiliate in the AZL on July 27 and hit .278 with two RBI in six games before he was reinstated from the DL on August 5...was sent to Stockton that day and hit .375 with a home run and nine RBI in 10 games with the Ports before returning to Midland on August 16...hit .313 with six home runs and 17 RBI over his final 17 games with the Rockhounds...had a grand slam on August 20 at Arkansas...homed in four consecutive games from August 28 to September 1, including a two-home run, five RBI game on August 30 against Frisco...was named Midwest League Batter of the Week after hitting .360 with five home runs and 10 RBI from August 28 to September 3...then went 2 for 11 (.182) with one RBI in three postseason games.

**2005**—Spent his first full professional season with Single-A Stockton of the California League and batted .307 with 37 doubles, 15 home runs and 100 RBI in 131 games...added 66 walks for a .388 on-base percentage...led the A's farm system in RBI and ranked fifth in batting...ranked fourth in the CL in runs scored (97) and was fifth in RBI...led Stockton in runs, hits (158) and RBI...batted .311 against right-handed pitchers and .299 against left-handers...his average improved to .350 with runners in scoring position, including .366 with RISP and two outs...was just 3 for 16 (.188) with the bases loaded but had 18 RBI, including a grand slam on June 11 against Bakersfield...never batted under .287 in a month as he hit .305 in April, .287 in May, .296 in June, .329 in July and .328 in August...his average never dropped below .283 after April 13...had six home runs and 27 RBI in 24 games in June...hit .331 at home and .286 on the road...appeared in 105 games in left field, 25 in right field and two in center field...had 10 assists as an outfielder...hit in every spot in the order from two through seven and saw his most action with 46 games batting clean-up (57 for 183, .311)...had his first of two two-homer games on May 1 against Lancaster...the second two-homer game came on June 11 at Bakersfield when he also had a season high seven RBI...had 14 RBI over a five-game span from June 8 to 13...went 4 for 6 with four runs scored and three RBI on June 16 against San Jose...also scored four runs three games later on June 19 against Rancho Cucamonga...scored a total of 14 runs over a six-game span from June 16-21...had a season best 10-game hitting streak from August 23 to September 2 (18 for 45, .400)...was transferred to Double-A Midland on September 6 and hit .314 with a home run and five RBI in nine postseason games for the Texas League Champions.

**2004**—Played for Single-A Vancouver and Single-A Kane County in his first professional season and combined to hit .232 with nine home runs and 30 RBI in 60 games...added 43 walks for a .376 on-base percentage...began the year at Vancouver and batted .289 with a .481 on-base percentage in 11 games, all in left field...his first two professional homers came in back-to-back games on July 5 and 6 at Everett...singled and walked four times in five plate appearances on July 14 at Boise...was promoted to Kane County on July 16 and hit .219 with seven home runs and 27 RBI in 49 games...appeared in 43 games in left field but was also 4 for 15 (.267) in four games at designated hitter and 2 for 3 (.667) as a pinch hitter...hit .303 over his first 20 games but went 15 for 90 (.167) over his final 28 games...then hit .375 with six doubles, a home run, eight RBI and eight runs scored in 10 postseason games for the Cougars.

**Personal/Miscellaneous**

Daniel Christopher Putnam was originally signed by A's scout Scott Kidd...graduated from Rancho Bernardo (CA) High School in 2001 when he was named USA Today California High School Player of the Year...attended Stanford University where he was a .345 career hitter with 33 home runs and 138 RBI in 157 games over three seasons...was a two-time All Pac-10 Selection, hitting .348 with 16 home runs and 66 RBI as a sophomore in 2003 and .378 with 16 home runs and 62 RBI as a junior in 2004...was selected by the A's as a compensation pick following the first round of the June, 2004 draft for the loss of free agent Keith Folke to Boston.

**Lifetime Playing Record**

Year	Club	AVG.	G	AB	R	H	2B	3B	HR	RBI	SH	SF	HP	BB	SO	SB	CS	SLG	OBP	E
2004	Vancouver	.289	11	38	10	11	2	0	2	3	0	0	0	14	8	1	0	.500	.481	0
	Kane County	.219	49	160	29	35	5	2	7	27	1	1	3	29	40	0	0	.406	.347	1
2005	Stockton	.307	131	514	97	158	37	3	15	100	1	7	6	66	92	1	3	.479	.388	7
	Midland	.244	60	225	33	55	13	2	8	37	2	2	2	23	37	2	1	.427	.317	0
2006	AZL Athletics	.278	6	18	2	5	1	0	2	0	0	0	0	6	2	0	0	.333	.458	1
	Stockton	.375	10	40	7	15	2	0	1	9	0	0	0	6	8	0	0	.500	.457	1
	Midland	.327	13	52	9	17	7	1	2	15	0	0	0	5	4	1	2	.615	.386	0
2007	OAKLAND	.214	11	28	3	6	0	0	1	2	0	0	0	3	11	0	0	.321	.290	1
	Sacramento	.216	51	171	14	37	11	1	1	17	1	0	4	17	41	2	2	.310	.302	0
	AZL Athletics	.316	6	19	2	6	0	0	1	1	0	0	0	2	3	0	0	.474	.381	0
	Stockton	.286	3	14	3	4	1	0	1	5	0	0	0	0	0	0	0	.571	.286	0
<b>ML Totals</b>		<b>.214</b>	<b>11</b>	<b>28</b>	<b>3</b>	<b>6</b>	<b>0</b>	<b>0</b>	<b>1</b>	<b>2</b>	<b>0</b>	<b>0</b>	<b>0</b>	<b>3</b>	<b>11</b>	<b>0</b>	<b>0</b>	<b>.321</b>	<b>.290</b>	<b>1</b>

**Career Transactions**

**2004** — Selected by the Oakland Athletics organization as a compensation pick following the 1st round (36th pick overall) of the First-Year Player Draft.

FRONT OFFICE  
2008 ATHLETICS  
REVIEW  
RECORDS  
HISTORY  
OPPONENTS  
PLAYER DEVELOPMENT  
MISCELLANEOUS

vs. The American League

2007 AVG.	AB	H	HR	RBI	CAREER vs. TEAM	AVG.	AB	H	HR	RBI
.167	6	1	0	1	Baltimore	.167	6	1	0	1
.200	5	1	0	0	Boston	.200	5	1	0	0
.750	4	3	1	1	Kansas City	.750	4	3	1	1
.000	5	0	0	0	Seattle	.000	5	0	0	0
.125	8	1	0	0	Tampa Bay	.125	8	1	0	0

Monthly Breakdown

2007 AVG.	AB	H	HR	RBI	CAREER by MONTH	AVG.	AB	H	HR	RBI
.133	15	2	0	1	April	.133	15	2	0	1
.308	13	4	1	1	May	.308	13	4	1	1

Batting Breakdown

2007 AVG.	AB	H	HR	RBI	CAREER by CATEGORY	AVG.	AB	H	HR	RBI
.111	9	1	0	0	Home	.111	9	1	0	0
.263	19	5	1	2	Road	.263	19	5	1	2
.200	15	3	1	2	Day	.200	15	3	1	2
.231	13	3	0	0	Night	.231	13	3	0	0
.250	24	6	1	2	Grass	.250	24	6	1	2
.000	4	0	0	0	Turf	.000	4	0	0	0
.214	28	6	1	2	Pre-ASG	.214	28	6	1	2
—	0	0	0	0	Post-ASG	—	0	0	0	0
.222	9	2	1	2	vs. LHP	.222	9	2	1	2
.211	19	4	0	0	vs. RHP	.211	19	4	0	0
.000	6	0	0	1	RISP	.000	6	0	0	1
—	0	0	0	1	Bases Loaded	—	0	0	0	1
—	0	0	0	0	Pinch Hitter	—	0	0	0	0
—	0	0	0	0	Designated Hitter	—	0	0	0	0

Ballpark Breakdown

	AVG.	AB	H	HR	RBI
Camden Yards	.167	6	1	0	1
Fenway Park	.200	5	1	0	0
Kauffman Stadium	.750	4	3	1	1
McAfee Coliseum	.111	9	1	0	0
Tropicana Field	.000	4	0	0	0

Putnam's Career Highs

**Hits:** 3, May 10, 2007 at Kansas City  
**Runs:** 2, May 10, 2007 at Kansas City  
**Doubles:** None  
**Triples:** None  
**Home Runs:** 1, May 10, 2007 at Kansas City  
**Runs Batted In:** 1 (twice), last: May 10, 2007 at Kansas City  
**Walks:** 2, April 24, 2007 at Baltimore  
**Strikeouts:** 2 (four times), last: May 6, 2007 at Tampa Bay  
**Stolen Bases:** None  
**Hitting Streak:** 1 (four times), last: May 10, 2007 to present  
**Hitless Streak (At Bats):** 9, April 23 to 26, 2007

Fielding Statistics

Outfield							
YEAR	PCT.	G	PO	A	E	TC	DP
2007	.950	11	19	0	1	20	0
<b>Totals</b>	<b>.950</b>	<b>11</b>	<b>19</b>	<b>0</b>	<b>1</b>	<b>20</b>	<b>0</b>

Putnam's Career Home Run Chart

**Multi-Homer Games:** None. **Three-Homer Games:** None. **Two-Homer Games:** None. **Grand Slams:** None. **Pinch-Hit Home Runs:** None. **Inside-The-Park Home Runs:** None. **Game Ending Home Runs:** None. **Lead Off Home Runs:** None.

# Anthony Recker

72



## Catcher

**Height/Weight:** 6-2 / 240

**Bats/Throws:** Right / Right

**Birthdate:** August 29, 1983

**Opening Day Age:** 24

**Birthplace/Resides:** Allentown, Pennsylvania / Catasauqua, Pennsylvania

**Major League Service:** None

**Obtained:** Selected in the 18th round of the 2005 First-Year Player Draft

**Contract Status:** First year of a one-year contract through 2008.

## 2007 Highlights

Began the season at Single-A Stockton and hit .319 with 13 home runs and 47 RBI in 56 games before earning a June 20 promotion to Double-A Midland...went on to bat .204 with four home runs and 20 RBI in 50 games with the Rockhounds...combined for a .262 batting average, 17 home runs and 67 RBI in 114 games total...had career highs in games, at bats (408), runs (55), doubles (29), home runs, RBI, walks (44) and slugging (.468)...ranked fifth in the A's farm system in home runs...batted .457 against left-handed pitching at Stockton and .148 at Midland...overall, he hit .260 (25 for 96) against lefties and .263 (82 for 312) against righties...hit .385 with runners in scoring position at Stockton and .150 at Midland for a .259 average with RISP overall...hit 10 of his 17 home runs in the seventh inning or later...committed five errors in 53 games at catcher with Stockton (.989 fielding percentage) and tossed out 23 of 69 (33.3%) attempted base stealers...then made 11 errors in 56 games at Midland (.976 fielding percentage) and tossed out just 14 of 77 (18.2%) attempted base stealers...his 11 errors at Midland were the most among all Texas League catchers...hit in every spot in the order except first and second and saw his most action with 29 games batting ninth...his average increased each month at Stockton as he hit .288 in April, .321 in May and .344 in June...had his lone four-hit game of the season on May 12 at High Desert when he was 4 for 5 with a double, a triple and three RBI...fell a single short of the cycle on May 28 at San Jose when he was 3 for 5 with three RBI...hit seven of his 17 home runs over a seven-game span from June 3 to 9...homered in four straight games from June 6 to 9, including his first of two two-homer games on June 6 at Bakersfield...also had a two-homer game for Midland on August 28 at San Antonio...hit safely in each of his final 12 games at Stockton and his first game at Midland for a season best 13-game hitting streak from June 6 to 20...hit .375 during the streak with seven doubles, five home runs and 10 RBI...was named to the California League midseason All-Star team and went 1 for 4 with a double and a walk in the game against the Carolina League All-Stars on June 19 at Stockton...was promoted to Midland the next day...hit .172 over his first 29 games with the Rockhounds through July 23...then had an 11-game hitting streak from July 24 to August 9 (14 for 40, .350) before going 10 for 62 (.161) over his final 18 games.

## Career

**2006**—Spent the entire season at Single-A Kane County and batted .287 with 14 home runs and 57 RBI in 109 games...the batting average was ninth best in the A's farm system...hit .363 against left-handed pitching and .262 against right-handers...batted .273 or better in each month of the season, including a season best .316 mark in May...tied for the lead among Midwest League catchers in games (95) and errors (12)...tossed out 51 of 122 (41.8%) attempted base stealers...also hit .314 with a home run and seven RBI in 14 games at designated hitter...hit in every spot in the order except first and second and saw his most action in the five (33 games) and four (30 games) spots in the order...was named to ML midseason All-Star Team...had a season high four hits on April 18 against South Bend...homered twice and added a double on June 13 at Burlington...hit six of his 14 home runs in the 22 games during the month of June...batted .256 with two doubles, a triple, three home runs, 11 RBI and eight runs scored in nine postseason games for Kane County.

**2005**—Made his professional debut at Single-A Vancouver and hit .233 with five home runs and 18 RBI in 43 games...hit .273 against left-handed pitching and .217 with four of his five home runs against right-handers...his average increased slightly to .263 with runners in scoring position...led Northwest League catchers with a .995 fielding percentage as he committed just two errors in 39 games...also topped league backstops in total chances (369) and putouts (343)...tossed out 16 of 42 (38.1%) attempted base stealers...hit in each of the final five spots in batting order...his best single month batting average came in August when he hit .232...was 2 for 15 (.133) with four walks in five postseason games for the Canadians.

## Personal/Miscellaneous

Anthony Vito Recker was originally signed by A's scout Jeff Bittiger...graduated from Catasauqua (PA) High School in 2001...attended Alvernia College...finished his career second on the Alvernia list in home runs (44) and RBI (210).

## Lifetime Playing Record

Year	Club	AVG.	G	AB	R	H	2B	3B	HR	RBI	SH	SF	HP	BB	SO	SB	CS	SLG	OBP	E
2005	Vancouver	.233	43	150	16	35	8	0	5	18	1	0	2	16	40	0	0	.387	.315	2
2006	Kane County	.287	109	407	52	117	24	3	14	57	0	1	3	42	115	5	5	.464	.358	12
2007	Stockton	.319	56	207	39	66	17	2	13	47	0	5	5	27	48	2	0	.609	.402	5
	Midland	.204	58	201	16	41	12	0	4	20	0	0	1	17	63	0	1	.323	.269	11

## Career Transactions

**2005** — Selected by the Oakland Athletics organization in the 18th round of the First-Year Player Draft.



# Casey Rogowski

66



## Infielder

**Height/Weight:** 6-3 / 230

**Bats/Throws:** Left / Left

**Birthdate:** May 1, 1981

**Opening Day Age:** 26

**Birthplace/Resides:** Livonia, Michigan / Livonia, Michigan

**Major League Service:** None

**Obtained:** Signed as a free agent to a minor league contract, November 25, 2007

**Contract Status:** First year of a one-year contract through 2008.

## 2007 Highlights

Spent the entire season at Triple-A Charlotte for the second consecutive year and batted .245 with 14 home runs and 54 RBI in 137 games... led the Knights in games, at bats (453), runs (62), hits (111), total bases (181), doubles (28), home runs, RBI, walks (61), extra base hits (42) and strikeouts (109)...his games played were a career high and tied for fourth most in the Pacific Coast League...stole 17 bases, the eighth consecutive season he has reached double figures in steals...now has 144 stolen bases in nine seasons as a professional...hit .211 with four home runs and 27 RBI in 86 games before the All-Star Break and .298 with 10 home runs and 27 RBI in 51 games after the break...his average improved every month as he hit .143 in April, .224 in May, .250 in June, .265 in July and .330 in August...had one home run each in April, May and June but then hit five home runs in July and six in August...batted .259 (37 for 143) with seven home runs against left-handed pitching and .239 (74 for 310) with seven home runs against right-handed pitching...hit seven home runs at home and seven on the road...10 of his 14 round trippers were solo shots...batted .179 with four home runs and 17 RBI over the first four innings of a game and .295 with 10 home runs and 37 RBI from the first inning on...was 5 for 9 (.556) with a home run and 13 RBI with the bases loaded...led PCL first basemen with a .995 fielding percentage...committed just five errors in 121 games...also appeared in 19 games in left field and one in right field...hit in every spot in the order except leadoff and saw his most action with 51 games hitting seventh and 38 batting sixth...snapped a 0 for 22 streak on April 14 at Rochester...went 2 for 33 (.061) over a 10-game stretch from April 23 to May 3...had his first of three season best seven-game hitting streaks from May 22 to June 2 (also July 15 to 21 and August 7 to 13)...had three hits on June 25 against Rochester to boost his average to .206, the first time it was over .200 all season...had a grand slam and a season high four RBI in a 3 for 5 performance on July 13 at Columbus...batted .384 over a 20-game stretch from July 4-31...had his lone two homer game of the season on August 15 at Durham and homered in three consecutive games from August 15 to 17...went 3 for 4 on August 23 against Norfolk and all three hits were doubles... stole a season high two bases on August 26 at Richmond and had a season high four hits the next day against the Braves...his average reached a season high .248 on September 1 but he went 0 for 5 over his final two games to finish the year at .245.

## Career

**2006**—Hit .272 with 32 doubles, 13 home runs and 76 RBI in 127 games in his first season at Triple-A Charlotte...ranked fifth in the International League in doubles and finished among the organizational leaders in numerous categories, including doubles (t-2nd), extra-base hits (t-4th, 47), walks (5th, 53), runs (t-5th), stolen bases (t-5th, 26), total bases (6th, 200), hits (7th) and home runs (t-8th)...compiled a .990 fielding percentage at first base...was successful in a career-best 26 of 35 stolen base attempts...batted .282 against left-handers and .268 against righties...was 45 for 133 (.338) with runners in scoring position...totaled 36 multi-hit efforts...batted .302 combined in April and May, but hit just .227 in June...was a triple shy of a cycle on May 27 at Richmond, going 4 for 5 with a double, a home run and a season-high five RBI...his average was as high as .292 on August 11, but he hit only .171 over his final 21 games.

**2005**—Spent his first season at Double-A Birmingham...ranked second in the Southern League in doubles (37), third in hits (148), fourth in RBI (78), extra-base hits (52) and at-bats (505) and fifth in total bases (224) and games played (134)...tied for the Barons team lead with six triples and ranked second in doubles...was named to the SL postseason All-Star Team...posted 40 multi-hit efforts, including four hits on four occasions...reached base safely in 79.9 percent (107 of 134) of his games...hit .327 in May and followed that with a .374 average in June...average was above .300 every day between April 11 and August 19, reaching a season high of .331 on May 24...batted just .191 in August as his average dropped to .286, but he finished the season on an 11 for 26 (.423) streak to raise his final mark to .293...reached base safely in 22 straight games from July 4-31...collected three hits in three straight games from June 26-30...was 4 for 6 with a home run and six RBI on July 7 at Huntsville...hit a pair of triples on August 8 at Mississippi...played for Azucareros in the Dominican Winter League, hitting .282 with 13 doubles, one home run and 29 RBI in 39 games.

**2004**—Established then career highs in virtually all categories, batting .286 with 28 doubles, 18 home runs and 90 RBI with Single-A Winston-Salem...tied for second among all minor-league players with 91 walks...was one of three minor leaguers to collect at least 90 RBI and 90 walks...led the Carolina League in walks and RBI, tied for the lead in on-base percentage (.401), ranked second in runs scored (88) and fifth in doubles, slugging percentage (.471) and extra base hits (48)...led team with 36 multi-hit and 20 multi-RBI games...appeared in 115 games at first base, 14 in left field and 11 as designated hitter...collected nine homers and 31 RBI in May...hit .325 in June...reached base safely in 27 straight games from May 20 to June 16...scored a run in eight consecutive games from May 6-14...hit two home runs and matched his season high with four RBI on May 6 at Frederick...played for Mesa in the Arizona Fall League, hitting .289 with two home runs and 10 RBI in 28 games.

**2003**—Spent his first full season at Winston-Salem...ranked among the organization leaders in walks (53), on-base percentage (.354) and stolen bases (18)...tied for the team lead in hit-by-pitch (8).

**2002**—Hit a combined .288 with five home runs and 31 RBI between Rookie Phoenix and Winston-Salem...spent the majority of season at Winston-Salem...led his team with a .358 on-base percentage.

**2001**—Rated by *Baseball America* as the Best Defensive First Baseman in the South Atlantic League...his .995 fielding percentage at Single-A Kannapolis led all SAL infielders...tied for fifth in the SAL with a .382 on-base percentage...was selected to the SAL midseason All-Star Team...earned the Kannapolis Most Valuable Player Award after leading the team in average (.287), home runs (14) and RBI (69)...was named SAL Hitter of the Week twice (April 5-12 and September 10-16).

**2000**—Ranked second on the team at Single-A Burlington in runs scored (62) and tied for second in doubles (19)...hit safely in 12 straight games from May 2-13.

**1999**—Led Rookie Tucson with a .384 on-base percentage and 26 walks...named to the Arizona League All-Star Team...cited by *Baseball America* as the Best Hitter and Most Intriguing Story in the Sox 1999 draft class.

**Personal/Miscellaneous**

Casey Daniel Rogowski was originally signed by Chicago White Sox scouts Ken Stauffer and Nathan Durst...graduated from Catholic Central High School in Livonia, Mich...named Michigan's Mr. Baseball as a senior after batting .491 with 11 home runs and 55 RBI...homered into the right-center field upper deck at Tiger Stadium in the Catholic League Championship game as junior...was All-State in baseball, football and wrestling...was a member of the state championship football team as a junior and senior...helped his team win the state wrestling title two straight seasons...was the Michigan state heavyweight wrestling champion, winning final 92 matches...is married, Elizabeth...has one son: Cael...his brother, Ryan, plays in the Los Angeles Dodgers minor-league system.

**Lifetime Playing Record**

Year	Club	AVG.	G	AB	R	H	2B	3B	HR	RBI	SH	SF	HP	BB	SO	SB	CS	SLG	OBP	E
1999	AZL White Sox	.288	52	160	23	46	7	2	0	27	1	3	1	26	34	2	1	.356	.384	13
2000	Burlington	.231	122	412	62	95	19	1	6	41	3	1	4	47	89	11	3	.325	.315	15
2001	Kannapolis	.287	130	439	66	126	18	3	14	69	0	3	7	62	95	16	8	.437	.382	6
2002	AZL White Sox	.484	8	31	4	15	6	0	2	8	0	1	0	1	5	2	1	.871	.485	0
	Winston-Salem	.255	55	184	27	47	5	0	3	23	1	3	3	28	46	16	3	.332	.358	4
2003	Winston-Salem	.246	116	357	46	88	20	1	7	38	3	3	8	53	73	18	4	.367	.354	3
2004	Winston-Salem	.286	136	465	88	133	28	2	18	90	0	7	3	91	94	16	9	.471	.401	12
2005	Birmingham	.293	134	505	83	148	37	6	9	78	3	6	11	58	111	20	12	.444	.374	11
2006	Charlotte	.272	127	459	69	125	32	2	13	76	4	4	5	53	97	26	9	.436	.351	12
2007	Charlotte	.245	137	453	62	111	28	0	14	54	2	3	6	61	109	17	5	.400	.340	6

**Career Transactions**

**1999**— Selected by the Chicago White Sox organization in the 13th round of the June draft. **2007** — Elected free agency, October 29; signed by the Oakland Athletics organization to a minor league contract, November 25.

**A's Recent Coaching Assignments**

Year	Bench	Pitching	Hitting	Third Base	First Base	Bullpen
2007	Bob Schaefer	Curt Young	Ty Van Burkelo	Rene Lachemann	Tye Waller	Brad Fischer
2006	Bob Geren	Curt Young	Gerald Perry	Ron Washington	Rene Lachemann	Brad Fischer
2005	Rene Lachemann	Curt Young	Dave Hudgens	Ron Washington	Brad Fischer	Bob Geren
2004	Chris Speier	Curt Young	Dave Hudgens	Ron Washington	Brad Fischer	Bob Geren
2003	Terry Francona	Rick Peterson	Bosley/Hudgens	Ron Washington	Brad Fischer	Bob Geren
2002	Ken Macha	Rick Peterson	Thad Bosley	Ron Washington	Mike Quade	Brad Fischer
2001	Ken Macha	Rick Peterson	Thad Bosley	Ron Washington	Mike Quade	Brad Fischer
2000	Ken Macha	Rick Peterson	Thad Bosley	Ron Washington	Mike Quade	Brad Fischer
1999	Ken Macha	Rick Peterson	Dave Hudgens	Ron Washington	Thad Bosley	Brad Fischer
1998	Duffy Dyer	Bob Cluck	Denny Walling	Ron Washington	Gary Jones	Brad Fischer
1997	Duffy Dyer	Bob Cluck	Denny Walling	Ron Washington	Brad Fischer	Bob Alejo
1996	—	Bob Cluck	Denny Walling	Duffy Dyer	Ron Washington	Brad Fischer
1995	*Carney Lansford	Dave Duncan	Jim Lefebvre	Tommie Reynolds	Dave McKay	Art Kusnyer
1994	*Carney Lansford	Dave Duncan	Jim Lefebvre	Tommie Reynolds	Dave McKay	Art Kusnyer
1993	—	Dave Duncan	Greg Luzinski	Tommie Reynolds	Dave McKay	Art Kusnyer
1992	Tommie Reynolds	Dave Duncan	Doug Rader	Rene Lachemann	Dave McKay	Art Kusnyer
1991	Tommie Reynolds	Dave Duncan	Rick Burleson	Rene Lachemann	Dave McKay	Art Kusnyer
1990	Tommie Reynolds	Dave Duncan	Merv Rettenmund	Rene Lachemann	Dave McKay	Art Kusnyer
1989	Tommie Reynolds	Dave Duncan	Merv Rettenmund	Rene Lachemann	Dave McKay	Art Kusnyer

\*Lansford was infield coach

# Kirk Saarloos

21



## Right-Handed Pitcher

**Height/Weight:** 6-0 / 180

**Bats/Throws:** Right / Right

**Birthdate:** May 23, 1979

**Opening Day Age:** 28

**Birthplace/Resides:** Long Beach, California / Sammamish, Washington

**Major League Service:** 4 years, 75 days

**Obtained:** Signed as a free agent to a minor league contract, January 15, 2008

**Contract Status:** First year of a one-year contract through 2008.

## 2007 Highlights

Was traded by the A's to Cincinnati on January 23 and made the Reds Opening Day roster...went 1-5 with a 7.17 ERA in 34 games, three starts, over four stints with the Reds...the ERA was a career high, as was his .382 opponents on-base percentage and .525 slugging percentage...allowed a .305 batting average, which included a .284 (31 for 109) mark against right-handed hitters and .338 (23 for 63) against left-handers...opponents hit .308 with runners in scoring position, but that marked dropped to .158 with RISP and two outs...opponents were 1 for 5 (.200) with the bases loaded are now 10 for 47 (.213) with no grand slams in his career...was 1-1 with a 5.27 ERA and .252 opponents batting average in 21 games at home and 0-4 with a 10.57 ERA and .378 opponents batting average in 13 games on the road...compiled a 0-2 record and a 10.61 ERA in his three starting assignments and was 1-3 with a 6.21 ERA in 31 relief appearances...is now 24-25 with a 5.18 ERA (217 er in 377.1 ip) in 72 career starts and 4-5 with a 4.36 ERA (51 er in 105.1 ip) in 85 relief appearances...while pitching in relief, he had a 4.66 ERA in 18 appearance on no or one day rests and an 8.36 ERA in 13 outings on two or more days rest...was 0-3 with a 5.64 ERA and .264 opponents batting average in 21 outings at night compared to 1-2 with a 10.95 ERA and .393 opponents batting average in 13 day games...allowed 4 of 16 (25.0%) inherited runners to score and first batters faced were 7 for 28 (.250) with two walks and a hit by pitch...now has a .158 (12 for 76) career average against first batters...began the season in the Reds' bullpen and went 0-3 with a 5.09 ERA in 20 appearances before starting consecutive games on May 22 against Washington and May 27 against Pittsburgh...left the game against the Nationals with a 4-3 lead but the bullpen blew the save in a game the Reds would lose 8-4...did not retire a batter in his start against the Pirates as he allowed five runs on five hits and two walks and was the losing pitcher in the Reds 14-10 loss...was optioned to Triple-A Louisville on May 28...went 0-1 with a 4.30 ERA in 12 relief appearances for the Bats before returning to Cincinnati on July 7...made seven relief appearances with the Reds and compiled a 12.15 ERA before he was outrighted to Louisville on July 27...went 0-1 with a 3.98 ERA in four starts with the Bats and returned to Cincinnati on August 21...allowed a run in 2.2 innings over two relief appearances and was optioned to Louisville on August 26...posted a 3.00 ERA in two games, one start, before returning to Cincinnati on September 4 following the conclusion of Louisville's season...appeared in three games in September and compiled a 5.23 ERA...including a start and loss on September 15 at Milwaukee (4.0 ip, 6 h, 3 r, 3 er, 1 bb, 3 so)...was 0-2 with a 3.95 ERA in 18 games, five starts, overall for Louisville...allowed a .287 opponents batting average, including .253 (23 for 91) against right-handed hitters and .329 (24 for 73) against left-handers...his opponents average jumped to .343 with runners in scoring position, but it was just .118 with RISP and two outs.

## Career

**2006**—Split his season between the bullpen and the starting rotation and was 7-7 with a 4.75 ERA and two saves in 35 games, 16 starts...was 6-6 with a 4.88 ERA in his 16 starting assignments and 1-1 with a 4.35 ERA in his 19 relief appearances...his two saves were the first of his career and they are the most by an A's pitcher that made 15 or more starts since 1983 when Steve McCatty had five saves and 24 starts and Tom Underwood had four saves and 15 starts...allowed a career high .308 opponents batting average, which broke down to .319 against left-handed hitters and .298 against right-handers...walked 53 and struck out 52 in 121.1 innings, the third time in three seasons with Oakland he finished with fewer strikeouts than walks...averaged 3.86 strikeouts per nine innings, which ranked third lowest in the American League based on a minimum of 120 innings pitched...allowed a career high 19 home runs for an average of 1.41 per nine innings...that was the sixth highest average among AL pitchers with 120 or more innings...was 5-3 with a 4.15 ERA in 16 games, 10 starts, in Oakland compared to 2-4 with a 5.66 ERA in 19 games, six starts, on the road...was 3-5 with a 5.33 ERA in 19 games, 10 starts, before the All-Star Break and 4-2 with a 3.88 ERA in 16 games, six starts, after the break...opponents were 2 for 16 (.125) with the bases loaded...began the season in the A's bullpen and posted a 5.14 ERA with one save and no decisions in nine relief appearances in April before replacing the injured Esteban Loaiza in the starting rotation on May 4...remained in the rotation until the All-Star Break and went 3-5 with a 5.37 ERA in 10 starting assignments...his first seven appearances after the break were in relief and he went 1-1 with a save and a 2.87 ERA before moving back into the starting rotation on August 15...went 3-1 with a 3.98 ERA in six starts before Rich Harden returned from the disabled list on September 21...his final three appearances came in relief...converted two of his three save opportunities, allowed 6 of 21 (28.6%) inherited runners to score and first batters faced were 0 for 16 with three walks...the A's were 8-8 (.500) in his 16 starting assignments and are 27-21 (.563) in his career starting assignments in an Oakland uniform...as a starter, he tossed six or more innings in eight of his 16 starts, allowed two runs or fewer nine times, walked two batters or fewer eight times and struck out two batters or fewer 12 times...made 10 of his 16 starts on six or more days of rest and was 4-2 with a 4.20 ERA in those starts compared to 2-4 with a 5.97 ERA in his other starting assignments...went 12 days between starts on June 17 and 30 and 13 days between relief appearances on July 25 and August 8...recorded his first Major League save on April 28 at Kansas City when he recorded the final two outs of the A's 5-3 win...allowed a career high eight runs in a loss on May 11 at Toronto and he matched that in a loss on July 5 against Detroit...was the winning pitcher in his 100th career appearance, a 6-3 A's win over Seattle on May 18...walked a career high seven batters and took the loss on May 28 at Texas...tossed 4.0 innings in consecutive relief appearances on July 25 against Boston and August 8 against Texas, his longest outings ever as a reliever...allowed a career high 11 hits in 6.0 innings in a start on August 20 at Kansas City but yielded just two runs and picked up the win in the A's 6-4 victory...went 4-0 with a 2.01

ERA in four games, three starts in August...it was the first four-win month of his career...struck out a career high 11 batters in just 5.0 innings in his final start on September 19 against Cleveland, doubling his previous season high of five, also against Cleveland (May 4)...became the second pitcher in Oakland history to strikeout 10 or more batters in five or fewer innings (Tim Hudson, 11 so in 5.0 ip on June 8, 1999 at San Diego)...was charged with his lone blown save of the season in his final outing on September 30 at Los Angeles...was on the A's postseason roster for both the ALDS and ALCS but was the only A's pitcher that did not appear in a game.

**2005**—Spent the entire season as the A's fifth starter and was 10-9 with a 4.17 ERA in 29 games, 27 starts...had career highs in wins, losses, games started, complete games (2), innings (159.2), hits (170), runs (75), earned runs (74), walks (54) and hit batters (11)...his ERA and .278 opponents batting average were the lowest marks of his career...his two complete games tied for 10th most in the American League and he had one shutout which tied for fifth...struck out just 53 batters in 159.2 innings, an average of 2.99 strikeouts per nine innings...based on a minimum of 120 innings pitched, that was the lowest mark in the Majors in 2005 and the lowest mark in Oakland history...fanned one batter or fewer in 13 of his 27 starts, including zero six times...allowed just 11 home runs, an average of 0.62 per nine innings which ranked third lowest among AL pitchers with 130 or more innings...made 11 of his 27 starts on six or more days rest and was 5-3 with a 2.97 ERA in those starts...was 5-5 with a 5.20 ERA in his other 16 starting assignments...pitched on 10 days rest once, nine days rest twice and eight days rest twice...went 1-4 with a 4.74 ERA in 11 games, nine starts, over the first two months of the season...then went 8-2 with a 3.39 ERA over a 12-start stretch from June 2 to August 24...the eight wins tied for fourth most in the AL over that span...finished the season by going 1-3 with a 5.13 ERA over his final six starts...was 5-1 with a 3.27 ERA in 10 starts during the day and had the 10th best day ERA in the AL...was 6-4 with a 3.47 ERA in 17 games on the road and 4-5 with a 5.09 ERA in 12 starts at home...his .278 opponents batting average broke down to .249 against right-handers and .304 against left-handers...allowed a .349 opponents on-base percentage to hitters leading off an inning which was sixth highest in the AL...opponents hit .236 with runners in scoring position...was 10-8 with a 4.25 ERA in his 27 starting assignments and 0-1 with a 0.00 ERA in two relief appearances...had nine no decisions as a starter and the A's were 6-3 in his no decisions...left with a lead in four of his no decisions only to have the bullpen blow the save...the A's were 16-11 (.593) in his starting assignments...the A's scored just nine runs while he was pitching in his eight losses...picked up the win in his first start on April 6 at Baltimore but then had a career high tying four-game losing streak from April 11 to May 28 (5.40 ERA)...had six putouts on April 22 at Los Angeles which tied an AL record for most putouts by a pitcher in a nine-inning game...had 22 putouts for the season which tied for fifth in the AL among pitchers...went three consecutive starts and 17.0 innings without a strikeout from June 2 to 18...the streak came to an end on June 23 at Seattle when he struck out seven and tossed the second complete game and shutout of his career in the A's 5-0 win...allowed just four hits, his fewest in a complete game, and tossed 127 pitches, his most ever in a game...had a 47.1-inning, 208-batter homerless streak from April 17 to June 11...allowed just one home run over his first 12 games and 55.0 innings through June 2 and 10 home runs over his final 17 games and 104.2 innings...went 3-0 with a 2.08 ERA in four starts in June...had a three-game winning streak snapped in a 5-3 loss to Chicago on July 2...extended his career high scoreless streak to 15.1 innings in that start...tossed his third career complete game, a seven-hitter in the A's 5-2 win over Detroit on July 31 in Oakland...fell one out short of a shutout as he allowed a two-run home run to Ordonez in the ninth inning...that was part of a season best four-game winning streak from July 23 to August 24 (3.34 ERA).

**2004**—Was acquired from the Houston organization for Chad Harville on April 17 and spent nearly the first three months of the season in the minors...was brought up to Oakland on June 27 and made one relief appearance before moving into the starting rotation when Tim Hudson went on the disabled list...went 2-1 with a 4.37 ERA in his five starting assignments and had a 4.44 ERA in six appearances overall before he was placed on the disabled list retroactive to July 30 with bone spurs in his right elbow...made a rehab start with Triple-A Sacramento at Portland on September 6 (1.0 ip, 4 h, 3 r, 3 er) but did not pitch again for Oakland...was the winning pitcher in his first start, a 7-3 A's win over Anaheim on July 1 (5.0 ip, 5 h, 1 bb, 1 so)...made his final start on July 29 at Texas, allowing five runs in 2.1 innings, and was shifted to the bullpen...did not pitch in relief as he was placed on the disabled list on August 7 retroactive to July 30...began his season at Triple-A New Orleans in the Houston organization and was 0-2 with a 15.43 ERA in two starts when he was traded to the A's...assigned to Sacramento where he went 2-0 with a 3.54 ERA in five starts...was a combined 2-2 with a 6.59 ERA in seven games, all starts, with New Orleans and Sacramento...allowed a .316 opponents batting average which broke down to .286 against right-handers and .338 against left-handers...allowed four home runs in 4.0 innings in his start on April 13 at Omaha...was on the Sacramento disabled list from April 23 to June 13 with a broken right ring finger.

**2003**—Was 2-1 with a 4.93 ERA in 36 games, four starts, with Houston...went 2-0 with a 2.97 ERA in 32 relief appearances and 0-1 with a 10.38 ERA in four starts...started in place of Wade Miller in the last game of the season and struck out six of the 10 batters he faced...did not allow an earned run over six appearances (6.1 ip) in September...recalled for the third time from Triple-A New Orleans on September 2...optioned to New Orleans on August 14...tossed 8.2 scoreless innings from July 29-August 12 prior to being optioned back to New Orleans...pitched 1.1 scoreless innings as part of six-pitcher, combined no-hitter on June 11 at the New York Yankees...made his first big league relief appearance on May 21 vs. St. Louis, working a scoreless eighth inning...recalled for the second time on May 20 from Triple-A New Orleans...allowed seven runs and seven hits in 4.1 innings in a start on May 11 at Philadelphia...recalled from New Orleans on May 2...optioned back to the Zephyrs on May 12...went 5-0 with a 3.08 ERA for the Zephyrs over 13 games, seven starts, for the season.

**2002**—Was 6-7 with a 6.01 ERA in 17 starts in his Major League debut with Houston...promoted to Triple-A New Orleans after his last Double-A start at Round Rock on June 11...had not yet joined the Zephyrs when his contract was purchased by Houston on June 18...had been granted a leave of absence for his wedding, which was planned for the Double-A All-Star break...married the former Kristen Roberts on June 16 in Seattle and made his big league debut two days later at Milwaukee's Miller Park...lost his first two big league outings and was optioned to Triple-A on June 30...made four appearances, two starts, for the Zephyrs and went 2-0 with a 2.25 ERA...named Pacific Coast League Pitcher of the Week July 1-7 after going 1-0 with a 1.00 ERA...earned his first Major League win, 3-2, on July 20 at Wrigley Field...named National League Rookie of the Month in July (3-0, 1.77 ERA, 3 starts)...notched a 2.87 ERA with 22 strikeouts and only one walk during his five-game winning streak (July 20-August 10)...was the only NL rookie to throw a shutout (July 25 vs. Pittsburgh, 8-0)...did not walk a batter over 19 consecutive innings (July 20-30)...named Sports/Tix Minor League Pitcher of the Year...posted a 12-1 record and 1.54 ERA over 17 combined games, 15 starts at Triple-A New Orleans and Double-A Round Rock...named the Texas League Pitcher of the Year...was 10-1 with a 1.40 ERA over 13 starts at Round Rock...had a 10-game winning streak at Double-A...named the Texas League Player of the Month for May, going 4-0 with an 0.26 ERA...was named a Texas League All-Star, but did not play in the game.

**2001**—Made his professional debut with Single-A Lexington and was 1-1 with a 1.17 ERA in 22 games...served as the Legends' closer and recorded 11 saves while walking only seven and striking out 40...allowed 18 hits...opponents batted .165 against him.

FRONT OFFICE

2008 ATHLETICS

REVIEW

RECORDS

HISTORY

OPPONENTS

PLAYER DEVELOPMENT

MISCELLANEOUS

**Personal/Miscellaneous**

Kirk Craig Saarloos...led Cal State Fullerton to a College World Series appearance in 2001, when he was 15-2 with a 2.18 ERA in 25 games, 18 starts...tossed seven complete games and four shutouts while also recording four saves...allowed 99 hits and 23 walks while striking out 153 in 153 innings pitched...was a first-team All-America selection by *Collegiate Baseball*, *The Sporting News* and ABCA...was also a National Player of the Year candidate by several outlets in 2001, including the Dick Houser Trophy and the Rotary Smith Award...earned Big West Pitcher of the Year honors...four-year totals with Titans included a 33-12 record and a 2.96 ERA with 358 strikeouts in 344 innings...pitched with Fullerton in the College World Series in 1999 as well...recorded 22 career saves with the Titans and was a reliever during his first three seasons...was 3-0 with four saves and an 0.34 ERA for the 2000 USA National Team, which was 27-3-1 on a two-month summer tour...is a graduate of Valley Christian High School in Cerritos, Calif...selected in the third round (86th overall) by the Astros in the June 2001 draft... name is pronounced SAHR-lohs.

**Lifetime Pitching Record**

Year	Club	W	L	ERA	G	GS	CG	SHO	SV	IP	H	R	ER	HR	HB	BB	IBB	SO	WP	BK
2001	Lexington	1	1	1.17	22	0	0	0	11	30.2	18	5	4	1	1	7	0	40	2	0
2002	Round Rock	10	1	1.40	13	13	1	1	0	83.1	48	17	13	1	4	21	0	82	1	0
	New Orleans	2	0	2.25	4	2	0	0	0	16.0	12	4	4	1	5	2	0	19	0	0
	HOUSTON	6	7	6.01	17	17	1	1	0	85.1	100	59	57	12	6	27	5	54	1	0
2003	New Orleans	5	0	3.08	13	7	2	1	0	61.1	54	22	21	4	3	11	1	34	0	0
	HOUSTON	2	1	4.93	36	4	0	0	0	49.1	55	31	27	4	3	17	3	43	0	0
2004	New Orleans	0	2	15.43	2	2	0	0	0	7.0	17	15	12	4	0	1	0	6	0	0
	Sacramento	2	0	3.54	5	5	0	0	0	20.1	19	8	8	1	1	9	0	17	0	0
	OAKLAND	2	1	4.44	6	5	0	0	0	24.1	27	13	12	4	2	12	0	10	0	0
2005	OAKLAND	10	9	4.17	29	27	2	1	0	159.2	170	75	74	11	11	54	8	53	1	0
2006	OAKLAND	7	7	4.75	35	16	0	2	121.1	149	70	64	19	3	53	3	52	3	0	0
2007	CINCINNATI	1	5	7.17	34	3	0	0	0	42.2	54	36	34	8	3	19	1	27	1	0
	Louisville	0	2	3.95	18	5	0	0	0	41.0	47	19	18	3	0	9	0	28	0	0
<b>AL Totals</b>		<b>19</b>	<b>17</b>	<b>4.42</b>	<b>70</b>	<b>48</b>	<b>2</b>	<b>1</b>	<b>2</b>	<b>305.1</b>	<b>346</b>	<b>158</b>	<b>150</b>	<b>34</b>	<b>16</b>	<b>119</b>	<b>11</b>	<b>115</b>	<b>4</b>	<b>0</b>
<b>NL Totals</b>		<b>9</b>	<b>13</b>	<b>5.99</b>	<b>87</b>	<b>24</b>	<b>1</b>	<b>1</b>	<b>0</b>	<b>177.1</b>	<b>209</b>	<b>126</b>	<b>118</b>	<b>24</b>	<b>12</b>	<b>63</b>	<b>9</b>	<b>124</b>	<b>2</b>	<b>0</b>
<b>ML Totals</b>		<b>28</b>	<b>30</b>	<b>5.00</b>	<b>157</b>	<b>72</b>	<b>3</b>	<b>2</b>	<b>2</b>	<b>482.2</b>	<b>555</b>	<b>284</b>	<b>268</b>	<b>58</b>	<b>28</b>	<b>182</b>	<b>20</b>	<b>239</b>	<b>6</b>	<b>0</b>

**Career Transactions**

2001 — Selected by the Houston Astros organization in the 3rd round of the June draft. 2004 — Traded to the Oakland Athletics organization for Chad Harville, April 17. On disabled list, July 30 to October 6. 2007 — Traded to the Cincinnati Reds with a player to be named later (Dan Denham on July 12) for pitcher David Shafer and a player to be named later (Julio Manon on July 12), January 23. Elected free agency, October 9. 2008 — Signed by the Oakland Athletics to a minor league contract, January 15.

**Division Series Record**

Year	Club/Opp.	W	L	ERA	G	GS	CG	SHO	SV	IP	H	R	ER	HR	HB	BB	IBB	SO	WP	BK
2006	OAK vs. MIN	(Did not pitch)																		

**League Championship Series Record**

Year	Club/Opp.	W	L	ERA	G	GS	CG	SHO	SV	IP	H	R	ER	HR	HB	BB	IBB	SO	WP	BK
2006	OAK vs. DET	(Did not pitch)																		

**vs. The American League**

2007	ERA	W	L	SV	G	IP	H	HR	ER	SO	CAREER vs. TEAM	ERA	W	L	SV	G	IP	H	HR	ER	SO
—	0	0	0	0	0	0.0	0	0	0	0	Baltimore	3.29	1	1	0	4	13.2	10	0	5	6
—	0	0	0	0	0	0.0	0	0	0	0	Boston	3.27	2	0	1	8	33.0	33	1	12	17
—	0	0	0	0	0	0.0	0	0	0	0	Chicago	5.16	1	2	0	4	22.2	26	4	13	8
—	0	0	0	0	0	0.0	0	0	0	0	Cleveland	2.28	1	1	0	5	27.2	31	0	7	25
—	0	0	0	0	0	0.0	0	0	0	0	Detroit	3.86	2	1	0	7	25.2	28	3	11	8
—	0	0	0	0	0	0.0	0	0	0	0	Kansas City	4.38	1	0	1	4	12.1	18	2	6	3
—	0	0	0	0	0	0.0	0	0	0	0	Los Angeles	4.97	1	1	0	7	25.1	29	2	14	6
—	0	0	0	0	0	0.0	0	0	0	0	Minnesota	3.05	1	1	0	4	20.2	20	2	7	5
—	0	0	0	0	0	0.0	0	0	0	0	New York	5.19	1	1	0	5	17.1	19	3	10	5
—	0	0	0	0	0	0.0	0	0	0	0	Oakland	—	0	0	0	0	0.0	0	0	0	0
—	0	0	0	0	0	0.0	0	0	0	0	Seattle	4.99	3	2	0	7	30.2	40	3	17	14
—	0	0	0	0	0	0.0	0	0	0	0	Tampa Bay	0.00	1	1	0	2	2.2	4	0	0	1
—	0	0	0	0	0	0.0	0	0	0	0	Texas	7.63	3	4	0	14	43.2	56	10	37	19
—	0	0	0	0	0	0.0	0	0	0	0	Toronto	9.50	1	3	0	4	18.0	29	4	19	5

FRONT OFFICE  
2008 ATHLETICS  
REVIEW  
RECORDS  
HISTORY  
OPPONENTS  
PLAYER DEVELOPMENT  
MISCELLANEOUS

vs. The National League

2007											CAREER										
ERA	W	L	SV	G	IP	H	HR	ER	SO		vs. TEAM	ERA	W	L	SV	G	IP	H	HR	ER	SO
4.50	1	1	0	3	2.0	3	1	1	1	Arizona	4.70	1	1	0	5	7.2	11	1	4	1	
1.35	0	0	0	3	6.2	7	0	1	5	Atlanta	3.48	1	0	0	7	20.2	22	2	8	13	
0.00	0	0	0	3	2.1	1	0	0	2	Chicago	4.24	1	1	0	11	23.1	25	5	11	21	
—	0	0	0	0	0.0	0	0	0	0	Cincinnati	4.82	1	0	0	3	9.1	11	1	5	6	
0.00	0	0	0	2	3.1	0	0	0	0	Colorado	5.63	0	1	0	3	8.0	7	0	5	0	
43.20	0	0	0	3	1.2	8	1	8	1	Florida	27.00	0	0	0	4	2.2	9	1	8	1	
5.68	0	0	0	5	6.1	6	2	4	6	Houston	5.68	0	0	0	5	6.1	6	2	4	6	
108.00	0	1	0	1	0.1	4	0	4	0	Los Angeles	5.79	0	2	0	4	18.2	22	0	12	7	
6.23	0	1	0	5	8.2	11	3	6	6	Milwaukee	6.17	0	3	0	11	23.1	28	4	16	18	
0.00	0	0	0	1	0.1	0	0	0	0	New York	2.70	1	0	0	4	10.0	7	2	3	2	
0.00	0	0	0	2	2.0	0	0	0	0	Philadelphia	5.68	1	0	0	4	12.2	16	3	8	3	
12.27	0	1	0	4	3.2	6	1	5	4	Pittsburgh	6.05	1	2	0	8	19.1	22	1	13	17	
—	0	0	0	0	0.0	0	0	0	0	San Diego	0.00	0	0	0	1	1.0	0	0	0	1	
—	0	0	0	0	0.0	0	0	0	0	San Francisco	4.76	0	0	0	4	5.2	4	0	3	3	
INF	0	1	0	1	1.0	2	0	2	0	St. Louis	5.40	1	2	0	6	10.0	9	2	6	12	
5.06	0	0	0	1	5.1	6	0	3	2	Washington	3.38	1	0	0	2	10.2	13	0	4	6	

Monthly Breakdown

2007											CAREER										
ERA	W	L	SV	G	IP	H	HR	ER	SO		by MONTH	ERA	W	L	SV	G	IP	H	HR	ER	SO
4.76	0	2	0	14	11.1	10	1	6	9	April	5.15	1	3	1	28	50.2	52	4	29	23	
9.26	0	2	0	8	11.2	16	1	12	4	May	6.13	3	3	0	26	76.1	93	10	52	40	
—	0	0	0	0	0.0	0	0	0	0	June	4.72	5	3	0	23	74.1	84	8	39	25	
12.15	1	0	0	7	6.2	13	1	9	5	July	5.13	9	6	1	35	112.1	128	15	64	55	
3.38	0	0	0	2	2.2	3	1	1	1	August	3.54	9	2	0	20	86.1	98	10	34	43	
5.23	0	1	0	3	10.1	12	4	6	8	September	5.44	1	8	0	25	82.2	100	11	50	53	

Pitching Breakdown

2007											CAREER										
ERA	W	L	SV	G	IP	H	HR	ER	SO		by CATEGORY	ERA	W	L	SV	G	IP	H	HR	ER	SO
5.27	1	1	0	21	27.1	26	6	16	16	Home	4.78	16	13	0	77	245.0	284	24	130	111	
10.57	0	4	0	13	15.1	28	2	18	11	Road	5.23	12	17	2	80	237.2	271	34	138	128	
10.95	1	2	0	13	12.1	22	3	15	7	Day	4.74	17	8	0	57	193.2	213	29	102	99	
5.64	0	3	0	21	30.1	32	5	19	20	Night	5.17	11	22	2	100	289.0	342	29	166	140	
7.17	1	5	0	34	42.2	54	8	34	27	Grass	4.91	27	28	2	151	459.2	522	53	251	228	
—	0	0	0	0	0.0	0	0	0	0	Turf	6.65	1	2	0	6	23.0	33	5	17	11	
6.85	1	4	0	23	23.2	26	2	18	13	Pre-ASG	5.26	12	17	1	87	238.0	269	26	139	102	
7.58	0	1	0	11	19.0	28	6	16	14	Post-ASG	4.75	16	13	1	70	244.2	286	32	129	137	
10.61	0	2	0	3	9.1	17	2	11	5	Starter	5.18	24	25	0	72	377.1	444	46	217	174	
6.21	1	3	0	31	33.1	37	6	23	22	Reliever	4.36	4	5	2	85	105.1	111	12	51	65	

Jim "Catfish" Hunter Award

In 2004, the Oakland Athletics implemented the Jim "Catfish" Hunter Award, which will be given annually to an A's player whose play on the field and conduct in the clubhouse best exemplifies the courageous, competitive and inspirational spirit demonstrated by the A's late Hall of Fame pitcher.

A native of Hertford, North Carolina, Hunter posted a 224-166 record to go along with a 3.26 ERA in his 15-year Major League career with the Kansas City/Oakland Athletics and New York Yankees. He holds Oakland's all-time career mark for wins (131) and won 20 or more games in five consecutive seasons (1971-75). In 1974, he won the American League's Cy Young Award after winning a career-high 25 games.

"Catfish" earned five World Series rings during his career and was 4-0 with one save in seven World Series appearances with the A's. An eight-time All-Star, he made his major league debut in 1965 with the Kansas City Athletics and did not miss a start until the 1977 season. Inducted to the National Baseball Hall of Fame in 1987.

"Catfish" was diagnosed with amyotrophic lateral sclerosis (Lou Gehrig's Disease) in September of 1998 and died of complications from the disease on September 9, 1999 at the age of 53.

Previous winners of the Jim "Catfish" Hunter Award include Tim Hudson (2004), Mark Ellis (2005; 07) and Jason Kendall (2006).

## Ballpark Breakdown

	ERA	W	L	SV	G	IP	H	HR	ER	SO
Angel Stadium	6.00	0	1	0	4	12.0	16	0	8	3
AT&T Park	4.91	0	0	0	2	3.2	2	0	2	2
Busch Stadium	INF	0	1	0	1	0.0	2	0	2	0
Busch Stadium II	4.00	1	1	0	4	9.0	6	2	4	10
Camden Yards	3.55	1	1	0	3	12.2	10	0	5	6
Chase Field	5.40	0	1	0	3	1.2	3	1	1	1
Comerica Park	0.00	1	0	0	3	10.0	9	0	0	4
Dodger Stadium	9.53	0	1	0	2	5.2	8	0	6	1
Dolphin Stadium	31.50	0	0	0	3	2.0	8	0	7	1
Fenway Park	3.78	1	0	1	5	16.2	17	1	7	9
Great American	6.51	1	1	0	22	27.2	29	6	20	16
Kauffman Stadium	4.38	1	0	1	4	12.1	18	2	6	3
McAfee Coliseum	4.56	11	9	0	32	158.0	189	15	80	54
Metrodome	4.05	0	0	0	2	6.2	9	0	3	4
Miller Park	7.80	0	3	0	4	15.0	20	2	13	9
Minute Maid Park	5.04	4	3	0	25	60.2	69	3	34	42
Olympic Stadium	1.69	1	0	0	1	5.1	7	0	1	4
PNC Park	6.75	0	1	0	2	5.1	7	0	4	4
Progressive Field	2.04	0	1	0	3	17.2	15	0	4	9
Qualcomm Stadium	0.00	0	0	0	1	1.0	0	0	0	1
Rangers Ballpark	7.97	1	1	0	7	20.1	29	7	18	11
Rogers Centre	10.80	0	1	0	1	5.0	7	3	6	0
SAFECO Field	4.50	1	1	0	4	16.0	14	2	8	10
Shea Stadium	4.05	1	0	0	2	6.2	6	2	3	1
Tropicana Field	0.00	0	1	0	1	1.2	3	0	0	0
Turner Field	2.08	0	0	0	5	13.0	13	1	3	8
U.S. Cellular Field	6.97	1	1	0	2	10.1	15	3	8	6
Veterans Stadium	14.54	0	0	0	1	4.1	7	2	7	3
Wrigley Field	3.68	1	1	0	5	14.2	12	4	6	14
Yankee Stadium	2.35	1	0	0	3	7.2	5	2	2	3

## Fielding Statistics

## Pitcher

YEAR	PCT.	G	PO	A	E	TC	DP
2002	.957	17	8	14	1	23	3
2003	.800	36	2	6	2	10	1
2004	1.000	6	2	9	0	11	1
2005	.965	29	22	33	2	57	3
2006	1.000	35	9	27	0	36	1
2007	.929	34	2	11	1	14	1
<b>Totals</b>	<b>.960</b>	<b>157</b>	<b>45</b>	<b>100</b>	<b>6</b>	<b>151</b>	<b>10</b>

## Saarloos' Career Highs

**Low Hit Complete Game:** 4, June 23, 2005 at Seattle

**Innings Pitched:** 9.0 (three times), last: July 31, 2005 vs. Detroit. As reliever: 4.0 (twice), last: August 8, 2006 vs. Texas

**Fewest Innings Pitched, Starter:** 0.0, May 27, 2007 vs. Pittsburgh

**Hits:** 11, August 20, 2006 at Kansas City. As reliever: 7, April 3, 2006 vs. New York (AL)

**Runs:** 8 (twice), last: July 5, 2006 vs. Detroit. As reliever: 5, April 3, 2006 vs. New York (AL)

**Earned Runs:** 8, July 5, 2006 vs. Detroit. As reliever: 4 (four times), last: July 22, 2007 at Florida

**Walks:** 7, May 28, 2006 at Texas. As reliever: 3, May 6, 2007 vs. Colorado

**Strikeouts:** 11, September 19, 2006 vs. Cleveland. As reliever: 4, May 26, 2003 at St. Louis

**Home Runs:** 4, August 15, 2002 at Chicago (NL). As reliever: 2 (twice), last: September 26, 2007 vs. Houston

**Longest Winning Streak:** 5, July 20 to August 10, 2002

**Longest Losing Streak:** 5, September 5, 2006 to May 27, 2007

**Longest Scoreless Streak:** 15.1, June 18 to July 2, 2005

## James Simmons

71

## Right-Handed Pitcher

**Height/Weight:** 6-3 / 205

**Bats/Throws:** Right / Right

**Birthdate:** September 29, 1986

**Opening Day Age:** 21

**Birthplace/Resides:** Yorba Linda, California / Seabrook, Texas

**Major League Service:** None

**Obtained:** Selected in the 1st round (26th selection overall) of the 2007 First-Year Player Draft

**Contract Status:** First year of a one-year contract through 2008.



## 2007 Highlights

Was the A's first round selection in the First-Year Player Draft and was assigned to Double-A Midland where he had no decisions and a 3.94 ERA in 13 appearances, including two starts...allowed a .308 opponents batting average, including .262 (11 for 42) against left-handed hitters and .333 (25 for 75) against right-handers...opponents hit .345 with runners in scoring position...tossed at least two innings in 10 of his 11 relief appearances...made his professional debut on July 8 at Arkansas and tossed 2.0 scoreless, hitless innings of relief...walked one and did not strikeout a batter...his first strikeout came on July 12 against San Antonio when he tossed 2.0 perfect innings and fanned two...his first six outings were in relief and he did not allow a run in five of those outings...posted a 0.71 ERA (12.2 ip, 6 h, 1 r, 1 er, 2 bb, 11 so) over that span

from July 8 to 28...made his first start on August 5 at Corpus Christi and had a no-decision in the Rockhounds 5-4 win...allowed three runs on seven hits in 4.0 innings and struck out a career high five without walking a batter...also started in his next outing on August 11 against Tulsa, a no decision in a 9-7 Midland loss...compiled a 9.00 ERA (7.0 ip, 13 h, 8 r, 7 er, 2 bb, 7 so) in his two starting assignments...finished the season with five relief appearances and allowed at least one run in three of those outings (10.0 ip, 17 h, 7 r, 5 er, 4 bb, 5 so, 4.50 ERA)...compiled a 2.38 ERA in 11 relief appearances overall...allowed his only two home runs of the season on August 20 at Tulsa...pitched for the Arizona Fall League Champion Phoenix Desert Dogs following the season and was 0-0 with a 2.89 ERA and .212 opponents batting average in nine appearances, all in relief (9.1 ip, 7 h, 4 r, 3 er, 3 bb, 8 so, 1 hr).

### Personal/Miscellaneous

Donald James Simmons was originally signed by A's scout Craig Weissmann...graduated from Norco (CA) High School in 2004...earned all-league honors as a junior and senior...attended UC Riverside and earned Big West Pitcher of the Year honors as a junior after going 11-3 with a conference leading 2.40 ERA...was a First-Team All-America selection by Rivals.com, a second team selection by *Baseball America* and a third team selection by *Collegiate Baseball*.

### Lifetime Pitching Record

Year	Club	W	L	ERA	G	GS	CG	SHO	SV	IP	H	R	ER	HR	HB	BB	IBB	SO	WP	BK
2007	Midland	0	0	3.94	13	2	0	0	0	29.2	36	16	13	2	1	8	1	23	0	0

### Career Transactions

**2007** — Selected by the Oakland Athletics organization in the 1st round (26th selection overall) of the First-Year Player Draft.

## Greg Smith

74

### Left-Handed Pitcher

**Height/Weight:** 6-2 / 190

**Bats/Throws:** Left / Left

**Birthdate:** December 22, 1983

**Opening Day Age:** 24

**Birthplace/Resides:** Alexandria, Louisiana / Alexandria, Louisiana

**Major League Service:** None

**Obtained:** Acquired from the Arizona Diamondbacks with pitchers Brett Anderson and Dana Eveland, infielder Chris Carter and outfielders Aaron Cunningham and Carlos Gonzalez in exchange for pitchers Dan Haren and Connor Robertson, December 14, 2007

**Contract Status:** First year of a one-year contract through 2008.

### 2007 Highlights

Split his season between Double-A Mobile and Triple-A Tucson in the Arizona organization and combined for a 9-5 record and a 3.54 ERA in 22 games, all starts...had three complete games, which tied for the second best figure in all of minor league baseball...ranked sixth in the Diamondbacks farm system in ERA...allowed a .271 opponents batting average, which included a .215 (31 for 144) mark against left-handed hitters and .297 (94 for 317) against right-handers...allowed nine of his 11 home runs against righties...opponents hit .167 with runners in scoring position at Mobile and .328 at Tucson...combined for a .429 (12 for 28) batting average with four doubles, a home run, two RBI and two walks as a hitter...his teams were 13-9 in his starting assignments...tossed six or more innings in 14 of his 22 starts, allowed two runs or fewer 14 times and walked two batters or fewer 19 times...began the season in extended spring training and was sent to Mobile on May 6...was 5-3 with a 3.36 ERA in 12 starts for the Bay Bears...tied for the Southern League lead with two complete games...struck out 62 and walked 14 for a strikeout to walk ratio of 4.4...walked just one batter in 10 of his starts and two in the other two...did not allow a home run in five starts and 26.0 innings in May when he was 2-1 with a 3.12 ERA...tossed his first complete game of the season on May 16 against Jacksonville, a 9-2 victory in a six inning game (4 h, 2 r, 2 er, 1 bb, 5 so)...struck out a season high 10 batters in 5.0 innings on June 2 at Jacksonville but also allowed five runs on a season high nine hits...went 3-2 with a 2.20 ERA over a five start stretch from June 7 to 29...had his second six-inning complete game in a 1-0 loss in the first game of a doubleheader on June 19 at Montgomery (5 h, 1 bb, 5 so)...matched his season high for innings pitched on June 24 against West Tenn when he tossed 7.0 shutout innings for the win...allowed just two hits and walked two while striking out seven...was transferred to Tucson on July 12 and went 4-2 with a 3.78 ERA in 10 starts with the Sidewinders...tossed a complete game in his first Triple-A start, but it was another six-inning affair in a 7-2 loss in the first game of a doubleheader at Colorado Springs on July 14...allowed a season high seven runs on a season high tying nine hits in that game and then allowed six runs on eight hits in 3.1 innings in his next start on July 19 at Fresno...was 0-2 with an 11.57 ERA over his first two starts with Tucson...then won each of his final four decisions and posted a 2.09 ERA over that eight start stretch...tossed 6.0 shutout innings and allowed just three hits without walking a batter on July 30 against Albuquerque, but had a no decision in a 4-3 win...tossed a season low 3.0 innings and allowed six runs, two earned, on August 11 against Fresno but had a no decision in a 9-6 win...tossed six shutout innings and struck out a Triple-A high eight for the win on August 21 against Colorado Springs...pitched for Scottsdale in the Arizona Fall League following the season and was 2-2 with a 2.61 ERA in six starts.



**Career**

**2006**—Was perfect at Single-A Lancaster, got promoted to Double-A Tennessee and closed out the campaign pitching for Team USA...went 14-4 with a 2.55 ERA and 15 quality starts in 24 games for the JetHawks and Smokies while holding the opposition to a .231 average with 109 strikeouts...limited left-handed hitters to a .228 (21 for 92) average and right-handed hitters to a .231 (101 for 437) mark...was named to the California League Postseason All-Star Team after leading the league with a pair of shutouts...the shutouts tied for second among all Single-A hurlers and tied for fourth among all minor league pitchers...also tied for the league lead with two complete games...led Arizona farmhands with a 2.55 ERA and ranked second with a 14 victories...thwarted 11 of 15 stolen base attempts, the highest percentage (73%) in the Cal League...was perfect in Cal League play, posting a 9-0 ledger with 1.63 ERA and .190 opponents average with 71 strikeouts...after four straight no-decisions (all team losses) to open the season, posted nine straight wins from April 29 to June 10 with a 1.14 ERA, a .169 average against and 52 strikeouts...named Cal League Pitcher of the Week for May 22-28 after tossing a complete game, one-hitter with eight strikeouts in a 4-0 win at Lake Elsinore on May 26...selected as Arizona's minor league Pitcher of the Month for May, boasting a 6-0 ledger with a 1.62 ERA, .188 average against and 34 strikeouts in 6 starts...promoted to Tennessee on June 13...matched his season best with eight strikeouts on August 12 at Chattanooga...placed on the temporarily inactive list on August 16 to pitch for the Team USA squad that qualified for the 2008 Olympics...notched a pair of wins in exhibition games in the International Friendship Series...in the 2006 Americas Olympic Qualifying Event, he went 1-0 with a 4.91 ERA in two starts...allowed two runs in 4.0 innings pitched with five hits, two walks and a strikeout in earning the win in a 5-2 triumph over Puerto Rico on August 29...tossed 3.1 frames and fanned five in an 11-5 win over Panama on September 3.

**2005**—Selected as the Pioneer League's Pitcher of the Year while playing for Missoula...led the league in wins (8), innings pitched (82.1) and strikeouts (100) while ranking fifth in ERA (4.15)...among league starters, he ranked first with 1.79 walks per nine innings, second with 10.9 strikeouts per nine innings and third with a .233 opponents average...recorded a season best eight strikeouts on July 27 vs. Great Falls, August 13 vs. Casper and August 24 at Idaho Falls...was the league's toughest hurler to run on, with 11-of-18 would-be base stealers (61%) nabbed.

**Personal/Miscellaneous**

Gregory Thomas Smith...the 2002 graduate of Alexandria High School was named 2002 Mr. Baseball in the state of Louisiana after his senior year in which he went 9-0 with a 0.12 ERA, including a state record-tying 20-strikeout performance...played college baseball at Louisiana State University from 2003-2005...following his junior campaign, he was selected as First-Team All-SEC, First-Team ABCA All South Region and Third Team All-American by *Collegiate Baseball*.

**Lifetime Pitching Record**

Year	Club	W	L	ERA	G	GS	CG	SHO	SV	IP	H	R	ER	HR	HB	BB	IBB	SO	WP	BK
2005	Missoula	8	5	4.15	16	14	0	0	0	82.1	69	40	38	8	5	18	0	100	6	0
2006	Lancaster	9	0	1.63	13	13	2	2	0	88.1	57	21	16	3	4	31	0	71	2	1
	Tennessee	5	4	3.90	11	11	0	0	0	60.0	65	32	26	4	4	23	0	38	2	4
2007	Mobile	5	3	3.36	12	12	2	0	0	69.2	64	30	26	7	2	14	0	62	2	1
	Tucson	4	2	3.78	10	10	1	0	0	52.1	61	27	22	4	0	18	0	34	3	1

**Career Transactions**

**2005** — Selected by the Arizona Diamondbacks organization in the 6th round of the First-Year Player Draft. **2007** — Traded to the Oakland Athletics with pitchers Brett Anderson and Dana Eveland, infielder Chris Carter and outfielders Aaron Cunningham and Carlos Gonzalez in exchange for pitchers Dan Haren and Connor Robertson, December 14.

**A's Winter League Pitching Statistics**

PITCHERS	CLUB	LEAGUE	W-L	ERA	G	GS	CG	SHO	SV	IP	H	R	ER	HR	HB	BB	SO	WP	
Blevins, Jerry	Team USA	AFL	0-0	2.45	3	0	0	0	0	3.2	2	1	1	0	0	2	5	0	
Casilla, Santiago	Leones del Escogido	DWL	0-0	0.00	6	0	0	0	1	6.0	2	0	0	0	0	1	5	0	
Cate, Troy	Gigantes del Cibao	DWL	0-0	20.25	3	0	0	0	0	1.1	3	3	3	1	0	2	1	0	
Cate, Troy	Venados de Mazatlan	LMP	0-0	2.70	6	0	0	0	3	6.2	8	2	2	0	1	1	6	0	
Cramer, Bobby	Aguilas de Mexicali	LMP	0-2	11.37	2	2	0	0	0	6.1	11	8	8	2	0	3	3	0	
Dowdy, Justin	Phoenix Desert Dogs	AFL	0-0	0.00	3	0	0	0	0	3.0	1	0	0	0	0	2	4	0	
Eveland, Dana	Aguilas de Mexicali	LMP	4-2	2.51	14	9	1	0	0	61.0	54	20	17	3	1	15	69	3	
Gray, Jeff	Phoenix Desert Dogs	AFL	0-2	5.68	11	0	0	0	0	12.2	16	10	8	3	1	7	9	3	
Hernandez, Fernando	Phoenix Desert Dogs	AFL	0-0	0.00	12	0	0	0	2	12.2	5	2	0	0	0	4	11	0	
Kilby, Brad	Phoenix Desert Dogs	AFL	0-1	1.59	11	0	0	0	0	11.1	10	3	2	2	0	7	6	1	
Knox, Brad	Leones del Caracas	VWL	1-2	4.24	11	11	0	0	0	46.2	51	26	22	4	1	21	28	3	
Leon, Arnold	Tomateros de Culiacan	LMP	6-0	3.49	30	0	0	0	0	28.1	27	11	11	1	1	2	9	27	1
Marshall, Jay	Phoenix Desert Dogs	AFL	0-0	18.00	2	0	0	0	0	2.0	6	4	4	1	1	1	1	0	
Martinez, Leonardo	Aguilas del Zulia	VWL	0-0	0.00	1	0	0	0	0	0.1	0	0	0	0	0	1	0	0	
Rodriguez, Henry	Aguilas del Zulia	VWL	1-4	4.26	15	7	0	0	0	44.1	32	23	21	1	1	29	46	4	
Rojas, Jose A.	Caribes de Anzoategui	VWL	0-2	3.20	17	0	0	0	0	19.2	13	7	7	0	1	7	26	2	
Simmons, James	Phoenix Desert Dogs	AFL	0-0	2.89	9	0	0	0	0	9.1	7	4	3	1	0	3	8	0	
Smith, Greg	Scottsdale Scorpions	AFL	2-2	2.61	6	6	0	0	0	20.2	19	6	6	1	0	8	17	0	

# Ryan Wing

73



## Left-Handed Pitcher

**Height/Weight:** 6-2 / 190

**Bats/Throws:** Left / Left

**Birthdate:** February 1, 1982

**Opening Day Age:** 26

**Birthplace/Resides:** Corona, California / Murrieta, California

**Major League Service:** None

**Obtained:** Signed as a free agent to a minor league contract, November 27, 2007

**Contract Status:** First year of a one-year contract through 2008.

## 2007 Highlights

Made his Double-A debut at Birmingham and was 6-6 with a 3.24 ERA in 35 games, 17 starts...the ERA was fifth best in Southern League and fifth best in the Chicago White Sox farm system...the 35 appearances were a career high...held the opposition to a .211 batting average, including .201 (61 for 304) against right-handed hitters and .239 (28 for 117) against left-handers...opponents hit .188 with runners in scoring position...was 4-6 with a 3.97 ERA and .215 opponents batting average in his 17 starting assignment and 2-0 with a 1.39 ERA and .203 opponents average in 18 relief appearances...all eight of his home runs allowed came in his starting assignments as he did not allow a home run in 32.1 innings of relief...allowed 6 of 9 (66.7%) inherited runners to score...compiled a 2-1 record and a 1.76 ERA in 16 games, two starts in April and May and was 4-5 with a 3.78 ERA in 19 games, 15 starts, the rest of the way...was 4-2 with a 2.72 ERA in 17 games on the road and 2-4 with a 3.75 ERA in 18 games at home...did not allow a run in the first inning all year (17.0 ip, 8 h, 3 bb, 20 so)...pitched mostly in relief to start the season as 18 of his first 22 appearances came out of the bullpen...was 3-1 with a 1.68 ERA over his first 22 games before moving into the starting rotation full time on June 27...went 3-5 with a 4.39 ERA over his final 13 appearances, all starts...tossed 3.0 perfect innings in his first outing of the season on April 8 against Carolina and did not allow a run in his first five outings through April 25 (12.1 ip, 4 h, 5 bb, 11 so)...then allowed three runs on one hit and two walks in 3.0 innings in a start on April 30 against Huntsville and was charged with the loss...finished April with a 1-1 record and a 1.76 ERA in six games, two starts, and then went 1-0 with a 1.76 ERA in 10 relief appearances in May...tossed 3.1 shutout innings and struck out five on June 3 at Tennessee, both of which were his season highs as a reliever...moved into the starting rotation on a regular basis on June 27 and allowed a season high six runs in each of his first two outings on June 27 against Jacksonville (2.2 ip, 6 h, 5 bb, 2 so) and July 2 at Montgomery (3.2 ip, 7 h, 2 so)...was charged with the loss in both outings...went 2-0 with a 1.23 ERA over a four start stretch from July 14 to 30...struck out a season high nine and tossed 6.0 shutout innings on July 20 against Chattanooga but ended up with a no decision in a 4-3 loss (3 h, 1 bb)...issued a season high six walks in 5.0 innings on July 25 at West Tenn, but allowed just two hits and one run and picked up the win...pitched a season high 7.2 scoreless innings in his final outing of the season on September 1 against Huntsville...allowed just one hit and two walks but had a no decision in the Barons 4-0 loss.

## Career

**2006**—Began the season on the disabled list at Double-A Birmingham as he was recovering from offseason surgery on his left elbow...was sent to Great Falls of the Pioneer Rookie League on August 8 on a rehab assignment and was 0-1 with a 2.91 ERA in seven appearances, one start...walked seven and struck out 21 in 12.1 innings...averaged 15.3 strikeouts per nine innings...allowed a .217 opponents batting average, including .182 against left-handed hitters and .229 against right-handers...his one loss came in his only start on August 17 against Ogden...allowed one run on one hit and two walks in 1.0 innings...tossed exactly 2.0 innings in five of his outings.

**2005**—Went 2-9 with a 7.49 ERA in 17 games, 16 starts, with Single-A Bakersfield and Single-A Winston-Salem...began the season with the Blaze in the Texas organization and was 2-5 with a 6.93 ERA in 12 games, 11 starts...was claimed by the White Sox off waivers on June 30 and went 0-4 with an 8.69 ERA in five starts with the Warthogs...was placed on the disabled list on July 29 with a sprained left elbow and missed the remainder of the season.

**2004**—Was ranked by *Baseball America* as the No. 5 Prospect and as possessing the Best Slider in the White Sox organization entering the season...missed the entire campaign with biceps tendinitis in his left arm.

**2003**—Ranked fifth in the Carolina League with 107 strikeouts and seventh with a 2.98 ERA at Winston-Salem...led the CL champion Warthogs in innings (145.0) and starts (26), tied for the lead in wins (9) and was second in strikeouts...allowed a .227 opponents batting average...was 7-2 with a 1.86 ERA in 15 starts through June and 2-6 with a 4.65 ERA over his final 11 starts...was the starting and winning pitcher in the California League/CL All-Star Game...named CL Pitcher of the Week for April 10-16...went 3-0 with a 0.38 ERA in April and had a 1.95 ERA in May...had a season high 10 strikeouts on August 9 against Potomac...was rated by *Baseball America* prior to the season as the No. 14 Prospect in the Sox organization.

**2002**—Led the organization in wins (12) and ranked among the leaders in strikeouts (5th, 109) and ERA (7th, 3.78) at Single-A Kannapolis in the South Atlantic League...won a team high eight consecutive decisions, including seven straight starts, from July 18 to August 12...went 5-0 with a 2.05 ERA in July...went 9-2 with a 3.32 ERA in the second half.

**2001**—Made his professional debut at Bristol in the Appalachian Rookie League...earned the win in his only appearance on August 1 in the second game of a doubleheader against Kingsport (12.0 ip, 1 h, 1 r, 1 er, 2 so).

## Personal/Miscellaneous

Ryan Christopher Wing was originally signed by Chicago White Sox scouts George Bradley and Mark Salas...attended Riverside (CA) Community College...led his team to the California Community College State championship as a freshman...was named Orange Empire Conference Player of the Year in 2001 after going 13-1 with a 1.99 ERA, seven complete games and 120 strikeouts in 16 starts...graduated from Murrieta (CA) High School...his father, Harry, played in the San Francisco Giants organization.

**Lifetime Pitching Record**

Year	Club	W	L	ERA	G	GS	CG	SHO	SV	IP	H	R	ER	HR	HB	BB	IBB	SO	WP	BK
2001	Bristol	1	0	9.00	1	0	0	0	0	1.0	1	1	1	0	0	0	0	2	2	0
2002	Kannapolis	12	7	3.78	25	21	0	0	0	123.2	111	64	52	6	12	60	0	109	5	3
2003	Winston-Salem	9	7	2.98	26	26	0	0	0	145.0	116	62	48	9	4	67	2	107	11	1
2004	Birmingham	(Injured — did not play)																		
2005	Bakersfield	2	5	6.93	12	11	0	0	0	50.2	57	42	39	7	2	36	0	33	9	1
	Winston-Salem	0	4	8.69	5	5	0	0	0	19.2	25	20	19	4	2	13	0	19	1	0
2006	Great Falls	0	1	2.92	7	1	0	0	0	12.1	10	7	4	1	2	7	0	21	0	0
2007	Birmingham	6	6	3.24	35	17	0	0	0	114.0	89	44	41	8	0	46	0	93	4	2

**Career Transactions**

**2001** — Selected by the Chicago White Sox organization in the 2nd round of the June draft. **2004** — Claimed on waivers by the Texas Rangers, October 6. **2005** — Claimed on waivers by the Chicago White Sox, June 30. **2007** — Elected free agency, October 29; signed by the Oakland Athletics organization to a minor league contract, November 27.

**Brad Ziegler**

**47**

**Right-Handed Pitcher**

**Height/Weight:** 6-4 / 202

**Bats/Throws:** Right / Right

**Birthdate:** October 10, 1979

**Opening Day Age:** 28

**Birthplace/Resides:** Pratt, Kansas / Springfield, Missouri

**Major League Service:** None

**Obtained:** Signed as a free agent to a minor league contract, June 18, 2004

**Contract Status:** First year of a one-year contract through 2008.



**2007 Highlights**

Pitched exclusively in relief for the first time since joining the Athletics organization and combined for a 12-3 record, two saves and a 2.41 ERA in 50 appearances with Double-A Midland and Triple-A Sacramento...did not allow a home run in 78.1 innings...the 12 wins led the A's farm system and matched his career high...the appearances were a career high and the ERA was his lowest since joining the A's organization in 2004...walked 18 and struck out 62 for a strikeout to walk ratio of 3.4...allowed a .227 batting average, including .174 (32 for 184) against right-handed hitters and .324 (33 for 102) against left-handers...opponents hit .208 with runners in scoring position...allowed 8 of 28 (28.6%) inherited runners to score and converted 2 of 4 (50.0%) save opportunities...began the year at Midland and went 4-0 with a 1.14 ERA and one save in 15 appearances...did not allow a run in six outings on the road (10.0 ip)...was transferred to Sacramento on May 25 and was 8-3 with a 2.96 ERA and one save in 35 appearances...had a 1.56 ERA in 21 appearances at home and a 5.40 ERA in 14 appearances on the road...tied for second on the River Cats pitching staff in wins and was third in appearances...tossed at least one inning in 42 of his 50 outings, including two or more 19 times...did not allow a run in 12 of his 15 outings with Midland...including a pair of six-game scoreless streaks from April 9 to 27 (8.1 ip) and May 5 to 19 (10.1 ip)...recorded his first professional save on May 3 against Corpus Christi (2.0 ip, 3 h, 2 r, 1 er, 1 so)...tossed a season high 3.2 innings on May 12 against San Antonio and did not allow a run...allowed at least one run in seven of his first nine outings with Sacramento...yielded 13 runs, 12 earned, in 18.0 innings over that stretch from May 27 to June 16 (6.00 ERA)...then did not allow a run in 20 of his final 26 outings and compiled a 1.47 ERA over that stretch...struck out a season high five batters in 2.2 innings on June 4 against Round Rock...walked three batters in 1.2 innings on August 6 against Oklahoma, the only time he walked more than one batter in an outing...did not allow a run or a hit over his final five outings (8.0 ip)...then went 1-1 with two saves and a 2.45 ERA in five postseason appearances for the Pacific Coast League Champion River Cats (7.1 ip, 6 h, 3 r, 2 er, 2 bb, 6 so).

**Career**

**2006**—Was named to the Texas League Postseason All-Star Team after going 9-6 with a 3.37 ERA in 23 games, 22 starts at Double-A Midland...ranked second in the TL in ERA...also went 0-1 with a 6.00 ERA in four starts with Triple-A Sacramento and was a combined 9-7 with a 3.71 ERA in 27 games, 26 starts...the ERA was fourth lowest in the A's farm system...had career highs in innings pitched (162.2), walks (42) and home runs (20)...allowed a .290 opponents batting average, which included a .289 mark against right-handed hitters and .292 against left-handers...allowed 15 of his 20 home runs against righties and 12 of his round trippers were solo shots...68 of his 99 strikeouts were against right-handed hitters...his opponents average dropped to .260 with runners in scoring position, including .203 with RISP and two outs...tied for the lead among TL pitchers in double plays (5)...began the season at Midland and went 2-0 with a 1.09 ERA in four starts in April...the two wins came in his first two starts on April 9 at Frisco (1 r in 7.0 ip) and April 15 at San Antonio (1 r in 6.0 ip), earning him TL Pitcher of the Week honors for the week of April 6-16...then allowed six home runs in 3.0 innings in a loss on May 2 at Tulsa (8 h, 7 r, 7 er, 1 bb, 2 so)...went 5-5 with a 3.81 ERA in 14 starts from May 2 to July 10 and was transferred to Sacramento on July 12...was sent back to Midland on August 10 and went 2-1 with a 3.95 ERA over his final five appearances with the Rockhounds

**2005**—Spent most of the season at Single-A Stockton where he was 9-7 with a 4.66 ERA in 24 games, all starts...ranked second in the California League in strikeouts (144) and led CL starters in strikeouts per nine innings (9.19) and fewest walks per nine innings (1.28)...led the Ports in starts, innings pitched (141.0) and strikeouts...was promoted to Double-A Midland on August 15 and went 2-1 with a 6.86 ERA in four starts with the Rockhounds...combined at both stops for an 11-8 record and a 4.94 ERA in 28 starts...led the A's farm system with 164 strikeouts and tied for fourth in wins...issued just 24 walks for a strikeout to walk ratio of 6.8...had career highs in starts, strikeouts and losses...allowed a .291 opponents batting average, including .287 against left-handers and .294 against right-handers...allowed 10 of his 14 home runs off righties...opponents hit .314 with runners in scoring position but just .208 with RISP and two outs...while pitching for Stockton, he was 8-2 with a 3.48 ERA and .246 opponents batting average in 13 starts at home and 1-5 with a 6.47 ERA and .347 opponents batting average in 11 starts on the road...went 5-6 with a 6.14 ERA over his first 17 starts and 4-1 with a 1.85 ERA over his final seven starts before his promotion to Midland...struck out a season high 10 on August 7 against Lake Elsinore...went 2-0 with a 3.00 ERA in his first three starts at Double-A before allowing 10 runs in 3.0 innings in his final start on September 3 at Frisco...then helped Midland to the Texas League Championship by going 1-0 with a 3.27 ERA in two postseason starts (11.0 ip, 12 h, 4 r, 2 er, 2 bb, 13 so).

**2004**—Was released by the Phillies organization on March 28 and signed with Schaumburg of the independent Northern League...went 3-0 with a 1.50 ERA and .150 opponents batting in four starts for the Flyers...struck out 26 and walked just one without allowing a home run in 24.0 innings...was signed by the Oakland Athletic organization to a minor league contract on June 18 and went 9-2 with a 3.90 ERA in 16 games, 15 starts, with Single-A Modesto...combined at both stops for a 12-2 record, a 3.40 ERA and a .242 opponents batting average in 20 games, 19 starts...the wins established a career high.

**2003**—Was selected by the Philadelphia Phillies in the 20th round of the draft and began his professional career on the disabled list with right bicep tendinitis...was reinstated from the DL on August 25 and made three relief appearances for Single-A Batavia of the short season New York-Penn League...was 1-0 with a 1.50 ERA and .227 opponents batting average in three relief appearances.

**Personal/Miscellaneous**

Brad Gregory Ziegler...graduated from Odessa (MO) High School in 1998...graduated from Southwest Missouri State University in 2003.

**Lifetime Pitching Record**

Year	Club	W	L	ERA	G	GS	CG	SHO	SV	IP	H	R	ER	HR	HB	BB	IBB	SO	WP	BK
2003	Batavia	1	0	1.50	3	0	0	0	0	6.0	5	1	1	0	0	1	0	6	0	0
2004	Schaumburg (Ind.)	3	0	1.50	4	4	1	0	0	24.0	12	5	4	0	2	1	0	26	0	0
	Modesto	9	2	3.90	16	15	0	0	0	92.1	95	51	40	11	2	22	0	77	0	1
2005	Stockton	9	7	4.66	24	24	0	0	0	141.0	166	84	73	13	6	20	0	144	4	0
	Midland	2	1	6.86	4	4	0	0	0	21.0	27	16	16	1	3	4	0	20	1	0
2006	Midland	9	6	3.37	23	22	1	0	0	141.2	151	60	53	17	7	37	0	88	3	1
	Sacramento	0	1	6.00	4	4	0	0	0	21.0	32	17	14	3	1	5	0	11	1	0
2007	Midland	4	0	1.14	15	0	0	0	1	23.2	19	6	3	0	0	4	0	18	0	0
	Sacramento	8	3	2.96	35	0	0	0	1	54.2	46	20	18	0	2	14	0	44	0	1

**Career Transactions**

**2003** — Selected by the Philadelphia Phillies organization in the 20th round of the First-Year Player Draft. **2004** — Released, March 28; signed with Schaumburg (Independent). Signed by the Oakland Athletics to a minor league contract, June 18.

**How The A's Were Built**

**Free Agent Draft (13):** RHP Joe Blanton (2002; 1st), LHP Dallas Braden (2004; 24th), OF Travis Buck (2005; Comp.), IF Eric Chavez (1996; 1st), IF Bobby Crosby (2001; 1st), RHP Jeff Gray (2004; 32nd), RHP Rich Harden (2000; 17th), IF Dan Johnson (2001; 7th), IF Kevin Meilillo (2004; 5th), C Landon Powell (2004; 1st), OF Richie Robnett (2004; 1st), RHP Huston Street (2004; Comp), C Kurt Suzuki (2004; 2nd).

**Signed as Non-Drafted Free Agent (4):** RHP Santiago Casilla, OF Javier Herrera, IF Gregorio Petit, RHP Henry Rodriguez.

**Signed as Free Agent (2):** OF Emil Brown, LHP Alan Embree.

**Acquired Via Trade (17):** IF Daric Barton, LHP Jerry Blevins, C Rob Bowen, RHP Andrew Brown, RHP Kiko Calero, OF Jack Cust, OF Chris Denorfia, RHP Joey Devine, RHP Justin Duchscherer, IF Mark Ellis, LHP Dana Eveland, RHP Chad Gaudin, OF Carlos Gonzalez, IF Jack Hannahan, LHP Dan Meyer, IF Donnie Murphy, OF Ryan Sweeney.

**Claimed on Waivers (3):** IF Wes Bankston, LHP Lenny DiNardo, OF Jeff Fiorentino.

**Rule V Draft (1):** RHP Fernando Hernandez.

FRONT OFFICE  
2008 ATHLETICS  
REVIEW  
RECORDS  
HISTORY  
OPPONENTS  
PLAYER DEVELOPMENT  
MISCELLANEOUS

# Major League Baseball® VIRTUAL PRESSBOX

For accredited media members only.

The only official  
up-to-the-minute media source for:  
statistical reports,  
**box scores**,  
press conferences,  
**press releases**,  
online credentialing,  
transcripts, game notes,  
headshots and logos.



The Official Site of Major League Baseball®

[www.mlbpressbox.com](http://www.mlbpressbox.com)



## 2008 Oakland A's Roster

**MANAGER:** 17 Bob Geren    **COACHES:** 11 Tony DeFranco, 37 Ron Romanick, 39 Ty Van Burkleo, 16 Don Wakamatsu, 36 Tye Wailer, 48 Curt Young    **TRAINERS:** Steve Sajiles, Walt Horn  
**TRAVELING SECRETARY:** Mickey Morabito    **EQUIPMENT MANAGER:** Steve Vuorich    **VISITING CLUBHOUSE MANAGER:** Mike Ithalbum    **STRENGTH & CONDITIONING:** Clarence Cockrell

NO	PITCHER (18)	B	T	HT	WT	BORN	BIRTHPLACE	RESIDENCE	2007 CLUBS	W	L	ERA	G	GS	CG	SHO	SV	IP	H	R	ER	BB	SO	ML SERVICE
55	BLANTON, Joe	R	R	6-3	256	12-11-80	Nashville, TN	Louisville, KY	OAKLAND	14	10	3.95	347	34	3	1	0	2300	240	106	106	4	140	3 years, 16 days
13	BLEVINS, Jerry	L	L	6-6	175	9-6-83	Johnson City, TN	Swanton, OH	Daytona	1	0	0.38	15	0	0	0	6	232	13	1	1	5	32	16 days
									Tennessee	2	2	1.53	23	0	0	0	3	291	23	5	5	8	37	
									Midland	1	3	3.32	17	0	0	0	1	212	18	10	8	5	29	
									Sacramento	1	0	0.00	1	0	0	0	0	2.2	1	0	0	0	4	
									OAKLAND	0	1	9.64	6	0	0	0	0	4.2	8	6	5	3	3	
51	BRADEN, Dallas	L	L	6-1	195	8-13-83	Phoenix, AZ	Stockton, CA	Midland	1	0	2.25	2	2	0	0	0	12.0	5	3	3	3	13	84 days
									Sacramento	2	3	2.95	11	11	2	1	0	64.0	51	22	21	18	74	
									OAKLAND	1	8	6.72	20	14	0	0	0	72.1	91	59	54	26	55	
59	BROWN, Andrew	R	R	6-6	230	2-17-81	Chardon, OH	Orange City, FL	Portland	2	3	2.78	32	0	0	0	0	35.2	26	14	11	15	43	165 days
									Sacramento	0	0	3.60	5	0	0	0	4	5.0	6	2	2	0	6	
									OAKLAND	3	3	4.54	33	0	0	0	0	41.2	38	21	21	17	43	
50	CALERO, Kiko	R	R	6-1	210	1-9-75	Santurce, Puerto Rico	Rio Piedras, Puerto Rico	OAKLAND	1	5	5.75	46	0	0	0	1	40.2	46	26	26	21	31	4 years, 150 days
44	CASILLA, Santiago	R	R	6-0	202	7-25-80	San Cristobal, D.R.	Juan Baron, D.R.	Sacramento	2	1	4.13	22	0	0	0	3	24.0	18	11	11	14	29	1 year, 12 days
									OAKLAND	3	1	4.44	46	0	0	0	2	50.2	43	25	25	23	52	
33	DEVINE, Joey	R	R	5-11	205	9-19-83	Junction City, KS	Roswell, GA	Mississippi	2	4	2.06	33	0	0	0	16	35.0	26	9	8	13	51	171 days
									ATLANTA	1	0	1.08	10	0	0	0	0	8.1	7	1	1	8	7	
									Richmond	3	0	1.64	17	0	0	0	4	22.0	15	5	4	6	27	
35	DIMARDO, Lenny	L	L	6-2	208	9-19-79	Miami, FL	Gainesville, FL	OAKLAND	8	10	4.11	35	20	0	0	0	131.1	136	74	60	50	59	3 years, 56 days
58	DUCSCHERER, Justin	R	R	6-2	201	11-19-77	Aberdeen, SD	Chandler, AZ	OAKLAND	3	3	4.96	17	0	0	0	0	16.1	18	9	9	8	13	4 years, 51 days
41	EMBREE, Alan	L	L	6-2	200	1-23-70	Dalles, OR	Camas, WA	Stockton	0	0	0.00	1	1	0	0	0	1.0	0	0	0	0	0	
25	EVELAND, Dana	L	L	6-0	170	10-29-83	Olympia, WA	Palmdale, CA	OAKLAND	1	2	3.97	68	0	0	0	17	68.0	67	30	30	19	51	13 years, 59 days
									Tucson	1	0	1.95	7	5	0	0	0	27.2	29	7	6	10	15	167 days
									ARIZONA	1	0	14.40	5	1	0	0	0	5.0	8	8	8	5	3	
									Visalia	0	0	0.00	2	2	0	0	0	5.0	1	1	0	2	9	
57	GAUDIN, Chad	R	R	5-10	188	3-24-83	New Orleans, LA	Harahan, LA	OAKLAND	11	13	4.42	34	34	1	0	0	199.1	205	108	98	100	154	3 years, 4 days
31	GRAY, Jeff	R	R	6-2	208	11-19-81	Texas City, TX	Chesterfield, MO	Midland	2	0	0.00	8	0	0	0	3	12.1	7	1	0	2	12	None
									Sacramento	2	4	4.09	46	0	0	0	12	55.0	58	27	25	22	45	
40	HARDEN, Rich	L	R	6-1	195	11-30-81	Victoria, BC	Victoria, BC	OAKLAND	1	2	2.45	7	4	0	0	0	25.2	18	7	7	11	27	4 years, 74 days
									Sacramento	0	0	0.00	1	0	0	0	0	1.0	1	0	0	0	1	
56	HERMANDEZ, Fernando	R	R	5-11	190	7-31-84	Miami, FL	Miami, FL	Sacramento	1	3	3.06	60	0	0	0	9	85.1	73	30	29	23	84	None
53	MEYER, Dan	R	L	6-3	222	7-3-81	Woodbury, NJ	Woodbury, NJ	Midland	0	0	6.75	1	1	0	0	0	4.0	5	3	4	2	54 days	
									Sacramento	8	2	3.28	21	21	0	0	0	115.1	103	44	42	51	105	
									OAKLAND	0	2	8.82	6	3	0	0	0	16.1	20	19	16	9	11	
63	RODRIGUEZ, Henry	R	R	6-1	175	2-25-87	Zulia, Venezuela	Zulia, Venezuela	Kane County	6	8	3.07	20	18	1	0	0	99.2	75	38	34	58	106	None
20	STREET, Huston	R	R	6-0	200	8-2-83	Austin, TX	Austin, TX	OAKLAND	5	2	2.88	48	0	0	0	16	50.0	35	20	16	12	63	3 years
									Sacramento	0	0	0.00	1	1	0	0	0	1.0	1	0	0	0	2	



