


**2007 American  
League Cy Young  
Award Winner  
C.C. Sabathia**

# OPPONENTS

# Baltimore Orioles



## Dave Trembley

*Record in Baltimore*  
40-53 (1 season + interim)  
*Career Record*  
40-53 (1 season + interim)

## All-Time Series

*All-Time Series Record*  
958-913  
*At McAfee Coliseum*  
108-123  
*At Camden Yards*  
47-36

## 2008 Schedule

Dates	Site
May 5-7	OAK
September 5-7	BAL

*American League East*  
Oriole Park at Camden Yards  
333 W. Camden Street  
Baltimore, MD 21201

**Switchboard:** (410) 685-9800  
**Media Relations:** (410) 547-6150

**Press Box:** (410) 547-6257  
**Media Relations FAX:** (410) 547-6272

**Managing Partner** ..... Peter Angelos  
**Executive Vice President** ..... John P. Angelos  
**President, Baseball Operations** ..... Andy MacPhail  
**Director, Media Relations** ..... Bill Stetka (410) 547-6156  
**Director, Public Affairs** ..... Monica Pence (410) 547-6160  
**Traveling Secretary** ..... Phil Itzoe (410) 547-6226  
**Stadium** ..... Oriole Park at Camden Yards  
**Capacity / Opened** ..... 48,190 / 1992  
**Orioles Hotel in Bay Area** ..... Parc 55 (San Francisco) (415) 392-8000  
**A's Hotel in Baltimore** ..... Renaissance Harborplace (410) 547-1200

## 2007 Series Recap

Date	H-A	W-L	Score	Winner	Loser	Date	H-A	W-L	Score	Winner	Loser
4/23	A	W	6-5	D. Haren	E. Bedard	7/20	H	L	1-6	E. Bedard	J. Blanton
4/24	A	W	4-2	D. Braden	J. Guthrie	7/21	H	W	4-3	D. Haren	S. Trachsel
5/25	A	W	3-2	D. Haren	E. Bedard	7/22	H	L	0-2	J. Guthrie	D. Braden
5/26	A	L	3-8	B. Bures	J. Kennedy	<b>Totals</b>		<b>4-4</b>	<b>25-36</b>		
5/27	A	L	4-8	D. Cabrera	J. Blanton						

## Year-By-Year Series Results

Year	Home	Road	Totals	Year	Home	Road	Totals	Year	Home	Road	Totals
1968	6-4	3-5	9-9	1982	3-3	2-4	5-7	1996	2-5	2-4	4-9
1969	3-3	1-5	4-8	1983	3-3	1-5	4-8	1997	1-5	2-3	3-8
1970	3-3	2-4	5-7	1984	2-4	4-2	6-6	1998	1-4	2-4	3-8
1971	2-4	2-3	4-7	1985	3-3	2-4	5-7	1999	4-2	3-3	7-5
1972	1-5	5-1	6-6	1986	5-3	2-2	7-5	2000	4-2	4-2	8-4
1973	3-3	4-2	7-5	1987	2-4	3-3	5-7	2001	4-2	3-0	7-2
1974	2-4	4-2	6-6	1988	4-2	4-2	8-4	2002	1-2	4-2	5-4
1975	5-1	3-3	8-4	1989	5-1	2-4	7-5	2003	6-0	1-2	7-2
1976	4-2	4-2	8-4	1990	3-3	5-1	8-4	2004	4-0	3-0	7-0
1977	0-5	2-3	2-8	1991	4-2	5-1	9-3	2005	0-3	6-1	6-4
1978	0-6	0-5	0-11	1992	1-5	5-1	6-6	2006	2-1	2-1	4-2
1979	2-4	2-4	4-8	1993	1-5	1-5	2-10	2007	1-2	3-2	4-4
1980	2-4	3-3	5-7	1994	3-3	2-4	5-7	<b>Totals</b>	<b>108-123</b>	<b>114-110</b>	<b>222-233</b>
1981	3-3	2-4	5-7	1995	3-3	4-2	7-5				

## Series Facts


**Longest A's Winning Streak:** 8, three times. Last: July 14, 1991-May 29, 1992  
**Longest Orioles Winning Streak:** 13, August 14, 1977-April 27, 1979  
**Last A's Series Sweep at Oakland (3 games):** August 26-28, 2003  
**Last A's Series Sweep at Oakland (4 games):** August 23-26, 2004  
**Last A's Series Sweep at Baltimore (3 games):** August 16-18, 2004  
**Last A's Series Sweep at Baltimore (4 games):** August 26-29, 2005  
**Last Orioles Series Sweep at Oakland (3 games):** August 15-17, 2005

**Last Orioles Series Sweep at Oakland (4 games):** May 22-25, 1987  
**Last Orioles Series Sweep at Baltimore (3 games):** July 21-23, 1998  
**Last Orioles Series Sweep at Baltimore (4 games):** None  
**Most Runs in a Game by Oakland:** 15 runs, August 30, 2001 (15-0)  
**Most Runs in a Game by Baltimore:** 18 runs, August 15, 1996 (18-5)  
**Widest Margin of Victory by Oakland:** 15 runs, August 30, 2001 (15-0)  
**Widest Margin of Victory by Baltimore:** 13 runs, August 15, 1996 (18-5)

## Series Breakdown

	W	L	PCT.
Philadelphia A's vs. Milwaukee Brewers (1901)	14	6	.700
Philadelphia A's vs. St. Louis Browns (1902-53)	606	513	.542
Philadelphia A's vs. Baltimore Orioles (1954)	12	10	.545
Kansas City A's vs. Baltimore Orioles (1955-67)	104	151	.408
Oakland A's vs. Baltimore Orioles (1968-2007)	222	233	.488
<b>Totals</b>	<b>958</b>	<b>913</b>	<b>.512</b>

# Boston Red Sox



**Terry Francona**

*Record in Boston*  
375-273 (4 seasons)  
*Career Record*  
660-636 (8 seasons)

**All-Time Series**

*All-Time Series Record*  
845-1034  
*At McAfee Coliseum*  
119-108  
*At Fenway Park*  
(since 1968)  
84-145

**2008 Schedule**

Dates	Site
March 25-26	TOKYO
April 1-2	OAK
May 23-25	OAK
August 1-3	BOS

*American League East*  
Fenway Park  
4 Yawkey Way  
Boston, MA 02215-9440



**Switchboard:** (617) 226-6000      **Press Box:** (617) 226-6732  
**Media Relations:** (617) 226-6613      **Media Relations FAX:** (617) 226-6740

**Principal Owner** ..... John W. Henry  
**President, Chief Executive Officer** ..... Larry Lucchino  
**Executive Vice President, General Manager** ..... Theo Epstein  
**Vice President, Media Relations** ..... John Blake (617) 226-6676  
**Manager, Media Relations** ..... Pam Ganley (617) 226-6715  
**Coordinator, Baseball Information** ..... Drew Merle (617) 226-6446  
**Traveling Secretary** ..... Jack McCormick (617) 226-6747  
**Stadium** ..... Fenway Park  
**Capacity / Opened** ..... 36,108 (night); 35,692 (day) / 1912  
**Red Sox Hotel in Bay Area** ..... Westin St. Francis (San Francisco) (415) 397-7000  
**A's Hotel in Boston** ..... Sheraton Boston (617) 236-2000

**2007 Series Recap**

Date	H-A	W-L	Score	Winner	Loser	Date	H-A	W-L	Score	Winner	Loser
5/1	A	W	5-4 (10)	J. Duchschere	B. Donnelly	6/7	H	L	0-1	C. SCHILLING	J. Blanton
5/2	A	L	4-6	J. Beckett	J. Marshall	9/25	A	L	3-7	C. Schilling	C. Gaudin
6/4	H	W	5-4 (11)	S. Casilla	K. Snyder	9/26	A	L	6-11	M. Timlin	J. Blevins
6/5	H	W	2-0	L. DiNardo	D. Matsuzaka	<b>Totals</b>	<b>4-4</b>	<b>28-35</b>			
6/6	H	W	3-2	J. Kennedy	T. Wakefield						

**Year-By-Year Series Results**

Year	Home	Road	Totals	Year	Home	Road	Totals	Year	Home	Road	Totals
1968	6-3	4-5	10-8	1982	4-2	0-6	4-8	1996	4-2	1-6	5-8
1969	4-2	4-2	8-4	1983	2-4	2-4	4-8	1997	3-3	1-4	4-7
1970	4-2	1-5	5-7	1984	3-3	2-4	5-7	1998	1-4	1-5	2-9
1971	4-2	5-1	9-3	1985	2-4	2-4	4-8	1999	4-2	2-2	6-4
1972	1-5	2-4	3-9	1986	3-3	2-4	5-7	2000	2-2	3-3	5-5
1973	3-3	5-1	8-4	1987	5-1	3-3	8-4	2001	4-2	1-2	5-4
1974	2-4	2-4	4-8	1988	6-0	3-3	9-3	2002	0-3	3-3	3-6
1975	4-2	2-4	6-6	1989	4-2	1-5	5-7	2003	2-2	2-1	4-3
1976	5-1	3-3	8-4	1990	4-2	4-2	8-4	2004	0-3	1-5	1-8
1977	2-4	1-4	3-8	1991	2-4	2-4	4-8	2005	2-1	2-5	4-6
1978	3-2	2-3	5-5	1992	4-2	3-3	7-5	2006	4-2	3-1	7-3
1979	2-4	1-5	3-9	1993	2-4	1-5	3-9	2007	3-1	1-3	4-4
1980	2-4	1-5	3-9	1994	1-5	2-4	3-9	<b>Totals</b>	<b>119-108</b>	<b>84-145</b>	<b>203-253</b>
1981	4-2	1-5	5-7	1995	2-5	2-3	4-8				

**Series Facts**

**Longest A's Winning Streak:** 6, June 13-August 3, 1969  
**Longest Red Sox Winning Streak:** 11, July 10, 1993-April 28, 1994  
**Last A's Series Sweep at Oakland (3 games):** August 28-30, 2006  
**Last A's Series Sweep at Oakland (4 games):** None  
**Last A's Series Sweep at Boston (3 games):** September 3-5, 1990  
**Last A's Series Sweep at Boston (4 games):** August 10-12, 1971  
**Last Red Sox Series Sweep at Oakland (3 games):** September 6-8, 2004  
**Last Red Sox Series Sweep at Oakland (4 games):** August 4-7, 1977

**Last Red Sox Series Sweep at Boston (3 games):** May 9-11, 2005  
**Last Red Sox Series Sweep at Boston (4 games):** July 22-25, 1993  
**Most Runs in a Game by Oakland:** 21 runs, June 14, 1969 (21-7)  
**Most Runs in a Game by Boston:** 16 runs, two times. Last: May 20, 1996 (16-4)  
**Widest Margin of Victory by Oakland:** 14 runs, June 14, 1969 (21-7)  
**Widest Margin of Victory by Boston:** 12 runs, three times. Last: April 15, 2000 (14-2)

**Series Breakdown**

	W	L	PCT.
Philadelphia A's vs. Boston Red Sox (1901-54)	533	632	.458
Kansas City A's vs. Boston Red Sox (1955-67)	109	149	.422
Oakland A's vs. Boston Red Sox (1968-2007)	203	253	.445
<b>Totals</b>	<b>845</b>	<b>1034</b>	<b>.450</b>

# Chicago White Sox



American League Central  
 U.S. Cellular Field  
 333 West 35th Street  
 Chicago, IL 60616

**Switchboard:** (312) 674-1000      **Press Box:** (312) 674-5190  
**Media Relations:** (312) 674-5300      **Media Relations FAX:** (312) 674-5116

**Chairman** ..... Jerry Reinsdorf  
**Senior Vice President, General Manager** ..... Ken Williams  
**Vice President, Communications** ..... Scott Reifert (312) 674-5302  
**Director, Media Relations** ..... Bob Beghtol (312) 674-5303  
**Manager, Media Relations** ..... Pat O'Connell (312) 674-5306  
**Manager, Team Travel** ..... Ed Cassin (312) 674-5296  
**Stadium** ..... U.S. Cellular Field  
**Capacity / Opened** ..... 40,615 / 1991  
**White Sox Hotel in Bay Area** ..... Parc 55 (San Francisco) (415) 392-8000  
**A's Hotel in Chicago** ..... Westin Hotel (312) 943-7200

**Ozzie Guillen**  
*Record in Chicago*  
 344-304 (4 seasons)  
*Career Record*  
 344-304 (4 seasons)

**All-Time Series**  
*All-Time Series Record*  
 946-1003  
*At McAfee Coliseum*  
 144-121  
*At U.S. Cellular Field*  
 43-39

**2008 Schedule**  
**Dates**      **Site**  
 April 14-15      CWS  
 July 3-6      CWS  
 August 15-17      OAK

### 2007 Series Recap

Date	H-A	W-L	Score	Winner	Loser	Date	H-A	W-L	Score	Winner	Loser
4/9	H	L	1-4	J. Contreras	R. Harden	5/23	A	W	4-0	C. Gaudin	J. Garland
4/10	H	W	2-1	H. Street	B. Jenks	8/14	H	W	4-3	L. DiNardo	J. Garland
4/11	H	L	3-6	D. Aardsma	H. Street	8/15	H	W	3-2	J. Blanton	M. Buehrle
5/21	A	L	5-8	J. Contreras	J. Blanton	8/16	H	W	8-5 (10)	R. Lugo	M. Thornton
5/22	A	L	4-10	J. Danks	C. Lewis	<b>Totals</b>			<b>5-4</b>	<b>34-39</b>	

### Year-By-Year Series Results

Year	Home	Road	Totals	Year	Home	Road	Totals	Year	Home	Road	Totals
1968	4-5	4-5	8-10	1982	1-5	3-4	4-9	1996	2-4	5-1	7-5
1969	6-3	4-5	10-8	1983	4-3	1-5	5-8	1997	1-4	2-4	3-8
1970	7-2	9-0	16-2	1984	4-2	3-4	7-6	1998	3-2	4-2	7-4
1971	1-8	6-3	7-11	1985	3-4	2-4	5-8	1999	4-0	3-3	7-3
1972	6-3	2-4	8-7	1986	4-2	2-5	6-7	2000	2-4	1-2	3-6
1973	6-3	6-3	12-6	1987	3-4	1-5	4-9	2001	3-0	5-1	8-1
1974	7-2	4-5	11-7	1988	3-3	5-2	8-5	2002	6-0	1-2	7-2
1975	6-3	3-6	9-9	1989	4-3	4-2	8-5	2003	2-1	3-3	5-4
1976	6-3	3-5	9-8	1990	1-5	4-3	5-8	2004	5-1	2-1	7-2
1977	3-5	2-5	5-10	1991	4-3	2-4	6-7	2005	4-2	3-0	7-2
1978	3-4	5-3	8-7	1992	4-2	4-3	8-5	2006	3-0	0-3	3-3
1979	3-4	1-5	4-9	1993	3-4	3-3	6-7	2007	4-2	1-2	5-4
1980	3-3	4-3	7-6	1994	1-5	2-1	3-6	<b>Totals</b>	<b>144-121</b>	<b>125-127</b>	<b>269-248</b>
1981	2-5	4-2	6-7	1995	3-3	2-4	5-7				

### Series Facts

**Longest A's Winning Streak:** 11, June 20-September 7, 1970  
**Longest White Sox Winning Streak:** 9, August 1, 1996-August 5, 1997  
**Last A's Series Sweep at Oakland (3 games):** August 14-16, 2007  
**Last A's Series Sweep at Chicago (4 games):** August 5-8, 1999  
**Last A's Series Sweep at Chicago (3 games):** July 8-10, 2005  
**Last A's Series Sweep at Chicago (4 games):** May 22-24, 1970  
**Last White Sox Series Sweep at Oakland (3 games):** May 16-18, 1997  
**Last White Sox Series Sweep at Oakland (4 games):** September 24-27, 1987

**Last White Sox Series Sweep at Chicago (3 games):** May 22-24, 2006  
**Last White Sox Series Sweep at Chicago (4 games):** May 8-11, 1997  
**Most Runs in a Game by Oakland:** 16 runs, two times. Last: April 27, 2002 (16-1)  
**Most Runs in a Game by Chicago:** 17 runs, two times. Last: September 23, 1992 (17-6)  
**Widest Margin of Victory by Oakland:** 15 runs, April 27, 2002 (16-1)  
**Widest Margin of Victory by Chicago:** 16 runs, October 3, 1987 (17-1)

### Series Breakdown

	W	L	PCT.
Philadelphia A's vs. Chicago White Sox (1901-54)	585	589	.498
Kansas City A's vs. Chicago White Sox (1955-67)	92	166	.357
Oakland A's vs. Chicago White Sox (1968-2007)	269	248	.520
<b>Totals</b>	<b>946</b>	<b>1003</b>	<b>.485</b>

FRONT OFFICE

2008 ATHLETICS

REVIEW

RECORDS

HISTORY

OPPONENTS

PLAYER DEVELOPMENT

MISCELLANEOUS

# Cleveland Indians



**Eric Wedge**

*Record in Cleveland*  
415-395 (5 seasons)  
*Career Record*  
415-395 (5 seasons)

**All-Time Record**

*All-Time Series Record*  
868-998  
*At McAfee Coliseum*  
123-92  
*At Progressive Field*  
25-44

**2008 Schedule**

Dates	Site
April 4-6	OAK
April 11-13	CLE
May 13-15	CLE

*American League Central*  
Progressive Field  
2401 Ontario Street  
Cleveland, OH 44115



**Switchboard:** (216) 420-4200  
**Media Relations:** (216) 420-4350

**Press Box:** (216) 420-4654  
**Media Relations FAX:** (216) 420-4396

**Owner, Chief Executive Officer** ..... Lawrence J. Dolan  
**President** ..... Paul J. Dolan  
**Executive Vice President, General Manager** ..... Mark Shapiro  
**Director, Media Relations** ..... Bart Swain (216) 420-4386  
**Manager, Media Relations** ..... Jeff Sibel (216) 420-4391  
**Director, Team Travel** ..... Mike Seghi (216) 420-4303  
**Stadium** ..... Progressive Field  
**Capacity / Opened** ..... 43,405 / 1994  
**Indians Hotel in Bay Area** ..... Westin St. Francis (San Francisco) (415) 397-7000  
**A's Hotel in Cleveland** ..... Ritz Carlton (216) 623-1300

**2007 Series Recap**

Date	H-A	W-L	Score	Winner	Loser	Date	H-A	W-L	Score	Winner	Loser
5/11	H	W	8-2	J. Blanton	C. Sabathia	6/28	A	L	3-4	P. Byrd	R. Flores
5/12	H	L	3-6	F. Carmona	D. Braden	9/21	A	L	3-4	F. Carmona	J. Blanton
5/13	H	W	10-7	J. Witasick	J. Borowski	9/22	A	W	9-3	D. Harmon	P. Byrd
6/25	A	L	2-5	C. SABATHIA	C. Gaudin	9/23	A	L	2-6	J. Westbrook	D. Braden
6/26	A	L	5-8	R. Betancourt	A. Embree	<b>Totals</b>			<b>4-6 58-52</b>		
6/27	A	W	13-7	L. DiNardo	F. Carmona						

**Year-By-Year Series Results**

Year	Home	Road	Totals	Year	Home	Road	Totals	Year	Home	Road	Totals
1968	7-2	5-4	12-6	1982	3-3	5-1	8-4	1996	4-2	2-4	6-6
1969	3-3	4-2	7-5	1983	1-5	4-2	5-7	1997	2-3	2-4	4-7
1970	3-3	2-4	5-7	1984	2-4	3-3	5-7	1998	4-1	4-2	8-3
1971	4-2	4-2	8-4	1985	5-1	4-2	9-3	1999	1-5	1-5	2-10
1972	6-0	4-2	10-2	1986	2-4	0-6	2-10	2000	3-3	3-3	6-6
1973	5-1	4-2	9-3	1987	4-2	4-2	8-4	2001	1-3	2-1	3-4
1974	4-2	3-3	7-5	1988	5-1	3-3	8-4	2002	1-2	4-0	5-2
1975	5-1	5-1	10-2	1989	4-2	6-0	10-2	2003	5-1	1-2	6-3
1976	4-2	4-2	8-4	1990	5-1	3-3	8-4	2004	2-1	1-5	3-6
1977	1-4	2-3	3-7	1991	3-3	4-2	7-5	2005	2-1	1-5	3-6
1978	3-2	3-3	6-4	1992	3-3	3-3	6-6	2006	4-2	2-1	6-3
1979	3-3	1-5	4-8	1993	2-4	2-4	4-8	2007	2-1	2-5	4-6
1980	4-2	2-4	6-6	1994	0-3	0-3	0-6	<b>Totals</b>	<b>123-92</b>	<b>110-113</b>	<b>233-205</b>
1981	1-1	1-2	2-3	1995	0-3	0-4	0-7				

**Series Facts**

**Longest A's Winning Streak:** 10, July 31, 1971-August 18, 1972  
**Longest Indians Winning Streak:** 13, May 27, 1994-July 23, 1995  
**Last A's Series Sweep at Oakland (3 games):** April 25-27, 2003  
**Last A's Series Sweep at Oakland (4 games):** None  
**Last A's Series Sweep at Cleveland (3 games):** September 18-20, 1989  
**Last A's Series Sweep at Cleveland (4 games):** August 19-22, 2002  
**Last Indians Series Sweep at Oakland (3 games):** April 10-12, 2000

**Last Indians Series Sweep at Oakland (4 games):** April 26-29, 1999  
**Last Indians Series Sweep at Cleveland (3 games):** May 27-29, 2005  
**Last Indians Series Sweep at Cleveland (4 games):** July 14-16, 1995  
**Most Runs in a Game by Oakland:** 17 runs, August 2, 2001 (17-4)  
**Most Runs in a Game by Cleveland:** 20 runs, May 4, 1991 (20-6)  
**Widest Margin of Victory by Oakland:** 13 runs, August 2, 2001 (17-4)  
**Widest Margin of Victory by Cleveland:** 14 runs, May 4, 1991 (20-6)

**Series Breakdown**

	W	L	PCT.
Philadelphia A's vs. Cleveland Indians (1901-54)	529	642	.452
Kansas City A's vs. Cleveland Indians (1955-67)	106	151	.412
Oakland A's vs. Cleveland Indians (1968-2007)	233	205	.532
<b>Totals</b>	<b>868</b>	<b>998</b>	<b>.465</b>

# Detroit Tigers



## Jim Leyland

*Record in Detroit*  
183-141 (2 seasons)  
*Career Record*  
1252-1272 (16 seasons)

## All-Time Series

*All-Time Series Record*  
886-965

*At McAfee Coliseum*  
121-93

*At Comerica Park*  
19-11

## 2008 Schedule

Dates	Site
June 2-4	OAK
August 8-10	DET
September 8-10	DET

*American League Central*  
Comerica Park  
2100 Woodward Avenue  
Detroit, MI 48201

**Switchboard:** (313) 471-2000  
**Media Relations:** (313) 471-2114

**Press Box:** (313) 471-2103  
**Media Relations FAX:** (313) 471-2138

**Owner, Director** ..... Michael Iltich  
**President, Chief Executive Officer, General Manager** ..... David Dombrowski  
**Vice President, Communications** ..... Rob Matwick (313) 471-2024  
**Manager, Baseball Media Relations** ..... Brian Britten (313) 471-2276  
**Assistant Manager, Baseball Media Relations** ..... Rick Thompson (313) 471-2114  
**Traveling Secretary** ..... Bill Brown (313) 471-2092  
**Stadium** ..... Comerica Park  
**Capacity / Opened** ..... 41,000 / 2000  
**Tigers Hotel in Bay Area** ..... Parc 55 (San Francisco) (415) 392-8000  
**A's Hotel in Detroit (8/7-8/10)** ..... The Athenum (313) 962-2323  
**A's Hotel in Detroit (9/7-9/10)** ..... The Townsend Hotel (248) 642-7900

## 2007 Series Recap

Date	H-A	W-L	Score	Winner	Loser	Date	H-A	W-L	Score	Winner	Loser
7/30	H	L	2-5	J. Tata	J. Blanton	8/13	A	W	7-2	C. Gaudin	C. Durbin
7/31	H	W	7-3	D. Haren	J. Verlander	8/31	H	W	5-4(10)	H. Street	J. Zumaya
8/1	H	W	3-2	A. Brown	N. Robertson	9/1	H	L	1-6	J. Verlander	D. Haren
8/10	A	W	16-10	R. Lugo	M. McBride	9/2	H	W	8-7(10)	H. Street	Y. Bazardo
8/11	A	L	2-5	J. Verlander	D. Haren	<b>Totals</b>	<b>6-4</b>	<b>57-55</b>			
8/12	A	L	6-11	N. Robertson	D. Braden						

## Year-By-Year Series Results

Year	Home	Road	Totals	Year	Home	Road	Totals	Year	Home	Road	Totals
1968	3-6	2-7	5-13	1983	4-2	2-4	6-6	1998	3-3	1-4	4-7
1969	3-3	2-4	5-7	1984	3-3	0-6	3-9	1999	2-2	4-2	6-4
1970	3-3	3-3	6-6	1985	2-4	2-4	4-8	2000	3-3	1-3	4-6
1971	4-2	4-2	8-4	1986	4-2	2-4	6-6	2001	2-1	4-0	6-1
1972	4-2	4-2	8-4	1987	4-2	3-3	7-5	2002	3-1	3-0	6-1
1973	4-2	1-5	5-7	1988	4-2	4-2	8-4	2003	2-1	4-2	6-3
1974	3-3	4-2	7-5	1989	4-2	4-2	8-4	2004	3-3	2-1	5-4
1975	2-4	4-2	6-6	1990	4-2	2-4	6-6	2005	3-0	2-1	5-1
1976	4-2	2-4	6-6	1991	4-2	4-2	8-4	2006	3-3	1-2	4-5
1977	3-2	2-3	5-5	1992	4-2	2-4	6-6	2007	4-2	2-2	6-4
1978	2-3	2-3	4-6	1993	3-3	1-5	4-8	<b>Totals</b>	<b>123-95*</b>	<b>95-117</b>	<b>218-212</b>
1979	2-4	3-3	5-7	1994	3-0	1-5	4-5				
1980	4-2	2-4	6-6	1995	2-0	1-2	3-2				
1981	2-1	0-0	2-1	1996	3-3*	5-1	8-4				
1982	2-4	1-5	3-9	1997	2-4	2-3	4-7				

\*includes 2-2 in Las Vegas

## Series Facts

**Longest A's Winning Streak:** 7, September 6, 1986-May 9, 1987  
**Longest Tigers Winning Streak:** 7, September 14, 1997-August 14, 1998  
**Last A's Series Sweep at Oakland (3 games):** July 29-31, 2005  
**Last A's Series Sweep at Oakland (4 games):** None  
**Last A's Series Sweep at Detroit (3 games):** August 23-25, 2002  
**Last A's Series Sweep at Detroit (4 games):** August 3-6, 2001  
**Last Tigers Series Sweep at Oakland (3 games):** None  
**Last Tigers Series Sweep at Oakland (4 games):** None

**Last Tigers Series Sweep at Detroit (3 games):** May 10-12, 1994  
**Last Tigers Series Sweep at Detroit (4 games):** None  
**Most Runs in a Game by Oakland:** 16 runs, two times. Last: August 10, 2007 (16-10)  
**Most Runs in a Game by Detroit:** 20 runs, April 13, 1993 (20-4)  
**Widest Margin of Victory by Oakland:** 12 runs, two times. Last: June 19, 1999 (13-1)  
**Widest Margin of Victory by Detroit:** 16 runs, April 13, 1993 (20-4)

## Series Breakdown

	W	L	PCT.
Philadelphia A's vs. Detroit Tigers (1901-54)	562	601	.483
Kansas City A's vs. Detroit Tigers (1955-67)	106	152	.411
Oakland A's vs. Detroit Tigers (1968-2007)	218	212	.507
<b>Totals</b>	<b>886</b>	<b>965</b>	<b>.479</b>

# Kansas City Royals



**Trey Hillman**

*Record in Kansas City*  
 First Season  
*Career Record*  
 First Season

**All-Time Series**

*All-Time Series Record*  
 276-228  
*At McAfee Coliseum*  
 151-100  
*At Kauffman Stadium*  
 105-112

**2008 Schedule**

Dates	Site
April 18-20	OAK
July 28-30	OAK
September 2-4	KC

*American League Central*  
 Kauffman Stadium  
 1 Royal Way  
 Kansas City, MO 64129



**Switchboard:** (816) 921-8000      **Press Box:** (816) 504-4391  
**Media Relations:** (816) 504-4368      **Media Relations FAX:** (816) 921-5775

**Owner, Chief Executive Officer** ..... David Glass  
**President** ..... Dan Glass  
**Senior Vice President, General Manager** ..... Dayton Moore  
**Vice President, Communications and Broadcasting** ..... Mike Swanson (816) 504-4713  
**Director, Media Relations** ..... David Holtzman (816) 504-4368  
**Senior Director, Team Travel and Clubhouse Operations** ..... Jeff Davenport (816) 504-4755  
**Stadium** ..... Kauffman Stadium  
**Capacity / Opened** ..... 38,030 / 1973  
**Royals Hotel in Bay Area** ..... Parc 55 (San Francisco) (415) 392-8000  
**A's Hotel in Kansas City** ..... Inter-Continental Hotel (816) 756-1500

**2007 Series Recap**

Date	H-A	W-L	Score	Winner	Losers	Date	H-A	W-L	Score	Winner	Losers
5/8	A	W	6-1	C. Gaudin	J. De La Rosa	5/17	H	L	4-7	S. Elarton	D. Braden
5/9	A	L	2-3	J. Gobble	J. Duchschere	8/17	H	L	2-9	B. BANNISTER	D. Meyer
5/10	A	W	17-3	J. Kennedy	L. Hudson	8/18	H	L	3-7	O. Perez	C. Gaudin
5/14	H	L	1-2	J. Gobble	J. Duchschere	8/19	H	W	6-1	L. DiNardo	K. Davies
5/15	H	W	5-4 (11)	L. DiNardo	J. Soria	<b>Totals</b>		<b>4-6</b>	<b>49-41</b>		
5/16	H	L	3-4	J. Gobble	K. Calero						

**Year-By-Year Series Results**

Year	Home	Road	Totals	Year	Home	Road	Totals	Year	Home	Road	Totals
1969	4-5	6-3	10-8	1983	4-3	2-4	6-7	1997	3-2	5-1	8-3
1970	7-2	4-5	11-7	1984	4-2	4-3	8-5	1998	3-3	1-4	4-7
1971	7-2	6-3	13-5	1985	3-4	2-4	5-8	1999	5-1	1-5	6-6
1972	7-2	4-5	11-7	1986	2-4	3-4	5-8	2000	3-3	5-1	8-4
1973	6-3	4-5	10-8	1987	3-4	5-1	8-5	2001	2-1	4-2	6-3
1974	7-2	3-6	10-8	1988	2-4	3-4	5-8	2002	5-1	3-0	8-1
1975	8-1	3-6	11-7	1989	4-3	2-4	6-7	2003	2-1	5-1	7-2
1976	5-4	4-5	9-9	1990	5-1	4-3	9-4	2004	4-2	3-0	7-2
1977	5-3	1-6	6-9	1991	4-3	3-3	7-6	2005	1-2	3-0	4-2
1978	3-4	2-6	5-10	1992	5-1	4-3	9-4	2006	1-2	4-2	5-4
1979	3-4	1-5	4-9	1993	5-2	2-4	7-6	2007	2-5	2-1	4-6
1980	4-2	3-4	7-6	1994	1-2	2-5	3-7	<b>Totals</b>	<b>151-100</b>	<b>125-128</b>	<b>276-228</b>
1981	1-2	2-1	3-3	1995	3-4	5-1	8-5				
1982	3-3	3-4	6-7	1996	5-1	2-4	7-5				

**Series Facts**

**Longest A's Winning Streak:** 10, May 31, 2003-May 23, 2004  
**Longest Royals Winning Streak:** 8, September 4, 1978-June 18, 1979  
**Last A's Series Sweep at Oakland (3 games):** May 21-23, 2004  
**Last A's Series Sweep at Oakland (4 games):** September 26-28, 1977  
**Last A's Series Sweep at Kansas City (3 games):** August 5-7, 2005  
**Last A's Series Sweep at Kansas City (4 games):** None  
**Last Royals Series Sweep at Oakland (3 games):** June 14-16, 1988  
**Last Royals Series Sweep at Oakland (4 games):** None  
**Last Royals Series Sweep at Kansas City (3 games):** May 18-20, 1999  
**Last Royals Series Sweep at Kansas City (4 games):** August 1-4, 1994  
**Most Runs in a Game by Oakland:** 21 runs, June 18, 2000 (21-3)  
**Most Runs in a Game by Kansas City:** 16 runs, seven times. Last: September 14, 1998 (16-6)  
**Widest Margin of Victory by Oakland:** 18 runs, June 18, 2000 (21-3)  
**Widest Margin of Victory by Kansas City:** 16 runs, June 25, 1984 (16-0)

**Series Breakdown**

	W	L	PCT.
Oakland A's vs. Kansas City Royals (1969-2007)	276	228	.548
<b>Total</b>	<b>276</b>	<b>228</b>	<b>.548</b>

# Los Angeles Angels of Anaheim



## Mike Scioscia

Record in Los Angeles  
702-593 (8 seasons)  
Career Record  
702-593 (8 seasons)

### All-Time Series

All-Time Series Record  
390-340  
At McAfee Coliseum  
179-123  
At Angel Stadium of Anaheim (since 1968)  
162-140

### 2008 Schedule

Dates	Site
April 28-May 1	LAA
June 6-8	OAK
June 30-July 2	LAA
July 11-13	OAK
August 25-27	LAA
September 16-18	OAK

American League West  
Angel Stadium of Anaheim  
2000 Gene Autry Way  
Anaheim, CA 92806



Switchboard: (714) 940-2000  
Media Relations: (714) 940-2014

Press Box: (714) 940-2705  
Media Relations FAX: (714) 940-2205

**Owner** ..... Arturo Moreno  
**President** ..... Dennis Kuhl  
**Vice President, General Manager** ..... Bill Stoneman  
**Vice President, Communications** ..... Tim Mead (714) 940-2003  
**Manager, Communications/Media Relations** ..... Larry Babcock (714) 940-2015  
**Director, Communications** ..... Nancy Mazmanian (714) 940-2013  
**Manager, Communications** ..... Eric Kay (714) 940-2173  
**Traveling Secretary** ..... Tom Taylor (714) 940-2016  
**Stadium** ..... Angel Stadium of Anaheim  
**Capacity / Opened** ..... 45,257 / 1966  
**Angels Hotel in Bay Area** ..... Parc 55 (San Francisco) (415) 392-8000  
**A's Hotel in Anaheim** ..... Doubletree (714) 634-4500

### 2007 Series Recap

Date	H-A	W-L	Score	Winner	Loser	Date	H-A	W-L	Score	Winner	Loser
4/5	A	W	4-3	J. Duchschere	F. Rodriguez	8/3	H	W	8-4	S. Casilla	S. Shields
4/6	A	L	2-5	D. Moseley	J. Kennedy	8/4	H	W	2-1	J. Blanton	K. Escobar
4/7	A	L	1-2	J. Lackey	D. Haren	8/5	H	L	3-4	J. Lackey	K. Calero
4/8	A	W	2-1	J. Blanton	K. Escobar	9/3	A	L	5-9	E. Santana	C. Gaudin
4/17	H	W	4-1	C. Gaudin	J. Weaver	9/4	A	L	3-4	J. Weaver	L. DiNardo
4/18	H	W	3-0	D. Haren	J. Lackey	9/5	A	W	6-2	J. Blanton	J. Saunders
7/23	A	W	12-6	J. Kennedy	B. Colon	9/28	H	L	0-2	J. Lackey	D. Haren
7/24	A	W	4-3	L. DiNardo	K. Escobar	9/29	H	L	2-3	K. Escobar	L. DiNardo
7/25	A	L	6-7	F. Rodriguez	J. Kennedy	9/30	H	W	3-2	H. Street	C. Bootcheck
8/2	H	L	4-6	J. Saunders	C. Gaudin	<b>Totals</b>			<b>10-9 74-65</b>		

### Year-By-Year Series Results

Year	Home	Road	Totals	Year	Home	Road	Totals	Year	Home	Road	Totals
1968	7-2	6-3	13-5	1982	3-4	1-5	4-9	1996	3-4	4-2	7-6
1969	7-2	5-4	12-6	1983	4-2	4-3	8-5	1997	0-6	1-5	1-11
1970	5-4	5-4	10-8	1984	2-5	4-2	6-7	1998	4-2	3-3	7-5
1971	4-5	7-2	11-7	1985	4-2	3-4	7-6	1999	3-3	1-5	4-8
1972	5-4	5-4	10-8	1986	2-5	1-5	3-10	2000	5-2	3-3	8-5
1973	5-4	7-2	12-6	1987	2-4	5-2	7-6	2001	7-3	7-3	14-6
1974	7-2	5-4	12-6	1988	6-1	3-3	9-4	2002	7-3	4-6	11-9
1975	6-3	5-4	11-7	1989	4-2	4-3	8-5	2003	7-3	5-5	12-8
1976	6-3	6-3	12-6	1990	4-3	5-1	9-4	2004	4-5	5-5	9-10
1977	6-1	4-4	10-5	1991	6-0	6-1	12-1	2005	5-5	4-5	9-10
1978	3-5	3-4	6-9	1992	5-2	3-3	8-5	2006	3-7	5-4	8-11
1979	1-5	2-5	3-10	1993	4-2	3-4	7-6	2007	5-4	5-5	10-9
1980	6-1	4-2	10-3	1994	3-0	3-3	6-3	<b>Totals</b>	<b>179-123</b>	<b>162-140</b>	<b>341-263</b>
1981	4-2	4-0	8-2	1995	5-1	2-5	7-6				

### Series Facts

**Longest A's Winning Streak:** 10, two times. Last: April 26, 1991-April 20, 1992  
**Longest Angels Winning Streak:** 12, September 18, 1996-September 17, 1997  
**Last A's Series Sweep at Oakland (3 games):** June 29-July 1, 2004  
**Last A's Series Sweep at Oakland (4 games):** April 18-20, 1980  
**Last A's Series Sweep at Los Angeles (3 games):** July 3-5, 1998  
**Last A's Series Sweep at Los Angeles (4 games):** October 4-7, 2001  
**Last Angels Series Sweep at Oakland (3 games):** April 23-25, 2004

**Last Angels Series Sweep at Oakland (4 games):** July 10-13, 1997  
**Last Angels Series Sweep at Los Angeles (3 games):** April 11-13, 2003  
**Last Angels Series Sweep at Los Angeles (4 games):** June 19-22, 1997  
**Most Runs in a Game by Oakland:** 18 runs, June 27, 1996 (18-2)  
**Most Runs in a Game by Los Angeles:** 17 runs, July 4, 1979 (17-6)  
**Widest Margin of Victory by Oakland:** 16 runs, June 27, 1996 (18-2)  
**Widest Margin of Victory by Los Angeles:** 12 runs, two times. Last: July 28, 1982 (13-1)

### Series Breakdown

	W	L	PCT.
Kansas City A's vs. Los Angeles/California Angels (1961-67)	49	77	.389
Oakland A's vs. California/Anaheim Angels/Los Angeles Angels of Anaheim (1968-2007)	341	263	.565
<b>Totals</b>	<b>390</b>	<b>340</b>	<b>.534</b>

FRONT OFFICE

2008 ATHLETICS

REVIEW

RECORDS

HISTORY

OPPONENTS

PLAYER DEVELOPMENT

MISCELLANEOUS



# Minnesota Twins



## Ron Gardenhire

*Record in Minneapolis*  
534-437 (6 seasons)  
*Career Record*  
534-437 (6 seasons)

## All-Time Series

*All-Time Series Record*  
959-971  
*At McAfee Coliseum*  
141-114  
*At The Metrodome*  
68-83

## 2008 Schedule

Dates	Site
April 22-24	OAK
August 18-20	MIN
August 28-31	OAK

*American League Central*  
Hubert H. Humphrey Metrodome  
34 Kirby Puckett Place  
Minneapolis, MN 55415



**Switchboard:** (612) 375-1366  
**Media Relations:** (612) 375-7471

**Press Box:** (612) 375-7526  
**Media Relations FAX:** (612) 375-7473

**Owner** ..... Carl R. Pohlad  
**President, Twin Sports Inc.** ..... Jerry Bell  
**President, Minnesota Twins** ..... Dave St. Peter  
**Senior Vice President, General Manager** ..... Bill Smith  
**Director, Baseball Communications** ..... Mike Herman (612) 375-7404  
**Manager, Baseball Communications** ..... Dustin Morse (612) 375-7470  
**Coordinator, Baseball Communications** ..... Mitch Hestad (612) 375-7505  
**Director, Team Travel** ..... Remzi Kiratli (612) 375-7472  
**Stadium** ..... Hubert H. Humphrey Metrodome  
**Capacity / Opened** ..... 46,632 / 1982  
**Twins Hotel in Bay Area** ..... Parc 55 (San Francisco) (415) 392-8000  
**A's Hotel in Minneapolis** ..... Hilton (612) 376-1000

## 2007 Series Recap

Date	H-A	W-L	Score	Winner	Losers	Date	H-A	W-L	Score	Winner	Losers
6/1	H	L	2-3 (10)	P. Neshek	K. Calero	7/13	A	L	3-5	J. Santana	L. DiNardo
6/2	H	W	1-0	J. BLANTON	C. SILVA	7/14	A	L	3-4	C. Silva	J. Blanton
6/3	H	W	4-2	C. Gaudin	J. Santana	7/15	A	L	3-4	P. Neshek	J. Kennedy
7/12	A	L	2-6	S. Baker	C. Gaudin	<b>Totals</b>	<b>2-5</b>	<b>18-24</b>			

## Year-By-Year Series Results

Year	Home	Road	Totals	Year	Home	Road	Totals	Year	Home	Road	Totals
1968	6-3	4-5	10-8	1982	5-2	5-1	10-3	1996	4-2	3-4	7-6
1969	3-6	2-7	5-13	1983	4-2	5-2	9-4	1997	2-4	2-3	4-7
1970	2-7	3-6	5-13	1984	4-3	1-5	5-8	1998	3-3	4-1	7-4
1971	5-4	5-4	10-8	1985	3-1	2-7	5-8	1999	4-2	1-5	5-7
1972	6-2	3-6	9-8	1986	4-3	3-3	7-6	2000	2-4	5-1	7-5
1973	2-7	2-7	4-14	1987	3-3	0-7	3-10	2001	1-2	3-3	4-5
1974	7-2	6-3	13-5	1988	4-3	4-2	8-5	2002	4-2	2-1	6-3
1975	6-3	6-3	12-6	1989	4-2	3-4	7-6	2003	1-2	0-6	1-8
1976	6-3	1-8	7-11	1990	5-2	2-4	7-6	2004	2-1	3-1	5-2
1977	4-3	2-5	6-8	1991	3-3	2-5	5-8	2005	3-3	3-1	6-4
1978	3-5	3-4	6-9	1992	4-3	4-2	8-5	2006	3-1	1-5	4-6
1979	2-4	2-5	4-9	1993	1-5	4-3	5-8	2007	2-1	0-4	2-5
1980	5-2	2-4	7-6	1994	2-2	3-0	5-2	<b>Totals</b>	<b>141-114</b>	<b>114-152</b>	<b>255-266</b>
1981	3-0	5-2	8-2	1995	4-2	3-3	7-5				

## Series Facts


**Longest A's Winning Streak:** 9, August 13, 1980-April 22, 1981  
**Longest Twins Winning Streak:** 8, two times. Last: May 21-July 20, 2003  
**Last A's Series Sweep at Oakland (3 games):** August 30-September 1, 2002  
**Last A's Series Sweep at Oakland (4 games):** None  
**Last A's Series Sweep at Minnesota (3 games):** April 28-30, 2000  
**Last A's Series Sweep at Minnesota (4 games):** April 9-12, 1981  
**Last Twins Series Sweep at Oakland (3 games):** July 18-20, 1997  
**Last Twins Series Sweep at Oakland (4 games):** August 13-15, 1993  
**Last Twins Series Sweep at Minnesota (3 games):** April 11-13, 2006

**Last Twins Series Sweep at Minnesota (4 games):** July 12-15, 2007  
**Last Twins Series Sweep at Minnesota (5 games):** July 30-August 2, 1976  
**Most Runs in a Game by Oakland:** 15 runs, three times. Last: May 10, 1996 (15-5)  
**Most Runs in a Game by Minnesota:** 20 runs, April 27, 1980 (20-11)  
**Widest Margin of Victory by Oakland:** 14 runs, April 9, 1994 (14-0)  
**Widest Margin of Victory by Minnesota:** 12 runs, twice. Last: September 7, 1969 (16-4)

## Series Breakdown

	W	L	PCT.
Philadelphia A's vs. Washington Senators (1901-54)	579	572	.503
Kansas City A's vs. Washington Senators (1955-60)	68	64	.515
Kansas City A's vs. Minnesota Twins (1961-67)	57	69	.452
Oakland A's vs. Minnesota Twins (1968-2007)	255	266	.489
<b>Totals</b>	<b>959</b>	<b>971</b>	<b>.497</b>

# New York Yankees



## Joe Girardi

Record in New York  
First Season  
Career Record  
78-84 (1 season)

## All-Time Series

All-Time Series Record  
755-1100  
At McAfee Coliseum  
117-106  
At Yankee Stadium  
92-121

## 2008 Schedule

Dates	Site
June 10-12	OAK
July 18-20	NY

American League East  
Yankee Stadium  
Bronx, NY 10451



Switchboard: (718) 293-4300  
Media Relations: (718) 579-4460

Press Box: (718) 579-4381  
Media Relations FAX: (718) 293-8414

Principal Owner ..... George M. Steinbrenner  
President ..... Randy Levine  
Senior Vice President, General Manager ..... Brian Cashman  
Director, Media Relations and Publicity ..... Jason Zillo (718) 579-4515  
Manager, Media Relations and Publicity ..... Jason Latimer (718) 579-4519  
Traveling Secretary ..... Ben Tuliebitz (718) 579-4447  
Stadium ..... Yankee Stadium  
Capacity / Opened ..... 56,936 / 1923  
Yankees Hotel in Bay Area ..... Contact Club  
A's Hotel in New York ..... Le Parker Meridien (212) 245-5000

## 2007 Series Recap

Date	H-A	W-L	Score	Winner	Loser	Date	H-A	W-L	Score	Winner	Loser
4/13	H	W	5-4 (11)	H. Street	B. Bruney	6/30	A	W	7-0	C. Gaudin	K. Igawa
4/14	H	L	3-4 (13)	B. Bruney	L. DiNardo	7/1	A	W	11-5	D. Haren	A. Pettitte
4/15	H	W	5-4	J. Marshall	M. Rivera	<b>Totals</b>	<b>4-2</b>	<b>32-19</b>			
6/29	A	L	1-2	M. Mussina	J. Kennedy						

## Year-By-Year Series Results

Year	Home	Road	Totals	Year	Home	Road	Totals	Year	Home	Road	Totals
1968	2-7	6-3	8-10	1982	3-3	2-4	5-7	1996	1-5	2-4	3-9
1969	5-1	1-5	6-6	1983	2-4	2-4	4-8	1997	3-2	2-4	5-6
1970	4-2	2-4	6-6	1984	3-3	1-5	4-8	1998	2-4	1-4	3-8
1971	2-4	5-1	7-5	1985	4-2	1-5	5-7	1999	2-4	2-2	4-6
1972	4-2	5-1	9-3	1986	4-2	3-3	7-5	2000	1-2	2-4	3-6
1973	5-1	3-3	8-4	1987	4-2	3-3	7-5	2001	6-0	0-3	6-3
1974	3-3	2-4	5-7	1988	4-2	2-4	6-6	2002	1-2	3-3	4-5
1975	3-3	3-3	6-6	1989	4-2	5-1	9-3	2003	4-2	2-1	6-3
1976	2-4	4-2	6-6	1990	6-0	6-0	12-0	2004	1-2	1-5	2-7
1977	1-4	1-5	2-9	1991	3-3	3-3	6-6	2005	1-5	1-2	2-7
1978	2-3	0-5	2-8	1992	4-2	2-4	6-6	2006	2-1	4-2	6-3
1979	1-5	2-4	3-9	1993	4-2	2-4	6-6	2007	2-1	2-1	4-2
1980	3-3	1-5	4-8	1994	2-4	3-3	5-7	<b>Totals</b>	<b>117-106</b>	<b>97-128</b>	<b>214-234</b>
1981	2-2	1-2	3-4	1995	5-1	4-3	9-4				

## Series Facts

Longest A's Winning Streak: 16, September 9, 1989-May 1, 1991  
Longest Yankees Winning Streak: 8, two times. Last: July 16, 1993-April 30, 1994

Last A's Series Sweep at Oakland (3 games): August 10-12, 2001

Last A's Series Sweep at Oakland (4 games): None

Last A's Series Sweep at New York (3 games): June 9-11, 2006

Last A's Series Sweep at New York (4 games): July 14-16, 1972

Last Yankees Series Sweep at Oakland (3 games): May 13-15, 2005

Last Yankees Series Sweep at Oakland (4 games): None

Last Yankees Series Sweep at New York (3 games): April 27-29, 2004

Last Yankees Series Sweep at New York (4 games): September 5-8, 1985

Most Runs in a Game by Oakland: 19 runs, August 29, 1989 (19-5)

Most Runs in a Game by New York: 18 runs, August 26, 1997 (18-2)


Widest Margin of Victory by Oakland: 14 runs, August 29, 1989 (19-5)

Widest Margin of Victory by New York: 16 runs, August 26, 1997 (18-2)

## Series Breakdown

	W	L	PCT.
Philadelphia A's vs. Baltimore Orioles (1901-02)	21	18	.538
Philadelphia A's vs. New York Yankees (1903-54)	445	665	.401
Kansas City A's vs. New York Yankees (1955-67)	75	183	.291
Oakland A's vs. New York Yankees (1968-2007)	214	234	.478
<b>Totals</b>	<b>755</b>	<b>1100</b>	<b>.407</b>

# Seattle Mariners



**John McLaren**

*Record in Seattle*  
43-41 (1 season)  
*Career Record*  
43-41 (1 season)

**All-Time Series**

*All-Time Series Record*  
255-178  
*At McAfee Coliseum*  
141-77  
*At Safeco Field*  
38-37

**2008 Schedule**

Date	Site
April 16-17	OAK
April 25-27	SEA
July 7-10	OAK
August 21-24	SEA
September 19-21	OAK
September 26-28	SEA

*American League West*  
Safeco Field  
1250 First Avenue South  
Seattle, WA 98134



**Switchboard:** (206) 346-4000  
**Media Relations:** (206) 346-4000

**Press Box:** (206) 346-4639, 4622  
**Media Relations FAX:** (206) 346-4400

**Chairman, Chief Executive Officer** ..... Howard Lincoln  
**President, Chief Operating Officer** ..... Chuck Armstrong  
**Executive Vice President, General Manager** ..... Bill Bavasi  
**Director, Baseball Information** ..... Tim Hevly (206) 346-4402  
**Manager, Baseball Information** ..... Jeff Evans (206) 346-4403  
**Assistant, Baseball Information** ..... Kelly Munro (206) 346-4401  
**Traveling Secretary** ..... Ron Spelley (206) 346-4304  
**Stadium** ..... Safeco Field  
**Capacity / Opened** ..... 47,447 / 1999  
**Mariners Hotel in Bay Area** ..... Westin St. Francis (415) 397-7000  
**A's Hotel in Seattle** ..... Fairmont Olympic (206) 621-1700

**2007 Series Recap**

Date	H-A	W-L	Score	Winner	Loser	Date	H-A	W-L	Score	Winner	Loser
4/2	A	L	0-4	F. Hernandez	D. Haren	7/27	A	L	1-7	F. Hernandez	D. Braden
4/3	A	L	4-8	J. Mateo	K. Calero	7/28	A	L	3-4	H. Ramirez	C. GAUDIN
4/4	A	W	9-0	R. Harden	M. Batista	7/29	A	L	10-14	S. Green	H. Street
4/25	H	L	0-2	J. WASHBURN	J. BLANTON	9/10	A	W	9-3	J. Blanton	H. Ramirez
4/26	H	L	2-4	M. Batista	K. Calero	9/11	A	W	7-4	R. Lugo	J. Washburn
7/5	H	W	3-2	C. Gaudin	M. Batista	9/12	A	L	5-6	J. Putz	A. Brown
7/6	H	L	1-7	E. O'Flaherty	D. Haren	9/17	H	L	0-4	M. Batista	D. Haren
7/7	H	L	0-4	F. Hernandez	R. Harden	9/18	H	L	7-8	J. Weaver	C. Gaudin
7/8	H	L	3-7	S. Green	J. Blanton	9/19	H	L	5-9	F. Hernandez	D. Meyer
7/26	A	W	6-2	D. Haren	J. Weaver	<b>Totals</b>		<b>5-14</b>	<b>75-99</b>		

**Year-By-Year Series Results**

Year	Home	Road	Totals	Year	Home	Road	Totals	Year	Home	Road	Totals
1977	3-4	4-4	7-8	1988	5-2	4-2	9-4	1999	4-2	2-4	6-6
1978	7-1	6-1	13-2	1989	5-1	4-3	9-4	2000	4-2	5-2	9-4
1979	5-1	3-4	8-5	1990	4-3	5-1	9-4	2001	5-5	4-5	9-10
1980	4-3	4-2	8-5	1991	6-0	0-7	6-7	2002	4-5	4-6	8-11
1981	3-1	3-0	6-1	1992	7-0	5-1	12-1	2003	5-5	2-7	7-12
1982	4-3	2-4	6-7	1993	3-3	6-1	9-4	2004	7-3	4-5	11-8
1983	4-2	5-2	9-4	1994	2-2	2-1	4-3	2005	6-3	6-3	12-6
1984	6-1	2-4	8-5	1995	5-2	2-4	7-6	2006	9-0	8-2	17-2
1985	5-1	3-4	8-5	1996	5-2	3-3	8-5	2007	1-8	4-6	5-14
1986	5-2	5-1	10-3	1997	2-4	3-3	5-7	<b>Totals</b>	<b>141-77</b>	<b>114-101</b>	<b>255-178</b>
1987	3-3	2-5	5-8	1998	3-3	2-4	5-7				

**Series Facts**

**Longest A's Winning Streak:** 15, April 7-August 16, 2006  
**Longest Mariners Winning Streak:** 5, June 21-September 22, 1998  
**Last A's Series Sweep at Oakland (3 games):** August 14-16, 2006  
**Last A's Series Sweep at Oakland (4 games):** September 10-13, 1992  
**Last A's Series Sweep at Seattle (3 games):** August 4-6, 2006  
**Last A's Series Sweep at Seattle (4 games):** None  
**Last Mariners Series Sweep at Oakland (3 games):** September 17-19, 2007  
**Last Mariners Series Sweep at Oakland (4 games):** None

**Last Mariners Series Sweep at Seattle (3 games):** September 26-28, 2003  
**Last Mariners Series Sweep at Seattle (4 games):** August 12-15, 1991  
**Most Runs in a Game by Oakland:** 16 runs, April 17, 1981 (16-1)  
**Most Runs in a Game by Seattle:** 15 runs, three times. Last: August 6, 1995 (15-8)  
**Widest Margin of Victory by Oakland:** 15 runs, April 17, 1981 (16-1)  
**Widest Margin of Victory by Seattle:** 13 runs, July 2, 2003 (13-0)

**Series Breakdown**

	W	L	PCT.
Oakland A's vs. Seattle Mariners (1977-2007)	255	178	.589
<b>Totals</b>	<b>255</b>	<b>178</b>	<b>.589</b>

# Tampa Bay Rays



## Joe Maddon

*Record in Tampa Bay*  
127-197 (2 seasons)  
*Career Record*  
160-223 (2 seasons + interim)

### All-Time Series

*All-Time Series Record*  
63-31  
*At McAfee Coliseum*  
35-10  
*At Tropicana Field*  
28-21

### 2008 Schedule

Dates	Site
May 19-21	OAK
July 21-23	TB
August 12-14	OAK

*American League East*  
Tropicana Field  
One Tropicana Drive  
St. Petersburg, FL 33705



**Switchboard:** (727) 825-3137  
**Media Relations:** (727) 825-3242

**Press Box:** (727) 825-3129  
**Media Relations FAX:** (727) 825-3111

**Principal Owner** ..... Stuart L. Sternberg  
**President** ..... Matt Silverman  
**Executive Vice President, Baseball Operations** ..... Andrew Friedman  
**Senior Vice President, Baseball Operations** ..... Gerry Hunsicker  
**Vice President, Communications** ..... Rick Vaughn (727) 825-3242  
**Director, Communications** ..... Chris Costello (727) 825-3160  
**Manager, Communications** ..... Carmen Molina (727) 825-3149  
**Traveling Secretary** ..... Jeff Ziegler (727) 825-3221  
**Stadium** ..... Tropicana Field  
**Capacity / Opened** ..... 41,315 / 1998  
**Rays Hotel in Bay Area** ..... Parc 55 (San Francisco) (415) 392-8000  
**A's Hotel in St. Petersburg** ..... Renaissance Vinoy Resort (727) 894-1000

### 2007 Series Recap

Date	H-A	W-L	Score	Winner	Loser	Date	H-A	W-L	Score	Winner	Loser
4/27	H	L	1-4	J. Shields	C. Gaudin	8/23	A	W	12-2	C. Gaudin	J. Hammel
4/28	H	W	12-5	D. Haren	C. Fossum	8/24	A	L	2-12	J. Shields	L. DiNardo
4/29	H	L	3-5	S. Kazmir	D. Braden	8/25	A	L	3-14	S. Kazmir	J. Blanton
5/4	A	W	5-2	J. Duchschere	G. Glover	8/26	A	L	4-7	A. Sonnanstine	D. Haren
5/5	A	L	2-3 (12)	R. Lugo	J. Marshall	<b>Totals</b>	<b>4-6</b>	<b>49-57</b>			
5/6	A	W	5-3	J. Blanton	E. Jackson						

### Year-By-Year Series Results

Year	Home	Road	Totals	Year	Home	Road	Totals	Year	Home	Road	Totals
1998	3-2	2-4	5-6	2002	3-0	5-1	8-1	2006	4-2	2-1	6-3
1999	5-1	4-0	9-1	2003	5-1	1-2	6-3	2007	1-2	3-4	4-6
2000	3-1	4-1	7-2	2004	3-0	4-2	7-2	<b>Totals</b>	<b>35-10</b>	<b>28-21</b>	<b>63-31</b>
2001	5-1	2-1	7-2	2005	3-0	1-5	4-5				

### Series Facts


**Longest A's Winning Streak:** 7, two times. Last: September 2, 2001-May 26, 2002  
**Longest Rays Winning Streak:** 6, May 26-September 4, 1998  
**Last A's Series Sweep at Oakland (3 games):** August 11-13, 2006  
**Last A's Series Sweep at Oakland (4 games):** None  
**Last A's Series Sweep at Tampa Bay (3 games):** None  
**Last A's Series Sweep at Tampa Bay (4 games):** September 10-13, 1999  
**Last Rays Series Sweep at Oakland (3 games):** None  
**Last Rays Series Sweep at Oakland (4 games):** None

**Last Rays Series Sweep at Tampa Bay (3 games):** May 24-26, 2005  
**Last Rays Series Sweep at Tampa Bay (4 games):** July 24-27, 1998  
**Most Runs in a Game by Oakland:** 17 runs, September 15, 2000 (17-3)  
**Most Runs in a Game by Tampa Bay:** 14 runs, two times. Last: August 25, 2007 (14-3)  
**Widest Margin of Victory by Oakland:** 13 runs, May 30, 2001 (15-2)  
**Widest Margin of Victory by Tampa Bay:** 11 runs, August 25, 2007 (14-3)

### Series Breakdown

	W	L	PCT.
Oakland A's vs. Tampa Bay Rays (1998-2007)	63	31	.670
<b>Totals</b>	<b>63</b>	<b>31</b>	<b>.670</b>

# Texas Rangers



**Ron Washington**

Record in Texas  
75-87 (1 season)  
Career Record  
75-87 (1 season)

**All-Time Series**

All-Time Series Record  
356-346  
At McAfee Coliseum  
137-123  
At Rangers Ballpark in  
Arlington  
55-53

**2008 Schedule**

Dates	Site
May 2-4	OAK
May 9-11	TEX
May 30-June1	TEX
July 25-27	OAK
September 11-14	OAK
September 22-24	TEX

American League West  
Rangers Ballpark in Arlington  
1000 Ballpark Way  
Arlington, TX 76011



Switchboard: (817) 273-5222  
Media Relations: (817) 273-5203

Press Box: (817) 273-5017  
Media Relations FAX: (817) 273-5110

Chairman of the Board, Owner ..... Thomas O. Hicks  
President ..... TBD  
General Manager ..... Jon Daniels  
Senior Director, Baseball Media Relations ..... Rich Rice (817) 273-5241  
Manager, Communications ..... Abby Teaff (817) 436-5902  
Assistant, Baseball Media Relations ..... Court Berry-Tripp (817) 273-5241  
Director, Team Travel ..... Chris Lyngos (817) 273-5299  
Stadium ..... Rangers Ballpark in Arlington  
Capacity / Opened ..... 48,911 / 1994  
Rangers Hotel in Bay Area ..... Westin St. Francis (San Francisco) (415) 397-7000  
A's Hotel in Arlington ..... Four Seasons Resort (972) 717-0700

**2007 Series Recap**

Date	H-A	W-L	Score	Winner	Loser	Date	H-A	W-L	Score	Winner	Loser
4/20	A	W	16-4	J. Blanton	B. McCarthy	8/7	A	L	6-8	K. Gabbard	C. Gaudin
4/21	A	L	0-7	K. Loe	J. Kennedy	8/8	A	W	6-3	L. DiNardo	A. Murray
4/22	A	L	3-4	W. Eyre	J. Duchscherer	9/7	A	L	3-5	E. Volquez	D. Haren
5/28	H	W	5-3	C. Gaudin	R. Tejada	9/8	A	L	3-7	A. Murray	C. Gaudin
5/29	H	L	0-4	M. Wood	L. DiNardo	9/9	A	L	9-12	B. White	L. DiNardo
5/30	H	W	6-1	D. Haren	J. Koronka	9/13	H	W	6-5	C. Gaudin	K. Millwood
7/16	H	L	1-4	J. Wright	D. Braden	9/14	H	W	11-9	A. Brown	J. Rheinecker
7/17	H	L	4-11	W. Eyre	C. Gaudin	9/15	H	W	7-3	J. Blanton	B. McCarthy
7/18	H	W	6-0	L. DiNardo	K. Millwood	9/16	H	L	9-11	J. Rheinecker	A. Brown
8/6	A	W	9-7 (13)	A. Brown	W. Eyre	<b>Totals</b>			<b>9-10 110-108</b>		

**Year-By-Year Series Results**

Year	Home	Road	Totals	Year	Home	Road	Totals	Year	Home	Road	Totals
1972	4-2	7-2	11-4	1985	3-4	3-3	6-7	1998	2-4	4-2	6-6
1973	7-2	4-5	11-7	1986	2-4	1-6	3-10	1999	4-2	1-5	5-7
1974	3-6	5-4	8-10	1987	3-4	3-3	6-7	2000	4-2	1-5	5-7
1975	6-3	6-3	12-6	1988	4-2	4-3	8-5	2001	4-5	5-5	9-10
1976	4-5	3-6	7-11	1989	4-3	4-2	8-5	2002	8-2	5-4	13-6
1977	2-6	0-7	2-13	1990	3-3	5-2	8-5	2003	8-1	7-3	15-4
1978	4-2	2-7	6-9	1991	2-5	2-4	4-9	2004	6-4	5-5	11-9
1979	1-6	1-5	2-11	1992	4-2	5-2	9-4	2005	4-6	7-2	11-8
1980	3-3	4-3	7-6	1993	4-3	1-5	5-8	2006	4-5	5-5	9-10
1981	2-1	2-1	4-2	1994	3-3	4-0	7-3	2007	6-4	3-6	9-10
1982	3-3	2-5	5-8	1995	3-4	2-4	5-8	<b>Totals</b>	<b>137-123</b>	<b>122-141</b>	<b>259-264</b>
1983	2-5	0-6	2-11	1996	3-3	4-3	7-6				
1984	5-1	3-4	8-5	1997	3-3	2-4	5-7				

**Series Facts**


Longest A's Winning Streak: 9, two times. Last: June 26, 2003-April 6, 2004  
 Longest Rangers Winning Streak: 13, July 6, 1977-May 18, 1978  
 Last A's Series Sweep at Oakland (3 games): September 22-24, 2003  
 Last A's Series Sweep at Oakland (4 games): None  
 Last A's Series Sweep at Texas (3 games): September 12-14, 2003  
 Last A's Series Sweep at Texas (4 games): July 21-24, 2005  
 Last Rangers Series Sweep at Oakland (3 games): May 2-4, 2005

Last Rangers Series Sweep at Oakland (4 games): September 23-25, 1997  
 Last Rangers Series Sweep at Texas (3 games): September 7-9, 2007  
 Last Rangers Series Sweep at Texas (4 games): June 19-22, 1986  
 Most Runs in a Game by Oakland: 23 runs, September 30, 2000 (23-2)  
 Most Runs in a Game by Texas: 17 runs, May 5, 2000 (17-16)  
 Widest Margin of Victory by Oakland: 21 runs, September 30, 2000 (23-2)  
 Widest Margin of Victory by Texas: 14 runs, August 9, 2006 (14-0)

**Series Breakdown**

	W	L	PCT.
Kansas City A's vs. Washington Senators (1961-67)	63	62	.504
Oakland A's vs. Washington Senators (1968-71)	34	20	.630
Oakland A's vs. Texas Rangers (1972-2007)	259	264	.495
<b>Totals</b>	<b>356</b>	<b>346</b>	<b>.507</b>

# Toronto Blue Jays



American League East  
Rogers Centre  
1 Blue Jays Way, Suite 3200  
Toronto, Ontario M5V 1J1

**Switchboard:** (416) 341-1000  
**Communications:** (416) 341-1303

**Press Box:** (416) 341-1178  
**Communications FAX:** (416) 341-1250

**President, Chief Executive Officer:** Paul V. Godfrey  
**Senior Vice President, Baseball Operations, General Manager:** J.P. Ricciardi  
**Vice President, Communications:** Jay Stenhouse (416) 341-1248  
**Manager, Baseball Information:** Mal Romanin (416) 341-1250  
**Coordinator, Baseball Information:** Erik Grosman (416) 341-1252  
**Manager, Team Travel:** Mike Shaw (416) 341-1251  
**Stadium:** Rogers Centre  
**Capacity / Opened:** 48,900 / 1989  
**Blue Jays Hotel in Bay Area:** Westin St. Francis (San Francisco) (415) 397-7000  
**A's Hotel in Toronto (4/7-4/10):** Toronto Hilton (416) 869-3456  
**A's Hotel in Toronto (8/3-8/7):** Four Seasons Hotel (416) 964-0411

## 2007 Series Recap

Date	H-A	W-L	Score	Winner	Loser	Date	H-A	W-L	Score	Winner	Loser
7/2	H	L	7-11	J. Towers	L. DiNardo	8/22	A	W	4-1	E. Loaiza	A. Burnett
7/3	H	W	3-1	J. BLANTON	J. Litsch	8/27	H	L	2-6 (12)	J. Accardo	A. Embree
7/4	H	L	3-10	D. McGowan	J. Kennedy	8/28	H	L	4-5	B. Wolfe	A. Brown
8/20	A	W	6-4	J. Blanton	S. Marcum	8/29	H	W	5-4 (11)	R. Lugo	J. Frasor
8/21	A	W	6-4	D. Haren	B. Tallet	<b>Totals</b>	<b>5-4</b>	<b>40-46</b>			

## John Gibbons

*Record in Toronto*  
273-266  
(4 seasons + interim)  
*Career Record*  
273-266  
(4 seasons + interim)

## All-Time Series

*All-Time Series Record*  
183-151  
At McAfee Coliseum  
89-79  
At Rogers Centre  
53-38

## 2008 Schedule

Dates	Site
April 8-10	TOR
May 27-29	OAK
August 4-7	TOR

## Year-By-Year Series Results

Year	Home	Road	Totals	Year	Home	Road	Totals	Year	Home	Road	Totals
1977	2-3	5-0	7-3	1988	3-3	6-0	9-3	1999	2-2	6-0	8-2
1978	5-0	2-4	7-4	1989	4-2	3-3	7-5	2000	4-2	3-1	7-3
1979	2-4	2-4	4-8	1990	2-4	5-1	7-5	2001	2-1	4-2	6-3
1980	4-2	4-2	8-4	1991	3-3	3-3	6-6	2002	3-3	0-3	3-6
1981	6-0	4-2	10-2	1992	3-3	3-3	6-6	2003	2-1	3-1	5-2
1982	0-6	3-3	3-9	1993	1-5	4-2	5-7	2004	4-2	2-1	6-3
1983	4-2	2-4	6-6	1994	2-1	3-0	5-1	2005	4-3	1-2	5-5
1984	2-4	2-4	4-8	1995	2-3	1-4	3-7	2006	3-1	3-3	6-4
1985	2-4	3-3	5-7	1996	1-5*	3-3	4-8	2007	2-4	3-0	5-4
1986	5-1	3-3	8-4	1997	4-1	2-4	6-5	<b>Totals</b>	<b>89-81*</b>	<b>94-70</b>	<b>183-151</b>
1987	3-3	4-2	7-5	1998	3-3	2-3	5-6	*includes 0-2 in Las Vegas			

## Series Facts

**Longest A's Winning Streak:** 9, July 22, 1980-May 24, 1981  
**Longest Blue Jays Winning Streak:** 8, June 18-September 15, 1982  
**Last A's Series Sweep at Oakland (3 games):** July 31-August 2, 2000  
**Last A's Series Sweep at Oakland (4 games):** May 22-24, 1981  
**Last A's Series Sweep at Toronto (3 games):** August 20-22, 2007  
**Last A's Series Sweep at Toronto (4 games):** None  
**Last Blue Jays Series Sweep at Oakland (3 games):** August 30-September 1, 1993

**Last Blue Jays Series Sweep at Oakland (4 games):** None  
**Last Blue Jays Series Sweep at Toronto (3 games):** May 17-19, 2002  
**Last Blue Jays Series Sweep at Toronto (4 games):** None  
**Most Runs in a Game by Oakland:** 17 runs, twice. Last: August 24, 2003 (17-2)  
**Most Runs in a Game by Toronto:** 18 runs, July 29, 1995 (18-11)  
**Widest Margin of Victory by Oakland:** 15 runs, August 24, 2003 (17-2)  
**Widest Margin of Victory by Toronto:** 12 runs, April 26, 1995 (13-1)

## Series Breakdown

	W	L	PCT.
Oakland A's vs. Toronto Blue Jays (1977-2007)	183	151	.548
<b>Totals</b>	<b>183</b>	<b>151</b>	<b>.548</b>

# Arizona Diamondbacks



**Bob Melvin**

*Record in Arizona*  
243-243 (3 seasons)  
*Career Record*  
399-411 (5 seasons)

**All-Time Series**

*All-Time Series Record*  
9-6  
*At McAfee Coliseum*  
4-5  
*At Chase Field*  
5-1

**2008 Schedule**

**Dates** June 17-19  
**Site** ARI

*National League West*  
Chase Field  
401 East Jefferson Street  
Phoenix, AZ 85004

**Switchboard:** (602) 462-6500  
**Media Relations:** (602) 462-6519

**Press Box:** (602) 462-4565  
**Media Relations FAX:** (602) 462-6117



**Managing General Partner** ..... Ken Kendrick  
**President** ..... Derrick M. Hall  
**Senior Vice President/General Manager** ..... Josh Byrnes  
**Director, Player and Media Relations** ..... Mike McNally (602) 462-6531  
**Coordinator, Player and Media Relations** ..... Lynita Johnson (602) 462-6532  
**Assistant, Player and Media Relations** ..... Bryan Pelekoudas (602) 462-6533  
**Director, Team Travel** ..... Roger Riley (602) 462-6512  
**Stadium** ..... Chase Field  
**Capacity / Opened** ..... 49,033 / 1998  
**A's Hotel in Phoenix** ..... Ritz Carlton Hotel (602) 468-0700

**Year-By-Year Series Results**

Year	Home	Road	Totals
1998	2-1	0-0	2-1
1999	0-0	2-1	2-1
2000	2-1	0-0	2-1
2001	0-0	3-0	3-0
2006	0-3	0-0	0-3
<b>Totals</b>	<b>4-5</b>	<b>5-1</b>	<b>9-6</b>


**Series Facts**

**Longest A's Winning Streak:** 3 games, July 6-8, 2001  
**Longest Diamondbacks Winning Streak:** 3 games, June 30, 2006-current  
**Last A's Series Sweep at Arizona:** July 6-8, 2001  
**Last Diamondbacks Series Sweep at Oakland:** June 30-July 2, 2006  
**Widest Margin of Victory by Oakland:** 5 runs, June 6, 1998 (10-5)  
**Widest Margin of Victory by Arizona:** 8 runs, June 7, 1998 (12-4)  
**Most Runs in a Game by Oakland:** 10 runs, June 6, 1998 (10-5)  
**Most Runs in a Game by Arizona:** 12 runs, June 7, 1998 (12-4)

**Series Breakdown**

	W	L	PCT.
Oakland A's vs. Arizona Diamondbacks (1998-2007)	9	6	.600
<b>Totals</b>	<b>9</b>	<b>6</b>	<b>.600</b>

# Atlanta Braves



**Bobby Cox**

*Record in Atlanta*  
1900-1472-3 (22 seasons)  
*Career Record*  
2255-1764-3 (26 seasons)

**All-Time Series**

*All-Time Series Record*  
3-3  
*At McAfee Coliseum*  
1-2  
*At Turner Field*  
2-1

**2008 Schedule**

**Dates** May 16-18  
**Site** ATL

*National League East*  
Turner Field  
755 Hank Aaron Drive  
Atlanta, GA 30315

**Switchboard:** (404) 522-7630  
**Media Relations:** (404) 614-1556

**Press Box:** (404) 614-1463  
**Media Relations FAX:** (404) 614-1391



**Chairman, President** ..... Terence McGuirk  
**Senior Vice President** ..... Hank Aaron  
**Executive Vice President, General Manager** ..... John Schuerholz  
**Director, Media Relations** ..... Brad Hainje (404) 614-1307  
**Publicist** ..... Adam Liberman (404) 614-1379  
**Director, Team Travel** ..... Bill Acree (404) 614-1417  
**Stadium** ..... Turner Field  
**Capacity / Opened** ..... 49,583 / 1997  
**A's Hotel in Atlanta** ..... Ritz Carlton-Buckhead (404) 237-2700

**Year-By-Year Series Results**

Year	Home	Road	Totals
2003	1-2	0-0	1-2
2005	0-0	2-1	2-1
<b>Totals</b>	<b>1-2</b>	<b>2-1</b>	<b>3-3</b>

**Series Facts**

**Longest A's Winning Streak:** 1 game, three times. Last: June 12, 2005-current  
**Longest Braves Winning Streak:** 2 games, June 11-12, 2003  
**Widest Margin of Victory by Oakland:** 6 runs, June 12, 2005 (11-5)  
**Widest Margin of Victory by Atlanta:** 5 runs, June 11, 2003 (11-6)  
**Most Runs in a Game by Oakland:** 11 runs, June 12, 2005 (11-6)  
**Most Runs in a Game by Atlanta:** 11 runs, June 11, 2003 (11-6)

**Series Breakdown**

	W	L	PCT.
Oakland A's vs. Atlanta Braves (2003-07)	3	3	.500
<b>Totals</b>	<b>3</b>	<b>3</b>	<b>.500</b>

# Florida Marlins



## Fredi Gonzalez

*Record in Florida*  
71-91 (1 season)  
*Career Record*  
71-91 (1 season)

## All-Time Series

*All-Time Series Record*  
1-2  
*At McAfee Coliseum*  
0-0  
*At Dolphin Stadium*  
1-2

## 2008 Schedule

**Dates** **Site**  
June 20-22 OAK

*National League Central*  
Dolphin Stadium  
2267 Dan Marino Boulevard  
Miami, FL 33056

**Switchboard:** (305) 626-7400  
**Media Relations:** (305) 626-7492

**Press Box:** (305) 626-7416  
**Media Relations FAX:** (305) 626-7302



**Owner, Chief Executive Operator** ..... Jeffrey H. Loria  
**President** ..... David P. Samson  
**Executive Vice President, General Manager** ..... Larry Beinfest  
**Director, Media Relations** ..... Matt Roebuck (305) 626-7476  
**Manager, Media Relations** ..... Mike Gazda (305) 626-7474  
**Traveling Secretary** ..... Bill Beck (305) 626-7415  
**Stadium** ..... Dolphin Stadium  
**Capacity / Opened** ..... 38,560 / 1987  
**Marlins Hotel in Bay Area** ..... Parc 55 (San Francisco) (415) 392-8000

## Year-By-Year Series Results

Year	Home	Road	Totals
2003	0-0	1-2	1-2
<b>Totals</b>	<b>0-0</b>	<b>1-2</b>	<b>1-2</b>

## Series Facts

**Longest A's Winning Streak:** 1 game, June 4, 2003  
**Longest Marlins Winning Streak:** 1 game, two times. Last: June 5, 2003-current  
**Most Runs in a Game by Oakland:** 6 runs, June 4, 2003 (6-5)  
**Most Runs in a Game by Florida:** 13 runs, June 3, 2003 (13-2)  
**Widest Margin of Victory by Oakland:** 1 run, June 4, 2003 (6-5)  
**Widest Margin of Victory by Florida:** 11 runs, June 3, 2003 (13-2)

## Series Breakdown

	W	L	PCT.
Oakland A's vs. Florida Marlins (2003-07)	1	2	.333
<b>Totals</b>	<b>1</b>	<b>2</b>	<b>.333</b>

# Philadelphia Phillies



## Charlie Manuel

*Record in Philadelphia*  
262-224 (3 season)  
*Career Record*  
482-415 (6 seasons)

## All-Time Series

*All-Time Series Record*  
3-3  
*At McAfee Coliseum*  
2-1  
*At Citizens Bank Park*  
0-0

## 2008 Schedule

**Dates** **Site**  
June 24-26 OAK

*National League East*  
Citizens Bank Park  
One Citizens Bank Way  
Philadelphia, PA 19148

**Switchboard:** (215) 463-6000  
**Media Relations:** (215) 463-6000

**Press Box:** (215) 218-5264  
**Media Relations FAX:** (215) 389-3050



**General Partner, President, Chief Executive Officer** ..... David Montgomery  
**Senior Vice President, General Manager** ..... Pat Gillick  
**Vice President, Public Relations** ..... Larry Shenk (215) 218-5366  
**Director, Media Relations** ..... Greg Casterioto (215) 218-5297  
**Coordinator, Media Relations** ..... Mary Ann Gettis (215) 218-5367  
**Assistant, Media Relations** ..... Kevin Gregg (215) 218-5127  
**Director, Team Travel** ..... Frank Coppenbarger (215) 218-8393  
**Stadium** ..... Citizens Bank Park  
**Capacity / Opened** ..... 43,647 / 2004  
**Phillies Hotel in Bay Area** ..... Westin St. Francis (San Francisco) (415) 397-7000

## Year-By-Year Series Results

Year	Home	Road	Totals
2003	0-0	1-2	1-2
2005	2-1	0-0	2-1
<b>Totals</b>	<b>2-1</b>	<b>1-2</b>	<b>3-3</b>

## Series Facts

**Longest A's Winning Streak:** 2 games, June 18, 2005-current  
**Longest Phillies Winning Streak:** 3 games, June 8, 2003-June 17, 2005  
**Widest Margin of Victory by Oakland:** 3 runs, two times. Last: June 19, 2005 (5-2)  
**Widest Margin of Victory by Philadelphia:** 6 runs, June 8, 2003 (7-1)  
**Most Runs in a Game by Oakland:** 7 runs, June 6, 2003 (7-4)  
**Most Runs in a Game by Philadelphia:** 8 runs, June 8, 2003 (8-3)

## Series Breakdown

	W	L	PCT.
Oakland A's vs. Philadelphia Phillies (2003-07)	3	3	.500
<b>Totals</b>	<b>3</b>	<b>3</b>	<b>.500</b>

FRONT OFFICE

2008 ATHLETICS

REVIEW

RECORDS

HISTORY


OPPONENTS

PLAYER DEVELOPMENT

MISCELLANEOUS



# San Francisco Giants



**Bruce Bochy**

*Record in San Francisco*  
71-91 (1 season)  
*Career Record*  
1022-1066 (13 seasons)

**All-Time Series**

*All-Time Series Record*  
34-28  
*At McAfee Coliseum*  
18-13  
*At AT&T Park*  
12-12

**2008 Schedule**

Dates	Site
June 13-15	SF
June 27-29	OAK

*National League West*  
AT&T Park  
24 Willie Mays Plaza  
San Francisco, CA 94107



**Switchboard:** (415) 972-2000  
**Media Relations:** (415) 972-2448

**Press Box:** (415) 972-2450/2451  
**Media Relations FAX:** (415) 947-2800

**President** ..... Peter A. Magowan  
**Executive Vice President, Chief Operating Officer** ..... Laurence M. Baer  
**Senior Vice President, General Manager** ..... Brian R. Sabean  
**Director, Media Services and Broadcasting** ..... Maria Jacinto (415) 742-2447  
**Director, Media Relations** ..... Blake Rhodes (415) 972-2443  
**Assistant Director, Media Relations** ..... Jim Moorehead (415) 972-2449  
**Manager, Media Relations** ..... Matt Hodson (415) 972-2441  
**Coordinator of Major League Travel** ..... Michael King (415) 972-1652  
**Stadium** ..... AT&T Park  
**Capacity / Opened** ..... 41,777 / 2000

**2007 Series Recap**

Date	H-A	W-L	Score	Winner	Loser	Date	H-A	W-L	Score	Winner	Loser
5/18	H	W	15-3	C. Gaudin	B. Zito	6/9	A	W	6-0	D. Haren	B. Zito
5/19	H	W	4-2	D. Haren	M. Cain	6/10	A	W	2-0	S. Casilla	M. Cain
5/20	H	L	1-4	M. MORRIS	J. Kennedy	<b>Totals</b>	<b>5-1</b>	<b>33-12</b>			
6/8	A	W	5-3 (10)	K. Calero	B. Hennessey						

**Year-By-Year Series Results**

Year	Home	Road	Totals
1997	1-1	1-1	2-2
1998	0-2	2-0	2-2
1999	2-1	1-2	3-3
2000	2-1	1-2	3-3
2001	2-1	0-3	2-4
2002	2-1	2-1	4-2
2003	2-1	1-2	3-3
2004	1-2	2-1	3-3
2005	3-0	1-2	4-2
2006	1-2	2-1	3-3
2007	2-1	3-0	5-1
<b>Totals</b>	<b>18-13</b>	<b>16-15</b>	<b>34-28</b>

**Series Facts**

**Longest A's Winning Streak:** 4, June 24, 2005-May 19, 2006  
**Longest Giants Winning Streak:** 3, two times. Last: June 15-17, 2001  
**Last A's Sweep in Oakland (3 games):** June 24-26, 2005  
**Last A's Series Sweep at San Francisco (3 games):** June 8-10, 2007  
**Last Giants Series Sweep at San Francisco (3 games):** June 15-17, 2001  
**Most Runs in a Game by Oakland:** 16 runs, June 26, 2005 (16-0)  
**Most Runs in a Game by San Francisco:** 15 runs, June 30, 1997 (16-5)  
**Widest Margin of Victory by Oakland:** 16 runs, June 26, 2005 (16-0)  
**Widest Margin of Victory by San Francisco:** 16 runs, June 4, 2000 (18-2)

**Series Breakdown**

	W	L	PCT.
Oakland A's vs. San Francisco Giants (1997-2007)	34	28	.548
<b>Totals</b>	<b>34</b>	<b>28</b>	<b>.548</b>

**Major League Baseball Directory**

Office of the Commissioner • 245 Park Avenue • New York, NY 10167 • (212) 931-7800

Senior Vice President, Public Relations: Richard Levin (212) 931-7878  
Vice President, Media Relations: Patrick Courtney (212) 931-7878  
Senior Vice President, Club Relations: Phyllis Merhige (212) 931-7616  
Senior Vice President, Club Relations & Scheduling: Katy Feeney (212) 931-7706



FRONT OFFICE  
2008 ATHLETICS  
REVIEW  
RECORDS  
HISTORY  
OPPONENTS  
PLAYER DEVELOPMENT  
MISCELLANEOUS



## NATIONAL BASEBALL HALL OF FAME AND MUSEUM

25 Main Street, Cooperstown, New York 13326  
**Phone:** (607) 547-7200 **Fax:** (607) 547-2044  
**Public Relations:** (607) 547-0215  
**e-mail address:** info@baseballhalloffame.org  
**Web site:** baseballhall.org

**Summer Hours:** Memorial Day Weekend - Labor Day Weekend: 9 a.m. to 9 p.m.

**Off-Season Hours:** 9 a.m. to 5 p.m.

**Holiday Closings:** Thanksgiving Day, Christmas Day, and New Year's Day.

**DIRECTORY:** Jane Forbes Clark (Chairman), Joe Morgan (Vice Chairman), Dale Petroskey (President), Bill Haase (Senior Vice President), Sean Gahagan (Vice President, Marketing), Greg Harris (Vice President, Development), Jeff Idelson (Vice President, Communications & Education), Ted Spencer (Vice President, Chief Curator), Jim Gates (Librarian), Tim Wiles (Research Director) **COMMUNICATIONS CONTACTS:** Brad Horn (Communications Director), Adam Jordan (Publications & PR Manager), Jackie Brown (Communications Associate)

### HALL OF FAME WEEKEND 2008: July 25-28

#### Induction Ceremony:

Sunday, July 27, 1:30 p.m. EDT,  
 Clark Sports Center

### HALL OF FAME GAME

Doubleday Field; date, teams and time TBA

For more information,  
 visit [baseballhall.org](http://baseballhall.org)

### ATHLETICS IN THE HALL OF FAME

A total of 35 players, managers and executives in the Hall of Fame spent some or part of their professional careers with the Philadelphia/Kansas City/Oakland Athletics. Twelve of those 35 spent the majority of their careers in an Athletics uniform including Frank Baker (1908-1914), Chief Bender (1903-1914), Mickey Cochrane (1925-1933), Rollie Fingers (1968-1976), Jimmie Foxx (1925-1935), Lefty Grove (1925-1933), Catfish Hunter (1965-1974), Reggie Jackson (1967-1975, 1987), Connie Mack (1901-1950), Eddie Plank (1901-1914), Al Simmons (1924-1932) and Rube Waddell (1902-1907). For a complete list of Philadelphia/Kansas City/Oakland Athletics in the Hall of Fame, visit the "Hall of Famers" team pages at [www.baseballhall.org](http://www.baseballhall.org).

### NOTABLE ATHLETICS ARTIFACTS IN COOPERSTOWN

- Jersey worn by pitcher Tim Hudson during the 2004 season.
- Lineup card from American League-tying 19th consecutive win, in September 2002.
- Ball hit by Scott Hatteberg for a game-winning home run in Oakland's A.L. record 20th straight win, in Sept. 2002.
- Ball and glove from Randy Velarde's unassisted triple play on May 29, 2000; it was the 10th in history.
- Bat used by Mark McGwire in 1996 when he hit 52 homers for the Athletics.
- Oakland A's cap worn by Dennis Eckersley on May 24, 1995, during his 300th career save.
- Spikes worn by Rickey Henderson while breaking Lou Brock's single-season stolen base record in 1982.
- Ball from Vida Blue's no-hit game on Sept. 21, 1970.
- Ball from Catfish Hunter's perfect game on May 8, 1968.

### A LOOK AHEAD TO 2009

Ballots for the 2009 Hall of Fame/BBWAA election will be distributed in early December with results from the voting scheduled to be announced in January 2009. A partial list of first-year candidates for election include: Rickey Henderson, David Cone, Mark Grace, Matt Williams and Mo Vaughn. Historical voting data from all past BBWAA elections can be accessed exclusively at [www.baseballhall.org](http://www.baseballhall.org), under the "Hall of Famers" section.

### THE INSIDE NEWS FROM COOPERSTOWN

- If you have an interest in receiving *Around The Horn*, the monthly media newsletter of the Hall of Fame, please send an e-mail to [info@baseballhalloffame.org](mailto:info@baseballhalloffame.org). Be sure to include your name, name of organization and e-mail address.
- If you would like to receive interesting stories and timely news items direct from the Hall of Fame and get the inside track on the latest happenings in Cooperstown, sign up for Inside Pitch. There's no cost to receive our weekly electronic newsletter in your e-mail box at home or work and it's easy to enroll: Just log on to [www.baseballhall.org](http://www.baseballhall.org).
- Media members are invited to visit the Digital News Room of the National Baseball Hall of Fame and Museum for up-to-the-minute news from Cooperstown, by visiting [www.baseballhall.org/news/](http://www.baseballhall.org/news/).

### RESEARCH ASSISTANCE

The Hall of Fame is pleased to provide assistance in baseball research and members of the media are encouraged to utilize this valuable baseball resource when ever necessary, by calling the Public Relations department at (607) 547-0215, or the Library Reference desk at (607) 547-0330.

FRONT OFFICE

2008 ATHLETICS

REVIEW

RECORDS

HISTORY

OPPONENTS

PLAYER DEVELOPMENT

MISCELLANEOUS