



DALLAS **BRADEN**  
2010 Perfect Game

BRETT **ANDERSON**  
2.80 ERA

GIO **GONZALEZ**  
15-9, 3.23 ERA

TREVOR **CAHILL**  
2010 All-Star



# 2011 MEDIA GUIDE

*The newest A's slugger, Hideki Matsui (left), is introduced at a press conference by Vice President and General Manager Billy Beane (right).*



**FRONT OFFICE**

# TABLE OF CONTENTS

## FRONT OFFICE

Table of Contents .....	2
Front Office Directory .....	4
Executive Profiles.....	7
Baseball Operations.....	9
Administration .....	16
Sports Medicine Staff.....	18
Clubhouse and Staff.....	20
Medical Consultants.....	21
Additional Clubhouse Staff.....	21

## 2011 ATHLETICS

Manager and Coaches.....	24
The Players.....	31
Non-Roster Players.....	227
Roster.....	280

## REVIEW

Season in Review.....	284
Final Statistics .....	289
Fielding Statistics .....	290
Day-By-Day Results.....	291
Wild Card Day-By-Day.....	295
Miscellaneous Stats .....	295
Club Statistics .....	296
Highs and Lows.....	296
Designated Hitting Statistics.....	298
Pinch Hitting Statistics.....	298
Batting With RISP.....	299
Batting With The Bases Loaded.....	299
Batting and Pitching Breakdown .....	300
Starting Lineups .....	301
Player Transactions.....	301
Final Standings .....	304
AL Team Leaders .....	305
AL Batting Leaders.....	306
AL Pitching Leaders .....	307
Spring Training Statistics and Results.....	308

## RECORDS

Athletics Year-By-Year.....	310
Athletics vs. the American League .....	312
Athletics vs. the National League.....	314
Athletics in Divisional Play.....	314
Oakland A's Month-by-Month .....	315
Athletics Franchise Records.....	316
Oakland Athletics Records .....	321
Franchise Career Batting Leaders .....	328
Oakland Career Batting Leaders.....	329
Franchise Career Pitching Leaders.....	330
Oakland Career Pitching Leaders .....	331
Franchise Season Batting Leaders .....	332
Oakland Season Batting Leaders .....	333
Franchise Season Pitching Leaders.....	334

Oakland Season Pitching Leaders.....	335
Athletics Year-By-Year Batting .....	336
Athletics Year-By-Year Pitching.....	338
Athletics Year-By-Year Fielding .....	340
Athletics Year-By-Year Batting Leaders .....	342
Athletics Year-By-Year Pitching Leaders.....	348
Athletics Home Run History .....	353
Oakland Athletics Steals of Home .....	358
Athletics Low-Hit Games.....	359
Oakland Athletics Streaks .....	360
Career Games Played Leaders.....	361
High Scoring Games in Oakland History.....	362
Longest Games in Oakland History.....	362
Game Times.....	362
Homestands and Road Trips.....	363
Biggest Comebacks and Blown Leads.....	364
Oakland A's at the All-Star Break .....	364
The Last Time It Happened.....	365

## HISTORY

Notable Performances & Award Winners .....	368
Athletics in the Hall of Fame.....	371
Athletics Retired Numbers.....	371
Special Recognition .....	373
Athletics All-Star Game Selections.....	374
Oakland Athletics in Season Openers.....	375
Oakland A's Opening Day Lineups.....	376
The Championship Years .....	378
All-Time Postseason Results .....	382
Most Recent Trades With Each Team.....	385
Athletics All-Time Roster .....	386
Oakland A's Coaches .....	394
Oakland A's & San Francisco Giants.....	394

## OPPONENTS

Baltimore Orioles.....	396
Boston Red Sox .....	397
Chicago White Sox.....	398
Cleveland Indians.....	399
Detroit Tigers.....	400
Kansas City Royals .....	401
Los Angeles Angels of Anaheim.....	402
Minnesota Twins.....	403
New York Yankees .....	404
Seattle Mariners .....	405
Tampa Bay Rays .....	406
Texas Rangers .....	407
Toronto Blue Jays.....	408
Arizona Diamondbacks .....	409
Florida Marlins.....	409
New York Mets .....	410
Philadelphia Phillies .....	410
San Francisco Giants.....	411

**PLAYER DEVELOPMENT**

Athletics Minor League Directory .....	414
Oakland A's Scouting Assignments .....	415
Athletics Minor League Affiliates .....	416
Minor League Field Staff .....	417
Sacramento River Cats .....	418
Midland Rockhounds .....	422
Stockton Ports .....	424
Burlington Bees .....	428
Vermont Lake Monsters .....	430
Arizona A's .....	433
Dominican Republic A's .....	435
Organizational Standings .....	436
Organizational Leaders .....	437
2010 Draft Picks .....	439
Organizational Players .....	440

**MISCELLANEOUS**

Oakland-Alameda County Coliseum .....	476
Coliseum Attendance Records .....	478
Coliseum Rainouts & Shortened Games .....	480
Media Information and Policies .....	481
Athletics On The Air .....	483
A's Television and Radio .....	485
Athletics Broadcast History .....	485
Spring Training Information .....	487
Spring Training Schedule .....	487
Past Spring Training Records .....	488
Oakland A's In The Community .....	489
A's Promotion and Events Schedule .....	492

**INDEX TO SELECTED FILLERS**

20-Game Winners, Oakland A's .....	389	Milestone Hits, Oakland A's .....	354
20-Game Winning Streak, Oakland A's .....	431	Milestone Home Runs, Athletics and Oakland .....	357
100-Win Seasons, Most by Franchise .....	354	Milestones Within Reach .....	276
All-Star Game Selections, Athletics Most .....	263	Monthly Bests, Athletics Franchise .....	434
At a glance, A's 2009 .....	300	Ninth Inning Comebacks .....	358
Birthday Calendar, A's .....	30	Non-Roster Invitees, Recent to play for Oakland .....	252
Built, How the A's were .....	294	Opening Day, Oakland A's Most Consecutive Starts ..	377
Clinching Dates, Oakland A's .....	128	Opening Day, Oakland A's Most Starts .....	377
Clubhouse Personnel, Longest Tenure .....	20	Opening Day, Oakland A's Most Starts by Position ...	377
Coaching Assignments, Oakland A's Recent .....	29	Opening Day, Oakland A's Oldest Starters .....	375
Coliseum Firsts .....	484	Opening Day, Oakland A's Youngest Starters .....	375
Coliseum Quick Facts .....	476	Ownership, Athletics .....	7
Comeback, Athletics Biggest .....	480	Pitchers Career Hitting, Oakland A's .....	232
Consecutive Games Played, Oakland A's .....	361	Player and Pitcher of the Year, A's Organizational .....	427
Consecutive Starts, No CG, Oakland A's .....	169	Player of the Week, A's Recent .....	370
Contract Status, Oakland A's .....	118	Players Who Have Pitched, Oakland A's .....	303
Cycle, Athletics who have hit for the .....	322	Postseason Bests .....	298
Designated Hitter Rule .....	330	Presidents, Oakland A's .....	8
Directory, MLB .....	411	Radio Network, Oakland A's .....	486
Doubleheaders, Oakland A's Day/Night .....	345	Relief Pitcher Effectiveness .....	288
Doubleheaders, Oakland Athletics .....	363	Rookie Rule .....	197
Ejections, Oakland A's Recent .....	271	Runs, 10 or more in an inning .....	313
Elephant, The A's .....	19	Runs, Oakland A's Three Consecutive Games .....	366
First Inning, Biggest in Oakland History .....	393	Save Rule .....	334
First Round Draft Picks, A's .....	438	Scoreless Streaks, Longest by Oakland Pitchers .....	335
Five-hit games, Oakland A's .....	324	Scoreless Streaks, Longest by Oakland Reliever .....	237
Franchise Facts .....	17	Series Won, Oakland A's Consecutive .....	260
General Managers, Oakland A's .....	10	Three Homer Games, Athletics .....	93
Hits in a Game, Oakland A's 20 or More .....	207	Ticket Prices .....	477
Hitting Streaks, Athletics and Oakland .....	352	Traveling Secretaries, Longest With Current Club .....	20
Homerless Streaks, Longest by Oakland Pitchers .....	335	Triple Plays, Athletics .....	327
Jim "Catfish" Hunter Award .....	211	Winning Streaks, Longest by Oakland A's Pitchers ...	135
Lasts by A's Pitchers .....	331	Youngest Named to the All-Star Team, Oakland A's ...	478
Managers, Athletics .....	24		



**OAKLAND ATHLETICS**  
Oakland/Alameda County Coliseum  
7000 Coliseum Way  
Oakland, CA 94621  
510-638-4900  
oaklandathletics.com

**OAKLAND ATHLETICS INVESTMENT GROUP**

**Managing Partner:** Lewis Wolff  
**Venue Development:** Keith Wolf

**PRINCIPAL PARTNERS**

Dave Alden	Jason DiNapoli	John Fisher	Flip Maritz	Ross Walker
Billy Beane	John DiNapoli	Katie Hall	Wayne Rogers	Kari Wolff
Hugh Boss	Mark Dunn	David Horn	Guy Saperstein	
Michael Crowley	Bill Fisher	Ed Kashian	Mark Slavonia	
Sandy Dean	Bob Fisher	Steve Lieberman	Jim Taylor	

---

## FRONT OFFICE DIRECTORY

---

### EXECUTIVES

Owner/Managing Partner	.....	Low Wolff
President	.....	Michael Crowley
Executive Assistant	.....	Carolyn Jones

### Legal

Assistant General Counsel	.....	Neil Kraetsch
---------------------------	-------	---------------

### BASEBALL OPERATIONS

Vice President & General Manager	.....	Billy Beane
Field Manager	.....	Bob Geren
Assistant General Manager	.....	David Forst
Director of Player Personnel	.....	Billy Owens
Special Assistant to General Manager	.....	Grady Fuson
Director of Baseball Operations	.....	Farhan Zaidi
Director of Player Development	.....	Keith Lieppman
Director of Scouting	.....	Eric Kubota
Director of Minor League Operations	.....	Ted Polakowski
Director of Professional Scouting	.....	Chris Pittaro
Director of Baseball Administration	.....	Pamela Pitts
Director of Team Travel	.....	Mickey Morabito
Special Assistant to Baseball Operations	.....	Scott Hatteberg
Coordinator of International Operations/Baseball Operations Analyst	.....	Dan Kantrovitz
Coordinator of Scouting	.....	Sam Geaney
Video Coordinator	.....	Adam Rhoden
Minor League Video Coordinator	.....	Mark Smith
Executive Assistant	.....	Betty Shinoda
Administrative Assistant, Player Development	.....	Valerie Vander Heyden

### Clubhouse

Equipment Manager	.....	Steve Vucinich
Visiting Clubhouse Manager	.....	Mike Thalblum
Assistant Equipment Manager	.....	Brian Davis

Umpire & Clubhouse Assistant	Matt Weiss
Clubhouse Assistant	William Angel, Cliffy Clavin
Arizona Clubhouse Supervisor	Jesse Sotomayor
Arizona Clubhouse Manager	James Gibson
Arizona Assistant Clubhouse Manager	Chad Yaconetti

### **Medical Staff**

Head Trainer	Nick Paparesta
Assistant Trainer	Walt Horn
Assistant Trainer	Brian Schulman
Director of Strength & Conditioning	Bob Alejo
Major League Massage Therapist	Ozzie Lyles
Coordinator of Medical Services	Larry Davis
Team Physician	Dr. Allan Pont
Team Orthopedist	Dr. Jon Dickinson
Associate Team Orthopedist	Dr. Will Workman
Consulting Orthopedist	Dr. Lewis Yocum
Arizona Team Physician	Dr. Fred Dicke
Internal Medicine Consultant	Elliott Schwartz, M.D.

### **SALES AND MARKETING**

Vice President, Sales & Marketing	Jim Leahey
Sales & Marketing Assistant	Breanne Pund

### **Marketing & Advertising**

Marketing & Advertising Manager	Zachary Glare
Creative Services Manager	Mike Ono
Senior Advertising Coordinator	Amy MacEwen

### **Corporate Sales**

Senior Director of Corporate Partnerships	Darrin Gross
Director of Partnership Services	Franklin Lowe
Corporate Account Managers	Matthew Gallagher, Jill Golden, Meredith Hartery

### **Special Events**

Special Events & Promotions Manager	Heather Rajeski
Special Events Coordinator	Caroline Griggs
Special Events Assistants	Sandy Karbel, Tim Sommer
Mascot	Stomper

### **Ticket Sales, Operations & Premium Seating**

Executive Director of Ticket Sales & Operations	Steve Fanelli
Director of Ticket Sales	Brian DiTucci
Sales & Ticket Operations Coordinator	Judy Del Rosario
Premium Seat Sales Manager	Chris Van Dyne
Group Sales Manager	Jessica Scott
Inside Sales & CRM Manager	Aaron Dragomir
Senior Account Manager, Premium Seating	Parker Newton
Senior Account Manager	Phil Chapman
Account Managers	Joseph Fargnoli, Josh Feinberg, Amanda Groppetti, David King Jeff LaBonte, Sean McDonald, David Nosti, Sarah Smith, Phillip Widell
Director of Ticket Operations	Josh Ziegenbusch
Digital Ticketing Operations Manager	Travis LoDolce
Ticket Operations Manager	David Adame
Ticket Services Manager	Catherine Glazier
Box Office Supervisor	Anthony Blue
Ticket Operations Coordinator	Anuj Patel
Database Administrator	Faizan Subhani
Ticket Services Representatives	John Austin, Andrew Bleaken, Lauren Bleeker

### **Premium Seating Services**

Director of Premium Seating	Susie Weiss
Premium Seating Services Manager	Moti Bycel
Premium Seating Services Assistant	Jason Hicks

**Front Office Directory, continued**

**STADIUM OPERATIONS**

Vice President, Stadium Operations	David Rinetti
Director of Stadium Operations	Paul La Veau
Stadium Services Manager	Randy Duran
Stadium Operations Events Manager	Kristy Ledbetter
Guest Services Manager	Whitney Tool
Stadium Operations Coordinator	Meghan Mahrholz
Stadium Operations Scheduler	Gabrielle Weems
Stadium Operations Assistant	Adam Clark
Head Groundskeeper	Clay Wood
Arizona Groundskeeper	Chad Huss

**COMMUNICATIONS AND BROADCASTING**

Vice President, Communications and Broadcasting	Ken Pries
-------------------------------------------------	-----------

**Public Relations**

Director of Public Relations	Bob Rose
Baseball Information Manager	Mike Selleck
Player and Media Relations Manager	Kristy Fick
Media Services Manager	Debbie Gallas
Media Relations and Broadcast Coordinator	Adam Loberstein
Team Photographer	Michael Zagaris

**Community Relations**

Director of Community Relations	Detra Paige
Community Relations Coordinator	Erik Farrell

**Stadium Entertainment**

Senior Director of In-Stadium Entertainment	Troy Smith
Senior Director of Multimedia Services	David Don
In-Stadium Entertainment Manager	Jeff Gass
Multimedia Services Manager	Jon Martin
Public Address Announcer	Roy Steele, Dick Callahan

**Broadcasting**

Team Announcers	Ray Fosse, Ken Korach, Glen Kuiper, Vince Cotroneo
Broadcasting Services Manager	Warren Chu

**FINANCE AND ADMINISTRATION**

Vice President, Finance	Paul Wong
-------------------------	-----------

**Finance and Accounting**

Director of Finance	Kasey Jarcik
Payroll Manager	Kathy Leveige
Senior Accountant, Accounts Payable	Isabelle Mahaffey
Accounting Analyst	Ling Ding
Accounts Receivable Specialist	John Anki
Ticket Office Accountant	Scott Zumsteg
Staff Accountant	Lance Louie

**Human Resources**

Director of Human Resources	Kim Kubo
Human Resources Assistant	Michaele Smith

**Information Systems**

Director of Information Technology	Nathan Hayes
Systems Administrator	David Frieberg

**Office Services**

Office Services Coordinator	Julie Vasconcellos
Executive Offices Receptionist	Maggie Baptist

# EXECUTIVE PROFILES

## LEWIS WOLFF

### Owner and Managing Partner

Lew Wolff, one of the nation's leading real estate developers and hotel magnates, enters his seventh season as Owner and Managing Partner of the Oakland Athletics.

Heading a limited partnership group that purchased the A's on April 1, 2005, Wolff wasted little time in emblazoning his stamp on one of baseball's most successful and storied franchises. The very next season, the A's made their fifth postseason appearance in seven years in 2006, advancing to the American League Championship Series for the first time since 1992.

Since then, Wolff has worked tirelessly in exploring possible locations to build a much-needed new ballpark venue, as well as supporting GM Billy Beane's efforts in building a strong foundation for future championship teams through player development and acquisitions. According to many baseball experts, the young and talented A's are now on the threshold of another winning era in Oakland.

Wolff's impact on the Bay Area sports landscape is not limited to baseball. In May of 2006, he reached an agreement with Major League Soccer in an attempt to bring professional soccer back to the Bay Area. The expansion San Jose Earthquakes returned to action in 2008, playing their home games at Santa Clara University's Buck Shaw Stadium. Wolff and the Earthquakes ownership group continue to work on securing a soccer-only facility for the team in the South Bay.

Under Wolff's ownership, the A's continue to be one of the most community-minded organizations in all of sports. Last year alone, the A's Community Fund donated approximately \$600,000 to various community programs. In 2006, the Wolff family, led by his daughter, Kari Wolff, implemented "Dinner on the Diamond," which has raised nearly \$500,000 for the A's Community Fund since its inception. Lew is also an active participant in the A's Home Run Readers program.

The *San Jose Mercury-News* ranked Wolff first in its annual listing of the Bay Area's 25 Most Powerful Sports Figures in both 2006 and 2007.

In September 2008, the Silicon Valley Leadership Group also presented Wolff with its prestigious "Community Cornerstone Award." The award is given to "a Silicon Valley leader who has displayed a lifetime of impeccable ethics, business achievement and community engagement."


Along the way, the personable Wolff has made a favorable impression among those who follow the team on a regular basis with his easy-going, straight-forward manner and quick-witted humor.

Wolff is the founder of Wolff Urban Development and co-founder of Maritz-Wolff, entities that are involved in the development, acquisition and management of a wide range of commercial, office, parking and hotel properties in a number of California cities including San Jose, Los Angeles, Pasadena and Burbank to name a few.

Wolff's ownership interests in representative hotels and resorts include properties such as The Carlyle in New York City; Four Season Hotels in Houston, the Park Hyatt in Carlsbad; The Ritz-Carlton in St. Louis; Fairmont Hotels in San Jose and San Francisco; Rosewood managed hotels including The Mansion in Dallas, Little Dix Bay, Virgin Gorda, Inn of the Anasazi, Sante Fe plus other brands such as Marriott. In addition, Maritz Wolff has a 50 percent interest in the Dallas-based Rosewood Management Company, which owns and operates luxury hotels and resorts throughout the world.

Wolff began his career in real estate economics and appraisal in his hometown of St. Louis, Mo. before relocating to Los Angeles. In addition to his real estate analysis work, he also served as the President of the 20th Century Fox Realty & Development Company where he managed Fox's worldwide real estate activities.

Wolff is a former minority owner of the St. Louis Blues, the Golden State Warriors and the San Jose Missions, a now-defunct minor league baseball team. He holds a bachelor's degree in business administration from the University of Wisconsin in Madison, a



### ATHLETICS OWNERSHIP

Ownership	Years
Benjamin F. Shibe .....	1901-1912
Benjamin F. Shibe, Connie Mack .....	1913-21
Connie Mack .....	1921-54
Arnold M. Johnson .....	1954-60
Charles O. Finley.....	1961-80
Walter A. Haas, Jr. ....	1980-95
Steve Schott, Ken Hofmann.....	1995-2005
<b>Lewis Wolff.....</b>	<b>2005-Present</b>



**Executive Profiles, continued**

master’s degree in business administration from Washington University in St. Louis and is also a member of the American Institute of Real Estate Appraisers (MAI).

In 2009, he was appointed to the Board of Directors of the new MLB Television Network, which launched in January 2009 with an unprecedented 50 million subscribers, and he continues to serve on the board of Major League Baseball’s Enterprises, which oversees national television and radio contract negotiations, national sponsorship and licensing programs as well as the overall marketing of the industry. Wolff is a director and co-chairman of the NYSE Company, Sunstone Reit and a member of the Board of Directors of Century Bank, Los Angeles.

Lew resides in the Westwood section of Los Angeles with his wife, Jean. The Wolffs have three children and four grandchildren.

**MICHAEL CROWLEY**

**President**

Michael Crowley, one of the rising executives in professional sports today, enters his 14th year with the Athletics’ organization and his 13th as team president. He was named to his current position Sept. 28, 1998 and his tenure as president equals the longest in Oakland history (since 1968).

A limited partner in the Athletics ownership group, Crowley is responsible for the overall day-to-day functioning of the Athletics’ organization both on the business and baseball sides of the operation, working directly with owner and managing partner Lew Wolff.

In a dual role, Crowley also serves as managing director of the Major League Soccer’s San Jose Earthquakes. He oversaw the Earthquakes’ first-year launch in 2008, and he continues to spearhead the team’s efforts to build a new state-of-the-art, soccer-only stadium in San Jose.

After spending three years in the San Jose office of Price Waterhouse and nine years with I.C.I./Fuller O’Brien Paints, Crowley joined the Athletics organization in July 1997 as vice president and chief financial officer. Considered a key figure in the A’s resurgence as one of baseball’s elite franchises, Crowley has been committed to fielding a championship caliber team with homegrown talent. He works closely with General Manager Billy Beane on key player decisions and issues relating to the baseball operations’ overall objectives and philosophies.

Crowley developed a business model with goals and objectives designed to provide an affordable entertainment product on the field, as well as delivering the absolute highest levels of customer service to fans attending games at the Oakland-Alameda County Coliseum. While Crowley stays involved with all aspects of the organization’s business affairs, including finance, sales, marketing, public relations and community affairs, he has been at the forefront of building an outstanding team that continues to deliver premium value.

Crowley also serves on Major League Baseball’s International Committee.

Crowley’s leadership skills and business acumen have also served the A’s well in their ongoing efforts to build a new ballpark in the near future.

The A’s president also perpetuates the Athletics’ tradition of commitment to the greater community. Under his leadership, the A’s organization continues to be active in the Oakland community and surrounding areas. The Oakland A’s Community Fund supports charitable organizations in their efforts to improve educational programs, aid the underprivileged, assist in crime prevention, service children, seniors and those who work to improve the quality of life throughout the Bay Area.

In 1999, Crowley and his wife, Kathy, played a key role in implementing Breast Cancer Awareness Day, which has raised \$1.145 million for the American Cancer Society over the last 11 years. Crowley currently serves on the Bay Area’s Board of Trustees of KIPP schools, which aims to create a respected, influential and nationwide family of schools that are successful in helping educationally underserved students develop the knowledge, skills and character to succeed in college and the competitive world beyond. He also served on the board of top business



**PRESIDENTS OF THE OAKLAND A’S**

President	Years
Charles O. Finley.....	1968-80
Roy Eisenhardt.....	1981-86
Walter J. Haas.....	1990-92
Sandy Alderson.....	1993-95; 1997-98
Steve Schott.....	1996
<b>Michael Crowley.....</b>	<b>1998-Present</b>

executives and community leaders which attempted to land the 2012 Summer Olympic Games in the Bay Area.

A native Californian, the 47-year old Crowley graduated from the University of Notre Dame in 1985 with a degree in business administration with an emphasis in accounting. He earned his MBA from Duke's Fuqua School of Business in 1992. In November of 2002, Crowley was named one of *Street & Smith's Sports Business Journal's* "40 Under 40", honoring the nation's top sport executives under the age of 40.

Michael resides in Los Gatos, Calif. with his wife, Kathy, and their three children.

## BASEBALL OPERATIONS

### BILLY BEANE

#### Vice President, General Manager

Considered one of the most progressive and talented baseball executives in the game today, Billy Beane has molded the Athletics into a perennial postseason contender since assuming the general manager's duties shortly following the 1997 season.

Under Beane's watch, the A's have compiled a 1132-972 (.538) record over the last 13 seasons, which is the fourth-best record in the American League and sixth best in all of baseball during that time frame. The A's have won four American League West titles (2000; 2002-03; 2006) and secured one AL Wild Card spot (2001) during that span. His teams have posted 90 or more wins in six of the last 11 years. The A's five postseason appearances since the 2000 season are seventh most among all Major League teams, trailing only New York-AL (10), St. Louis (7), Atlanta (7), Boston (6), Los Angeles-AL (6) and Minnesota (6).

In addition, Oakland A's players have garnered numerous individual accolades during his tenure as general manager. Jason Giambi and Miguel Tejada earned American League Most Valuable Player awards in 2000 and 2002, respectively. Barry Zito was named the American League's Cy Young Award winner in 2002 while Bobby Crosby (2004), Huston Street (2005) and Andrew Bailey (2009) have all won AL Rookie of the Year honors.

Beane continually remolds a team that has posted one of the majors' best records over the last past decade. Over the years, his ability to land players such as Kevin Appier, Johnny Damon, Mark Ellis, Cory Lidle, Jermaine Dye, David Justice, Billy Koch, Justin Duchscherer, Keith Foulke, Ted Lilly, Ray Durham, Jose Guillen, Mark Kotsay, Octavio Dotel, Jason Kendall, Dan Haren and Jay Payton has proved instrumental in keying several playoff runs. The additions of Hideki Matsui, David DeJesus, Josh Willingham, Grant Balfour and Brian Fuentes this past off-season are the most recent examples of his GM handiwork.

During the past three years, Beane has also re-stocked the A's minor league system with elite prospects which will enable the team to sustain winning teams well into the next decade. Remarkably, Beane and Assistant GM David Forst have acquired 22 highly coveted young players by trading essentially eight Major League players (Nick Swisher, Rich Harden, Joe Blanton, Chad Gaudin, Matt Holliday, Orlando Cabrera, Haren and Kotsay) since the end of the 2007 season.

Under Beane, the A's have adopted an organizational philosophy that stresses plate discipline and pitchers who command the strike zone. Young players on the lowest-level minor league teams receive the same doctrine on developing a solid understanding of the strike zone and control pitching as do the players in the majors.

Beane's executive talents and the organization's baseball philosophy were the subject of Michael Lewis' best-selling book "Moneyball: The Art of Winning an Unfair Game," which opened the eyes of many of the top sports executives and business CEOs in the nation. The book has since been made into a full-length motion picture featuring Brad Pitt in the starring role, due to premiere this fall.

As a result, Beane remains in great demand on the national speaking circuit, where he regularly addresses top companies on his management approach of identifying and using undervalued assets to create and sustain a competitive edge. He also sits on the board of directors of several companies, including Easton-Bell Sports, ProTrade and NetSuite, Inc.

Beane was named The Sporting News' Executive of the Year in 1999 and earned Major League Baseball's Executive of the Year honors by Baseball America magazine following the 2002 season. In No-



## Baseball Operations, continued

member of 2001, Beane was named one of Street & Smith's Sport Business Journal's "40 Under 40" list, honoring the nation's top 40 sports executives under the age of 40. In 2004, he was rated 16th on Street & Smith's Sports Business Journal's list of Baseball's Heavy Hitters.

Further demonstrating his eclectic tastes and unique interests, Beane was invited to speak at Rupert Murdoch's News Corp. management retreat in Pebble Beach, Calif. in 2006, an event that focused on issues such as volunteerism, technology and politics, and featured leaders and luminaries from around the world. Among the VIP who attended were British Prime Minister Tony Blair, Israeli Vice Premier Shimon Peres, former President Bill Clinton, former Vice President Al Gore, former House Speaker Newt Gingrich, former Harvard President Lawrence Summer and U2 lead singer Bono.

In 2008, Beane also collaborated with Gingrich and Sen. John Kerry in co-authoring an article in the New York Times offering possible remedies for the U.S. health care crisis.

Beane joined the A's front office staff in 1990 as the club's major league advance scout. In 1993, former A's President and General Manager Sandy Alderson promoted him to the assistant general manager's position when Walt Jocketty left the organization to accept the assistant general manager's job in Colorado. Alderson handed over his general manager's duties to Beane on October 17, 1997.

A first round draft pick (23rd overall) of the New York Mets in the 1980 June Free Agent Draft, Beane played six major league seasons as an infielder, outfielder and catcher for the Mets, Minnesota Twins, Detroit Tigers and Oakland A's. His final season in uniform was 1989 when he was a utility player on the A's World Championship team. Beane retired as an active player in the spring of 1990.

A native of San Diego, Calif., Beane attended Mt. Carmel High School and UC San Diego, where he studied economics. Billy and his wife, Tara, reside in Danville, Calif. with their twins, Brayden and Tinsley. His daughter, Casey, attends Kenyon (Ohio) College.

## GENERAL MANAGERS OF THE OAKLAND A'S

President	Years
Charles O. Finley.....	1968-79
Billy Martin.....	1980-82
Walt Jocketty, Dick Wincek.....	1983
Sandy Alderson.....	1983-97
<b>Billy Beane.....</b>	<b>1997-Present</b>

*Some of the names listed may have held other titles than general manager.*

## TRADES MADE BY BILLY BEANE

### 1997

Nov. 7	Acquired P Kenny Rogers and cash from New York-AL in exchange for a player to be named later (IF Scott Brosius on November 18).
Nov. 26	Acquired P Doug Bochtler and IF Jorge Velandia from San Diego in exchange for P Don Wengert and minor league IF David Newhan.
Dec. 4	Received cash from the Yakult Swallows in exchange for P Mark Acre.
Dec. 8	Acquired P Mike Fetters from Cleveland in exchange for P Steve Karsay.
Dec. 19	Acquired IF Kurt Abbott from Florida in exchange for P Eric Ludwick.

### 1998

March 17	Traded OF Ernie Young to Kansas City in exchange for cash.
March 25	Traded P Doug Bochtler to Detroit for cash.
April 8	Acquired C Mike Macfarlane and cash from Kansas City in exchange for OF Shane Mack and a player to be named later (minor league P Greg Hansell on May 8).
June 9	Acquired a player to be named later (minor league P Ara Petrosian) from Colorado in exchange for IF Kurt Abbott.
June 23	Acquired IF Bip Roberts from Detroit in exchange for a player to be named later (minor league IF Jason Wood on July 18).

July 12	Acquired P Tim Worrell from Cleveland in exchange for minor league IF Adam Robinson.
July 31	Acquired IF Ed Sprague from Toronto in exchange for minor league P Scott Rivette.
August 10	Traded P Mike Fetters to Anaheim for cash.

### 1999

March 30	Acquired a player to be named later (minor league P Scott Chiasson on June 10) from Kansas City in exchange for P Jay Witasick.
July 23	Acquired minor league OF Terrence Long and minor league P Leonar Vasquez from New York-NL in exchange for P Kenny Rogers.
July 29	Acquired P Omar Olivares and IF Randy Velarde from Anaheim in exchange for minor league OF Jeff DaVanon, minor league OF Nathan Haynes and minor league P Elvin Nina.
July 31	Acquired P Kevin Appier from Kansas City in exchange for P Brad Rigby, minor league P Blake Stein and minor league P Jeff D'Amico.
July 31	Acquired P Jason Isringhausen and P Greg McMichael from New York-NL in exchange for P Billy Taylor.
August 17	Acquired OF Rich Becker from Milwaukee in exchange for minor league P Carl Dale.
Dec. 13	Acquired P Justin Miller from Colorado in exchange for P Jimmy Haynes. (Trade was part of a four-team deal in which Colorado traded Haynes, C Henry Blanco and P Jamey Wright to

Milwaukee; Milwaukee then traded IF Jeff Cirillo, P Scott Karl and cash to Colorado; Colorado traded IF Vinny Castilla to Tampa Bay; Tampa Bay traded P Rolando Arrojo and IF Aaron Ledesma to Colorado).

## 2000

February 18 Acquired OF Jeremy Giambi from Kansas City in exchange for P Brett Laxton.  
 March 30 Acquired C Sal Fasano from Kansas City for cash.  
 May 11 Traded P Ron Mahay to Florida for cash.  
 July 28 Acquired P Jim Mecir and P Todd Belitz from Tampa Bay in exchange for minor league P Jesus Colome and cash.  
 July 31 Acquired IF Mario Valdez from Minnesota in exchange for minor league C Danny Ardoin.  
 Nov. 17 Acquired minor league P Ryan Cullen and minor league P Aaron Harang from Texas in exchange for IF Randy Velarde.  
 Nov. 20 Acquired P Eric Ireland from Chicago-NL in exchange for OF Matt Stairs.  
 Dec. 7 Acquired P Chad Bradford from Chicago-AL in exchange for minor league C Miguel Olivo.

## 2001

Jan. 8 Acquired P Roberto Hernandez and P Cory Lidle from Tampa Bay in exchange for OF Ben Grieve and cash; traded P Roberto Hernandez, C A.J. Hinch, minor league IF Angel Berroa and cash to Kansas City for OF Johnny Damon, minor league IF Mark Ellis and cash.  
 March 28 Traded P Omar Olivares to Pittsburgh for cash.  
 March 28 Acquired IF Eric Hinske from Chicago-NL in exchange for minor league IF Miguel Cairo; as part of the deal, the A's also refused the return of Rule 5 Draft selection P Scott Chiasson.  
 May 22 Traded C Sal Fasano to Kansas City for cash.  
 June 19 Acquired OF Rob Ryan from Arizona in exchange for minor league OF Ryan Christenson.  
 July 3 Acquired OF Ron Gant from the Colorado Rockies in exchange for minor league OF Robin Jennings.  
 July 25 Acquired OF Jermaine Dye from Kansas City in a three-team trade in which Colorado sent infielder Neifi Perez to Kansas City and Oakland sent minor league OF Mario Encarnacion, minor league IF Jose Ortiz and minor league P Todd Belitz to Colorado.  
 Sept. 4 Acquired P Mike Fyhrh from Chicago-NL in exchange for minor league OF Mike Wenner.  
 Nov. 2 Acquired minor league IF Adam Morrissey from Chicago-NL in exchange for IF Mark Bellhorn.  
 Dec. 7 Acquired P Billy Koch from Toronto in exchange for IF Eric Hinske and P Justin Miller.  
 Dec. 14 Acquired OF David Justice and cash from New York-NL in exchange for P Mark Guthrie and P Tyler Yates.

## 2002

Jan. 2 Acquired minor league C Mike Kremblas from Toronto in exchange for C Tom Wilson.  
 Jan. 14 Acquired IF Carlos Pena and P Mike Venafro from Texas in exchange for P Mario Ramos, IF Jason Hart, OF Ryan Ludwick and minor league C Gerald Laird.

March 18 Traded P Luis Vizcaino to Texas for P Justin Duchscherer.  
 May 22 Acquired OF John Mabry from Philadelphia in exchange for OF Jeremy Giambi.  
 July 5 Acquired P Ted Lilly, minor league OF John-Ford Griffin and minor league P Jason Arnold from the New York Yankees as part of a three-team, seven player trade in which the A's sent IF Carlos Pena, P Franklyn German and a player to be named later (P Jeremy Bonderman on Aug. 22) to Detroit for P Jeff Weaver and cash. The A's then sent Weaver to New York to complete the deal.  
 July 25 Acquired Ray Durham from Chicago-AL in exchange for minor league P Jon Adkins.  
 July 30 Acquired P Ricardo Rincon from Cleveland in exchange for minor league IF Marshall McDougall.  
 Nov. 13 Acquired P Roy Smith from Cleveland for cash.  
 Nov. 16 Traded P Cory Lidle to Toronto for minor leaguers IF Mike Rouse and P Chris Mowday.  
 Dec. 3 Acquired P Keith Foulke, C Mark Johnson and minor league P Joe Valentine in exchange for P Billy Koch and two minor league players to be named later (P Neal Cotts and OF Daylan Holt on December 16).  
 Dec. 15 Acquired IF Erubiel Durazo from Arizona in a four-team trade in which the A's sent a minor league player to be named later (P Jason Arnold on December 16) to Toronto; Toronto then sent IF Felipe Lopez to Cincinnati; Cincinnati then sent P Elmer Dessens to Arizona.  
 Dec. 16 Acquired P Buddy Hernandez from San Diego in exchange for IF Jose Flores.

## 2003

Jan. 2 Acquired P Jeremy Fikac from San Diego in exchange for a player to be named later or cash.  
 July 30 Acquired OF Jose Guillen from Cincinnati for minor league pitchers Aaron Harang, Joe Valentine and Jeff Bruksch  
 Nov. 18 Acquired OF Bobby Kielty from Toronto along with a player to be named later or cash for P Ted Lilly  
 Nov. 26 Acquired OF Mark Kotsay from San Diego for C Ramon Hernandez and OF Terrence Long  
 Dec. 15 Acquired P Frank Brooks from the New York Mets for a player to be named later  
 Dec. 15 Acquired C Michael Barrett from Montreal for a player to be named later (Dionnar Martinez).  
 Dec. 16 Acquired a player to be named later from the Chicago Cubs for C Michael Barrett  
 Dec. 16 Acquired P Mark Redman from Florida for P Mike Neu and a player to be named later (minor league P Bill Murphy on December 23)  
 Dec. 18 Acquired P Chris Hammond and cash from the New York Yankees for P Eduardo Sierra and minor league IF J.T. Stotts  
 Dec. 21 Acquired C Damian Miller and cash from the Chicago Cubs for a player to be named later (Chris Mowday)

## 2004

March 29 Acquired a player to be named later from the Los Angeles Dodgers for OF Jason Grabowski.  
 April 17 Acquired Kirk Saarloos from the Houston Astros in exchange for P Chad Harville.

## Baseball Operations, continued

May 12	Acquired a player to be named later from the Toronto Blue Jays for IF Frank Leterchino.
June 24	Acquired P Octavio Dotel with cash from the Kansas City Royals in exchange for minor leaguers P Mike Wood and IF Mark Teahan.
Nov. 27	Acquired Jason Kendall from the Pittsburgh Pirates in exchange for P Mark Redman and P Arthur Rhodes.
Dec. 15	Acquired IF Keith Ginter from the Milwaukee Brewers in exchange for minor league P Justin Lehr and OF Nelson Cruz.
Dec. 16	Acquired P Juan Cruz, P Dan Meyer and OF Charles Thomas from the Atlanta Braves in exchange for P Tim Hudson.
Dec. 18	Acquired P Kiko Calero, P Danny Haren and minor league C Daric Barton from the St. Louis Cardinals in exchange for P Mark Mulder.

### 2005

July 13	Acquired OF Jay Payton and cash from the Boston Red Sox for P Chad Bradford; acquired P Joe Kennedy and P Jay Witasick from the Colorado Rockies for OF Eric Byrnes, minor league IF Omar Quintanilla and cash.
Dec. 5	Acquired P Chad Gaudin from the Toronto Blue Jays for a player to be named later (Dustin Majewski).
Dec. 13	Acquired OF Milton Bradley and IF Antonio Perez from the Los Angeles Dodgers in exchange for minor league OF Andre Ethier.

### 2006

March 26	Acquired P Brad Halsey from Arizona in exchange for P Juan Cruz.
March 31	Acquired P Juan Dominguez from Texas in a three-team trade in which the A's sent IF Freddie Bynum to Chicago (NL) and P John Rheinecker to Texas. The Cubs also sent John Koronka to Texas.
Nov. 28	Acquired IF Donnie Murphy from the Kansas City Royals in exchange for cash.
Dec. 7	Acquired OF Ryan Goleski from Tampa Bay in exchange for cash.

### 2007

Jan. 23	Acquired P David Shafer from the Cincinnati Reds for a player to be named later (Julio Manon) in exchange for a P Kirk Saarloos and a player to be named later (Dan Denham).
April 27	Acquired OF Chris Denorfia from the Cincinnati Reds for two players to be named later (Marcus

McBeth and Ben Jukich) and cash.	
April 29	Acquired OF Ryan Langerhans from the Atlanta Braves for a player to be named later.
May 2	Acquired OF Chris Snelling from Washington in exchange for OF Ryan Langerhans.
June 9	Traded C Adam Melhuse to the Texas Rangers in exchange for cash.
June 29	Acquired P Andrew Brown from San Diego in exchange for OF Milton Bradley and cash.
July 16	Acquired C Rob Bowen and P Jerry Blevins from Chicago (NL) in exchange for C Jason Kendall and cash.
Nov. 18	Acquired P Kristian Bell and P Graham Godfrey from Toronto in exchange for IF Marco Scutaro.
Dec. 14	Acquired P Brett Anderson, P Dana Eveland, P Greg Smith, IF Chris Carter, OF Aaron Cunningham, OF Carlos Gonzalez from the Arizona Diamondbacks in exchange for P Dan Haren and P Connor Robertson.

### 2008

Jan. 3	Acquired P Gio Gonzalez, P Fautino De Los Santos and OF Ryan Sweeney from the Chicago White Sox in exchange for OF Nick Swisher.
Jan. 14	Acquired P Joey Devine and P Jamie Richmond from the Atlanta Braves in exchange for OF Mark Kotsay and cash.
June 5	Acquired cash from the Toronto Blue Jays in exchange for IF Kevin Meilillo
July 8	Acquired P Sean Gallagher, C Josh Donaldson, IF Eric Patterson and OF Matt Murton from the Chicago Cubs in exchange for P Rich Harden and P Chad Gaudin
July 17	Acquired P Josh Outman, IF Adrian Cardenas and OF Matt Spencer from the Philadelphia Phillies in exchange for P Joe Blanton
Nov. 12	Acquired OF Matt Holliday from the Colorado Rockies for P Greg Smith, P Huston Street and OF Carlos Gonzalez

### 2009

Feb. 2	Acquired RHP Michael Wuerz from the Chicago Cubs for OF Richie Robnett and IF Justin Sellers
Feb. 4	Acquired OF Corey Wimberly from the Colorado Rockies for OF Matt Murton
July 5	Acquired OF Scott Hairston from the San Diego Padres for P Sean Gallagher, P Craig Italiano and P Ryan Webb
July 11	Acquired P Justin Souza from the Seattle Mariners for IF Jack Hannahan
July 24	Acquired P Clayton Mortensen, IF Brett Wallace and OF Shane Peterson from the St. Louis Cardinals for OF Matt Holliday
July 31	Acquired IF Tyler Ladendorf from the Minnesota Twins for IF Orlando Cabrera
Dec. 3	Acquired IF Jake Fox, IF Aaron Miles and cash from the Chicago Cubs for P Jeff Gray, P Ronny Morla and OF Matt Spencer

### 2010

Jan. 16	Acquired IF Kevin Kouzmanoff and minor league IF Eric Sogard from the San Diego Padres for OF Scott Hairston and OF Aaron Cunningham
Feb. 1	Acquired IF Adam Rosales and OF Willy Taveras from the Cincinnati Reds for IF Aaron Miles and cash

## A'S AMONG THE BEST UNDER BEANE'S WATCH

### MAJOR LEAGUE'S BEST RECORDS SINCE 1998

Club	Wins	Losses	Pct.
New York (AL)	1272	830	.605
Boston	1195	910	.568
Atlanta	1192	912	.567
St. Louis	1157	947	.550
Los Angeles (AL)	1135	971	.539
<b>Oakland</b>	<b>1132</b>	<b>972</b>	<b>.538</b>

Feb. 6	Traded P Dana Eveland to the Toronto Blue Jays for cash
March 24	Acquired P Edwar Ramirez from the Texas Rangers for minor league IF Gregorio Petit
June 15	Acquired OF Conor Jackson and cash from the Arizona Diamondbacks for minor league P Sam Demel
June 22	Acquired minor league P Ross Wolf and cash from the Baltimore Orioles for IF Jake Fox
June 26	Acquired minor league P Fabian Williamson from the Boston Red Sox for IF/OF Eric Patterson
Nov. 10	Acquired OF David DeJesus from the Kansas City Royals for P Vin Mazzaro and minor league P Justin Marks

Nov. 17	Acquired minor league Ps Trystan Magnuson and Daniel Farquhar from the Toronto Blue Jays for OF Rajai Davis
Dec. 16	Acquired OF Josh Willingham from the Washington Nationals for P Henry Rodriguez and OF Corey Brown

**2011**

Jan. 8	Acquired RHP Guillermo Moscoso from the Texas Rangers for minor league RHP Ryan Kelly
Jan. 24	Acquired minor league RHP Ethan Hollingsworth from the Colorado Rockies for RHP Clayton Mortensen

**DAVID FORST****Assistant General Manager**

David Forst begins his 12th season with the Athletics and his seventh as assistant general manager. He was appointed to his current position in February of 2004 after serving as an assistant to the general manager and coordinator of professional scouting. His primary duties include assisting Billy Beane in all player acquisitions, contract negotiations and player evaluations.

The 34-year old Forst graduated Cum Laude from Harvard University in 1998 with a bachelor of arts degree in sociology. He played baseball for the Crimson for four seasons and earned third team All-America honors as a senior in 1998. He also played for the Springfield (Ill.) Capitals of the Frontier League in 1998 and 1999.

A native of Encino, Calif., Forst resides in Berkeley, Calif. with his wife, Rebe, and son, Judah.

**BILLY OWENS****Director of Player Personnel**

Billy Owens begins his 13th season with the Athletics and his eighth as director of player personnel, where his responsibilities include providing input and recommendations for potential trades and free agent signings, along with evaluation in the area of amateur scouting.

Prior to moving into a front office position, Owens spent five seasons as a hitting coach in the A's minor league system, with stops at Southern Oregon (1999), Vancouver (2000-01) and Arizona (2002-03). In addition to his coaching duties, Owens also assumed scouting responsibilities as an area scout and was promoted to East Coast Scouting Coordinator in 2003.

A third round pick (72nd overall) by the Baltimore Orioles in the 1992 June Draft, Owens played seven seasons of minor league ball with the Baltimore (1992-96) and Houston organizations (1997-98) before joining the A's as an area scout.

A native of San Jose, Calif., Owens attended the University of Arizona, where he played both baseball and football. He was a football, basketball and baseball standout at Bellarmine College Preparatory and is a member of the school's hall of fame. Billy O makes his off-season home in Scottsdale, Ariz.

**FARHAN ZAIDI****Director of Baseball Operations**

Farhan Zaidi enters his seventh season with the A's, his third as director of baseball operations. His primary responsibilities include providing statistical analysis for evaluating and targeting players in the amateur draft, free agent and trade markets. He also assists on arbitration cases, minor league contracts and works closely with the coaching staff during the season in analyzing data from advance scouting reports.

Prior to joining the A's, Zaidi served as business development associate for Small World Media, the fantasy sports division of *The Sporting News* and also worked as a management consultant for the Boston Consulting Group.



## Baseball Operations, continued

Zaidi, 34, earned his bachelor of science degree in economics from Massachusetts Institute of Technology in 1998 and a Ph. D in economics from the University of California, Berkeley in 2001. He currently resides in Oakland.

## KEITH LIEPPMAN

### Director of Player Development

Keith Lieppman begins his 41st year with the A's and 20th season as the organization's director of player development, with responsibilities in the assignment, development and evaluation of players throughout the A's farm system, which consistently ranks among the best in the game. He also coordinates field instruction for the entire minor league system.

Lieppman's gilded reputation as one of baseball's finest personnel executives was further amplified last November when he received the Sheldon "Chief" Bender Award from Minor League Baseball for "distinguished service and being instrumental in player development" during his career.

Lieppman has managed on all levels of the A's minor league system, beginning in Modesto in 1980 and most recently with the Triple-A Tacoma Tigers from 1985-87. He also managed the Lacey Tigres of the Dominican Winter League in 1986. He began his baseball career in 1971 as a minor league player for the A's.

Keith is a graduate of the University of Kansas with a degree in journalism. He resides in Prescott, Ariz. with his wife, Corinne, and twins, Burke and Lauren.



## ERIC KUBOTA

### Director of Scouting

Eric Kubota is in his 27th season with the Athletics organization and his 10th as director of scouting.

Kubota has overseen the club's last nine drafts that have produced dozens of players who have risen to the major leagues with various clubs, including current A's Andrew Bailey (2006), Dallas Braden (2004), Trevor Cahill (2006), Brad Kilby (2005), Cliff Pennington (2005) Landon Powell (2004), Tyson Ross (2008) and Kurt Suzuki (2004). Kubota's talents as an evaluator helped assemble the majority of the A's minor league system that has combined for a 3415-3119 (.523) record over the last nine seasons

Prior to assuming his current position, Kubota served as the club's supervisor of international scouting for three seasons, overseeing the scouting staff and player evaluations in the Dominican Republic and Venezuela.

Kubota, 46, began his baseball career in June of 1984 while he was an undergraduate at the University of California, Berkeley, spending the better part of six seasons working in the A's media relations department. In November of 1989, he joined the baseball operations staff as an assistant director of scouting, handling daily administrative duties of the scouting department, including preparation work for the Rule 4, Rule 5 and June drafts, compiling the team's prospect book and preparing statistical information.

He was elevated to Pacific Rim coordinator in November of 1996, where he acted as a liaison between the A's and Asian baseball teams in addition to his scouting duties in Northern California and Hawaii.

Eric graduated from Cal in 1986 with a bachelor of arts degree in political science. He resides in Rocklin, Calif. with his wife, Karen, and their two children.



## TED POLAKOWSKI

### Director of Minor League Operations

Ted Polakowski enters his 13th season as director of minor league operations and 29th in the organization. He oversees all aspects of the club's training facility in Phoenix as well as handling budgeting and purchasing responsibilities for the organization's entire minor league system. He also assists in the management of the A's baseball operation in the Dominican Republic.



Polakowski joined the A's organization in 1984 as an athletic trainer for the Idaho Falls affiliate. He also headed up training staffs in Pocatello (1985), Medford (1986-87) and with the A's team in the Arizona Rookie League (1988) before moving into administrative duties on a full time basis in 1989. He was promoted to his current position prior to the 1999 season.

A native of Somerville, N.J., Polakowski graduated from Arizona State in 1984 with a degree in health education and sports medicine. He currently resides in Mesa, Ariz. with his four children, Kimberly, Matthew, Krysta and Michael.

## CHRIS PITTARO

### Director of Professional Scouting

Chris Pittaro enters his 21st season in the Oakland organization, his fifth as director of professional scouting. He spent the previous six seasons as national field coordinator after serving as an area scout and national cross checker with the Athletics since 1991.

Drafted by the Detroit Tigers in the 1982 June First Year Player Draft, Pittaro made his major league debut with the Tigers in 1985, batting .242 in 28 games. He was traded to the Minnesota Twins in 1986 and spent parts of the '86 and '87 seasons on the Twins big league roster. He retired during the 1988 season.

Pittaro attended the University of North Carolina from 1980-82 before signing with the Tigers following his junior season. After he retired as a player in 1988, he enrolled in Rider College in New Jersey where he obtained a bachelor of science degree in finance in 1991, graduating Summa Cum Laude.

The 49-year old Pittaro is a native of Hamilton, N.J., where he still lives with his wife, Lisa. He has three children.



## PAMELA PITTS

### Director of Baseball Administration

Pamela Pitts enters her 30th season in the organization and 19th as director of baseball administration. Her responsibilities include managing the day-to-day business side of the baseball operations department, including governing all major and minor league staff contract administration, player records, waivers, payroll issues and transactions. She started her baseball career with the A's in November of 1981 as the minor league and public relations secretary. Pamela resides in Danville, Calif. with her husband, Dan Dunn.



## GRADY FUSON

### Special Advisor to Baseball Operations

Grady Fuson, former Oakland Athletics' scouting director and one of the game's most respected scouts and baseball executives, returned to the A's last year as a special advisor to baseball operations.

Fuson, who began his career as an area scout with Oakland in 1982, has now spent 20 seasons with the A's organization, including seven years as scouting director from 1995-2001. Prior to his current position with the Athletics, he served as vice president of scouting and player development with San Diego from 2006-09 after joining the Padres in 2005 as a special assistant to the general manager.

His first stint with the A's ended in 2002, when he joined the Texas Rangers as assistant general manager, spending three seasons in charge of the Rangers' scouting and player personnel.

Formerly the head baseball coach at the University of Puget Sound in Washington, Fuson was hired by the A's in 1982. During his tenure in Oakland, he played a prominent role in drafting such players as Eric Chavez, Tim Hudson, Mark Mulder and Barry Zito, which provided the impetus for the franchise to feature five playoff teams over a seven-year period from 2000-06.





---

## ADMINISTRATION

---

### JIM LEAHEY

#### Vice President, Sales and Marketing

Jim Leahey enters his fifth season with the Oakland Athletics as vice president, sales and marketing. He oversees the team's sales and marketing efforts, including ticket sales, premium seating sales and service, corporate partnerships, advertising, and promotions. Leahey is spearheading the organization's efforts to deliver exceptional value through an outstanding fan experience.

Prior to joining the A's, Leahey spent 14 years with Sony Corporation, working in a series of product development, marketing and general management roles. Spending time in Sony's US and global operations, he worked in Latin America as general manager and country manager of Sony Peru, and in the United States as general manager and vice president of the Peripherals and Enhancements (accessories) Group. Leahey joined the A's in December of 2006.

A native of Rhode Island, Leahey earned his bachelor's degree in economics from Brown University in 1988 and his master's in business administration from the Harvard Business School in 1993. Jim resides in Danville, Calif. with his wife, Kira, and their three children.



### KEN PRIES

#### Vice President, Broadcasting and Communications

Celebrating his 21st season with the Athletics organization, Ken Pries was promoted to his current position of vice president, broadcasting and communications in March of 2000 after serving as the team's senior director for broadcasting and communications for the previous three years.

Pries oversees all of the A's television and radio matters, in addition to the club's community relations, public relations and Diamond Vision departments.

Pries is responsible for negotiating all of the team's broadcast agreements, which include the A's Radio Network, and television partnership with Comcast SportsNet California. The A's will televise over 145 games this year, all in High Definition.

Last season, the A's Community Fund distributed approximately \$600,000 to various projects and made donations to over 1,500 various charities throughout Northern California. The annual A's Community Fund Golf Tournament, held at the Castlewood Country Club in Pleasanton, raised more than \$125,000 and the 11th Annual Breast Cancer Awareness Day raised more than \$70,000 for the American Cancer Society and the Northern California Cancer Center. The A's 11th Annual MUG Root Beer Float Day raised over \$31,000 for the Juvenile Diabetes Research Foundation.

Prior to joining the A's organization in 1991, Pries worked seven years with KSFO radio, where he was an executive producer for A's broadcasts, as well as Stanford football and men's basketball broadcasts. Before his KSFO stint, Pries served as a sports coordinator at KNBR radio from 1979-84, where he worked on the station's broadcasts of San Francisco Giants baseball games, along with University of San Francisco and Golden State Warrior basketball games.

A native of Alameda, Calif., Pries attended San Francisco State University, where he majored in broadcast communicational arts. He resides in San Ramon, Calif. with his wife and their two children.



### DAVID RINETTI

#### Vice President, Stadium Operations

David Rinetti enters his 31st season with the A's organization and his 11th as vice president, stadium operations.

In his current position, Rinetti coordinates event management, oversees all game day employees, including ushers, security officers, ticket takers, parking attendants and grounds crew, and assists in all construction related issues at Oakland-Alameda County Coliseum. He is also the team's liaison with local law enforcement agencies and Major League Baseball's Security Department. In addition, Rinetti sits on the team's venue and design development



committee that is responsible for developing a non-site specific prototype for a new baseball-only facility for the club.

The 46-year old Rinetti began his career with the A's in 1981, serving as stadium operations assistant, where he organized in-stadium promotions and giveaways. From 1987-93, he managed game day operations and maintenance of the A's luxury suites. In 1994, he was promoted to director of stadium operations and was elevated to vice president in March of 2000.

Rinetti also worked with Major League Baseball's Security Department at the 1995, 1998, 2007 and 2010 World Series, in addition to the 1998, 2002 and 2007 All-Star Games. He is also a member of the Major League Baseball Stadium Operations Advisory Committee.

A 1986 graduate of California State University, Hayward with a degree in business administration, Rinetti resides in Pleasanton with his wife, Adrienne.

## KEITH WOLFF

### Vice President, Venue Development

Keith Wolff enters his sixth year as vice president, venue development for the A's, while also retaining his position as president of Wolff Urban Development, a real estate development, acquisition and management company based in West Los Angeles and the Bay Area. In his role with the A's, he is responsible for the daily efforts in the team's quest to secure a baseball-only facility in the Bay Area.

Wolff has more than 20 years of experience within the real estate industry with an emphasis on hotel, office, industrial and retail project assets. He has an extensive background in all facets of commercial real estate, including property acquisition, entitlement, development, leasing, repositioning and disposition.

Wolff graduated magna cum laude from the University of the Pacific with a bachelor's of science degree in business administration. He received his master's degree in business administration from Harvard University in 1993.



## PAUL WONG

### Vice President, Finance

Paul Wong enters his 16th season with the Athletics organization and 11th as vice president, finance. He is responsible for all of the club's financial technology and telecommunications affairs, including overseeing the accounting and computer information systems departments, management of the company's annual budget and cash flow, the preparation of financial forecasts, reports and tax returns for the company and Major League Baseball, as well as analyzing and implementing the company's technology and telecommunication requirements.

Wong joined the Athletics in January of 1996 as a controller after serving four years with KPMG Peat Marwick in Oakland as a supervising tax specialist and senior auditor and two years as an accounting analyst for Pacific Gas and Electric Company in San Francisco.

A native of the Bay Area, Wong earned his bachelor of science degree in business administration from California State University, Hayward in 1990. He currently resides in Dublin, Calif. with his wife, Trisha and son, Zachary.



## FRANCHISE FACTS

All-Time Record	8189-8671	West Division Championships	14
Philadelphia	3886-4248	Wild Card Championships	1
Kansas City	829-1224	Most Valuable Players	11
Oakland	355-3280	Cy Young Award Winners	5
World Championships	9	Rookies of the Year	8
Philadelphia	5	Managers of the Year	2
Oakland	4	Hall of Famers	15
American League Championships	15		
Philadelphia	9		
Oakland	6		

---

# SPORTS MEDICINE STAFF

---

## NICK PAPARESTA

### Head Athletic Trainer

Nick Paparesta enters his first season as the Oakland A's head athletic trainer. He served as the Tampa Bay Rays' assistant trainer the past three seasons.

Paparesta, a native of Fort Myers, Fla., spent five years in the Rays' organization. He joined Tampa Bay in 2006 as Minor League head trainer and rehabilitation coordinator, overseeing all Minor League trainers and rehabilitation with Minor League players in that role for two seasons. He was promoted to the Major League level in 2008 and was a member of Tampa Bay's American League championship team that year.

Prior to his stint with the Rays, Paparesta worked in the Cleveland Indians organization for 11 seasons, including four years with Triple-A Buffalo. He is a graduate of Baldwin-Wallace College in Berea, Ohio, and holds certifications by the National Athletic Trainers' Association (NATA) and National Strength and Conditioning Association (NSCA).



---

## WALT HORN

### Assistant Athletic Trainer

Walt Horn returns for his fourth season as assistant athletic trainer for the A's. Horn began his professional baseball career with the A's in 1978 after graduating from Boise State University in December of 1977. He served as the club's Double A athletic trainer for six seasons, all in the Eastern League before being promoted to the Triple A club for the 1984 season. He remained with the A's Triple-A affiliates in Tacoma, Edmonton, Vancouver and Sacramento over the next 24 seasons in the Pacific Coast League. Walt earned Pacific Coast League Athletic Trainer of the Year four times during that period (1992, '96, '02 and '04). He was also the athletic trainer for two All-Star games (1993 and 2005). An Idaho native, Horn now resides with his wife, Stacy, in Mesa, Ariz. during the off season. They have two children, Kassandra and Cameron.



---

## BRIAN SCHULMAN

### Assistant Athletic Trainer

Brian Schulman enters his first season as an assistant athletic trainer with the A's after previously serving seven years at the University of California, Berkeley. At Cal, Schulman held the post of assistant athletic trainer from 2004-08 before being promoted to rehabilitation coordinator in 2009. During his stint as assistant athletic trainer, he oversaw the sports of baseball, men's water polo and women's soccer. Schulman also served previous internships with the San Francisco 49ers in 2003-04 and the Los Angeles Dodgers in 2000, as well as being a graduate assistant trainer at Fresno State in 2001-03. He holds a bachelor's degree in political science from UC Santa Barbara (2001) and a Masters in kinesiology from Fresno State (2003).



---

## BOB ALEJO

### Director of Strength and Conditioning

With nearly 30 years of coaching experience, Bob Alejo returned to the Oakland A's in 2009 for a second stint as the Director of Strength and Conditioning. Previously, he served in a similar capacity from 1993-2001. In his role, he is responsible for all aspects of the organization's year-round physical preparation at both the major league and minor league levels. Prior to rejoining the A's in 2009, Bob was the Director of Strength and Conditioning at UC Santa Barbara from 2005-2008 during which time he was also a member of the 2008 U.S. Olympic Team as strength and conditioning coach for the Gold medal-winning men's beach volleyball team of Todd Rogers and Phil Dalhausser. From 1984-1993,



Alejo was the strength and conditioning coach at UCLA where he worked with 23 men's and women's teams. During his tenure in Westwood, the Bruins racked up 25 national championships and produced more than 100 All-Americans. An accomplished lecturer and author, Alejo is a Certified Strength and Conditioning Specialist (through the National Strength and Conditioning Association's Certification Commission) and holds the advanced NSCA Registered Strength and Conditioning Coach distinction. He has also been elected to three halls of fame: Chico State Athletics, Chico State Baseball (inaugural inductee) and the Chico Professional Baseball "Legends of the Diamond."

## OZZIE LYLES

### Major League Massage Therapist

Ozzie Lyles enters his third season as the Oakland A's team massage therapist. He previously worked several years with many professional athletes, while also studying and practicing sport and medical massage since 1992. He was employed at Oakbay Chiropractic in Oakland from 2004-09 under the Oakland Raiders' team orthopedic surgeon, Dr. Warren Strudwick, and also has worked for Dr. Steve Isono, the Olympic and track and field orthopedic physician, in Emeryville. The Oakland, Calif. native also worked at Club One in Oakland.



## LARRY DAVIS

### Coordinator of Medical Services

Larry Davis begins his 39th season with the A's organization and fourth as coordinator of medical services. He oversees and administrates all health and injury issues throughout the organization. Before his current post, Davis served 10 seasons (1998-2007) as the A's head trainer and 14 previous years (1984-97) as an assistant trainer for the big league club. A native of Tucson, Ariz., Davis attended the University of Arizona where he majored in physical education. He began his baseball career in 1973 as the head trainer, traveling secretary and equipment manager of the Tucson Toros, then Oakland's Triple-A affiliate. He remained in that capacity for 11 seasons as the affiliate moved to San Jose, Vancouver, Ogden and Tacoma. Larry makes his home in Mesa, Ariz. with his wife, Suzi.



## THE A'S ELEPHANT

After helping form the American League in 1901, New York Giants manager John McGraw dismissed the A's with contempt by calling them "The White Elephants," implying Connie Mack should not be allowed to spend money without supervision. Mack defiantly adopted the White Elephant as the team insignia and in 1902, the Athletics won their first American League pennant.


The White Elephant remained the team's mascot and later that decade, made its first appearance on the A's team sweaters. In 1918, the Elephant saw its first game action when Mack had the pachyderm symbol (in blue with a white "A" inside) placed on the left sleeve of every player.

By 1920, Mack had fully adopted the Elephant as the team's symbol. The traditional "A" on front of the team's jersey was replaced by a blue elephant logo. After a few poor seasons, Mack decided change was in order. So, in 1924, the blue elephant was replaced by the traditional white elephant on the team's jersey and the A's played better ball for the next few years.

In 1928, Mack decided the elephant had worn out its brief welcome on the A's jersey fronts and replaced the logo with the familiar "A" on the uniform. The A's went on to win two World Championships and an AL crown in the next three years, although the resurgence was probably due more to the additions of Foxx, Simmons, Grove and Cochrane than the elephant's absence.

That was the last year for the elephant on the A's uniform until 1955, when the A's, now in Kansas City, added the patch to their uniform sleeves. However, when Charlie Finley purchased the team in the early 1960's, the elephant was once again sent packing and replaced by, of all animals, a mule.

Prior to the 1988 season, the A's brought back a new, more aggressive A's Elephant. In 1995, the traditional A's elephant was reincorporated into many of the team's promotional items and publications and is now a prominent feature on the A's uniform.



# CLUBHOUSE AND STAFF

## MICKEY MORABITO

### Director of Team Travel

Mickey Morabito enters his 32nd season as the Athletics' director of team travel. He is responsible for arranging the transportation and accommodations of the team during spring training and the regular season, with additional responsibilities in spring training scheduling, payroll and ticketing. He has the second longest tenure with one club among active major league traveling secretaries. Morabito's career in professional baseball spans four decades, dating back to 1970 when he served as a batboy for the New York Yankees. He worked in the Yankees public relations department for seven seasons, working as an assistant from 1974-76 before taking over the director's duties in 1977. While with the Yankees, he managed the club's media relations efforts during the club's back-to-back World Championship seasons of 1977 and '78. Morabito joined the Athletics organization in the spring of 1980, handling dual roles as the club's director of public relations and traveling secretary. During his long career, he has been a part of six World Series teams, three with the A's and three with the Yankees. A native of Brooklyn, NY, Morabito attended Lafayette High School in Brooklyn and later earned his bachelor of arts degree in physical education from Hunter College in New York City. A fan of Frank Sinatra, Dean Martin, fine dining and hockey, Mickey makes his home in Alameda and Manhattan Beach with his wife Barbara.



## STEVE VUCINICH

### Equipment Manager

A fixture in the A's organization ever since the club moved to Oakland in 1968, Steve Vucinich enters his 18th season as the club's equipment manager after serving as the visiting clubhouse manager from 1974-93. An Oakland native, Vucinich joined the A's organization as a ball boy in 1968 when the franchise relocated from Kansas City. From 1969-73, he served as an assistant in the home clubhouse before being named visiting clubhouse manager in 1974. Vucinich is a past president of the Major League Baseball Equipment Manager's Association and currently serves on the MLBMA's board of directors and as well as the advisory committee for Major League Baseball Properties. Vucinich graduated from St. Joseph's High School in Alameda and Chabot College in Hayward. An avid golfer, he makes his off-season home in Scottsdale with his wife, Valerie, and daughter, Kayla.



## MIKE THALBLUM

### Visiting Clubhouse Manager

The 2010 season marks Mike Thalblum's 31st season in the A's organization and his 18th as the visiting clubhouse manager. He began his baseball career when he was 13 years old, serving as a clubhouse assistant in the team's spring training clubhouse in Phoenix. In 1985, Thalblum relocated to Oakland to work in the visiting clubhouse with Steve Vucinich and then in 1992, moved across the hall to the home side where he worked with the late Frank Ciensezyk for two seasons. In 1994, he



### LONGEST TENURE AMONG TRAVELING SECRETARIES WITH CURRENT CLUB

- 38 Mike Seghi, CLE
- 32 Mickey Morabito, OAK**
- 31 Bill Acree, ATL
- 31 C.J. Cherre, STL
- 27 Barry Watters, HOU

### LONGEST TENURED CLUBHOUSE PERSONNEL

- 54 Mike Murphy, SF
- 50 Jim Tyler, BAL
- 44 Steve Vucinich, OAK**
- 41 Brian Prilaman, SD
- 35 Jeff Ross, TOR

assumed his current position as the visiting clubhouse manager. A native of Scottsdale, Ariz., Mikey and his wife, Janine, make their home in Dublin, Calif. with their son, Stewart Robert, who is named after former A's pitchers Dave Stewart and Bob Welch; and Jonathon David.

## BRIAN DAVIS

### Assistant Equipment Manager

Brian Davis, who first joined the Oakland A's as a batboy in 1991, is entering his 17th season as the club's assistant equipment manager. He is responsible for assisting Steve Vucinich in the day-to-day operation of the clubhouse, ranging from all equipment needs and meal planning, to occasionally travelling with the team on road trips. A native of Newark Calif., Davis is a graduate of Placer High School in Auburn Calif. and later attended both Chico State and Cal State Hayward. He is married and lives with his wife, Pam, and their two children—son, Owen, and daughter, Sophia—in Goodyear, Ariz.



## CLAY WOOD

### Head Groundskeeper

The 2010 season marks Clay Wood's 17th season as the head groundskeeper of the Oakland-Alameda County Coliseum and his 22nd in the Athletics organization. Under his direction, the Coliseum's playing surface is considered by players to be among the best in the major leagues. Clay joined the A's organization in May of 1989 as part of the club's spring training field maintenance team. A native of Fort Worth, Tex., Wood earned his bachelor of science degree in marketing from Arizona State University. Woody and his wife, Lisa, make their home in Danville, Calif. with their son, Tyler, and daughter, Katie.



## MEDICAL CONSULTANTS



Allan Pont, M.D.  
Team Physician



Elliott Schwartz, M.D.  
Internal Medicine



Jon Dickinson, M.D.  
Team Orthopedist




Will Workman, M.D.  
Team Orthopedist

## ADDITIONAL CLUBHOUSE STAFF



Cliff Clavin  
Clubhouse Assistant



William Angel  
Clubhouse Assistant



Adam Rhoden  
Video Coordinator



Matt Weiss  
Umpire/Clubhouse  
Assistant



Casey Chavez  
Bullpen Catcher



*Mark Ellis has the second best fielding percentage by a second baseman in Major League history with a mark of .990.*



**2011 ATHLETICS**



**MANAGER**

Robert Peter Geren

Named as A's bullpen coach, November 13, 2002

Named as A's manager, November 17, 2006

**Birthdate:** September 22, 1961**Birthplace/Resides:** San Diego, California / Danville, California**Contract Status:** Signed through 2011

Bob Geren has compiled a 307-340 (.474) record in four seasons as manager of the Oakland A's. He was named the 28th manager in franchise history and the 17th in Oakland history on Nov. 17, 2006.

Geren guided Oakland to an 81-81 record and second-place finish in the American League West in 2010 after posting losing seasons in each of his first three years at the helm. He was also named to the coaching staff for the American League All-Star team last year. The A's used the disabled list 23 times in 2010, which was second most in Oakland history, and the 23 players combined to miss an Oakland record 1,397 games. After employing an Oakland-record 54 players and tying the club record by using the disabled list 22 times in 2007 en route to a 76-86 record, the A's utilized 51 players in 2008 and set a new Oakland record by using the DL 25 times while finishing 75-86. The A's utilized 51 players again in 2009 and used the DL 17 times in a 75-87 season. Oakland has now used the DL 87 times during Geren's four seasons as manager – a total surpassed only by the Texas Rangers (98) – and has employed 129 different players.

Geren has been a member of the A's coaching staff for the last eight seasons, serving as the club's bench coach in 2006 after spending the previous three seasons as bullpen coach. He joined the A's organization in 1999 as manager of Single-A Modesto and spent the next three seasons (2000-02) at the

**ATHLETICS MANAGERS**

<b>Manager</b>	<b>Years</b>	<b>W</b>	<b>L</b>	<b>Pct.</b>	<b>Notes</b>
Connie Mack	1901-50	3627	3891	.482	9 AL Pennants, 5 World Championships
Jimmie Dykes	1951-53	208	254	.450	
Eddie Joost	1954	51	103	.331	
Lou Boudreau	1955-57	151	260	.367	
Harry Craft	1957-59	162	196	.453	
Bob Elliot	1960	58	96	.377	
Joe Gordon	1961	26	33	.441	
Hank Bauer	1961-62, 69	187	226	.453	
Ed Lopat	1963-64	90	124	.421	
Mel McGaha	1964-65	45	91	.331	
Haywood Sullivan	1965	54	82	.397	
Alvin Dark	1966-67, 74-75	314	291	.519	2 AL West Titles, 1 AL Pennant, 1 World Championship
Luke Appling	1967	10	30	.250	
Bob Kennedy	1968	82	80	.506	
John McNamara	1969-70	97	78	.554	
Dick Williams	1971-73	288	190	.603	3 AL West Titles, 2 AL Pennants, 2 World Championships
Chuck Tanner	1976	87	74	.540	
Jack McKeon	1977,78	71	105	.403	Started 1977 season, finished 1978
Bobby Winkles	1977-78	61	86	.415	Finished 1977 season, started 1978
Jim Marshall	1979	54	108	.333	
Billy Martin	1980-82	215	218	.497	1 AL West Title
Steve Boros	1983-84	94	112	.456	
Jackie Moore	1984-86	163	190	.462	
Jeff Newman	1986	2	8	.200	Interim Manager
Tony La Russa	1986-1995	798	673	.542	4 AL West Titles, 3 AL Pennants, 1 World Championship
Art Howe	1996-2002	600	533	.530	2 AL West Titles, 1 AL Wild Card
Ken Macha	2003-2006	368	280	.568	2 AL West Titles
<b>Bob Geren</b>	<b>2007-Present</b>	<b>307</b>	<b>340</b>	<b>.474</b>	

helm of the Triple-A Sacramento River Cats. He also managed in the Boston Red Sox farm system for three seasons, guiding Utica of the New York-Penn League in 1995, the Red Sox Gulf Coast League team in 1996 and Sarasota of the Florida State League in 1998. His seven-year managerial record on the minor league level is 452-390, including a 319-253 record in the A's system.

He gained further managerial experience in the 2005 off-season, leading Escocido in the Dominican Winter League.

Geren was named the California League's Manager of the Year in 1999 after his Modesto club finished 88-52 and won both halves in the Northern Division of the California League. He then led Triple-A Sacramento to consecutive first place finishes in the Southern Division of the Pacific Coast League, as the River Cats posted a 90-54 record in 2000 and 75-69 mark in 2001.

A former catcher, Geren's professional playing career spanned 15 seasons, including five years in the major leagues with the New York Yankees and San Diego Padres. Originally a first round pick of the Padres in 1979, Geren was traded to the St. Louis organization prior to making his major league debut with the Yankees in 1988. He played four seasons with New York from 1988-91 and enjoyed his best season in 1989 when he batted .288 and hit a career high nine home runs. After spending the 1992 season in Boston's minor league system, Geren finished his playing career with San Diego in 1993. He owns a .233 career batting average in 307 Major League games.

A native of San Diego, Geren attended Clairemont High School. Bob and his wife, Pam, reside in Danville with their sons, Brett and Bobby. Bobby was drafted by the A's in the 36th round of the 2010 First-Year Player draft but did not sign and now attends Princeton University.

### MANAGERIAL RECORD

Year	Club	League	Class	W-L	Pos.
1995	Utica	New York-Penn	Rookie	33-40	5th / Pickney
1996	GCL Red Sox	Gulf Coast	Rookie	24-36	4th / Western
1998	Sarasota	Florida State	Single-A	76-61	3rd / Western
1999	Modesto	California	Single-A	88-52	1st / North
2000	Sacramento	Pacific Coast	Triple-A	90-54	1st / Southern
2001	Sacramento	Pacific Coast	Triple-A	75-69	1st / Southern
2002	Sacramento	Pacific Coast	Triple-A	66-78	3rd / Southern
2007	OAKLAND	American	Majors	76-86	3rd / West
2008	OAKLAND	American	Majors	75-86	3rd / West
2009	OAKLAND	American	Majors	75-87	4th / West
2010	OAKLAND	American	Majors	81-81	2nd / West
<b>Major League Totals</b>				<b>307-340</b>	
<b>Minor League Totals</b>				<b>452-390</b>	

### MAJOR LEAGUE RECORD

	AVG.	G	AB	R	H	2B	3B	HR	RBI
TOTALS	.233	307	765	62	178	21	1	22	76

## MIKE GALLEGO

# 11

### THIRD BASE COACH

Michael Anthony Gallego

Named A's third base coach, October 22, 2008

**Birthdate:** October 31, 1960

**Birthplace/Resides:** Whittier, California / Phoenix, Arizona



Mike Gallego completed his second season as the A's third base coach in 2010, but it was his 14th season in the Oakland organization, which includes 12 years as a player.

Gallego joined the A's from the Colorado Rockies organization, where he spent nine seasons, including four as third base and infield coach on Clint Hurdle's major league staff, including a storybook 2007 season when they won the National League Pennant. Under his tutelage, the Rockies set a major

## Coaches, continued

league record for fielding percentage with a mark of .98925 in 2007. Shortstop Troy Tulowitzki led major league shortstops with a .987 fielding percentage that year and Todd Helton topped all National League first basemen with a .999 fielding percentage. Gallego joined the Rockies organization as a roving infield coordinator in 2000, a position he held until joining the major league coaching staff May 1, 2002. He returned to his minor league duties in 2003-04, before rejoining the major league staff in 2005. Gallego began his coaching career as Boston's minor league infield instructor in 1999.

Gallego's professional career began when the A's drafted him in the second round of the 1981 June draft out of UCLA. He made his major league debut with Oakland in 1985 and spent 13 seasons in the majors with Oakland (1985-91, 95), the New York Yankees (1992-94) and St. Louis Cardinals (1996-97). He is a .239 career hitter with 42 home runs and 282 RBI in 1111 games, including .232 in 772 games with the A's. A valuable utility infielder, he played in three straight postseasons with Oakland from 1988-90 and was a member of the 1989 World Champion A's. In 1993, he won the Good Guy Award from the New York Press Photographer's Association and New York Baseball Writers after enjoying his best season, batting .283 with 10 home runs and 54 RBI.

A native of Whittier, Calif., Gallego graduated from St. Paul High School (Santa Fe Springs, Calif.) and attended UCLA for three years before being drafted by the A's. He and his wife, Caryn, have twin sons, Nicholas and Joseph (12/29/88) and a daughter, Allison (12/12/90), and reside in Phoenix, Ariz.

### MAJOR LEAGUE RECORD

	AVG.	G	AB	R	H	2B	3B	HR	RBI
TOTALS	.239	1111	2931	374	700	111	12	42	282

## GERALD PERRY

39


### HITTING COACH

Gerald June Perry

Named A's hitting coach, October 20, 2010

**Birthdate:** October 30, 1960

**Birthplace/Resides:** Savannah, Georgia / Marietta, Georgia



Gerald Perry returns to Oakland in 2011 as the club's new hitting coach, a position he previously held with the A's in 2006.

Perry, hitting coach for Boston's Triple-A affiliate in Pawtucket last season, began his major league coaching career in Seattle under Manager Lou Piniella in 2000. During his three seasons there, the Mariners reeled off a 300-186 record (.617), including a 116-win playoff season in 2001 that set an American League record and tied the Major League mark (1906 Chicago Cubs) for most victories in a season. Perry, who enters his 28th season in professional baseball this spring, has also served as hitting coach with Pittsburgh (2003-05), Oakland and the Cubs (2007-09).

During the 10 major league seasons as a hitting coach, his teams have advanced to the playoffs five times, including Mariners teams that played in the ALCS Series in 2000 and 2001, and the 2006 A's club that also appeared in the ALCS.

In his second stint as hitting coach with Piniella, his 2008 Cubs ranked second in the National League in batting average (.278) and paced the NL in runs scored (855). The average was the franchise's highest mark in 71 years. That 2008 Chicago club also finished first in the National League and second in the majors with 636 walks. It marked the fifth time in which Perry helped an offense rank first or second in the league in walks (also 2000-02 with Seattle and 2006 with Oakland).

During his three-year stay in Seattle, the Mariners led the majors in on-base percentage (.357) and walks (2018), and paced the American League in batting average (.278) and runs scored (2648).

Besides last season, Perry previously spent three years in the Boston organization as a minor league hitting coach with Single-A Michigan (1997) and Triple-A Pawtucket (1998), and was the club's minor league hitting coordinator in 1999.

Originally an 11th round selection by Atlanta in the 1978 Draft, Perry played parts of 13 major league seasons with the Braves (1983-89), Kansas City Royals (1990) and St. Louis Cardinals (1991-95). A .265 lifetime hitter with 59 home runs and 396 RBI in 1,193 games, the Savannah, Ga. native was named to the National League All-Star Team in 1988 when he batted .300 with 29 doubles, eight homers, 74 RBI and 29 stolen bases for the Braves. The previous season, 1987, he set an Atlanta record with 42 stolen bases, the most by a full-time Major League first baseman since Rod Carew swiped 49 with Minnesota in 1976. When he finished his career in St. Louis, he left as the Cardinals' all-time leader in pinch hits (70).

Perry is a 1978 graduate of H.E. McCracken High School in Buffton, S.C. He and his wife, Tara, have three children, Portia, Falon and Gerald Jr.

### MAJOR LEAGUE RECORD

	AVG.	G	AB	R	H	2B	3B	HR	RBI
TOTALS	.265	1193	3144	383	832	150	11	59	396

## RICK RODRIGUEZ

# 41

### BULLPEN COACH

Ricardo Rodriguez

Named A's bullpen coach, November 12, 2010

**Birthdate:** September 21, 1960

**Birthplace/Resides:** Oakland, California / Folsom, California



Rick Rodriguez begins his first season on the A's coaching staff as bullpen coach but it is his 27th year in the Athletics organization. His tenure includes seven seasons as a player and 19 as a minor league coach.

Rodriguez has spent 10 of the previous 11 seasons (2000-02, 04-10) as the pitching coach at Triple-A Sacramento. The one exception was in 2003 when he managed the A's Single-A affiliate at Modesto to a 74-66 record and postseason appearance. Rodriguez' first coaching assignment came in 1992 with the A's affiliate at Scottsdale in the Arizona Rookie League. He spent the next two seasons with Southern Oregon of the Northwest League and also coached five seasons at Modesto from 1995-99.

Rodriguez was originally selected by Oakland in the second round of the 1981 June draft and spent seven seasons with the A's organization, including two in the majors with Oakland. He went 1-2 with a 6.61 ERA in three starts in 1986 and 1-0 with a 2.96 ERA in 15 relief appearances in 1987. Rodriguez also pitched for Cleveland (1988) and San Francisco (1990) in his big league career and compiled a 3-4 record and 5.73 ERA in 31 games, including eight starts. His playing career concluded in 1991 when he made three appearances for Triple-A Phoenix in the Giants' farm system.

An East Bay native, Rodriguez was born in Oakland and graduated from Castro Valley High School in 1978. He attended Chabot Junior College in Hayward and the University of California, Riverside.


Rodriguez currently resides in Folsom, Calif.

### MAJOR LEAGUE RECORD

	W	L	ERA	G	IP	H	R	ER	BB	SO
TOTALS	3	4	5.73	31	77.0	97	51	49	41	22

## RON ROMANICK

37



### PITCHING COACH

Ronald James Romanick

Named A's bullpen coach, October 16, 2007

Named A's pitching coach, November 1, 2010

**Birthdate:** November 6, 1960

**Birthplace/Resides:** Burley, Idaho / Fountain Hills, Arizona

Ron Romanick begins his first season as the A's pitching coach in 2011 after spending three seasons on the A's major league coaching staff as bullpen coach.

Romanick joined the A's coaching staff in 2008 and assisted former pitching coach Curt Young in developing one of the best young pitching staffs in baseball over the past three seasons. During that three-year period, the A's have posted the best earned run average (3.95) and fewest home runs (444) in the American League, and ranked second in the AL in both shutouts (34) and lowest opponents' batting average (.254).

Romanick joined the Oakland organization in 1999 as the A's minor league roving pitching instructor and spent nine seasons in that role. He also served as a pitching coordinator in the Seattle Mariners organization for seven seasons (1992-98).

Romanick's major league career spanned three seasons (1984-86) with the California Angels, compiling a career record of 31-29 and a 4.24 ERA in 82 appearances, all starts. He made 33 starts for the Angels as a rookie in 1984 and posted a 12-12 record and a 3.76 ERA. Romanick followed up his rookie season with a 14-9 showing in 1985. After going 5-8 in 1986, he was traded to the New York Yankees organization and spent the 1987 season with Triple-A Columbus. He retired in 1988 after spending one year in the Milwaukee farm system.

Romanick pitched at Arizona State before being drafted by the Angels in the first round of the Secondary Phase of the 1981 January Draft.

A native of Bellevue, Wash., Ron makes his off-season home in Fountain Hills, Ariz.

### MAJOR LEAGUE RECORD

	W	L	ERA	G	IP	H	R	ER	BB	SO
TOTALS	31	29	4.24	82	531.0	574	276	250	167	189

## JOEL SKINNER

38



### BENCH COACH

Joel Patrick Skinner

Named A's bench coach, October 20, 2010

**Birthdate:** February 21, 1961

**Birthplace/Resides:** La Jolla, California / La Jolla, California

Joel Skinner, who previously served nine seasons (2001-09) on the Cleveland Indians' coaching staff, begins his first season as the A's bench coach in 2011.

Skinner, who managed Cleveland's Double-A affiliate Akron to a 71-71 record last season, served on the Indians' major league staff for nine years, including the 2001 and 2007 clubs that advanced to the postseason. The La Jolla, Calif. native was named third base coach in 2001 and held that position for parts of eight seasons (2001-05, 2007-09). He was named interim manager of the Indians midway through the 2002 season, posting a 35-41 record after replacing Charlie Manuel. Skinner also served as bench coach for Cleveland during the 2006 campaign.

Son of former major league outfielder Bob Skinner, who played 12 seasons with Pittsburgh, Cincinnati and St. Louis, Skinner played 15 seasons in professional baseball prior to his coaching career, including nine years on the big-league level with the Chicago White Sox (1983-86), New York Yankees (1986-88) and Indians (1989-91). He registered a .228 batting average with 17 home runs and 136 RBI in 564 career games.

He was the youngest (41) manager in the majors the second half of the 2002 season, as he and his father (Phillies, 1968-69; Padres, 1977) became only the second father/son managerial tandem in Major League Baseball history. The elder Skinner played in three All-Star Games and was a member of the 1960 World Series championship Pirates team.

He logged seven seasons as a minor league manager, including three years in Akron (1998-99, 2010), and has notched a career winning percentage of .562 (519-404). Skinner guided five of his minor teams to the playoffs, earning Minor League Manager of the Year awards from *Baseball America* and *The Sporting News* after guiding Triple-A Buffalo to the International League championship in 2000. He also served as a coach on Team USA at the 2000 Futures Game. In 1998, he was named *USA Today Baseball Weekly's* "Manager of the Year" with Akron, and earned additional "Manager of the Year" honors in 1997 while at Kinston (Carolina League) and in 1995 with Watertown (New York-Penn League) after leading the Indians' Single-A teams to league titles. He spent the 1994 season as a roving catching instructor after retiring during the season.

Skinner was originally selected by the Pittsburgh Pirates in the 36th round of the 1979 Draft and was later picked by the Chicago White Sox in the 1982 Compensation Draft. The former catcher spent the last three seasons of his playing career (1992-94) battling back from right shoulder surgery after the 1991 season.

The La Jolla, Calif. native played baseball and water polo at Mission Bay (Calif.) High School. He and his wife, Jennifer, have three daughters, Kate, Erin and Tara, and one son, Cameron.


### MAJOR LEAGUE RECORD

	AVG.	G	AB	R	H	2B	3B	HR	RBI
TOTALS	.228	564	1441	119	329	62	3	17	136

### A'S RECENT COACHING ASSIGNMENTS

Year	Bench	Pitching	Hitting	Third Base	First Base	Bullpen
2010	Tye Waller	Curt Young	Jim Skaalen	Mike Gallego	Todd Steverson	Ron Romanick
2009	Tye Waller	Curt Young	Jim Skaalen	Mike Gallego	Todd Steverson	Ron Romanick
2008	Don Wakamatsu	Curt Young	Ty Van Burkleo	DeFrancesco/Waller	Waller/DeFrancesco	Ron Romanick
2007	Bob Schaefer	Curt Young	Ty Van Burkelo	Rene Lachemann	Tye Waller	Brad Fischer
2006	Bob Geren	Curt Young	Gerald Perry	Ron Washington	Rene Lachemann	Brad Fischer
2005	Rene Lachemann	Curt Young	Dave Hudgens	Ron Washington	Brad Fischer	Bob Geren
2004	Chris Speier	Curt Young	Dave Hudgens	Ron Washington	Brad Fischer	Bob Geren
2003	Terry Francona	Rick Peterson	Bosley/Hudgens	Ron Washington	Brad Fischer	Bob Geren
2002	Ken Macha	Rick Peterson	Thad Bosley	Ron Washington	Mike Quade	Brad Fischer
2001	Ken Macha	Rick Peterson	Thad Bosley	Ron Washington	Mike Quade	Brad Fischer
2000	Ken Macha	Rick Peterson	Thad Bosley	Ron Washington	Mike Quade	Brad Fischer
1999	Ken Macha	Rick Peterson	Dave Hudgens	Ron Washington	Thad Bosley	Brad Fischer
1998	Duffy Dyer	Bob Cluck	Denny Walling	Ron Washington	Gary Jones	Brad Fischer
1997	Duffy Dyer	Bob Cluck	Denny Walling	Ron Washington	Brad Fischer	Bob Alejo
1996	—	Bob Cluck	Denny Walling	Duffy Dyer	Ron Washington	Brad Fischer
1995	*Carney Lansford	Dave Duncan	Jim Lefebvre	Tommie Reynolds	Dave McKay	Art Kusnyer
1994	*Carney Lansford	Dave Duncan	Jim Lefebvre	Tommie Reynolds	Dave McKay	Art Kusnyer
1993	—	Dave Duncan	Greg Luzinski	Tommie Reynolds	Dave McKay	Art Kusnyer
1992	Tommie Reynolds	Dave Duncan	Doug Rader	Rene Lachemann	Dave McKay	Art Kusnyer
1991	Tommie Reynolds	Dave Duncan	Rick Burleson	Rene Lachemann	Dave McKay	Art Kusnyer
1990	Tommie Reynolds	Dave Duncan	Merv Rettenmund	Rene Lachemann	Dave McKay	Art Kusnyer
1989	Tommie Reynolds	Dave Duncan	Merv Rettenmund	Rene Lachemann	Dave McKay	Art Kusnyer

\*Lansford was infield coach



## FIRST BASE COACH

Elliott Tyrone Waller

Named A's first base coach, December 21, 2006

Named A's bench coach, December 22, 2008

Named A's first base coach, October 20, 2010

**Birthdate:** March 14, 1957

**Birthplace/Resides:** Fresno, California / San Diego, California

Tye Waller returns to the first base coaching box in 2011 after spending the previous two seasons as bench coach. He was the A's first base coach in 2007 and split his duties between first base and third base in 2008. The 2010 season was Waller's fourth on the A's coaching staff and his sixth on a major league staff, as he was San Diego's bullpen coach in 1995 and first base coach in 2006.

Waller spent 19 years in the Padres organization, beginning in 1988 as a coach with the Padres rookie-level club in Spokane, Wash. He then served as the club's minor league outfield and base running instructor from 1989-93 before taking over the managerial duties at Spokane for the 1994 season. Following his one-year stint on the major league staff in 1995, Waller served as San Diego's coordinator of minor league instruction from 1997-99 and as director of player development from 2000-05.

Selected by the St. Louis Cardinals in the fourth round of the 1977 First-Year Player Draft, Waller played 11 seasons professionally, including parts of four seasons in the majors. In his first season of professional ball, he batted .320 for Calgary and led the Pioneer League in hits, runs and RBI on his way to league MVP honors. He made his major league debut with the Cardinals in 1980 and appeared in five games for the Redbirds. He was traded to the Chicago Cubs in the off-season to complete a deal that sent Leon Durham and Ken Reitz to the Cubs for Bruce Sutter. He appeared in 30 games for the Cubs in 1981 and finished the season batting .268 with three home runs and 13 RBI. Waller was traded to the White Sox in December of 1982 and signed a free agent contract with the Astros in 1983. He appeared in 11 games for the Astros in 1987, his last season of professional ball.

A native of Fresno, Calif., Waller graduated from Hoover High School and attended San Diego City College for two years. Tye makes his off-season home in San Diego with his wife, Cynthia. The couple has four children—Elliott and triplets Todd, Terrence and Tiffany.

## MAJOR LEAGUE RECORD

	AVG.	G	AB	R	H	2B	3B	HR	RBI
TOTALS	.236	63	110	18	26	3	1	3	14

## A'S BIRTHDAY CALENDAR

### February

1 Brett Anderson	23
15 Fautino De Los Santos	25
17 Josh Willingham	32
20 Ryan Sweeney	26
21 Joel Skinner	50

### March

1 Trevor Cahill	23
14 Tye Waller	54
19 Landon Powell	29

### April

22 Tyson Ross	24
---------------	----

### May

7 Conor Jackson	29
20 Adam Rosales	28

22 Eric Sogard	25
31 Andrew Bailey	27

### June

6 Mark Ellis	34
6 Trystan Magnuson	26
12 Hideki Matsui	37
15 Cliff Pennington	27

### July

7 Brandon McCarthy	28
25 Kevin Kouzmanoff	30

### August

8 Craig Breslow	31
9 Brian Fuentes	36
13 Dallas Braden	28
16 Daric Barton	26

### September

6 Jerry Blevins	28
14 Josh Outman	27
19 Joey Devine	28
19 Gio Gonzalez	26
21 Rick Rodriguez	51
22 Bob Geren	50
26 Sean Doolittle	25

### October

4 Kurt Suzuki	28
10 Brad Ziegler	32
10 Adrian Cardenas	24
28 Bobby Cramer	32
30 Gerald Perry	51
31 Mike Gallego	51

### November

1 Coco Crisp	32
6 Ron Romanick	51
14 Guillermo Moscoso	28
23 Pedro Figueroa	26
30 Rich Harden	30

### December

8 Josh Donaldson	26
15 Michael Wuertz	33
18 Chris Carter	25
19 Michael Taylor	26
20 David DeJesus	32
30 Grant Balfour	34

**LEFT-HANDED PITCHER****Height/Weight:** 6-4 / 233**Bats/Throws:** Left / Left**Birthdate:** February 1, 1988**Opening Day Age:** 23**Birthplace/Resides:** Midland, Texas / Stillwater, Oklahoma**Major League Service:** 2 years**Obtained:** Acquired from the Arizona Diamondbacks with pitchers Dana Eveland and Greg Smith, infielder Chris Carter and outfielders Aaron Cunningham and Carlos Gonzalez for pitchers Dan Haren and Connor Robertson, December 14, 2007**Contract Status:** Second year of a four-year contract through 2013 with club options for 2014 and 2015.**CAREER HIGHLIGHTS**

Was one of six players acquired from the Arizona Diamondbacks in the Dan Haren trade following the 2007 season and made his Major League debut with the A's in 2009 at the age of 21...has 18 career wins, which are third most in Oakland history by a pitcher before his 23rd birthday (Vida Blue 30, Trevor Cahill 28)...set an Oakland rookie record and led ML rookies with 150 strikeouts in 2009...was named American League Rookie of the Month in September, 2009...pitched in the 2008 All-Star Futures Game and for Team USA in the Summer Olympics in Beijing, China...was tabbed as the A's number one prospect by *Baseball America* following the 2008 season...was originally drafted by Arizona in the 2nd round of the 2006 draft but did not sign until September...made his professional debut in 2007 and ranked third in the Diamondbacks farm system in wins and ERA.

**2010 HIGHLIGHTS**

Lowered his ERA by more than a run from his rookie campaign of 2009 but two stints on the disabled list with elbow problems limited him to just 19 starts in 2010...was 7-6 with a 2.80 ERA after going 11-11 with a 4.06 ERA in his first season...tossed 112.1 innings and did not qualify for the league leaders... however, based on a minimum of 100 innings pitched, he ranked fifth in the American League in ERA... also ranked fourth in fewest home runs per nine innings (0.48), fifth in fewest walks per nine innings (1.76) and lowest run support (3.53), eighth in strikeout to walk ratio (3.41) and ninth in opponents slugging percentage (.353)...is now 15-10 with a 2.88 ERA in 36 starts since June 29, 2009...his ERA is second lowest among AL pitchers with 200 or more innings pitched over that span (Hernandez, SEA 2.33) and sixth lowest in the majors...opponents batted .257, which included .243 (80 for 329) by right-handed hitters and .299 (32 for 107) by left-handers...his career splits are .246 (203 for 826) against righties and .308 (89 for 289) against lefties...allowed all six of his home runs to righties...five came at home, five were hit in night games and five were with the bases empty...his opponents batting average dropped to .225 with runners in scoring position after yielding a .314 average with RISP in 2009... however, the opposition hit .315 when leading off an inning...received run support of one run or fewer in eight of his 19 starts and was 0-5 in those games...had a 7-1 record in his 11 starts with support of two runs or more...is now 0-14 in 20 career starts with zero or one run of support and 18-3 in 29 starts with at least two runs of support...tied for eighth in the AL with four pickoffs and now has eight in two seasons...the A's were 8-11 (.421) in his starting assignments and are 22-27 (.449) in his career...tossed six or more innings 14 times, allowed two runs or fewer 13 times and walked two batters or fewer in 18 of his starts.

**OAKLAND:** Did not allow a run in his first two starts of the season April 8 against Seattle and April 13 at Seattle to become the first starting pitcher in Oakland history (among pitchers who began the season with the A's) to start the season with two consecutive scoreless outings...the last Athletics pitcher to do it was Alex Kellner of the 1953 Philadelphia A's, who started the season with back-to-back complete game shutouts...was charged with the first wild pitch of his career in the game on the 13th, snapping a career-opening streak of 31 starts and 186.1 innings without a wild pitch...the streak of 31 consecutive starts without a wild pitch tied for sixth longest by a starter in Oakland history...agreed to terms April 16 on a four-year contract through the 2013 season with club options for 2014 and 2015...had his season-opening scoreless streak snapped at 14.0 innings in his third start, an 8-3 loss to Baltimore... that was the third longest season-opening streak by a starter in Oakland history and the longest since Matt Keough set the record with a 16.0 inning streak in 1980...was 1-1 with a 2.35 ERA in four starts before going on the 15-day disabled list April 27 retroactive to April 25 with left elbow inflammation



and a proximal medial forearm strain...it was his first career stint on the DL...made one rehab start with Triple-A Sacramento May 24 against Nashville and had a no decision in the River Cats' 8-3 win (3.0 ip, 6 h, 2 r, 2 er, 1 bb, 1 so, 1 hbp)...was reinstated from the DL May 29 and had a win and a 2.35 ERA in two starts before returning to the DL with left elbow inflammation June 4...made four more rehab stats, going 0-0 with a 3.00 ERA in two starts with the A's affiliate in the Arizona Rookie League and 1-0 with a 3.48 ERA in two starts with Sacramento, before he was reinstated July 30...went 5-5 with a 2.98 ERA in 13 starts following his return...yielded a career-high tying 10 hits in 5.1 innings in a 6-1 loss July 30 at Chicago but picked up the win in his next start Aug. 4 against Kansas City...then had a career-high tying four-game losing streak from Aug. 10 to Sept. 1...went 0-4 despite a 3.21 ERA over that five-start span, receiving no run support three times, including Aug. 27 at Texas when he left after 2.0 innings with a mild hyper extension of his right knee...the 2.0 innings pitched matched his career low (June 3, 2010 at Boston)...then finished the season with a career-high tying four-game winning streak, posting a 2.18 ERA and holding the opposition to a .233 batting average over his final six starts...walked a season-high three batters Sept. 11 against Boston, snapping a 22-start streak dating back to Aug. 19, 2009 where he walked two batters or fewer...that was the second longest streak by a starting pitcher in Oakland history, falling four short of the record of 26 by Gil Heredia (April 10-Aug. 28, 1999)...went 3-1 with a 2.23 ERA and .237 opponents batting average in six starts in September...is now 7-1 with a 2.25 ERA (16 er in 64.0 ip) in 10 career starts in September and is 11-16 with a 3.94 ERA (98 er in 223.2 ip) in 39 starts the rest of the season.

## CAREER

**2009**—Was one of two 21-year olds to spend the season in the A's starting rotation...set an Oakland rookie record with 150 strikeouts...led the A's pitching staff in strikeouts and wins (11) and finished second in starts (30)...compiled an 11-11 record and 4.06 ERA...led all Major League rookies in strikeouts...tied for third among American League rookies in games started, ranked fourth in innings pitched (175.1) and tied for fourth in wins...his strikeouts broke the previous Oakland rookie record of 141 set by Rick Langford in 1977...fell one short of the Oakland rookie record for wins...became the eighth Oakland rookie to make 30 or more starts...is one of four 21-year olds in Oakland history to win 10 or more games and his 30 starts tied for fifth most in Athletics history by a pitcher under the age of 22...was 3-7 with a 5.74 ERA, .304 opponents batting average and 13 home runs allowed over his first 13 starts...then went 8-4 with a 2.96 ERA, .237 opponents batting average and seven home runs over his final 17 starts, beginning June 29...his ERA from June 29 through the end of the season was fourth best in the AL...was charged with 15 unearned runs, which tied for the most in the AL...also ranked tied for fifth in grounded into double plays (24), tied for seventh in shutouts (1) and pickoffs (4), eighth in walks per nine innings (2.31) and strikeout to walk ratio (3.33), and 10<sup>th</sup> in strikeouts per nine innings (7.70)...received run support of one run or less in 12 of his 30 starts and his season run support of 4.62 was eighth lowest in the AL...was 11-2 in 18 starts with run support of two more...did not have a wild pitch and his 175.1 innings were the most in the majors among pitchers with no wild pitches...they were third most in Oakland history...allowed a .265 opponents batting average, which included a .247 mark against right-handed hitters and .313 against left-handers...yielded a .314 average with runners in scoring position, which was fifth highest in the AL...however, that marked dropped to .239 from June 29 through the end of the season...compiled a 7-4 record and 3.14 ERA in 17 starts on five or more days rest and was 4-7 with a 5.19 ERA in 13 starts on four days rest...did not commit an error in 29 total chances, all assists...since 1954, the only other pitchers to make at least 30 starts in a season without recording a putout are Randy Johnson (SEA, 1991) and Bob Veale (PIT, 1970)...tied for the lead among AL pitchers in double plays (5) and tied for fourth in assists...the A's were 14-16 (.467) in his starting assignments...tossed six or more innings 16 times, allowed two runs or fewer 11 times and walked two batters or fewer 25 times...was ranked number 7 on *Baseball America's* Top 100 Prospects lists entering the season...made the A's Opening Day roster at the age of 21 years and 64 days, making him the seventh youngest player on an Opening Day roster in Oakland history...was the losing pitcher in his Major League debut, a 5-4 A's loss to Seattle April 10...at the age of 21 years, 68 days, he became the seventh youngest pitcher in Oakland history to start in his debut...allowed five runs in 6.0 innings, with all five runs coming in the second inning...left his starts April 28 at Texas and May 4 against Los Angeles with a blister on his finger...went 0-4 over his first six starts, all A's losses...the only longer career-opening streak of consecutive starts in team losses in Oakland history was by Mike Morgan, who went 0-9 over his first nine career starts from June 11, 1978 to July 24, 1979...was 0-4 with a 6.03 ERA over the first six starts of his career before recording his first Major League win May 20 at Tampa Bay...yielded four runs on four hits and no walks in 6.0 innings in a 7-6 A's win...at the age of 21 years, 108 days, he became the

sixth youngest pitcher in Oakland history to record his first ML win...tossed a complete game two-hit shutout in the A's 6-0 win at Boston July 6 (2 bb, 9 so)...at the age of 21 years, 155 days he became the fifth youngest pitcher in Oakland history to toss a shutout and the youngest since Mike Norris July 4, 1976 against Kansas City...did not allow a run over his next two starts, including July 19 against Los Angeles when he retired each of the first 20 batters he faced before Bobby Abreu singled with two outs in the seventh inning to break up the perfect game...became the second rookie in Oakland history to take a perfect game into the seventh inning (Mike Norris, June 28, 1976)...had a career-high 23.0-inning scoreless streak from July 6 to 24, which was the fourth longest scoreless streak by a rookie in Oakland history...finished July with a 2-1 record, 1.87 ERA and .168 opponents batting average in five starts...then went 1-2 with a 4.66 ERA in six starts in August...was named American League Rookie of the Month for September after going 4-0 with a 2.28 ERA in four starts...struck out a career-high 10 batters and tossed 6.0 shutout innings in a 2-1 win over Cleveland Sept. 18...lost his final start of the season Oct. 1 at Seattle, snapping his winning streak at a career-high four games.

**2008**—Combined for an 11-5 record and a 3.69 ERA in 20 games, 19 starts, with Single-A Stockton and Double-A Midland in his first season in the A's organization...also pitched for the United States team in the All-Star Futures Game at Yankee Stadium July 13 (1.0 ip, 1 h, 1 bb) and for Team USA in the Summer Olympics in Beijing, China...was 1-0 with a 4.97 ERA (12.2 ip, 13 h, 8 r, 7 er, 3 bb, 10 so, 2 hr) in two starts during the Olympics...was rated as the A's number one prospect and the fourth best prospect in the California League by *Baseball America* following the season...was also tabbed as having the Best Slider and Best Control in the magazine's Best Tools survey for A's prospects...with Stockton and Midland, he allowed a .237 opponents batting average, which included a .234 mark by right-handed hitters and .245 by left-handers...opponents hit .235 with runners in scoring position...struck out 118 and walked just 27, a strikeout to walk ratio of 4.4 to 1...averaged 10.1 strikeouts per nine innings...allowed eight home runs, six of which were solo shots...began the year at Stockton and was 9-4 with a 4.14 ERA in 14 games, 13 starts...tied for the team lead in wins despite spending just three months with the Ports...did not allow a run in four of his first six starts to start the season 5-1 with a 2.43 ERA...went 4-0 with a 1.82 ERA over his final five games, four starts, with Stockton...was named California League Pitcher of the Week, June 9-15...won both of his starts and allowed just one run in 14.0 innings, while striking out 16...was promoted to Midland June 24 and was 2-1 with a 2.61 ERA in six starts with the RockHounds...struck out a season high 12 in 6.0 innings in his first Double-A start June 26 at Arkansas...then tossed 3.2 shutout innings July 7 against Springfield and 1.1 scoreless, hitless innings July 11 at San Antonio before going to New York for the Futures Game July 13...returned to Midland and went 1-1 with a 1.93 ERA in two starts July 18 and 23 before joining Team USA for the Olympics...had a no decision Aug. 16 in a 5-4 win over Canada (5.2 ip, 9 h, 4 r, 3 er, 4 so)...then started and won in the Bronze Medal game Aug. 23 against Japan, an 8-4 win (7.0 ip, 4 h, 4 r, 4 er, 3 bb, 6 so)...made one final start for Midland Aug. 28, a no decision in a 6-4 win over San Antonio.

**2007**—Was Arizona's second round pick in 2006 but did not sign until Sept. 1, 2006...made his professional debut in 2007 and was a combined 11-7 with a 3.07 ERA in 23 games, all starts, with Single-A South Bend and Single-A Visalia...ranked third in the Diamondbacks farm system in wins and ERA...allowed a .270 opponents batting average, including .215 by left-handed hitters and .283 by right-handers...that mark dropped to .171 with runners in scoring position...struck out 125 in 120.1 innings, an average of 9.3 per nine innings...walked just 21 for a strikeout to walk ratio of 5.95 to 1...only one of those walks was issued to a left-handed hitter...walked two batters or fewer in all but one of his 23 starts...was 8-4 with a 2.21 ERA in 14 starts at South Bend and was a *Baseball America* Low Class A All-Star...was also named the number three prospect in the Midwest League by the magazine...tied for the Silver Hawks team lead in wins despite being promoted to Visalia June 21...compiled a 1.84 ERA in five starts in April, but was just 3-2...had a season best five-game winning streak over a seven-start stretch from May 10 to June 11 (1.67 ERA)...was 3-3 with a 4.85 ERA in nine starts with Visalia...made one postseason start for the Oaks and took the loss (4.0 ip, 3 h, 1 r, 1 er, 1 bb, 4 so, 2.25 ERA)...was traded to the A's on December 14 and was named Oakland's third best prospect by *Baseball America*.

## PERSONAL/MISCELLANEOUS

Brett F. Anderson was originally signed by Diamondbacks scout Joe Robinson...graduated from Stillwater (OK) High School...was a *Baseball America* 1st Team High School All-America selection in 2006 after going 9-0 with two saves and a 0.37 ERA in 12 games as a senior...struck out 102 and walked just nine in 57 innings...his father, Frank, is the head baseball coach at Oklahoma State University...

was part of the A's 2010 Holiday Caravan, which featured many public appearances around the Bay Area, including autograph sessions at a holiday party for Oakland elementary school children and an after school mentoring program, hosting a holiday shopping event for children from the Salvation Army Garden Center Shelter, and visiting a local adolescent substance abuse treatment center.

### LIFETIME PITCHING RECORD

Year	Club	W	L	ERA	G	GS	CG	SHO	SV	IP	H	R	ER	HR	HB	BB	IBB	SO	WP	BK
2007	South Bend	8	4	2.21	14	14	0	0	0	81.1	76	26	20	3	2	10	0	85	6	0
	Visalia	3	3	4.85	9	9	0	0	0	39.0	50	23	21	6	1	11	0	40	1	2
2008	Stockton	9	4	4.14	14	13	0	0	0	74.0	68	35	34	5	4	18	0	80	5	1
	Midland	2	1	2.61	6	6	0	0	0	31.0	27	10	9	3	1	9	0	38	0	1
2009	OAKLAND	11	11	4.06	30	30	1	1	0	175.1	180	94	79	20	3	45	1	150	0	1
	Sacramento	7	6	2.80	19	19	0	0	0	112.1	112	41	35	6	7	22	2	75	4	2
2010	Sacramento	1	0	4.05	3	3	0	0	0	13.1	19	6	6	0	1	3	0	12	0	0
	Arizona A's	0	0	3.00	2	2	0	0	0	6.0	11	2	2	0	1	0	0	6	0	0
<b>ML Totals</b>		<b>18</b>	<b>17</b>	<b>3.57</b>	<b>49</b>	<b>49</b>	<b>1</b>	<b>1</b>	<b>0</b>	<b>287.2</b>	<b>292</b>	<b>135</b>	<b>114</b>	<b>26</b>	<b>10</b>	<b>67</b>	<b>3</b>	<b>225</b>	<b>4</b>	<b>3</b>

### CAREER TRANSACTIONS

**2006** — Selected by the Arizona Diamondbacks organization in the 2nd round of the First-Year Player Draft. **2007** — Traded to the Oakland Athletics with pitchers Dana Eveland and Greg Smith, infielder Chris Carter and outfielders Aaron Cunningham and Carlos Gonzalez for pitchers Dan Haren and Connor Robertson, December 14. **2010** — On disabled list, April 25 to May 28; included rehabilitation assignment to Sacramento, May 24 to 28. On disabled list, June 4 to July 29; included rehabilitation assignments to Arizona A's, July 9 to 19, and Sacramento, July 20 to 29.

## VS. THE AMERICAN LEAGUE

2010		CAREER												
ERA	W	L	S	G	IP	ER	vs. TEAM	ERA	W	L	S	G	IP	ER
9.00	0	1	0	1	5.0	5	Baltimore	9.00	0	1	0	1	5.0	5
4.00	1	0	0	2	9.0	4	Boston	2.61	3	1	0	5	31.0	9
4.50	0	1	0	2	12.0	6	Chicago	4.88	1	1	0	4	24.0	13
1.50	0	0	0	1	6.0	1	Cleveland	0.75	1	0	0	2	12.0	1
0.00	1	0	0	1	5.2	0	Detroit	2.51	2	1	0	3	14.1	4
2.57	1	0	0	1	7.0	2	Kansas City	3.46	2	0	0	2	13.0	5
5.68	0	0	0	1	6.1	4	Los Angeles	4.68	0	2	0	4	25.0	13
1.35	1	0	0	1	6.2	1	Minnesota	3.72	2	1	0	3	19.1	8
1.50	0	1	0	1	6.0	1	New York	4.68	0	3	0	4	25.0	13
—	0	0	0	0	0.0	0	Oakland	—	0	0	0	0	0.0	0
0.80	3	1	0	5	33.2	3	Seattle	2.01	5	3	0	10	62.2	14
2.57	0	0	0	1	7.0	2	Tampa Bay	2.12	1	0	0	3	17.0	4
18.00	0	1	0	1	2.0	4	Texas	5.18	1	2	0	5	24.1	14
3.00	0	1	0	1	6.0	2	Toronto	3.00	0	1	0	1	6.0	2

## VS. THE NATIONAL LEAGUE

2010		CAREER												
ERA	W	L	S	G	IP	ER	vs. TEAM	ERA	W	L	S	G	IP	ER
—	0	0	0	0	0.0	0	San Diego	5.40	0	0	0	1	5.0	3
—	0	0	0	0	0.0	0	San Francisco	13.50	0	1	0	1	4.0	6

## MONTHLY BREAKDOWN

2010		CAREER												
ERA	W	L	S	G	IP	ER	by MONTH	ERA	W	L	S	G	IP	ER
2.35	1	1	0	4	23.0	6	April	3.69	1	3	0	8	46.1	19
0.00	1	0	0	1	5.2	0	May	5.16	3	3	0	6	29.2	17
9.00	0	0	0	1	2.0	2	June	5.28	2	2	0	6	29.0	17
8.44	0	1	0	1	5.1	5	July	2.77	2	2	0	6	39.0	12
3.41	1	3	0	5	29.0	11	August	4.12	2	5	0	11	67.2	31
2.23	3	1	0	6	40.1	10	September	2.25	7	1	0	10	64.0	16
1.29	1	0	0	1	7.0	1	October	1.50	1	1	0	2	12.0	2

## PITCHING BREAKDOWN

2010		CAREER												
ERA	W	L	S	G	IP	ER	by CATEGORY	ERA	W	L	S	G	IP	ER
2.47	4	2	0	9	58.1	16	Home	3.34	9	7	0	22	137.1	51
3.17	3	4	0	10	54.0	19	Road	3.77	9	10	0	27	150.1	63
2.68	3	1	0	7	40.1	12	Day	3.05	8	4	0	18	106.1	36
2.88	4	5	0	12	72.0	23	Night	3.87	10	13	0	31	181.1	78
2.35	2	1	0	6	30.2	8	Pre-ASG	4.04	7	8	0	22	118.0	53
2.98	5	5	0	13	81.2	27	Post-ASG	3.24	11	9	0	27	169.2	61
2.80	7	6	0	19	112.1	35	Starter	3.57	18	17	0	49	287.2	114
—	0	0	0	0	0.0	0	Reliever	—	0	0	0	0	0.0	0

## BALLPARK BREAKDOWN

	ERA	W	L	S	G	IP	ER
Angel Stadium	5.84	0	1	0	2	12.1	8
AT&T Park	13.50	0	1	0	1	4.0	6
Ballpark in Arlington	9.00	0	2	0	3	11.0	11
Comerica Park	3.00	1	1	0	2	9.0	3
Fenway Park	2.65	2	0	0	3	17.0	5
Kauffman Stadium	4.50	1	0	0	1	6.0	3
Metrodome	2.57	1	0	0	1	7.0	2
Oakland Coliseum	3.34	9	7	0	22	137.1	51
PETCO Park	5.40	0	0	0	1	5.0	3
Safeco Field	1.13	1	2	0	5	32.0	4
Target Field	1.35	1	0	0	1	6.2	1
Tropicana Field	1.80	1	0	0	2	10.0	2
U.S. Cellular Field	3.65	1	1	0	2	12.1	5
Yankee Stadium	5.00	0	2	0	3	18.0	10

## FIELDING STATISTICS

Pitcher	Year	Pct.	G	PO	A	E	TC	DP
	2009	1.000	30	0	29	0	29	5
	2010	.972	19	4	31	1	36	1
	<b>Totals</b>	<b>.985</b>	<b>49</b>	<b>4</b>	<b>60</b>	<b>1</b>	<b>65</b>	<b>6</b>

## ANDERSON'S CAREER BESTS

**Low Hit Complete Game:** 2, July 6, 2009 at Boston  
**Innings Pitched:** 9.0, July 6, 2009 at Boston  
**Strikeouts:** 10, September 18, 2009 vs. Cleveland  
**Longest Winning Streak:** 4 (twice), last: September 6, 2010 to present  
**Longest Losing Streak:** 4 (twice), last: August 10 to September 1, 2010  
**Longest Scoreless Streak:** 23.0, July 6 to 24, 2009

## ANDERSON'S 2010 STARTS

Date	Opponent	Score	Dec	ERA	IP	H	R	ER	BB	SO	HR	#PIT
April 8	Seattle	6-2	W	0.00	6.0	3	0	0	1	4	0	97
April 13	at Seattle	0-3	--	0.00	6.0	6	0	0	2	6	0	107
April 18	Baltimore	3-8	L	2.65	5.0	8	6	5	0	2	0	82
April 24	Cleveland	1-6	--	2.35	6.0	3	1	1	1	5	0	80
May 29	at Detroit	6-0	W	1.88	5.2	3	0	0	0	4	0	70
June 3	at Boston	9-8	--	2.35	2.0	5	2	2	0	1	0	36
July 30	at Chicago (AL)	1-6	L	3.25	5.1	10	5	5	0	1	0	91
Aug. 4	Kansas City	4-3	W	3.14	7.0	3	2	2	1	4	0	102
Aug. 10	at Seattle	0-2	L	2.88	7.0	5	1	1	2	7	0	109
Aug. 16	Toronto	1-3	L	2.89	6.0	7	3	2	1	5	2	103
Aug. 21	Tampa Bay	4-5	--	2.86	7.0	8	2	2	2	8	1	102
Aug. 27	at Texas	3-7	L	3.32	2.0	6	4	4	2	0	0	50
Sept. 1	at New York (AL)	3-4	L	3.17	6.0	8	4	1	2	4	0	103
Sept. 6	Seattle	6-2	W	2.97	7.2	4	1	1	0	4	1	107
Sept. 11	Boston	4-3	W	2.94	7.0	8	2	2	3	5	1	109
Sept. 17	at Minnesota	3-1	W	2.83	6.2	4	1	1	1	5	1	106
Sept. 22	Chicago (AL)	3-4	--	2.73	6.2	6	1	1	1	1	0	109
Sept. 27	at Los Angeles (AL)	5-6	--	2.91	6.1	7	4	4	2	3	0	116
Oct. 2	at Seattle	5-3	W	2.80	7.0	8	2	1	1	6	0	122



**RIGHT-HANDED PITCHER**

**Height/Weight:** 6-3 / 240

**Bats/Throws:** Right / Right

**Birthdate:** May 31, 1984

**Opening Day Age:** 26

**Birthplace/Resides:** Voorhees, New Jersey / Cherry Hill, New Jersey

**Major League Service:** 2 years

**Obtained:** Selected in the 6th round of the 2006 First-Year Player Draft

**Contract Status:** First year of a one-year contract through 2011.

**CAREER HIGHLIGHTS**

The second-year player was named to his second consecutive American League All-Star team in 2010...has converted 51 of 58 (87.9%) save opportunities in his two seasons...was named AL Rookie of the Year by the BBWAA in 2009 and set an Oakland rookie record with 26 saves...was the only rookie named to either All-Star team...was named AL Rookie of the Month in August...began his professional career as a starter and compiled a 8-21 record and a 3.89 ERA in 51 games, 47 starts over his first two and one-half seasons...was converted to a reliever at the 2008 All-Star Break at Double-A Midland and went 4-1 with a 0.92 ERA and .207 opponents average in 22 relief appearances after the break...was originally drafted by Oakland in the sixth round of the 2006 draft...led the A's farm system with 150 strikeouts in 2007...played for Phoenix in the Arizona Fall League following the 2008 season.

**ATHLETICS CAREER  
SAVE PERCENTAGE  
LEADERS**

88.0	Keith Foulke
88.0	Billy Koch
<b>87.9</b>	<b>Andrew Bailey</b>
85.1	Dennis Eckersley
82.4	Jason Isringhausen
	<i>(since 1969, min. 30 chances)</i>

**2010 HIGHLIGHTS**

Led the A's in saves and was named to the American League All-Star team for the second consecutive year despite missing a month and a half due to injuries...was 1-3 with 25 saves and a 1.47 ERA in 47 relief appearances...was on the disabled list from July 21 to Aug. 21 and did not pitch after Sept. 17...Dr. James Andrews performed surgery on his right elbow Sept. 24 in Florida...ranked 10th in the AL in saves but had just three blown saves...his save percentage of 89.3% was fifth best in the league...now has 51 saves in his two seasons with the A's, converting 87.9% (51 for 58) of his save opportunities...ranks seventh on the Oakland career saves list and his save percentage is third best (minimum 30 save opportunities)...also ranked seventh among AL relievers in opponents on-base percentage (.251) and eighth in opponents slugging (.292)...his 1.47 ERA was third lowest among AL pitchers with 40 or more innings pitched...now has a 1.70 ERA in his career...since the earned run became an official stat (1913 AL, 1912 NL), that is the lowest ERA in Major League history among pitchers with 100 or more innings pitched...allowed one run or fewer in all 47 of his appearances and now has an Oakland record streak of 57 consecutive games with one run or fewer dating back to Sept. 6, 2009...broke the previous mark of 56 set by Dennis Eckersley (Aug. 28, 1988-Sept. 10, 1989)...went 0-3 with 18 saves, three blown saves and a 1.70 ERA before the All-Star Break and was 1-0 with seven saves, no blown saves and a 0.75 ERA after the break...is a perfect 23-for-23 in save opportunities in his career after the break, not blowing a save after June 17 in either of his two seasons...allowed a .199 opponents batting average, which broke down to .195 (15 for 77) against left-handed hitters and .202 (19 for 49) against right-handers...opponents hit .240 with the bases empty and .147 with runners on base, including .143 with runners in scoring position...now has a .148 (17 for 115) career opponents average with RISP, including .108 (7 for 65) with RISP and two outs...allowed 6 of 16 (37.5%) inherited runners to score, while first batters faced were 11 for 43 (.256) with two walks...compiled a 0.78 ERA in 23 outings during the day, a 2.08 ERA in 24 appearances at night...now owns a 0.89 ERA (5 er in 50.2 ip) in his career during day games compared to 2.20 (20 er in 81.2 ip) at night...converted all 16 of his save opportunities against AL East and AL Central teams and is now a perfect 32-for-32 against those teams in his career...tossed at least one inning in 41 of his 47 outings, including a season-high 2.0 three times...recorded four or more outs in five of his saves and now has 12 career saves where he pitched more than one inning.

**OAKLAND:** Did not allow a run in eight outings in April (7.0 ip) and now has a 0.79 ERA (2 er in 22.2 ip) in 19 career appearances in the month...allowed his first run of the season May 11 at Texas, snapping a career-long 21.2-inning scoreless streak dating back to Sept. 6, 2009...the streak tied for ninth longest in Oakland history by a reliever...was also charged with his first blown save in that game, snapping his streak of consecutive saves at 27...that was the second longest save streak in Oakland history (40, Dennis Eckersley, Sept. 15, 1991 to Aug. 7, 1992)... it was his first blown save since June 16, 2009 at Los

Angeles (NL)...took the loss in his next outing two days later against the Rangers and was charged with the blown save two outings later May 18 against Seattle, giving him a loss and two blown saves over a four-game stretch from May 11 to 18...then recorded a save in each of his next six outings...tied for the AL lead with nine saves in May, which tied for the fifth highest single-month total in Oakland history... was charged with his third and final blown save of the season June 17 at Chicago (NL)...finished the year by converting each of his final 13 save chances...made his 100th career appearance July 2 at Cleveland and retired the side in order in the ninth for the save in a 3-0 A's win...was named to his second consecutive AL All-Star team, appearing in the game for the first time...entered the game in the top of the seventh with the AL trailing 3-1 and a runner on second with two outs...walked Furcal before striking out Phillips to end the inning...had a win and two saves in his first three outings after the break before he was placed on the 15-day disabled list July 30, retroactive to July 21, with a right intercostal strain...made one rehab start with Triple-A Sacramento Aug. 20 against Iowa, allowing two runs in 0.2 innings (3 h, 0 bb, 1 so)...was reinstated on the DL Aug. 22 and did not allow a run in eight of his final outings...had a 1.04 ERA, striking out 13 in 8.2 innings over that span...made his final appearance Sept. 17 at Minnesota before undergoing season-ending elbow surgery a week later.

## MOST CONSECUTIVE SAVES BY AN ATHLETIC

- 40 Dennis Eckersley, Sept. 15, 1991-Aug. 7, 1992
- 27 **Andrew Bailey, June 17, 2009-May 8, 2010**
- 21 Huston Street, July 19, 2005-April 15, 2006
- 21 Dennis Eckersley, Sept. 28, 1989-June 10, 1990
- 21 Jim Grant, May 1-August 14, 1970  
(since 1969)

## CAREER

**2009**—Made the jump from Double-A to the majors and was named American League Rookie of the Year by the BBWAA...became the eighth Athletic to win Rookie of the Year honors...was also named as the closer on *Baseball Digest's* Major League All-Star Rookie Team...assumed the A's closer duties by the end of May and set an Oakland rookie record with 26 saves, breaking the previous mark of 23 set by Street in 2005...it tied for the sixth highest save total by a rookie in AL history at the time...led all Major League rookies in saves (no one else had more than nine) and ranked ninth among all AL relievers...had just four blown saves for a save percentage of 86.7%, which also ranked ninth in the AL...converted each of his final 21 saves opportunities, which tied for the second longest save streak in the AL and tied for third longest in the majors...it was the longest ever by an Oakland rookie...was named to the AL All-Star team, the only rookie named to either team...led AL relievers and ranked second in the majors with a .167 opponents batting average (Broxton, LAD .165)...it was the fifth lowest mark by a reliever in Oakland history...ranked second among AL relievers and eighth among all AL rookies with 91 strike-outs...that was the 10<sup>th</sup> best total by a reliever in Oakland history...ranked third among AL relievers with a 1.84 ERA...since the earned run became an official stat in 1913, that was the fourth lowest ERA by any Athletics pitcher with 80 or more innings...also ranked second among AL relievers in opponents on-base percentage (.228), third in innings pitched (83.1) and opponents slugging (.248) and tied for eighth in wins (6)...appeared in 68 games, which ranked third among AL rookies and was the second highest rookie total in Oakland history (71, Aaron Small in 1997)...his .167 opponents batting average included a .146 mark against left-handed hitters and .185 against right-handers...the mark against lefties was the lowest in the AL (min. 125 batters faced)...allowed four of his five home runs to lefties, but his .248 slugging percentage was also the lowest in the AL...yielded a .152 average with runners in scoring position and opponents were 3 for 37 (.081) with RISP and two outs...first batters faced hit .125 (8 for 64) with four walks...the batting average was fifth lowest in the AL but was fourth lowest by an A's reliever since 1974...allowed just one run and converted 11 of 12 save opportunities in 17 outings on no days rest (19.1 ip, 0.47 ERA)...allowed 8 of 23 (34.8%) inherited runners to score...had a 0.98 ERA in 23 day games and a 2.26 ERA in 45 night games...compiled a 0.90 ERA in eight interleague appearances but had two of his four blown saves...tossed at least 1.0 innings in 67 of his 68 outings, including a season-high 2.0 innings 11 times...struck out at least two batters 31 times...made his Major League debut Opening Night, April 6, at Los Angeles, and retired the side in order in the eighth inning...fanned

Kendry Morales for his first strikeout...picked up his first win in his second outing April 8 against the Angels...tossed a scoreless eighth inning with the A's trailing 4-3 but Oakland scored three times in the ninth for the win...struck out a career-high four April 17 at Toronto and matched that figure May 23 against Arizona...allowed his first run April 21 at New York on a Johnny Damon solo home run, snapping a career opening 9.1 inning scoreless streak...tossed 2.0 scoreless innings May 8 against Toronto and retired all six batters he faced for his first career save...had a 15.1 inning scoreless streak from June 14 to July 19...was the sixth Oakland rookie to be named to the American League All-Star team, along with Wayne Gross (1977), Matt Keough (1978), Jose Canseco (1986), Mark McGwire (1987) and Ben Grieve (1998)...did not pitch in the game...did not allow a run in 22 of his final 23 outings, beginning July 31...had a 0.77 ERA and .114 opponents batting average over that span (23.1 ip, 2 bb, 23 so)...had an AL-leading 14 saves over an 18-game span from July 25 to Sept. 12...did not walk a batter over a 16-game stretch from July 28 to Sept. 6...recorded the save in seven consecutive outings from July 25 to Aug. 12...retired 18 consecutive batters and 30 of 31 from July 29 to Aug. 27...first batters faced were 0 for 23 from July 31 through the end of the season...was named AL Rookie of the Month in August...did not allow a run in 11.0 innings and was 2-0 with seven saves in 11 appearances...held the opposition to a .111 batting average...had a 12.1-inning scoreless streak snapped in the ninth inning Sept. 5 when he allowed a two-run homer to Jose Lopez...it was the first home run he allowed to a right-handed hitter...did not allow a run over his final 10 games and 10.0 innings.

**2008**—Spent the entire season at Double-A Midland and was 5-9 with a 4.32 ERA in 37 games, 15 starts...began the season in the starting rotation and went 1-8 with a 6.18 ERA and .258 opponents batting average in his 15 starts before the All-Star Break...was moved to the bullpen following the break and finished the season by going 4-1 with a 0.92 ERA and .207 opponents average in 22 relief appearances...led the RockHounds in losses and ranked second in strikeouts (110)...allowed a .240 opponents batting average, which included a .235 mark against left-handed hitters and .243 against right-handers...yielded 11 of his 13 home runs to righties...his opponents average increased to .287 with runners in scoring position, but it dropped to .208 against batters leading off an inning...the RockHounds were 3-12 (.200) in his starting assignments...tossed at least one inning in each of his relief appearances, including two or more 11 times...allowed 6 of 14 (42.9%) inherited runners to score and did not have a save opportunity...was the winning pitcher in his first start of the season April 5 at Arkansas (6.0 ip, 2 h, 1 r, 2 bb, 7 so)...then went 0-8 with a 6.75 ERA over his final 14 starts and had a nine-game losing streak overall from April 27 to July 10...made his final start June 21 against San Antonio...tossed a scoreless inning in his first relief appearance June 28 at Arkansas and did not allow an earned run in his first eight relief appearances through July 22 (12.0 ip)...allowed his only home run in his 39.0 innings of relief July 27 at Corpus Christi...went 4-0 with a 1.29 ERA in 11 relief appearances in August...tossed 3.1 shutout innings Aug. 24 against Frisco, his longest outing as a reliever...pitched for Phoenix in the Arizona Fall League following the season and had no decisions, a save and a 1.29 ERA in 11 relief appearances...walked just one and struck out 16 in 14.0 innings.

**2007**—Pitched for three different teams in the A's organization and combined for a 5-8 record and a 3.46 ERA in 23 games, 22 starts...led the A's farm system with 150 strikeouts and ranked seventh in ERA...averaged 10.8 strikeouts per nine innings which ranked sixth best among all minor league starting pitchers...held the opposition to a .223 batting average, including .200 by right-handed hitters and .257 by left-handers...allowed a .226 average with runners in scoring position, including .100 with RISP and two outs...had six games with 10 or more strikeouts...began the season in extended spring training and was sent to Kane County May 6...went 1-4 with a 3.35 ERA in 11 games, 10 starts, with the Cougars...tossed his first career complete game June 21 at Clinton, but was the losing pitcher in a rain shortened 3-0 decision (4.2 ip, 4 h, 3 r, 3 er, 4 bb, 3 so)...struck out a season high 12 in 6.0 innings June 8 at Wisconsin for his only win with Kane County...also fanned 12 in his final start with the Cougars July 1...was promoted to Stockton July 3 and went 3-4 with a 3.82 ERA in 11 starts for the Ports...was transferred to Sacramento at the end of the season to make a start Sept. 3 at Tucson and he picked up the win by allowing one run on three hits and a walk in a season high tying 8.0 innings.

**2006**—Began his professional career at Single-A Vancouver and was 2-5 with a 2.02 ERA in 13 games, 10 starts...tied for the team lead in losses...yielded just two home runs in 58.0 innings...allowed a .187 opponents batting average, including .158 by right-handed hitters and .225 by left-handers...made his professional debut July 4 at Everett and tossed 2.0 scoreless innings of relief (1 h, 2 so)...each of his first three appearances came in relief (0-1, 3.52 ERA), his final 10 outings were starts (2-4, 1.79 ERA)...



ranked second among Northwest League starting pitchers with a .182 opponents batting average...had a no decision in his first start July 19 against Spokane (4.1 ip, 3 h, 4 so) and did not allow a run in his first three starting assignments (15.1 ip)...capped the streak with his first professional win July 30 against Tri-Cities when he tossed 5.0 shutout innings...was named NL Pitcher of the Week, July 24-30.

## PERSONAL/MISCELLANEOUS

Andrew Scott Bailey was originally signed by A's scout Jeff Bittiger...is married, Amanda...graduated from Paul VI (NJ) High School in 2002...was a second team All-South Jersey selection as a senior...graduated from Wagner College where he amassed 14 wins and a school record 237 strikeouts while leading the Seahawks to three straight NEC Tournament appearances...had his uniform number 17 retired by Wagner January 28, 2010...joined teammate Craig Breslow in the fight against childhood cancer as the Director of Development for Breslow's "Strike 3 Foundation," which has raised over \$450,000 for pediatric cancer research and treatment since 2008...supports various A's Community Fund events and initiatives...supports the Major League Baseball Players Trust.

## LIFETIME PITCHING RECORD

Year	Club	W	L	ERA	G	GS	CG	SHO	SV	IP	H	R	ER	HR	HB	BB	IBB	SO	WP	BK
2006	Vancouver	2	5	2.02	13	10	0	0	0	58.0	39	20	13	2	3	20	0	53	2	0
2007	Kane County	1	4	3.35	11	10	1	0	0	51.0	42	25	19	6	3	22	1	74	2	0
	Stockton	3	4	3.82	11	11	0	0	0	66.0	56	31	28	8	9	31	0	72	0	0
	Sacramento	1	0	1.13	1	1	0	0	0	8.0	3	1	1	0	0	1	0	4	0	0
2008	Midland	5	9	4.32	37	15	0	0	0	110.1	99	63	53	13	6	56	1	110	6	0
2009	OAKLAND	6	3	1.84	68	0	0	0	26	83.1	49	17	17	5	0	24	3	91	6	0
2010	OAKLAND	1	3	1.47	47	0	0	0	25	49.0	34	8	8	3	0	13	1	42	0	0
	Sacramento	0	0	27.00	1	1	0	0	0	0.2	3	2	2	0	0	0	0	1	2	0
<b>ML Totals</b>		<b>7</b>	<b>6</b>	<b>1.70</b>	<b>115</b>	<b>0</b>	<b>0</b>	<b>0</b>	<b>51</b>	<b>132.1</b>	<b>83</b>	<b>25</b>	<b>25</b>	<b>8</b>	<b>0</b>	<b>37</b>	<b>4</b>	<b>133</b>	<b>6</b>	<b>0</b>

## CAREER TRANSACTIONS

**2005** — Selected by the Milwaukee Brewers organization in the 16th round of the First-Year Player Draft, did not sign.  
**2006** — Selected by the Oakland Athletics organization in the 6th round of the First-Year Player Draft. **2010** — On disabled list, July 21 to August 21; included rehabilitation assignment to Sacramento, August 20 to 21.

## ALL-STAR GAME RECORD

Year	Club/Site	W	L	ERA	G	GS	CG	SHO	SV	IP	H	R	ER	HR	HB	BB	IBB	SO	WP	BK
2009	A.L./STL									(Did not pitch)										
2010	A.L./LAA	0	0	0.00	1	0	0	0	0	0.1	0	0	0	0	0	1	0	1	0	0

## VS. THE AMERICAN LEAGUE

2010		CAREER												
ERA	W	L	S	G	IP	ER	vs. TEAM	ERA	W	L	S	G	IP	ER
0.00	0	0	3	3	3.0	0	Baltimore	0.00	0	0	5	6	6.1	0
3.60	1	0	2	3	5.0	2	Boston	4.00	1	0	4	6	9.0	4
—	0	0	0	0	0.0	0	Chicago	0.00	1	0	1	3	3.2	0
0.00	0	0	2	3	3.0	0	Cleveland	0.00	0	0	4	5	5.1	0
3.86	0	0	2	2	2.1	1	Detroit	1.69	1	0	2	5	5.1	1
0.00	0	0	3	3	2.1	0	Kansas City	1.69	0	0	5	6	5.1	1
1.80	0	1	2	4	5.0	1	Los Angeles	1.13	1	2	5	14	16.0	2
4.50	0	1	1	2	2.0	1	Minnesota	6.43	0	3	3	6	7.0	5
0.00	0	0	1	2	1.2	0	New York	1.29	0	0	3	6	7.0	1
—	0	0	0	0	0.0	0	Oakland	—	0	0	0	0	0.0	0
0.00	0	0	1	8	7.2	0	Seattle	1.65	1	0	4	15	16.1	3
0.00	0	0	1	2	2.0	0	Tampa Bay	1.86	0	0	2	7	9.2	2
3.86	0	1	2	5	4.2	2	Texas	2.25	1	1	3	15	16.0	4
0.00	0	0	1	2	2.1	0	Toronto	0.00	1	0	3	5	7.1	0

## VS. THE NATIONAL LEAGUE

2010		CAREER												
ERA	W	L	S	G	IP	ER	vs. TEAM	ERA	W	L	S	G	IP	ER
—	0	0	0	0	0.0	0	Arizona	4.50	0	0	0	1	2.0	1
0.00	0	0	0	2	1.2	0	Chicago	0.00	0	0	0	2	1.2	0
9.00	0	0	0	1	1.0	1	Cincinnati	9.00	0	0	0	1	1.0	1
—	0	0	0	0	0.0	0	Colorado	0.00	0	0	0	2	2.0	0
—	0	0	0	0	0.0	0	Los Angeles	0.00	0	0	1	2	2.2	0
0.00	0	0	1	2	2.0	0	Pittsburgh	0.00	0	0	1	2	2.0	0
0.00	0	0	1	1	1.1	0	St. Louis	0.00	0	0	1	1	1.1	0
—	0	0	0	0	0.0	0	San Diego	0.00	0	0	2	2	2.1	0
0.00	0	0	2	2	2.0	0	San Francisco	0.00	0	0	2	3	3.0	0

## MONTHLY BREAKDOWN

2010		CAREER												
ERA	W	L	S	G	IP	ER	by MONTH	ERA	W	L	S	G	IP	ER
0.00	0	0	2	8	7.0	0	April	0.79	2	0	2	19	22.2	2
1.93	0	1	9	13	14.0	3	May	2.64	2	1	11	25	30.2	9
2.45	0	1	4	10	11.0	3	June	2.16	0	2	10	22	25.0	6
1.08	1	1	5	7	8.1	1	July	1.96	1	3	11	18	23.0	5
0.00	0	0	0	2	2.0	0	August	0.00	2	0	7	13	13.0	0
1.35	0	0	5	7	6.2	1	September	1.69	0	0	10	16	16.0	3
—	0	0	0	0	0.0	0	October	0.00	0	0	0	2	2.0	0

## PITCHING BREAKDOWN

2010		CAREER												
ERA	W	L	S	G	IP	ER	by CATEGORY	ERA	W	L	S	G	IP	ER
1.29	1	2	12	26	28.0	4	Home	1.75	3	5	23	59	67.0	13
1.71	0	1	13	21	21.0	4	Road	1.65	4	1	28	56	65.1	12
0.78	0	1	15	23	23.0	2	Day	0.89	2	2	23	46	50.2	5
2.08	1	2	10	24	26.0	6	Night	2.20	5	4	28	69	81.2	20
1.70	0	3	18	35	37.0	7	Pre-ASG	1.83	4	4	28	74	88.2	18
0.75	1	0	7	12	12.0	1	Post-ASG	1.44	3	2	23	41	43.2	7
—	0	0	0	0	0.0	0	Starter	—	0	0	0	0	0.0	0
1.47	1	3	25	47	49.0	8	Reliever	1.70	7	6	51	115	132.1	25

## BALLPARK BREAKDOWN

	ERA	W	L	S	G	IP	ER
Angel Stadium	0.00	1	0	3	6	6.0	0
AT&T Park	0.00	0	0	0	1	1.0	0
Ballpark in Arlington	3.60	1	1	0	9	10.0	4
Busch Stadium	0.00	0	0	1	1	1.1	0
Camden Yards	0.00	0	0	3	3	3.0	0
Comerica Park	2.70	0	0	2	3	3.1	1
Dodger Stadium	0.00	0	0	1	2	2.2	0
Fenway Park	6.75	0	0	3	3	4.0	3
Kauffman Stadium	0.00	0	0	4	4	3.1	0
Metrodome	0.00	0	0	1	1	1.0	0
Oakland Coliseum	1.75	3	5	23	59	67.0	13
PETCO Park	0.00	0	0	2	2	2.1	0
Progressive Field	0.00	0	0	3	3	3.1	0
Rogers Centre	0.00	1	0	1	3	4.1	0
Safeco Field	2.25	1	0	0	3	4.0	1
Target Field	0.00	0	0	1	1	1.0	0
Tropicana Field	2.84	0	0	1	4	6.1	2
U.S. Cellular Field	0.00	0	0	1	1	1.2	0
Wrigley Field	0.00	0	0	0	2	1.2	0
Yankee Stadium	1.80	0	0	1	4	5.0	1

## FIELDING STATISTICS

### Pitcher

Year	Pct.	G	PO	A	E	TC	DP
2009	.941	68	7	9	1	17	0
2010	1.000	47	4	5	0	9	0
<b>Totals</b>	<b>.962</b>	<b>115</b>	<b>11</b>	<b>14</b>	<b>1</b>	<b>26</b>	<b>0</b>

## BAILEY'S CAREER BESTS

**Low Hit Complete Game:** None


**Innings Pitched:** 2.0 (14 times), last: July 20, 2010 vs. Boston

**Strikeouts:** 4 (twice), last: May 23, 2009 vs. Arizona

**Longest Winning Streak:** 4, April 8 to May 31, 2009

**Longest Losing Streak:** 3 (twice), last: May 13 to July 9, 2010

**Longest Scoreless Streak:** 21.2, September 6, 2009 to May 8, 2010

**RIGHT-HANDED PITCHER****Height/Weight:** 6-2 / 195**Bats/Throws:** Right / Right**Birthdate:** December 30, 1977**Opening Day Age:** 33**Birthplace/Resides:** Sydney, Australia / Clearwater, Florida**Major League Service:** 6 years, 99 days**Obtained:** Signed as a free agent, January 18, 2011**Contract Status:** First year of a two-year contract through 2012 with a club option for 2013.**CAREER HIGHLIGHTS**

Has spent parts of seven seasons in the majors with three different teams and has a 3.81 ERA and .222 opponents batting average in 261 career appearances, all but one in relief...posted a 5.44 ERA and .261 opponents batting average in 80 games over his first four seasons but has compiled a 2.98 ERA (60 er in 181.0 ip) and .201 (130 for 646) opponents batting average over his last three campaigns...has 311 career strikeouts, which are the most in Major League history by a pitcher born in Australia...also ranks third in games (261) and wins (19) among his countrymen...led all ML relievers in strikeouts per nine innings (12.65) in 2008 and topped American League relievers in opponents batting average (.143)...missed the entire 2005 season after undergoing "Tommy John" surgery...pitched for the World team in the 2001 All-Star Futures Game...pitched for Australia in the 2000 Olympic Games in Sydney.

**2010 HIGHLIGHTS**

Made 57 relief appearances, despite spending the month of August on the disabled list...compiled a 2.28 ERA, which ranked eighth among American League relievers...allowed a .216 opponents batting average, including .174 (19 for 109) against right-handed hitters and .267 (24 for 90) against left-handers...opponents hit .161 with runners in scoring position, including .074 with RISP and two outs...now has a .155 (22 for 142) opponents average with RISP and two outs in his career...struck out 56 batters in 55.1 innings and walked just 17 for a strikeout-to-walk ratio of 3.29...now has 311 career strikeouts in 273.2 innings, an average of 10.23 per nine innings...compiled a 1.04 ERA and .179 opponents batting average in eight interleague appearances...is 4-0 with a 0.55 ERA (2 er in 32.2 ip) and .148 (16 for 108) opponents average in 27 career interleague games...did not allow a run in 13 outings on no days rest (10.1 ip)...allowed 8 of 31 (25.8%) inherited runners to score and first batters faced were 11 for 53 (.208) with four walks...has a .186 (42 for 226) batting average against first batters faced in his career...that is the sixth best mark in the majors since he made his debut in 2001 (min. 250 BFP)...posted a 1.08 ERA in the seventh inning with a .157 opponents batting average...did not allow a run in the seventh inning until Sept. 6 at Boston after 19.2 scoreless frames to begin the year...did not commit an error in four chances and has not made an error in 261 career games (31 chances).

**TAMPA BAY:** Was on his second career Opening Day roster (also 2009)...allowed a run on two hits in 2.0 innings in his first outing April 8 against Baltimore for his only blown save of the season...was tagged with his only loss May 10 at Los Angeles (AL) when he allowed a run in the bottom of the 11th inning in a 5-4 Rays loss...picked up his first win June 1 at Toronto by tossing 1.1 scoreless innings...struck out a season-high four batters in 2.0 scoreless innings June 6 against Texas...the innings pitched matched his season high (six times)...posted a 0.82 ERA in the month of June, his lowest single-month mark in 2010...retired the only batter he faced July 1 at Minnesota to drop his ERA to a season-low 1.62...then allowed two runs on two hits without retiring a batter July 3 at Minnesota...it was one of just two outings in which he allowed more than one run...had a 2.08 ERA in 44 outings when he was placed on the 15-day disabled list July 31 retroactive to July 30 with an intercostal strain...had a two-

**ALL-TIME AUSTRALIAN BORN LEADERS****GAMES PITCHED**

568	Graeme Lloyd
274	Peter Moylan
<b>261</b>	<b>Grant Balfour</b>
115	Ryan Rowland-Smith
84	Mark Hutton

**STRIKEOUTS**

<b>311</b>	<b>Grant Balfour</b>
304	Graeme Lloyd
220	Ryan Rowland-Smith
204	Damian Moss
195	Peter Moylan

**WINS**

30	Graeme Lloyd
22	Damian Moss
<b>19</b>	<b>Grant Balfour</b>
17	Peter Moylan
12	Ryan Rowland-Smith

start rehab assignment with Triple-A Charlotte from Aug. 28 to 31, recording a loss and a 10.80 ERA... missed 32 games before he was reinstated from the DL Sept. 1...earned his second win Sept. 13 vs. New York (AL), tossing a scoreless 11th inning followed by Reid Brignac's walk-off home run...made 13 appearances following his return and compiled a 3.00 ERA...fanned Austin Kearns Sept. 15 at New York (AL) for his 305th career strikeout, making him the all-time leader among Australia-born major leaguers...surpassed Graeme Lloyd...made three postseason appearances in the American League Division Series against Texas...did not allow a run in 3.2 innings...has not allowed a run in eight career Division Series games (9.2 ip).

## CAREER

**2009**—Appeared in 73 games, which was second most in one season in Rays history at the time and tied for seventh most in the American League...allowed a .235 opponents batting average...averaged 9.2 strikeouts per nine innings...of the career-high six home runs he allowed, five were three-run homers, which were the most by a major league reliever...had allowed only two in his career entering the season...all six home runs came on the road...three of the three-run home runs resulted in Rays losses...took the loss Aug. 12 at Los Angeles (AL) after Gary Matthews Jr. went deep...allowed a three-run home run to Placido Polanco Aug. 30 at Detroit, spoiling a 3-1 lead...on Sept. 9 at New York (AL), allowed a three-run pinch-hit homer to Jorge Posada in the eighth inning, resulting in a 4-2 loss...in eight interleague games, did not allow a run (8.0 ip, 4 h)...opponents were 1-for-9 with the bases loaded...stranded his first 16 inherited runners, then allowed 18 of his last 51 to score...played in his sixth Major League season but made his first Opening Day roster...earned his first win May 6 at New York (AL), the first Ray to win at new Yankee Stadium...threw 2.2 innings May 30 vs. Minnesota, retiring his first seven batters in relief of David Price...it was his longest relief outing as a Ray and longest since July 20, 2004 at Detroit (3.0 ip) while a member of the Twins...from June 9 to July 5, made 11 consecutive scoreless appearances (13.0 ip, 8 h, 0 r, 3 bb, 14 so)...had three blown saves in a 12-game span (Aug. 30 at Detroit, Sept. 5 vs. Detroit, Sept. 9 at New York-AL)...recorded the save Oct. 3 vs. New York (AL) and had a save in each of his last three appearances of the season (also Sept. 28 and 29 vs. Baltimore).

**2008**—Had one of the best seasons of any reliever in baseball, leading the majors in several categories and setting career highs in wins, saves, ERA and strikeouts...led all Rays relievers in ERA, opponents average, wins (tied) and strikeouts per nine inning...spent the first two months of the season at Triple-A Durham...was one of the Rays' final cuts in spring training...led all Major League relievers with 12.65 strikeouts per nine innings...this mark currently ranks 10th all time among American League relievers...struck out 36.6 percent of batters faced on the season, tops in the majors and 3rd all time among AL relievers...his 1.54 ERA was fourth best among ML relievers...43 of his 51 outings were scoreless, including 13 of his first 14 appearances...his .143 opponents average led AL relievers and was second in the majors to the Cubs' Carlos Marmol (.135)...saved four games, three of which came while Troy Percival was on the DL...collected his first career save in his season debut May 31 vs. Chicago (AL)...won two games during the three-game sweep of the Cubs at Tropicana Field, June 17 and 19, retiring 9 of the 10 batters he faced...pitched in 10 postseason games for the Rays, second-most on the team behind J.P. Howell...in the World Series-ending Game 5 at Philadelphia, was on the mound for both ends of the rain delay that stretched across three days...total time elapsed was 46 hours...at Durham, was 1-0 and 8-for-8 in save opportunities...allowed just one run in 15 outings covering 23.2 innings...tallied 39 strikeouts against just five hits and 10 walks...held right-handed hitters to a .029 average (1-for-35).

**2007**—Opened the season at Double-A Huntsville...promoted to Nashville and went 1-1 with five saves and a 1.69 ERA in 24 games for the Sounds...was 0-2 in three relief appearances with the Brewers following his promotion from Triple-A Nashville July 17...was acquired by the Rays July 27 from Milwaukee in exchange for right-handed pitcher Seth McClung...fanned a total of 98 in 68.0 innings pitched at four stops in both the majors and minors...compiled a 0.79 ERA in August...made his Rays debut July 28 vs. Boston (2.0 ip, 2 r, 2 er) in an extra-inning loss...was scored upon in just two of his next 14 appearances...recorded his lone decision as a Ray Aug. 29 at Baltimore, getting the 5-4 win with a scoreless 10th and 11th.

**2006**—Signed with Cincinnati as a free agent Jan. 12...spent the entire season on the 60-day DL recovering from right elbow and shoulder surgeries...made nine rehab appearances...claimed off waivers by Milwaukee Oct. 5.

**2005**—Missed the entire 2005 season due to an injury in his final year in the Twins organization... was placed on the 15-day disabled list March 25 with a sore right elbow... underwent Tommy John surgery to repair a torn ulnar collateral ligament May 13 (Dr. Timothy Kremchek)... underwent surgery to repair a torn labrum and torn rotator cuff in his right shoulder Sept. 29 (Kremchek).

**2004**—Entered the season as the ninth-best prospect in the Twins organization according to *Baseball America*... held opponents to a .238 batting average and struck out 42 batters in 39.1 innings... was on the 15-day disabled list from April 4 to May 13 with a tender right shoulder and from July 26 to Aug. 16 with tendinitis in that shoulder... made two relief appearances for the Twins in the ALDS against the Yankees, a series won 3-1 by New York... worked 2.2 perfect innings and struck out two... came on in Game 2 in relief of Brad Radke, tossing 0.2 frames at Yankee Stadium... worked 2.0 innings in relief of Johan Santana in Game 4 in the Metrodome.

**2003**—Split the season between Triple-A Rochester and Minnesota... had a pair of stints with the Twins (July 3-16 and Aug. 15 through season's end)... struck out a career-high five batters over 2.1 innings in his first appearance with the Twins July 3 vs. Cleveland... tossed a career-high 4.0 innings, allowing two hits without a run, Aug. 23 vs. Kansas City (0 bb, 4 so)... recorded his first Major League win Aug. 29 at Texas, tossing 2.0 scoreless innings in the 8-5 victory... made his lone ML start Sept. 3 vs. Anaheim and received a no decision (2.2 ip, 4 h, 4 r, 4 er, 5 bb, 3 so, 1 hr)... at Rochester he held opponents to a .188 batting average and struck out 87 batters in only 71 innings... was selected to pitch in the Triple-A All-Star Game but did not participate due to his promotion to the majors.

**2002**—Ranked third in the Pacific Coast League with 58 appearances for Triple-A Edmonton... held opponents to a .231 average and struck out 88 batters in 71.1 innings.

**2001**—Began the season at Double-A New Britain... promoted to the Twins July 21... made his major league debut in relief July 22 vs. Seattle (1.2 ip, 1 er)... struck out his first batter faced (Mike Cameron)... was optioned to Edmonton July 29... at New Britain he held opponents to a .149 average and struck out 72 in 50.0 innings... named Twins minor league Pitcher of the Month for May... pitched for the World Team in the All-Star Futures Game July 9 at Seattle's Safeco Field.

**2000**—Pitched for Australia in the 2000 Olympic Games in Sydney... tied for the team lead in wins (8) at Single-A Fort Myers... struck out 90 batters in 89.0 innings.

**1999**—Held opponents to a .204 batting average and struck out 95 batters in 91.2 innings at Single-A Quad City... produced a season-high 12 strikeouts over 8.0 innings in a win Aug 9 vs. Fort Wayne.

**1998**—Led the Appalachian League in wins at Rookie-level Elizabethton.

**1997**—Made his professional debut in the Gulf Coast League.

## PERSONAL/MISCELLANEOUS

Grant Robert Balfour was originally signed by Twins scout Howard Norsetter (Twins)... graduated from William Clark High School in Kellyville, New South Wales, Australia, where he played baseball and rugby... named Rookie of the Year in the Sydney Baseball League in 1995 and Pitcher of the Year in 1996... spent much of his amateur career as a catcher... in January 2008, Wests Tigers Rugby League Football inducted Grant into their club at Concord Oval... received a special invitation to attend Wests Tigers headquarters to meet the players and be taken on a tour of the training facilities... is a passionate Wests Tigers supporter after growing up following the Balmain Tigers... his father played for Balmain.

## LIFETIME PITCHING RECORD

Year	Club	W	L	ERA	G	GS	CG	SHO	SV	IP	H	R	ER	HR	HB	BB	IBB	SO	WP	BK
1997	GCL Twins	2	4	3.76	13	12	0	0	0	67.0	73	31	28	1	4	20	0	43	3	2
1998	Elizabethton	7	2	3.36	13	13	0	0	0	77.2	70	36	29	7	5	27	0	75	6	0
1999	Quad City	8	5	3.53	19	14	0	0	1	91.2	66	39	36	7	6	37	0	95	1	0
2000	Fort Myers	8	5	4.25	35	10	0	0	6	89.0	91	46	42	8	8	34	2	90	10	1
2001	New Britain	2	1	1.08	35	0	0	0	13	50.0	26	6	6	1	0	22	2	72	1	0
	MINNESOTA	0	0	13.50	2	0	0	0	0	2.2	3	4	4	2	0	3	0	2	0	0
	Edmonton	2	2	5.51	11	0	0	0	0	16.1	18	11	10	2	0	10	1	17	2	0
2002	Edmonton	2	4	4.16	58	0	0	0	8	71.1	60	34	33	3	0	30	1	88	2	1
2003	Rochester	5	2	2.41	21	11	0	0	5	71.0	48	21	19	6	3	16	0	87	0	1
	MINNESOTA	1	0	4.15	17	1	0	0	0	26.0	23	12	12	4	0	14	2	30	0	0
2004	MINNESOTA	4	1	4.35	36	0	0	0	0	39.1	35	19	19	4	2	21	1	42	3	0
2005	MINNESOTA	(Injured — Did Not Play)																		
2006	Dayton	0	0	0.00	2	0	0	0	0	2.0	0	0	0	0	0	0	0	3	0	0
	GCL Reds	0	0	13.50	2	2	0	0	0	1.1	1	2	2	0	1	3	0	2	0	0
	Sarasota	0	0	7.94	5	0	0	0	0	5.2	8	7	5	0	1	3	0	7	4	1
2007	Huntsville	0	0	2.38	8	0	0	0	2	11.1	8	3	3	0	0	4	0	21	0	1
	Nashville	1	1	1.69	24	0	0	0	5	32.0	17	6	6	2	0	11	0	47	0	0
	MILWAUKEE	0	2	20.25	3	0	0	0	0	2.2	4	6	6	1	1	4	0	3	0	0
	TAMPA BAY	1	0	6.14	22	0	0	0	0	22.0	26	15	15	1	0	16	0	27	0	0
2008	Durham	1	0	0.38	15	0	0	0	8	23.2	5	1	1	1	0	10	0	39	1	1
	TAMPA BAY	6	2	1.54	51	0	0	0	4	58.1	28	10	10	3	0	24	1	82	2	0
2009	TAMPA BAY	5	4	4.81	73	0	0	0	4	67.1	59	38	36	6	2	33	0	69	1	0
2010	TAMPA BAY	2	1	2.28	57	0	0	0	0	55.1	43	16	14	3	0	17	2	56	4	1
	Charlotte	0	1	10.80	2	2	0	0	0	1.2	2	3	2	0	0	3	0	2	0	0
<b>AL Totals</b>		<b>19</b>	<b>8</b>	<b>3.65</b>	<b>258</b>	<b>1</b>	<b>0</b>	<b>0</b>	<b>8</b>	<b>271.0</b>	<b>217</b>	<b>114</b>	<b>110</b>	<b>23</b>	<b>4</b>	<b>128</b>	<b>6</b>	<b>308</b>	<b>10</b>	<b>1</b>
<b>NL Totals</b>		<b>0</b>	<b>2</b>	<b>20.25</b>	<b>3</b>	<b>0</b>	<b>0</b>	<b>0</b>	<b>0</b>	<b>2.2</b>	<b>4</b>	<b>6</b>	<b>6</b>	<b>1</b>	<b>1</b>	<b>4</b>	<b>0</b>	<b>3</b>	<b>0</b>	<b>0</b>
<b>ML Totals</b>		<b>19</b>	<b>10</b>	<b>3.81</b>	<b>261</b>	<b>1</b>	<b>0</b>	<b>0</b>	<b>8</b>	<b>273.2</b>	<b>221</b>	<b>120</b>	<b>116</b>	<b>24</b>	<b>5</b>	<b>132</b>	<b>6</b>	<b>311</b>	<b>10</b>	<b>1</b>

## CAREER TRANSACTIONS

**1997** — Signed by the Minnesota Twins organization as a free agent, January 19. **2004** — On disabled list, April 4 to May 13. On disabled list, July 26 to August 16. **2005** — On disabled list, March 25 to October 13. Contract non-tender, December 21. **2006** — Signed by the Cincinnati Reds, January 12. On disabled list, March 31 to October 2; included rehabilitation assignments to Dayton, July 10 to 14, Gulf Coast Reds, August 15 to 22, and Sarasota, August 23 to September 7. Claimed off waivers by the Milwaukee Brewers, October 5. **2007** — Released, March 27; re-signed by Milwaukee to a minor league contract, March 29. Traded to the Tampa Bay Rays for pitcher Seth McClung, July 27. **2010** — On disabled list, July 30 to August 31; included rehabilitation assignment to Charlotte, August 28 to 31. Elected free agency, November 1. **2011** — Signed by the Oakland Athletics, January 18.

## DIVISION SERIES RECORD

Year	Club/Opp.	W	L	ERA	G	GS	CG	SHO	SV	IP	H	R	ER	HR	HB	BB	IBB	SO	WP	BK
2004	MIN vs. NYY	0	0	0.00	2	0	0	0	0	2.2	0	0	0	0	0	0	0	2	0	0
2008	TB vs. CWS	0	0	0.00	3	0	0	0	0	3.1	2	0	0	0	0	1	0	4	0	0
2010	TB vs. TEX	0	0	0.00	3	0	0	0	0	3.2	2	0	0	0	0	0	0	1	0	0
<b>Totals</b>		<b>0</b>	<b>0</b>	<b>0.00</b>	<b>8</b>	<b>0</b>	<b>0</b>	<b>0</b>	<b>0</b>	<b>9.2</b>	<b>4</b>	<b>0</b>	<b>0</b>	<b>0</b>	<b>0</b>	<b>1</b>	<b>0</b>	<b>7</b>	<b>0</b>	<b>0</b>

## LEAGUE CHAMPIONSHIP SERIES RECORD

Year	Club/Opp.	W	L	ERA	G	GS	CG	SHO	SV	IP	H	R	ER	HR	HB	BB	IBB	SO	WP	BK
2008	TB vs. BOS	0	0	19.29	4	0	0	0	0	2.1	5	5	5	2	1	4	0	1	0	0

## WORLD SERIES RECORD

Year	Club/Opp.	W	L	ERA	G	GS	CG	SHO	SV	IP	H	R	ER	HR	HB	BB	IBB	SO	WP	BK
2008	TB vs. PHI	0	0	3.00	3	0	0	0	0	3.0	4	1	1	0	0	3	3	2	1	0

## VS. THE AMERICAN LEAGUE

2010		CAREER												
ERA	W	L	S	G	IP	ER	vs. TEAM	ERA	W	L	S	G	IP	ER
2.57	0	0	0	6	7.0	2	Baltimore	3.13	2	0	2	21	23.0	8
5.68	0	0	0	7	6.1	4	Boston	5.34	2	0	2	28	32.0	19
0.00	0	0	0	3	3.2	0	Chicago	5.60	1	0	1	20	17.2	11
2.25	0	0	0	4	4.0	1	Cleveland	4.98	0	0	0	19	21.2	12
0.00	0	0	0	2	1.1	0	Detroit	3.05	3	2	0	20	20.2	7
0.00	0	0	0	3	3.1	0	Kansas City	1.59	1	1	1	14	17.0	3
2.25	0	1	0	5	4.0	1	Los Angeles	6.46	1	3	0	15	15.1	11
13.50	0	0	0	3	1.1	2	Minnesota	5.06	0	0	0	6	5.1	3
1.42	1	0	0	7	6.1	1	New York	4.15	2	2	1	25	21.2	10
6.75	0	0	0	2	1.1	1	Oakland	2.89	0	0	0	11	9.1	3
0.00	0	0	0	3	2.1	0	Seattle	6.30	0	0	0	11	10.0	7
—	0	0	0	0	0.0	0	Tampa Bay	0.00	0	0	0	2	2.2	0
0.00	0	0	0	1	2.0	0	Texas	2.53	2	0	0	17	21.1	6
2.45	1	0	0	3	3.2	1	Toronto	3.48	1	0	1	22	20.2	8

## VS. THE NATIONAL LEAGUE

2010		CAREER												
ERA	W	L	S	G	IP	ER	vs. TEAM	ERA	W	L	S	G	IP	ER
0.00	0	0	0	1	1.0	0	Arizona	5.40	0	1	0	3	5.0	3
0.00	0	0	0	2	2.0	0	Atlanta	0.00	0	0	0	2	2.0	0
—	0	0	0	0	0.0	0	Chicago	0.00	2	0	0	2	3.0	0
—	0	0	0	0	0.0	0	Cincinnati	INF	0	1	0	1	0.0	1
—	0	0	0	0	0.0	0	Colorado	0.00	0	0	0	2	2.2	0
2.45	0	0	0	3	3.2	1	Florida	1.17	1	0	0	8	7.2	1
0.00	0	0	0	2	2.0	0	Houston	0.00	0	0	0	3	4.0	0
—	0	0	0	0	0.0	0	Los Angeles	—	0	0	0	0	0.0	0
—	0	0	0	0	0.0	0	Milwaukee	0.00	0	0	0	2	1.2	0
—	0	0	0	0	0.0	0	New York	0.00	1	0	0	2	3.1	0
—	0	0	0	0	0.0	0	Philadelphia	0.00	0	0	0	1	1.2	0
—	0	0	0	0	0.0	0	Pittsburgh	0.00	0	0	0	1	2.1	0
—	0	0	0	0	0.0	0	San Diego	—	0	0	0	0	0.0	0
—	0	0	0	0	0.0	0	San Francisco	27.00	0	0	0	1	0.2	2
—	0	0	0	0	0.0	0	St. Louis	—	0	0	0	0	0.0	0
—	0	0	0	0	0.0	0	Washington	6.75	0	0	0	2	1.1	1

## MONTHLY BREAKDOWN

2010		CAREER												
ERA	W	L	S	G	IP	ER	by MONTH	ERA	W	L	S	G	IP	ER
2.38	0	0	0	9	11.1	3	April	3.86	0	0	1	19	18.2	8
1.69	0	1	0	13	10.2	2	May	5.06	2	1	1	32	32.0	18
0.82	1	0	0	9	11.0	1	June	1.68	6	1	0	39	48.1	9
3.48	0	0	0	13	10.1	4	July	3.88	3	4	3	57	65.0	28
—	0	0	0	0	0.0	0	August	2.26	5	3	0	50	51.2	13
3.38	1	0	0	12	10.2	4	September	6.37	3	1	2	60	53.2	38
0.00	0	0	0	1	1.1	0	October	4.15	0	0	1	4	4.1	2

## PITCHING BREAKDOWN

2010		CAREER												
ERA	W	L	S	G	IP	ER	by CATEGORY	ERA	W	L	S	G	IP	ER
2.25	1	0	0	25	24.0	6	Home	3.60	9	3	7	121	135.0	54
2.30	1	1	0	32	31.1	8	Road	4.02	10	7	1	140	138.2	62
2.03	0	0	0	15	13.1	3	Day	4.14	3	4	0	73	74.0	34
2.36	2	1	0	42	42.0	11	Night	3.70	16	6	8	188	199.2	82
2.15	1	1	0	38	37.2	9	Pre-ASG	3.27	9	3	4	116	129.1	47
2.55	1	0	0	19	17.2	5	Post-ASG	4.30	10	7	4	145	144.1	69
—	0	0	0	0	0.0	0	Starter	13.50	0	0	0	1	2.2	4
2.28	2	1	0	57	55.1	14	Reliever	3.72	19	10	8	260	271.0	112

## BALLPARK BREAKDOWN

	ERA	W	L	S	G	IP	ER
Angel Stadium	7.50	0	2	0	8	6.0	5
Camden Yards	2.45	2	0	0	12	14.2	4
Chase Field	0.00	0	0	0	1	2.0	0
Citi Field	0.00	0	0	0	1	1.2	0
Comerica Park	3.72	1	1	0	9	9.2	4
Coors Field	0.00	0	0	0	2	2.2	0
Fenway Park	6.89	1	0	1	13	15.2	12
Great American	INF	0	1	0	1	0.0	1
Kauffman Stadium	1.17	1	1	0	7	7.2	1
Metrodome	4.59	2	0	0	25	33.1	17
Miller Park	13.50	0	1	0	3	3.1	5
Minute Maid Park	0.00	0	0	0	2	2.0	0
Oakland Coliseum	0.00	0	0	0	6	4.1	0
Olympic Stadium	6.75	0	0	0	2	1.1	1
Original Yankee Stadium	3.00	0	1	0	7	6.0	2
PNC Park	0.00	0	0	0	1	2.1	0
Progressive Field	7.50	0	0	0	7	6.0	5
Rangers Ballpark	3.18	1	0	0	13	17.0	6
Rogers Centre	1.80	1	0	0	10	10.0	2
Safeco Field	7.71	0	0	0	8	7.0	6
Sun Life Stadium	0.00	1	0	0	4	2.1	0
Target Field	13.50	0	0	0	3	1.1	2
Tropicana Field	2.86	7	2	7	96	100.2	32
Turner Field	0.00	0	0	0	2	2.0	0
U.S. Cellular Field	4.82	1	0	0	10	9.1	5
Yankee Stadium	10.13	1	1	0	8	5.1	6

## FIELDING STATISTICS

Pitcher		Year	Pct.	G	PO	A	E	TC	DP
2001	1,000	2	0	1	0	1	0	1	0
2003	1,000	17	0	4	0	4	0	4	0
2004	1,000	36	3	4	0	7	0	7	0
2007	1,000	25	1	5	0	6	0	6	0
2008	1,000	51	0	5	0	5	0	5	0
2009	1,000	73	1	3	0	4	1	4	1
2010	1,000	57	2	2	0	4	0	4	0
<b>Totals</b>	<b>1,000</b>	<b>261</b>	<b>7</b>	<b>24</b>	<b>0</b>	<b>31</b>	<b>1</b>	<b>31</b>	<b>1</b>

## BALFOUR'S CAREER BESTS

**Low Hit Complete Game:** None  
**Innings Pitched:** 4.0, August 23, 2003 vs. Kansas City  
**Strikeouts:** 5 (twice), last: July 3, 2004 at Arizona  
**Longest Winning Streak:** 5, August 23, 2008 to May 23, 2009  
**Longest Losing Streak:** 3, August 30, 2009 to May 10, 2010  
**Longest Scoreless Streak:** 14.2, June 8 to July 9, 2008

**FIRST BASE****Height/Weight:** 6-0 / 204**Bats/Throws:** Left / Right**Birthdate:** August 16, 1985**Opening Day Age:** 25**Birthplace/Resides:** Springfield, Vermont / Corona, California**Major League Service:** 2 years, 119 days**Obtained:** Acquired from the St. Louis Cardinals with pitchers Kiko Calero and Dan Haren for pitcher Mark Mulder, December 18, 2004**Contract Status:** First year of a one-year contract through 2011.**CAREER HIGHLIGHTS**

Is a .260 career hitter in 371 games and four seasons with Oakland...also has 211 walks for a .369 on-base percentage...has two full seasons (2008, 2010) and two partial seasons (2007, 2009)...led the American League in walks (110) in 2010 and ranked fifth in on-base percentage (.393)...batted .347 in 18 games with the A's in his Major League debut in 2007 and set an Oakland record by reaching base safely via hit or walk in each of the first 20 games of his career...was originally a first round draft pick of St. Louis in 2003 and spent two seasons in the Cardinals farm system as a catcher...was named to the Midwest League Postseason All-Star team at Single-A Peoria in 2004...was traded to the Oakland organization following the 2004 season in the Mark Mulder deal and was converted to first base...played for the United States team in the Futures Game July 10, 2005 at Comerica Park...missed most of the 2006 season after fracturing the radial head of his left elbow in a game against Iowa May 23.

**2010 HIGHLIGHTS**

Batted .273 with 10 home runs, 57 RBI and an American League-leading 110 walks...the walks fueled a .393 on-base percentage, which was fifth best in the AL...also ranked second in the league in pitches per plate appearance (4.39), tied for second in times on base (265), tied for fourth in sacrifice hits (12), seventh in games (159) and tied for ninth in triples (5)...led the A's in games, at bats (556), runs (79), hits (152), doubles (33), walks, on-base percentage and slugging percentage (.405), and tied for the lead in sacrifice hits...the slugging percentage is the lowest by a team-leader in Oakland history...the previous low was established in 2009 by Kurt Suzuki (.421)...the sacrifice hits were the most by an Athletic since A.J. Hinch had 13 in 1998, the most by a first baseman in Oakland history and the most by any Major League first baseman since Rod Carew had 16 for California in 1982...all 12 occurred over his first 99 games...had no sacrifice hits over his final 60 games, beginning July 30...stole seven bases, which led AL first basemen and were third most by a first baseman in Oakland history...they were the most since Don Baylor had 24 of his 52 steals in 1976 as a first baseman...led AL first basemen in games (157), games started (155), total chances (1492) and putouts (1404) but committed 10 errors, which tied for second most...his .993 fielding percentage was second lowest among AL qualifiers...had seven errors over his first 30 games (.976 fielding percentage) but just three over his last 127 contests (.998)...the games played, games started, total chances and putouts set Oakland records for a first baseman...the games were second most in Athletics history (Norm Siebern, 162 in 1962)...struck out 102 times, marking the 14th time in Athletics history a player has reached the century mark in walks and strikeouts in the same season...batted .310 with a .490 slugging percentage against left-handed pitching and .259 with a .372 slugging percentage against right-handers...hit nine of his 10 home runs on the road...has hit just six of his 26 career home runs in the Coliseum...also had nine home runs at night...hit .233 with runners in scoring position, including .181 with RISP and two outs...made a team-leading 149 starts hitting second...also hit third five times and sixth once...went 0 for 3 with two strikeouts as a pinch hitter and is now 1 for 13 (.077) with two RBI and eight strikeouts in his career in the pinch.

**OAKLAND:** Walked a Major League-leading 22 times during the spring, the most walks by an Athletic since spring stats were first available in 1991...the previous best was 17 by Mark McGwire in 1991...then walked three times in the opener, April 5 at Seattle...that tied the Oakland Opening Day record set by Sal Bando in 1975 and matched by Barton in 2008...had his first career four-RBI game April 8 against the Mariners...drove in seven runs over his first five games but then had a career long 16-game streak without a RBI from April 10 to 27...the streak ended when he homered April 28 at Tampa Bay, snapping a career-long 41-game homerless streak...it was his first home run since Sept. 11, 2009...



fractured the volar plate in the middle finger of his right hand April 25 against Cleveland but did not miss any games...homered in the 11th inning May 11 at Texas and added the game-winning RBI single in the 13th... according to the Elias Sports Bureau, he is the first Athletic to have a RBI hit in two different extra inning at-bats in the same game since Harry Simpson did it for the Kansas City A's June 12, 1956 in a 9-3, 15-inning win at Washington...had a career-high 11-game hitting streak from May 25 to June 4...hit .341 (14 for 41) during the streak...had a second 11-game hitting streak from Aug. 17 to 28 (16 for 39, .410)...hit safely in 15 consecutive road games from May 25 to June 16 (20 for 58, .345)...tied an Oakland record with three doubles June 26 against Pittsburgh (23rd time, last by Ryan Sweeney, Sept. 14, 2009)...added four RBI, becoming just the third player in Oakland history with three doubles and at least four RBI in a game (Sweeney and Ben Grieve, Sept. 3, 1997 vs. San Francisco)...was ejected from the game July 6 by home plate umpire Mike Winters after striking out in the fifth inning...it was his first career ejection...was ejected for a second time Sept. 12 by Hunter Wendelstedt after striking out to end the game against Boston...homered in the fifth inning July 10 against Los Angeles to snap a career-high tying 0 for 20 streak (also Sept. 8-16, 2008)...it also snapped a 34-game homerless streak...scored a career-high four runs Aug. 28 in Texas when he went 2 for 3 with a home run and two walks...set an Oakland record with five consecutive multi-walk games from Aug. 28 to Sept. 1...reeled off his best month of the season in August when he batted .311 with three home runs, nine RBI and 27 walks (.466 on-base percentage) in 27 games...boasted a .281 average entering September, but he hit .226 with no home runs and four RBI in 28 games in the month...then had his first career two-homer game and drove in a career-high six runs Oct. 1 at Seattle...hit a solo home run in the first inning, his first career grand slam in the second and added a RBI double in the sixth.

## CAREER

**2009**—After spending the entire 2008 season with the A's, Barton split 2009 between Triple-A Sacramento and Oakland...hit .261 with nine home runs and 48 RBI in 70 games with the River Cats and .269 with three home runs and 24 RBI in 54 games with the A's...was batting .147 with a home run and three RBI with Oakland when he was placed on the 15-day disabled list July 28 retroactive to July 27 with a strained left hamstring...hit .302 with two home runs and 21 RBI in 37 games following his return...batted .212 with five extra base hits in Oakland compared to .333 with 11 extra base hits on the road...had more walks (26) than strikeouts (25)...hit .359 with 16 of his 24 RBI against American League West teams and .183 against everyone else...batted .324 with nine RBI in the eighth inning or later and .252 with 15 RBI over the first seven innings...had a .271 batting average with two of his three home runs and 16 of his 24 RBI with two strikes...hit .333 when leading off an inning...batted .231 against a pitcher the first time he saw him in a game and .339 after that...hit .192 with two outs and .306 with less than two outs...appeared in 51 games, including 46 starts, at first base and made just one error for a .998 fielding percentage...opened the season with the River Cats but was recalled by the A's June 8...hit .118 with one RBI in 12 games, four starts, before he was optioned back to Sacramento June 28...recalled for a second time July 20 and hit .176 with a home run and two RBI in five starts before going on the DL with the hamstring injury...began a rehab assignment with the A's affiliate in the Arizona Rookie League Aug. 13 and hit .278 with a home run, three RBI and six walks in six games...was transferred to Single-A Stockton Aug. 20 and went 0 for 4 in one game...was reinstated from the DL the next day and started 37 of the A's final 42 games at first base...hit .310 with two home runs, 16 RBI and 19 runs scored in 24 games in September...drove in a run in six consecutive games from Sept. 20 to 26 (nine RBI total)...had his first career four-hit game Sept. 26 at Los Angeles to boost his batting average to a season-high .281...then went 5 for 25 (.200) over his final seven games...led Sacramento with nine hit by pitches and added 45 walks for a .386 on-base percentage...batted .184 with the bases empty and .368 with runners on (including .400 with runners in scoring position)...hit .273 with seven of his nine home runs against right-handed pitching and .239 against left-handers...committed four errors in 67 games at first base for a .994 fielding percentage...had a 10-game hitting streak from May 6 to 16 (12 for 37, .324)...was batting .203 entering play May 18 when he hit his first home run of the season against Round Rock...went 24 for 77 (.312) with three home runs and 12 RBI over his next 20 games to earn his first promotion to Oakland June 8...was optioned back to Sacramento June 28 and hit .321 with six home runs, 16 RBI and 12 walks (.463 on-base percentage) in 15 games before returning to Oakland for good July 20...had a season best 13-game hitting streak over two stints with the River Cats from June 2 to July 7 (19 for 53, .358).

**2008**—Struggled in his first full season with the A's as he batted .226 with nine home runs and 47 RBI in 140 games...the average was third lowest in the American League and seventh lowest in Oakland

history...also had the third lowest slugging percentage in the AL...led AL rookies in walks (65) and ranked third in triples (5)...the triples tied for third most by a rookie in Oakland history and the walks tied for fifth most...led the A's in triples, sacrifice hits (6) and intentional walks (5)...his batting average included a .208 mark against right-handed pitching and .273 against lefties...hit .218 in night games, which was the lowest in the AL...batted under .200 in three months including .139 in May, .160 in July and .198 in August...hit at least .269 in the other three months, including .278 in April, .269 in June and .279 in September...compiled a .303 batting average when leading off an inning...hit eight of his nine home runs on the road and six came after the All-Star Break...made a team leading 124 starts at first base and committed 13 errors for a .988 fielding percentage...led AL first basemen in errors and lowest fielding percentage and tied for second in double plays (128)...his fielding percentage was the lowest by a first baseman in Oakland history and the errors tied for second most, falling one short of the record of 14 by Jason Giambi in 1998...also appeared in one game at third base...was the A's Opening Day starter at first base March 25 against Boston in Tokyo and at the age of 22 years, 222 days, he was the A's youngest Opening Day starter since Eric Chavez started at third base in 2000 at the age of 22 years, 117 days...walked three times in the game to tie the Oakland Opening Day record for walks, set by Sal Bando in 1975...went 0 for 4 in the A's Coliseum opener April 1 against Boston...that snapped a career opening streak of 20 consecutive games reaching base via hit or walk, which was the longest such streak to start a career in Oakland history...the previous mark was 14 by Bruce Robinson in 1978...went 4 for 49 (.082) over an 18-game stretch from May 3 to 25...finished May with a .139 batting average, which was the second lowest May batting average in Oakland history to John Donaldson, who hit .134 in 1968...walked in all four plate appearances June 1 at Texas, the first four-walk game of his career...was batting .224 with three home runs and 25 RBI in 89 games before he was placed on the 15-day disabled list July 19 retroactive to July 14 with a neck strain...hit .194 with a home run and three RBI during an eight-game rehab assignment with Triple-A Sacramento from July 24 to 31 and was reinstated from the DL Aug. 1...went 8 for 68 (.118) over his first 20 games following his return, but then hit .307 with four home runs and 15 RBI over his final 31 games...snapped a career long 0 for 20 streak with a RBI double in the sixth inning Sept. 16 against Los Angeles...made his Major League debut at third base Sept. 20 against Seattle...had surgery on his right hip Oct. 24.

**2007**—Spent the entire regular season at Triple-A Sacramento and also played for the River Cats in the first round of the Pacific Coast League playoffs before he was selected by Oakland Sept. 10...started all 18 games at first base for the A's following his promotion and batted .347 in his Major League debut...of his 25 hits, 13 were for extra bases (nine doubles, four home runs) and he had a .639 slugging percentage...added 10 walks for a .429 on-base percentage...based on a minimum of 75 plate appearances, he had the third best single season batting average in Oakland history, the sixth best slugging percentage and the ninth best on-base percentage...reached base safely via hit or walk in all 18 of his games and had nine multiple hit games...hit .378 with three of his four home runs against right-handed pitching compared to .296 against left-handers...batted .419 on the road and .293 in Oakland...did not commit an error in 159 total chances at first base...made his ML debut Sept. 10 at Seattle and went 2 for 3 with a double and two walks...walked in his first two plate appearances before doubling off Ryan Feierabend in the sixth inning for his first ML hit...had nine hits in his first five games, which tied the Oakland record for most hits by a player in his first five ML games...shares the mark with Mitchell Page (1977), Jeff Cox (1980) and Ben Grieve (1997)...hit his first ML home run Sept. 14 against Texas, a two-run shot off Kason Gabbard in the third inning...batted .293 with nine home runs and 70 RBI in 136 games with Sacramento...led the River Cats in games, runs (84), hits (151), doubles (38), RBI and walks (78)...tied for fourth among all Triple-A batters in walks (78)...led the A's farm system in hits...batted .304 with eight of his nine home runs against right-handed pitching...hit .321 before the All-Star break and .246 after the break...batted over .300 in just one month and that was in July when he hit .454 with 14 doubles, two home runs and 20 RBI in 27 games...appeared in 115 games at first base, 18 at third base and five at designated hitter...had a grand slam and a season high five RBI May 3 at Las Vegas...had a 24-game hitting streak from June 5 to 29, which was the longest streak in the PCL in 2007...hit .490 (49 for 100) during the streak with 14 doubles, two home runs, 20 RBI and 24 runs scored...that included a streak of 10 straight multiple hit games from June 15 to 25 (27 for 40, .675)...went 11 for 20 (.550) with four home runs and 10 RBI in five games against Salt Lake in the first round of the PCL playoffs before he was promoted to Oakland.

**2006**—Batted .259 with two home runs and 22 RBI in 43 games with Triple-A Sacramento...his season was cut short after fracturing the radial head of his left elbow in a game against Iowa May 23...batted

.338 in 22 road games compared to .171 in 21 home games...hit .326 with runners in scoring position...hit .361 against left-handed pitching compared to .225 against right-handers...hit safely in 19 of his first 25 games, going 28 for 90 (.311)...went 10 for 57 (.175) over his next 18 games before going on the disabled list...played two games with the A's affiliate in the Arizona Rookie League Aug. 15 and 16 and went 1 for 5 with a double...batted .500 with three RBI in four games for Este in the Dominican Winter League...also hit .182 with a home run and three RBI in three playoff games.

**2005**—Split his season between Single-A Stockton and Double-A Midland and batted a combined .317 with 13 home runs and 89 RBI in 135 games...added 97 walks for a .426 on-base percentage...tied for fourth in all of Minor League Baseball in walks...tied for the best batting average in the A's farm system and ranked fourth in RBI...batted .380 with runners in scoring position and two outs...reached base safely via hit or walk in 123 of his 135 games...appeared in 113 games at first base, 20 at designated hitter and one each at catcher, third base, left field and right field...began the year at Stockton and hit .318 with eight home runs and 52 RBI in 79 games with the Ports...batted .404 with 24 RBI, 23 runs scored and 22 walks in 25 games in June...reached base safely via hit or walk in 40 consecutive games from May 3 to June 13...hit .306 with 37 walks for a .451 on-base percentage during the streak...had three four-hit games with the Ports and all came over an eight-game span from June 16 to 23...was promoted to Midland July 4 and hit .316 with five home runs and 37 RBI in 56 games with the RockHounds, including .348 in August...played for the United States team in the Futures Game July 10 at Comerica Park and went 0 for 1...had a season best 20-game hitting streak from August 7 to 28 and batted .390 during the streak, which equaled the second longest hitting streak in the Texas League in 2005...then hit .303 with a home run and two RBI in nine postseason games to help Midland win the Texas League Championship...played for the Arizona Fall League Champion Phoenix Desert Dogs and hit .267 with one home run and 10 RBI in 24 games...tied for the AFL league lead in walks (21) and had a .429 on-base percentage.

**2004**—Was named to the Midwest League Postseason All-Star team at catcher while playing for Single-A Peoria...led the Midwest League in on-base percentage (.445), ranked third in batting (.313) and was fourth in slugging (.511)...his on-base percentage ranked second among all minor leaguers and his batting average ranked second among all minor league catchers...ranked fourth in the St. Louis farm system in batting and RBI (77)...also ranked fourth in the ML in walks (69) and fewest strikeouts per plate appearance (8.93)...appeared in just 90 games for Peoria, as he did not join the club until May 16, but led the team in RBI, walks, on-base percentage and slugging and tied for the team lead in home runs (13)...batted .409 with runners in scoring position...appeared in 52 games at catcher and had a .975 fielding percentage...tossed out 18 of 71 (25.4%) attempted base stealers...hit safely in each of his first 12 games from May 16 to 29, his longest hitting streak of the season (20 for 41, .488)...was named Midwest League Player of the Week for the week of May 24-30...had his only two homer game of the season June 7 against Battle Creek...had a season high five RBI July 7 at Battle Creek as part of a streak of nine consecutive games with an RBI from July 5 to 17 (14 RBI total)...went 3 for 12 (.250) with two walks and two stolen bases in three playoff games for Peoria.

**2003**—Was the first round draft pick of St. Louis and signed June 10...was assigned to Johnson City of the Rookie Appalachian League...ranked third in the league in walks (37) and on-base percentage (.420)...batted .294 with four home runs and 29 RBI in 54 games...led Johnson City in walks and ranked second in on-base percentage...appeared in 37 games at catcher and had a .983 fielding percentage...tossed out 16 of 56 (28.6%) attempted base stealers...also appeared in six games at third base...batted .185 over his first 20 games through July 13...then hit .345 over his final 34 games.

## **PERSONAL/MISCELLANEOUS**

Daric W. Barton...graduated from Marina High School (Huntington Beach, CA) in 2003...hit .372 (29 for 78) with 10 home runs and 27 RBI as a senior.

## LIFETIME PLAYING RECORD

Year	Club	AVG.	G	AB	R	H	2B	3B	HR	RBI	SH	SF	HP	BB	SO	SB	CS	SLG	OBP	E
2003	Johnson City	.294	54	170	29	50	10	0	4	29	0	3	2	37	48	0	3	.424	.420	4
2004	Peoria	.313	90	313	63	98	23	0	13	77	0	3	8	69	44	4	4	.511	.445	11
2005	Stockton	.318	79	292	60	93	16	2	8	52	0	4	3	62	49	0	1	.469	.438	9
	Midland	.316	56	212	38	67	20	1	5	37	0	2	0	35	30	1	1	.491	.410	5
2006	Sacramento	.259	43	147	25	38	6	4	2	22	0	1	0	32	26	1	0	.395	.389	7
	Arizona A's	.200	2	5	1	1	1	0	0	2	0	0	0	0	0	0	0	.400	.200	0
2007	Sacramento	.293	136	516	84	151	38	5	9	70	0	4	6	78	69	3	4	.438	.389	17
	OAKLAND	.347	18	72	16	25	9	0	4	8	0	1	1	10	11	1	0	.639	.429	0
2008	OAKLAND	.226	140	446	59	101	17	5	9	47	6	3	3	65	99	2	1	.348	.327	13
	Sacramento	.194	8	31	4	6	0	0	1	3	0	0	0	2	0	0	0	.290	.242	0
2009	Sacramento	.261	70	253	48	66	21	1	9	48	2	4	9	45	43	1	0	.458	.386	4
	OAKLAND	.269	54	160	31	43	12	1	3	24	1	3	2	26	25	0	2	.413	.372	1
	Arizona A's	.278	6	18	3	5	1	0	1	3	0	0	0	6	4	0	0	.500	.458	0
	Stockton	.000	1	4	0	0	0	0	0	0	0	0	0	0	0	0	0	.000	.000	0
2010	OAKLAND	.273	159	556	79	152	33	5	10	57	12	5	3	110	102	7	3	.405	.393	10
<b>ML Totals</b>		<b>.260</b>	<b>371</b>	<b>1234</b>	<b>185</b>	<b>321</b>	<b>71</b>	<b>11</b>	<b>26</b>	<b>136</b>	<b>19</b>	<b>12</b>	<b>9</b>	<b>211</b>	<b>237</b>	<b>10</b>	<b>6</b>	<b>.399</b>	<b>.369</b>	<b>24</b>

## CAREER TRANSACTIONS

**2003** — Selected by the St. Louis Cardinals organization in the 1st round (28th selection overall) of the First-Year Player Draft. **2004** — Traded to the Oakland Athletics with pitchers Kiko Calero and Dan Haren for pitcher Mark Mulder, December 18. **2008** — On disabled list, July 14 to 31; included rehabilitation assignment to Sacramento, July 24 to 31. **2009** — On disabled list, July 27 to August 20; included rehabilitation assignment to the Arizona A's, August 13 to 19, and Stockton, August 20

## VS. THE AMERICAN LEAGUE

2010		CAREER								
AVG.	AB	H	HR	RBI	vs. TEAM	AVG.	AB	H	HR	RBI
.364	33	12	0	1	Baltimore	.265	49	13	0	1
.333	33	11	1	4	Boston	.246	69	17	3	7
.303	33	10	0	8	Chicago	.262	65	17	0	9
.353	34	12	0	1	Cleveland	.311	90	28	1	7
.300	20	6	1	4	Detroit	.250	64	16	2	9
.214	28	6	0	0	Kansas City	.266	64	17	2	6
.219	73	16	1	4	Los Angeles	.279	183	51	4	20
.200	30	6	0	1	Minnesota	.157	89	14	2	9
.240	25	6	1	1	New York	.238	42	10	1	1
—	0	0	0	0	Oakland	—	0	0	0	0
.322	59	19	2	12	Seattle	.331	151	50	4	25
.364	33	12	1	5	Tampa Bay	.280	50	14	1	8
.230	61	14	3	8	Texas	.248	137	34	5	18
.222	27	6	0	1	Toronto	.213	61	13	1	4

## VS. THE NATIONAL LEAGUE

2010		CAREER								
AVG.	AB	H	HR	RBI	vs. TEAM	AVG.	AB	H	HR	RBI
—	0	0	0	0	Arizona	.000	6	0	0	0
—	0	0	0	0	Atlanta	.167	6	1	0	1
.308	13	4	0	1	Chicago	.308	13	4	0	1
.273	11	3	0	0	Cincinnati	.273	11	3	0	0
—	0	0	0	0	Colorado	.333	3	1	0	0
—	0	0	0	0	Florida	.500	4	2	0	0
—	0	0	0	0	Houston	—	0	0	0	0
—	0	0	0	0	Los Angeles	.000	2	0	0	0
—	0	0	0	0	Milwaukee	—	0	0	0	0
—	0	0	0	0	New York	—	0	0	0	0
—	0	0	0	0	Philadelphia	.100	10	1	0	0
.364	11	4	0	6	Pittsburgh	.364	11	4	0	6
.100	10	1	0	0	St. Louis	.100	10	1	0	0
—	0	0	0	0	San Diego	.500	2	1	0	0
.182	22	4	0	0	San Francisco	.214	42	9	0	4
—	0	0	0	0	Washington	—	0	0	0	0

## MONTHLY BREAKDOWN

2010		CAREER								
AVG.	AB	H	HR	RBI	by MONTH	AVG.	AB	H	HR	RBI
—	0	0	0	0	March	.000	5	0	0	0
.299	77	23	1	8	April	.287	174	50	2	19
.267	105	28	2	12	May	.215	177	38	3	18
.284	102	29	1	10	June	.264	197	52	2	18
.247	81	20	1	8	July	.220	123	27	2	11
.311	90	28	3	9	August	.256	219	56	7	25
.226	93	21	0	4	September	.287	317	91	8	37
.375	8	3	2	6	October	.318	22	7	2	8

## BATTING BREAKDOWN

2010		CAREER								
AVG.	AB	H	HR	RBI	by CATEGORY	AVG.	AB	H	HR	RBI
.285	277	79	1	30	Home	.259	622	161	6	63
.262	279	73	9	27	Road	.261	612	160	20	73
.260	181	47	1	17	Day	.256	386	99	5	36
.280	375	105	9	40	Night	.262	848	222	21	100
.272	320	87	5	32	Pre-ASG	.246	614	151	8	58
.275	236	65	5	25	Post-ASG	.274	620	170	18	78
.310	155	48	4	19	vs. LHP	.296	334	99	9	41
.259	401	104	6	38	vs. RHP	.247	900	222	17	95
.233	146	34	2	42	RISP	.239	297	71	7	101
.313	16	5	1	15	Bases Loaded	.214	28	6	1	27
.000	3	0	0	0	Pinch Hitter	.077	13	1	0	2
—	0	0	0	0	Designated Hitter	—	0	0	0	0

## BALLPARK BREAKDOWN

	AVG.	AB	H	HR	RBI
Angel Stadium	.315	92	29	2	14
AT&T Park	.238	21	5	0	3
Ballpark in Arlington	.258	62	16	4	8
Busch Stadium	.100	10	1	0	0
Camden Yards	.346	26	9	0	1
Chase Field	.000	6	0	0	0
Comerica Park	.171	35	6	1	5
Dodger Stadium	.000	2	0	0	0
Fenway Park	.281	32	9	3	5
Kauffman Stadium	.321	28	9	2	5
Metrodome	.111	18	2	1	3
Oakland Coliseum	.261	617	161	6	63
PETCO Park	.500	2	1	0	0
Progressive Field	.278	54	15	1	6
Rogers Centre	.175	40	7	1	3
Safeco Field	.326	86	28	3	13
Target Field	.182	22	4	0	1
Tokyo Dome	.000	5	0	0	0
Tropicana Field	.111	9	1	1	1
Turner Field	.167	6	1	0	1
U.S. Cellular Field	.206	34	7	0	2
Wrigley Field	.308	13	4	0	1
Yankee Stadium	.429	14	6	1	1

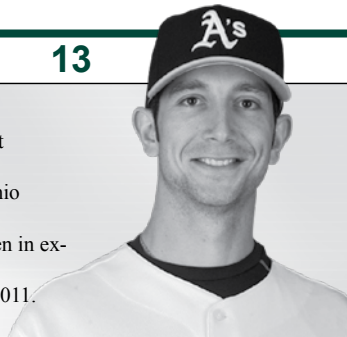
## FIELDING STATISTICS

First Base							
YEAR	PCT.	G	PO	A	E	TC	DP
2007	1.000	18	153	7	0	160	19
2008	.988	134	1021	73	13	1107	128
2009	.998	51	418	25	1	444	39
2010	.993	157	1404	78	10	1492	121
<b>Totals</b>	<b>.993</b>	<b>360</b>	<b>2996</b>	<b>183</b>	<b>24</b>	<b>3203</b>	<b>307</b>

Third Base							
YEAR	PCT.	G	PO	A	E	TC	DP
2008	1.000	1	1	1	0	2	1
<b>Totals</b>	<b>1.000</b>	<b>1</b>	<b>1</b>	<b>1</b>	<b>0</b>	<b>2</b>	<b>1</b>

## BARTON'S CAREER BESTS

**Hits:** 4, September 26, 2009 at Los Angeles (AL)  
**Home Runs:** 2, October 1, 2010 at Seattle  
**Runs Batted In:** 6, October 1, 2010 at Seattle  
**Stolen Bases:** 1 (10 times), last: September 11, 2010 vs. Boston  
**Hitting Streak:** 11 (twice), last: August 17 to 28, 2010  
**Hitless Streak (At Bats):** 20 (twice), last: July 4 to 10, 2010  
**Grand Slams:** 1, October 1, 2010 at Seattle (Luke French).  
**Pinch-Hit Home Runs:** None.  
**Inside-The-Park Home Runs:** None.  
**Game Ending Home Runs:** None.  
**Lead Off Home Runs:** None



## LEFT-HANDED PITCHER

**Height/Weight:** 6-6 / 175

**Bats/Throws:** Left / Left

**Birthdate:** September 6, 1983

**Opening Day Age:** 27

**Birthplace/Resides:** Johnson City, Tennessee / Swanton, Ohio

**Major League Service:** 1 year, 162 days

**Obtained:** Acquired from the Chicago Cubs with Rob Bowen in exchange for Jason Kendall and cash, July 16, 2007

**Contract Status:** First year of a one-year contract through 2011.

## CAREER HIGHLIGHTS

Has a 3.97 ERA in 125 games over four seasons with the A's...spent his first full season at the Major League level in 2010, posting a 3.70 ERA in 63 games...appeared in 62 games with the A's over the previous three seasons...made his Major League debut with six games in 2007, pitched in 36 games over the final three months of 2008 and had 20 outings over three stints in 2009...was originally drafted by the Cubs in the 17th round of the 2004 draft, but was traded to the A's organization mid-way through the 2007 season as part of the Jason Kendall trade...has 374 strikeouts in 322.1 career minor league innings (10.44 per nine innings)...was named to the Northwest League postseason All-Star team in his first professional season in 2004 while pitching for Boise.

## 2010 HIGHLIGHTS

The 2010 season was his fourth in the majors but it marked the first time he spent the entire year at the big league level...was 2-1 with a save and a 3.70 ERA in a career-high 63 appearances...the save was the first of his career...allowed seven home runs in 48.2 innings after yielding five home runs in 64.2 innings over his first three seasons combined...four of the seven home runs came against the first batter he faced in an outing, which tied for the American League lead...has surrendered seven of his 12 career home runs to first batters faced...allowed 12 of 34 (35.3%) inherited runners to score, which was the sixth highest percentage in the AL, and first batters faced were 15 for 59 (.254) with four walks...yielded a .274 opponents batting average, including .231 (21 for 91) against left-handed hitters and .311 (33 for 106) against right-handers...issued 14 of his 18 walks and allowed five of his seven home runs to righties...his career splits are .227 (42 for 185) against lefties and .276 (71 for 257) against righties...30 of his 39 walks and nine of his 12 home runs have come against right-handed hitters...had a 5.00 ERA in 38 outings on one day of rest or less compared to a 2.08 ERA in 25 appearances with two days or rest or more...posted a 2.37 ERA and .248 opponents batting average in 41 games at night compared to an 8.44 ERA and .354 opponents average in 22 outings during the day...did not allow a run in five outings against Kansas City (2.2 ip) and has not allowed a run in 11 career appearances against the Royals (9.0 ip)...tossed fewer than one inning in 34 of his 63 outings.

**OAKLAND:** Tossed a season-high 2.0 scoreless innings in his first outing April 5 against Seattle, a mark he would match May 26 at Baltimore and Aug. 30 at New York...picked up both of his wins over his first seven games of the season, April 7 against Seattle and April 17 against Baltimore...allowed a season-high three runs on a season-high three hits in 0.2 innings May 15 at Los Angeles...that started an eight-batter stretch through May 18 where the opposition went 7-for-7 with a sacrifice hit and scored five runs...finished May with a 7.71 ERA and .406 opponents batting average...struck out a career-high tying four batters in 2.0 innings May 26 at Baltimore (also Sept. 24, 2009 vs. Texas)...issued a career-high three walks and was charged with the loss June 17 at Chicago (NL)...had a career-high tying 9.2 inning scoreless streak over a 13-game stretch from June 25 to July 23...allowed six hits, did not walk a batter and struck out nine during the streak...made his 100th career appearance July 7 against New York when he tossed a scoreless seventh inning...posted a 1.00 ERA with no walks in 13 games in July (9.0 ip)...now has a 0.83 ERA (2 er in 21.2 ip) in 25 career appearances in July...was charged with his only blown save of the season Aug. 18 against Toronto when he entered the game with the bases loaded and a 4-2 lead, and allowed a two-run single to Lewis...came back the next day to retire the side in order in the ninth inning of the A's 4-3 win over Tampa Bay for his first Major League save...tossed a career-high 43 pitches over 2.0 shutout innings Aug. 30 at New York...hurled a scoreless sixth inning Sept. 15 at

Kansas City but that would be his last outing of the season due to a left shoulder strain...had surgery to repair a labrum tear in his left hip following the season.

## CAREER

**2009**—Made the A's Opening Day roster for the first time and had three stints with Oakland, compiling a 4.84 ERA in 20 relief appearances...posted a 12.46 ERA in five relief appearances over his first two stints but returned when rosters expanded in September to compile a 3.00 ERA in 15 appearances...allowed a .229 batting average overall, including .218 against right-handed hitters and .250 against left-handers...walked just six while striking out 23 in 22.1 innings...yielded a .190 average with runners in scoring position...posted a 0.90 ERA and .147 opponents average in 11 outings at night and had an 8.03 ERA and .286 opponents average in nine day games...owned a 2.70 ERA and .167 opponents batting average in seven outings on the road and a 5.74 ERA and .254 opponents average in 13 appearances in Oakland...allowed 2 of 9 (22.2%) inherited runners to score and first batters faced were 4 for 18 (.222) with a pair of walks...was on the A's Opening Day roster and, after walking the only batter he faced in his first outing and allowing four runs on two hits and two walks in his second outing April 15 against Boston, he was optioned to Triple-A Sacramento April 18...was recalled May 4 and allowed two runs on five hits in 3.2 innings (4.91 ERA) over three outings before being sent back to Sacramento May 14...returned for the final time when rosters expanded on Sept. 1...did not allow a run over his first five outings in September (5.2 ip) but then yielded at least one run in five of his final 10 outings (4.38 ERA)...retired 22 of 23 batters from Sept. 20 to Oct. 2, including 13 by strikeout...struck out a career-high four in 2.0 perfect innings Sept. 24 against Texas...was 5-3 with two saves and a 3.84 ERA in 45 relief appearances with Sacramento...walked just 18 while striking out 62 in 63.1 innings...allowed a .271 batting average, including .263 by right-handers and .286 by left-handers...yielded four of his five home runs to righties...opponents batted .235 with runners in scoring position, including .189 with RISP and two outs...allowed 7 of 29 (24.1%) inherited runners to score and converted 2 of 6 (33.3%) save opportunities...had a 7.36 ERA in the ninth inning and a 2.57 ERA in innings six through eight...had a 2.76 ERA and .209 opponents batting average in 24 outings at home and a 4.99 ERA and .328 opponents average in 21 appearances on the road...had a 3.72 ERA during his first stint with Sacramento, including April 26 against Las Vegas when he tossed a season-high 3.0 scoreless innings...returned for his second stint following his May 14 option and allowed seven runs in 5.1 innings (11.81 ERA) over his first five outings...then had a season-best 10.0 inning scoreless streak over his next seven games from May 29 to June 14...allowed his first inherited runner to score June 29 after stranding each of his first 12...finished June with a 2-0 record and a 1.32 ERA in 10 relief appearances...recorded his only two saves in back-to-back outings Aug. 15 and 17 at Memphis.

**2008**—Spent the first three months of the season at Triple-A Sacramento where he was 2-2 with a 2.78 ERA and 10 saves in 28 relief appearances...was promoted to Oakland July 4 and spent the remainder of the season with the A's, going 1-3 with a 3.11 ERA in 36 relief appearances...allowed a .230 opponents batting average with Oakland, which included a .193 mark against left-handed hitters and .256 against right-handers...allowed both of his home runs against righties and had a .402 slugging percentage against righties and .228 against lefties...allowed 5 of 24 (20.8%) inherited runners to score but first batters faced were 10 for 31 (.323) with three walks...yielded a .271 batting average with the bases empty and .188 with runners on base...including .179 with runners in scoring position...did not allow a run in 12 outings on no days rest (10.0 ip)...had a 0.81 ERA in 21 outings on one day rest or less and a 6.46 ERA in his other 15 outings...compiled a 0.98 ERA and .133 opponents batting average in 17 outings in Oakland...had a 1.69 ERA in 15 games during the day...was recalled from Sacramento July 4 and did not allow a run over his first eight games and 9.1 innings...that extended his career best scoreless streak to 9.2 innings dating back to 2007...the streak ended July 25 against Texas when he allowed a run in the seventh inning and took the loss...then picked up his first Major League win in his next outing July 27, also against the Rangers, when he tossed 1.1 scoreless innings in a 6-5 A's win...did not allow a run in 12 of his first 13 outings and had a 0.66 ERA at the conclusion of play Aug. 1...then allowed nine runs over his next eight outings through Aug. 22 for a 6.97 ERA...including Aug. 17 against Chicago when he tossed a career high 2.2 scoreless innings and retired all seven batters that he faced...compiled a 2.63 ERA from Aug. 26 until the end of the season...allowed all three of his inherited runners to score over his final four games after allowing just 2 of his first 21 to score (9.5%)...converted 10 of 11 (90.9%) save opportunities in his 28 appearances with Sacramento and led the River Cats in saves...struck out 36 batters and walked just six in 32.1 innings...allowed a .244 opponents batting average, which included a .235 mark by right-handed hitters and .262 by left-handers...allowed 2 of 10 (20.0%) inherited runners

to score...had a 1.72 ERA and .182 opponents batting average in 15 outings at home...allowed four runs on five hits in 0.2 innings in his second outing of the season April 7 at Portland...then posted a 1.72 ERA over his final 26 minor league appearances...had a 1.46 ERA in 10 appearances in May and a 1.86 ERA and .147 opponents batting average in nine outings in June.

**2007**—Began the season with Single-A Daytona of the Florida State League in the Chicago Cubs organization but finished it in the Major Leagues with Oakland...had a loss and a 9.64 ERA in six relief appearances with the A's and allowed a .348 opponents batting average...left-handed hitters were 3 for 9 (.333) and right-handers were 5 for 14 (.357)...stranded all three of his inherited runners and first batters faced were 2 for 6 (.333)...was selected from Triple-A Sacramento Sept. 15 after the River Cats won the Pacific Coast League Championship and made his ML debut with Oakland Sept. 16 against Texas...entered the game in the ninth inning with the A's trailing 11-9 and retired the side in order...struck out the first batter he faced, David Murphy...allowed at least one run in three of his six outings with the A's...was a combined 5-5 with a 1.63 ERA in 56 relief appearances with four minor league teams in two different organizations...converted all 10 of his save opportunities and allowed 5 of 25 (20.0%) inherited runners to score...walked just 18 and struck out 102 in 77.1 innings...had a strikeout to walk ratio of 5.67 and averaged 11.87 strikeouts per nine innings...yielded just three home runs, or one every 25.8 innings...allowed a .200 opponents batting average, which included .198 against right-handed hitters and .205 against left-handers...opponents hit .197 with runners in scoring position...was acquired by the A's from the Chicago Cubs along with Rob Bowen in exchange for Jason Kendall and cash considerations July 16...was assigned to Double-A Midland following the trade and was 1-3 with a save and a 3.32 ERA in 17 relief appearances with the RockHounds...was promoted to Triple-A Sacramento Aug. 31 and made one regular season appearance with the River Cats Sept. 1 at Tucson (2.2 ip, 1 h, 4 so)...then went 1-0 with two saves in four postseason appearances for Sacramento and did not allow a run in 9.0 innings (4 h, 2 bb)...struck out 20 of the 33 batters he faced...did not allow a run over his final 17.2 minor league innings...began the season at Single-A Daytona in the Cubs organization and was 1-0 with six saves and a 0.38 ERA in 15 appearances...was promoted to Double-A Tennessee May 17 and was 2-2 with three saves and a 1.53 ERA in 23 appearances with the Smokies...allowed just one run over an 18-game span from May 20 to July 1 (24.0 ip, 0.38 ERA).

**2006**—Combined for a 1-3 record, two saves and a 6.13 ERA in 29 games with Single-A Daytona, short season Single-A Boise and Double-A West Tenn...allowed a .301 opponents batting average, which included a .288 mark against right-handed hitters and .341 against left-handers...his opponents average jumped to .375 with runners in scoring position although that number dropped to .190 with RISP and two outs...began the year in extended spring training and was sent to Daytona May 23...was 0-1 with a save and a 9.00 ERA in eight relief appearances with the Cubs...was transferred to Boise of the short season Northwest League June 18 and was 1-2 with a 6.04 ERA in 16 games with the Hawks...was promoted to West Tenn Aug. 23 and ended up posting his best numbers in his Double-A debut...had one save and compiled a 1.42 ERA in five relief appearances with the Diamond Jaxx.

**2005**—Spent the entire season at Single-A Peoria and was 3-7 with 14 saves a 5.54 ERA in 48 games, including two starts...finished third in the Cubs farm system in saves and was second among Midwest League relievers with 12.21 strikeouts per nine innings...struck out 90 batters in 66.1 innings in relief and fanned 96 batters in 76.1 innings overall (11.32 per nine innings)...led Peoria in appearances and saves...converted 14 of 19 (73.7%) save opportunities...allowed a .260 opponents batting average, which included a .246 mark against left-handed hitters and .263 against right-handers...opponents hit .162 with runners in scoring position and two outs...picked up the win in his first professional start July 27 in the second game of a doubleheader against Daytona (5.0 ip, 3 h, 1 r, 1 er, 1 bb, 5 so).

**2004**—Made his professional debut at Single-A Boise of the short season Northwest League and was 6-1 with five saves and a 1.62 ERA in 23 relief appearances...was named to the NWL Postseason All-Star Team...tied for the Hawks team lead in wins and saves...held the opposition to a .145 batting average...allowed just one home run in 33.1 innings and struck out 42, an average of 11.34 per nine innings...did not allow a run over his final 15 regular season outings (22.2 ip)...then had three saves in three post season appearances (3.1 ip, 3 h, 1 r, 1 bb, 4 so) as Boise swept Vancouver in the best of five Northwest League Championship Series.



## PERSONAL/MISCELLANEOUS

Jerry Blevins was originally signed by Cubs scout Brian Williams...graduated from the University of Dayton...supports the A's Home Run Readers Program...pitched for the 2007 USA World Cup team that won the gold medal in Chinese Taipei.

### LIFETIME PITCHING RECORD

Year	Club	W	L	ERA	G	GS	CG	SHO	SV	IP	H	R	ER	HR	HB	BB	IBB	SO	WP	BK
2004	Boise	6	1	1.62	23	0	0	0	5	33.1	17	7	6	1	3	21	1	42	2	0
2005	Peoria	3	7	5.54	48	2	0	0	14	76.1	75	51	47	6	5	38	0	96	5	0
2006	Daytona	0	1	9.00	8	0	0	0	1	11.0	18	12	11	0	1	4	0	9	0	1
	Boise	1	2	6.04	16	0	0	0	0	22.1	27	22	15	3	3	8	0	19	1	0
	West Tenn	0	0	1.42	5	0	0	0	1	6.1	5	1	1	0	1	1	0	8	0	0
2007	Daytona	1	0	0.38	15	0	0	0	6	23.2	13	1	1	0	1	5	2	32	0	0
	Tennessee	2	2	1.53	23	0	0	0	3	29.1	23	5	5	1	1	8	1	37	1	0
	Midland	1	3	3.32	17	0	0	0	1	21.2	18	10	8	2	0	5	1	29	2	0
	Sacramento	1	0	0.00	1	0	0	0	0	2.2	1	0	0	0	0	0	0	4	0	0
	OAKLAND	0	1	9.64	6	0	0	0	0	4.2	8	6	5	1	0	2	0	3	0	0
2008	Sacramento	2	2	2.78	28	0	0	0	10	32.1	31	16	10	3	2	6	1	36	2	0
	OAKLAND	1	3	3.11	36	0	0	0	0	37.2	32	14	13	2	3	13	2	35	0	0
2009	Sacramento	5	3	3.84	45	0	0	0	2	63.1	65	28	27	5	4	18	4	62	3	0
	OAKLAND	0	0	4.84	20	0	0	0	0	22.1	19	12	12	2	0	6	1	23	0	0
2010	OAKLAND	2	1	3.70	63	0	0	0	1	48.2	54	20	20	7	1	18	1	46	0	0
<b>ML Totals</b>		<b>3</b>	<b>5</b>	<b>3.97</b>	<b>125</b>	<b>0</b>	<b>0</b>	<b>0</b>	<b>1</b>	<b>113.1</b>	<b>113</b>	<b>52</b>	<b>50</b>	<b>12</b>	<b>4</b>	<b>39</b>	<b>4</b>	<b>107</b>	<b>0</b>	<b>0</b>

### CAREER TRANSACTIONS

**2004** — Selected by the Chicago Cubs organization in the 17th round of the First-Year Player Draft. **2007** — Traded to the Oakland Athletics with catcher Rob Bowen in exchange for Jason Kendall and cash, July 16.

## VS. THE AMERICAN LEAGUE

2010		CAREER												
ERA	W	L	S	G	IP	ER	vs. TEAM	ERA	W	L	S	G	IP	ER
1.59	1	0	0	5	5.2	1	Baltimore	1.29	1	0	0	6	7.0	1
2.45	0	0	0	5	3.2	1	Boston	13.50	0	1	0	8	5.1	8
13.50	0	0	0	2	0.2	1	Chicago	2.08	0	0	0	8	8.2	2
0.00	0	0	0	4	3.0	0	Cleveland	3.12	0	0	0	8	8.2	3
0.00	0	0	0	1	0.2	0	Detroit	10.13	0	0	0	3	2.2	3
0.00	0	0	0	5	2.2	0	Kansas City	0.00	0	0	0	11	9.0	0
6.23	0	0	0	5	4.1	3	Los Angeles	4.63	0	0	0	13	11.2	6
4.91	0	0	0	4	3.2	2	Minnesota	3.52	0	0	0	8	7.2	3
1.59	0	0	0	5	5.2	1	New York	1.13	0	0	0	7	8.0	1
—	0	0	0	0	0.0	0	Oakland	—	0	0	0	0	0.0	0
8.44	1	0	0	8	5.1	5	Seattle	7.07	1	1	0	18	14.0	11
3.00	0	0	1	4	3.0	1	Tampa Bay	1.17	0	0	1	8	7.2	1
3.60	0	0	0	6	5.0	2	Texas	1.88	1	1	0	15	14.1	3
5.40	0	0	0	2	1.2	1	Toronto	10.80	0	1	0	5	5.0	6

## VS. THE NATIONAL LEAGUE

2010		CAREER												
ERA	W	L	S	G	IP	ER	vs. TEAM	ERA	W	L	S	G	IP	ER
13.50	0	1	0	2	0.2	1	Chicago	13.50	0	1	0	2	0.2	1
INF	0	0	0	1	0.0	1	Cincinnati	INF	0	0	0	1	0.0	1
0.00	0	0	0	1	1.0	0	Pittsburgh	0.00	0	0	0	1	1.0	0
0.00	0	0	0	3	2.0	0	San Francisco	0.00	0	0	0	3	2.0	0

## MONTHLY BREAKDOWN

2010		CAREER												
ERA	W	L	S	G	IP	ER	by MONTH	ERA	W	L	S	G	IP	ER
3.38	2	0	0	10	10.2	4	April	6.35	2	0	0	12	11.1	8
7.71	0	0	0	11	7.0	6	May	6.75	0	0	0	14	10.2	8
3.24	0	1	0	12	8.1	3	June	3.24	0	1	0	12	8.1	3
1.00	0	0	0	13	9.0	1	July	0.83	1	1	0	25	21.2	2
3.86	0	0	1	11	9.1	4	August	4.44	0	2	1	24	24.1	12
4.15	0	0	0	6	4.1	2	September	3.89	0	1	0	36	34.2	15
—	0	0	0	0	0.0	0	October	7.71	0	0	0	2	2.1	2

## PITCHING BREAKDOWN

2010		CAREER												
ERA	W	L	S	G	IP	ER	by CATEGORY	ERA	W	L	S	G	IP	ER
4.13	2	0	1	32	24.0	11	Home	3.60	3	1	1	65	60.0	24
3.28	0	1	0	31	24.2	9	Road	4.39	0	4	0	60	53.1	26
8.44	1	1	0	22	10.2	10	Day	5.53	2	1	0	48	40.2	25
2.37	1	0	1	41	38.0	10	Night	3.10	1	4	1	77	72.2	25
3.77	2	1	0	39	31.0	13	Pre-ASG	4.31	2	1	0	48	39.2	19
3.57	0	0	1	24	17.2	7	Post-ASG	3.79	1	4	1	77	73.2	31
—	0	0	0	0	0.0	0	Starter	—	0	0	0	0	0.0	0
3.70	2	1	1	63	48.2	20	Reliever	3.97	3	5	1	125	113.1	50

## BALLPARK BREAKDOWN

	ERA	W	L	S	G	IP	ER
Angel Stadium	7.71	0	0	0	5	4.2	4
AT&T Park	0.00	0	0	0	2	1.2	0
Ballpark in Arlington	0.00	0	0	0	5	4.0	0
Camden Yards	0.00	0	0	0	4	5.0	0
Comerica Park	10.13	0	0	0	3	2.2	3
Fenway Park	18.00	0	1	0	4	2.0	4
Kauffman Stadium	0.00	0	0	0	5	3.0	0
Metrodome	4.50	0	0	0	2	2.0	1
Oakland Coliseum	3.60	3	1	1	65	60.0	24
Old Yankee Stadium	0.00	0	0	0	2	2.1	0
Progressive Field	1.59	0	0	0	6	5.2	1
Rogers Centre	12.00	0	1	0	3	3.0	4
Safeco Field	8.44	0	1	0	6	5.1	5
Target Field	10.80	0	0	0	2	1.2	2
Tropicana Field	0.00	0	0	0	3	3.0	0
U.S. Cellular Field	0.00	0	0	0	4	4.1	0
Wrigley Field	13.50	0	1	0	2	0.2	1
Yankee Stadium	3.86	0	0	0	2	2.1	1

## FIELDING STATISTICS

Pitcher							
Year	Pct.	G	PO	A	E	TC	DP
2007	—	6	0	0	0	0	0
2008	.500	36	0	3	3	6	1
2009	1.000	20	0	1	0	1	0
2010	.778	63	2	5	2	9	0
<b>Totals</b>	<b>.688</b>	<b>125</b>	<b>2</b>	<b>9</b>	<b>5</b>	<b>16</b>	<b>1</b>

## BLEVINS' CAREER HIGHS

**Low Hit Complete Game:** None  
**Innings Pitched:** 2.2, August 17, 2008 vs. Chicago (AL)  
**Strikeouts:** 4 (twice), last: May 26, 2010 at Baltimore  
**Longest Winning Streak:** 2, April 7 to 17, 2010  
**Longest Losing Streak:** 2 (twice), last: August 7 to 22, 2008  
**Longest Scoreless Streak:** 9.2 (twice), last: June 25 to July 23, 2010



## LEFT-HANDED PITCHER

**Height/Weight:** 6-1 / 185

**Bats/Throws:** Left / Left

**Birthdate:** August 13, 1983

**Opening Day Age:** 27

**Birthplace/Resides:** Phoenix, Arizona / Stockton, California

**Major League Service:** 3 years, 39 days

**Obtained:** Selected in the 24th round of the 2004 First-Year Player Draft

**Contract Status:** First year of a one-year contract through 2011.

## CAREER HIGHLIGHTS

Is 25-35 with a 4.20 ERA in 91 career appearances, including 76 starts, in four seasons with the A's... tossed the 19th perfect game in Major League history May 9, 2010 against Tampa Bay... was 8-9 with a 3.89 ERA in 22 starts in 2009 before missing the final two months of the season with an injury... made his Major League debut with Oakland in 2007 and, after picking up the win in his debut, lost each of his final eight decisions... his debut came after appearing in just 10 games in 2006 because of a humoral defect in his left shoulder... was originally drafted by the A's in the 24th round of the 2004 draft... was named the A's Organizational Pitcher of the Year in 2005 after going 15-5 with a 3.52 ERA in 23 starts with Single-A Stockton and Double-A Midland.

## 2010 HIGHLIGHTS

Had one of the most memorable performances in Oakland history with his Mother's Day Perfect Game yet finished the season with an 11-14 record despite a 3.50 ERA... the ERA was sixth lowest in Oakland history among pitchers with a losing record and was the lowest since 1978 when Matt Keough went 8-15 with a 3.24 ERA and Rick Langford posted a 7-13 mark and a 3.43 ERA... the last Major Leaguer with an ERA of 3.50 or lower and a winning percentage of .440 or worse was Omar Daal, who was 8-12 with a 2.88 ERA for Arizona in 1998... had the fourth-lowest run support in the American League (3.60)... ranked fifth in the AL in fewest walks per nine innings (2.01) and had the eighth lowest opponents on-base percentage (.294)... also tied for the league lead in shutouts (2), tied for second in pickoffs (8) and ranked fourth in complete games (5)... now has 19 career pickoffs... since 2007, only Mark Buehrle (31) and Andy Pettitte (23) have more pickoffs... opponents were successful in just 1 of 3 (33.3%) stolen base attempts, which tied for the lowest percentage in the AL... has yielded just one stolen base over the last two years, while opponents are 4 for 11 (36.4%) off him in his career... tied for fifth in the AL in losses (14), becoming just the second A's pitcher over the last 12 years to lose at least 14 games (Greg Smith, 16 in 2008)... averaged 14.8 pitches per inning, which was third fewest in the AL... had career bests in nearly every category, including ERA, opponents batting (.249), opponents on-base percentage and opponents slugging (.373)... is now 19-23 with a 3.66 ERA over the last two seasons, with his ERA ninth lowest among AL pitchers with 300 or more innings over that span... opponents hit .249 in 2010, including .242 by right-handed hitters and .271 by left-handers... entered the season with a .295 mark against righties and .236 against lefties... yielded a .239 mark with runners in scoring position after entering the season with a .315 career mark with RISP... was 6-11 with a 4.15 ERA in 18 starts on four days rest and 5-3 with a 2.55 ERA in 12 starts on five days rest or more... yielded 48 of his 83 runs in the fifth through seventh innings... had a 2.18 ERA over the first four innings of a game and 5.70 from the fifth inning on... received run support of two runs or fewer in 17 of his 30 starts... had 17 runs of support in his 14 losses (83.1 ip, 1.84 RSA) and now has 36 runs of support in his 35 career losses (192.0 ip, 1.69 RSA)... is 2-32 in 45 career starts with support of two runs or fewer, compared to 22-3 in 31 starts with run support of three or more... has career run support of 3.62 (181 rs in 450.0 ip) as a starter... made 10 starts with Landon Powell as his catcher, a pairing that produced a 4-6 record with four complete games, two shutouts and a 2.75 ERA (22 er in 72.0 ip) in those starts, including the perfect game... was 7-8 with a 3.95 ERA (53 er in 120.2 ip) in his other 20 starts... was part of four double plays on defense, which tied for second among AL pitchers... the A's were 13-17 (.433) in his starting assignments and are 33-43 (.434) in his 76 career starts... tossed six or more innings in 22 of his 30 starts, allowed two runs or fewer 14 times and walked two batters or fewer 27 times.

## AFTER THE PERFECT GAME

- Presented the Top Ten list on the *Late Show with David Letterman* May 11
- Guest on the *CBS Early Show* May 13 with his grandmother, Peggy Lindsey
- Cover of *Sports Illustrated*
- Featured on *HBO's Real Sports With Bryant Gumbel*
- Spikes and a game ball are on display in the National Baseball Hall of Fame
- Donated other memorabilia from the game to the Stockton Hall of Fame
- Honored by the Athletics in a pre-game ceremony May 21 when he was presented with home plate from the game and given a ring with 27 diamonds around its base and 51 diamonds on its face
- Honored in an on-field ceremony May 22 at the Stockton Ports game where Stockton Mayor Ann Johnston presented him with a key to the city and a proclamation

**OAKLAND:** Struck out a career-high 10 batters in his first start of the season, April 6 against Seattle, but had a no decision in a 2-1, 10-inning loss...then won each of his next three starts to give him a career-high four-game winning streak dating back to July 31, 2009...allowed a career-high 11 hits in a 4-2 loss to Texas May 3...matched that hit total May 30 at Detroit and June 9 against Los Angeles...pitched the 19th of the 20 perfect games in Major League history May 9 against Tampa Bay (including Don Larsen's in the 1956 World Series)...it was the second by an Athletic and came 42 years and one day after Catfish Hunter did it against Minnesota May 8, 1968...according to the Elias Sports Bureau, he is the first pitcher to throw a perfect game against a team entering the day with the best record in the majors...it came in his 68th career appearance, which is third fewest among the 20 pitchers with a perfect game...was named American League Player of the Week for his effort...it was the sixth no-hitter by an Oakland Athletic, the first since Dave Stewart on June 29, 1990 against Toronto...Braden's came at the age of 26 years, 269 days, making him the second oldest pitcher to toss a no-hitter in Oakland history (Stewart was 33 years, 130 days)...it was the 11th nine-inning no-hitter in Athletics history...tossed 109 pitches, 77 for strikes...it was the first complete game of his career, snapping a career-opening streak of 52 consecutive starts without going the distance...that is an Oakland record, topping the previous mark of 51 by Todd Van Poppel from Sept. 11, 1991-Sept. 12, 1995...it was the fourth longest streak at any point in Oakland history...in fact, had tossed fewer than eight innings in each of his first 52 starts, which was the longest streak of consecutive starts of fewer than eight innings in Oakland history...in his first start following the perfect game, May 14 at Los Angeles, he retired the first two batters he faced to extend his consecutive batters retired streak to an Oakland record-tying 29 (also Hunter, May 3-8, 1968)...the streak ended on a two-out double by Abreu in the first inning but he retired 11 straight after that for a stretch where he retired 40 of 41 hitters...blanked the Angels on three hits over the first five innings to extend his scoreless streak to a career-high 16.0 innings...finished with a complete game seven-hitter, but was the losing pitcher in the A's 4-0 loss...of the 16 perfect games since 1922, only Len Barker followed with another complete game and he also lost...is the first A's pitcher to toss back-to-back complete games since Mark Mulder had three straight from May 9-21, 2004...the loss to the Angels began a five-game losing streak as he went nine starts following his complete game without a win...would not win again until July 25 against Chicago...according to the Elias Sports Bureau, the nine consecutive starts without a win following a no-hitter or perfect game is the longest streak in major league history...the previous was eight by Mark Buehrle following his perfect game in 2009...posted a 4.10 ERA and allowed a .319 opponents batting average over the nine starts but received just 12 runs of support (2.05 RSA)...left consecutive starts early May 19 against Detroit (flu-like symptoms) and May 25 at Baltimore (sprained left ankle)...both times the problems were pre-existing conditions...went 1-4 despite a 3.15 ERA in six starts in May, tying for the AL lead in losses...the Twins' Danny Valencia stole second base in the second inning June 4, the first stolen base he allowed since Aug. 20, 2008, also against Minnesota (Punto)...had gone 229.2 innings without allowing a stolen base...was placed on the 15-day disabled list July 3, retroactive to June 23, with left elbow stiffness...it was his second career stint on the DL...made one rehab start for Single-A Stockton July 15, a no decision in the Ports' 10-9 win over Visalia (4.0 ip, 7 h, 3 r, 3 er, 1 bb, 4 so)...was 4-7 with a 3.83 ERA in 15 starts before the injury, then went 7-7 with a 3.19 ERA in 15 starts after he was reinstated July 20...logged a 3-2 record and a 2.19 ERA in five starts in August, ranking eighth in AL in ERA for the month...fired his second shutout of the season Aug. 28 at Texas, a four-hitter in a 5-0 A's win...tossed a career-high 120 pitches, becoming just the second Athletic pitcher with a shutout (or complete game) at Rangers Ballpark (Brett Tomko, Sept. 14, 2009)...then went 1-5 with a 4.42 ERA in six starts in September...became just the second A's pitcher since 1999 to lose five games in one month (Joe Kennedy, Sept., 2005)...tied for the AL lead in losses (Vargas, SEA)...lost his first four starts in September, including Sept. 12 against Boston when he issued a season-high four walks...that snapped a 20-start streak with two walks or fewer from May 3 to

Sept. 7, which tied for the third longest such streak by a starting pitcher in Oakland history... finished the season by going 2-1 with a 2.25 ERA over his final three starts.

## CAREER

**2009**—Was the A's Opening Day starter and went 8-9 with a 3.89 ERA in 22 starts before a rash led to nerve damage in his left foot, ending his season in August... allowed a .268 opponents batting average, including .203 against left-handed hitters and .290 against right-handers... allowed just nine home runs in 136.2 innings, an average of 0.59 per nine innings... that was the fourth lowest mark in the American League among pitchers with 100 or more innings pitched... was 7-7 with a 3.12 ERA and .255 opponents batting average in 18 starts before the All-Star Break and had the seventh lowest ERA in the AL... then went 1-2 with a 7.40 ERA and .324 opponents batting average in four starts after the break before he was placed on the 15-day disabled list Aug. 8 retroactive to Aug. 1 with a rash on his left foot... the rash led to nerve damage and he was transferred to the 60-day DL Sept. 11... received run support of one run or less in 10 of his 22 starts... his season run support of 3.95 was fifth lowest among AL pitchers with 100 or more innings... was 1-8 in his 10 starts with run support of one run or less and 7-1 in his other 12 starts... did not allow a stolen base and his 136.2 innings pitched were the most in the majors among pitchers who did not allow a steal... had a roller coaster season with his ERA as he posted a 2.10 ERA in April, 4.86 in May, 2.51 in June and 5.54 in July... his opponents average increased to .306 with runners in scoring position... allowed a .227 average to batters leading off an inning... opponents batted .240 with three home runs in 325 at bats over his first 60 pitches in a game and .311 with six home runs in 212 at bats after that... compiled a 3.18 ERA in nine starts during the day compared to 4.39 in 13 starts at night... went 0-2 in three interleague starts despite a 2.95 ERA and .211 opponents batting average... committed three errors, which led the A's pitching staff and tied for fifth in the AL... the A's were 9-13 (.409) in his starting assignments... tossed six or more innings in 16 of his 22 starts, allowed two runs or fewer 12 times and walked two batters or fewer 17 times... was named as having the third best pickoff move in the AL in *Baseball America's* best tools survey... made his first career Opening Day start April 6 at Los Angeles and was the losing pitcher in the A's 3-0 loss... was hit on the left hand and throated by a Vernon Wells line drive in the first inning May 10 against Toronto but remained in the game and tossed 6.0 innings in a 5-0 loss... the A's were shutout in three of his first seven starts... had an eight-start stretch from May 31 to July 11 where he allowed two earned runs or less in each start... that was the longest such streak by a left-handed pitcher in Oakland history, topping the mark of seven by Vida Blue (1970-71), Dave Hamilton (1974) and Barry Zito (2001)... however, was just 3-2 over that stretch despite a 2.45 ERA and .216 opponents batting average... left with the lead in two of his no decisions only to have the bullpen blow the save... allowed one run in 7.0 innings July 1 against Detroit for his sixth win of the

## MAJOR LEAGUE BASEBALL PERFECT GAMES (20)

Date	Pitcher	Team	Opponent	Score
June 12, 1880	Lee Richmond	Worcester	vs. Cleveland	1-0
June 17, 1880	Monte Ward	Providence	vs. Buffalo	5-0
May 5, 1904	Cy Young	Boston (AL)	vs. Philadelphia	3-0
October 2, 1908	Addie Joss	Cleveland	vs. Chicago (AL)	1-0
April 30, 1922	Charlie Robertson	Chicago (AL)	at Detroit	2-0
*October 8, 1956	Don Larsen	New York (AL)	vs. Brooklyn	2-0
June 21, 1964	Jim Bunning	Philadelphia	at New York (NL)	6-0
September 9, 1965	Sandy Koufax	Los Angeles	vs. Chicago (NL)	1-0
<b>May 8, 1968</b>	<b>Catfish Hunter</b>	<b>Oakland</b>	<b>vs. Minnesota</b>	<b>4-0</b>
May 15, 1981	Len Barker	Cleveland	vs. Toronto	3-0
September 30, 1984	Mike Witt	California	at Texas	1-0
September 16, 1988	Tom Browning	Cincinnati	vs. Los Angeles (NL)	1-0
July 28, 1991	Dennis Martinez	Montreal	at Los Angeles (NL)	2-0
July 28, 1994	Kenny Rogers	Texas	vs. California	4-0
May 17, 1998	David Wells	New York (AL)	vs. Minnesota	4-0
July 18, 1999	David Cone	New York (AL)	vs. Montreal	6-0
May 18, 2004	Randy Johnson	Arizona	at Atlanta	2-0
July 23, 2009	Mark Buehrle	Chicago (AL)	vs. Tampa Bay	5-0
<b>May 9, 2010</b>	<b>Dallas Braden</b>	<b>Oakland</b>	<b>vs. Tampa Bay</b>	<b>4-0</b>
May 29, 2010	Roy Halladay	Philadelphia	at Florida	1-0

\*Game 5 of 1956 World Series

season but missed his next scheduled start July 7 at Boston as he was placed on the bereavement list July 6...reinstated from the BL July 11 and allowed two runs in 6.0 innings for his seventh win...issued a career-high six walks and yielded 10 hits in 5.2 innings in a 7-5 loss at New York July 26...picked up the win in his final start July 31 against Toronto despite allowing five runs in 6.2 innings.

**2008**—Had four stints with the A's in 2008...made nine relief appearances to start the season, then finished the year with 10 consecutive starts before a strained groin ended his season Sept. 11...was 5-4 with a 4.14 ERA in 19 games, 10 starts...went 1-0 with a 4.80 ERA in his nine relief appearances and was 4-4 with a 3.97 ERA in his 10 starts...tied for third in the American League with seven pickoffs despite spending two months of the season in the minors...allowed a .284 opponents batting average, which included a .272 mark against right-handed hitters and .319 against left-handers...his opponents average dropped to .200 with runners in scoring position and two outs...yielded a .363 opponents batting average the first time through the lineup, .244 the second time through and .148 after that...was 3-1 with a 2.35 ERA in five starts on four days rest or less and a 5.88 ERA in five starts on five days rest or more...walked two batters or fewer in seven of his 10 starts...had run support of two runs or fewer seven times as a starter and his run support average was 2.70...had two runs of support in his four losses (0.92 RSA) and 12 in his four wins (4.50 RSA)...first batters faced were 1 for 9 (.111) and he allowed 1 of 3 (33.3%) inherited runners to score...did not pitch during his first stint with the A's as he was on the Opening Day roster in Japan before he was optioned to Sacramento March 29...was recalled for his second stint April 22 and posted a 3.86 ERA in five relief appearances...his only decision during the stint was a win May 7 against Baltimore...that snapped an eight-game losing streak dating back to April 29, 2007...was optioned to Sacramento May 8 and returned again May 19...posted a 7.36 ERA in two relief appearances before he was optioned for a third time June 8...returned to Oakland for good July 8 and went 4-4 with a 3.99 ERA over his final 12 games, 10 starts...allowed one run in 2.0 innings in two relief appearances before moving into the starting rotation July 22 at Tampa Bay...went 3-1 with a 2.63 ERA over a six-start stretch from Aug. 8 to Sept. 5...tossed seven innings and did not walk or strikeout a batter in a 2-1 win at Los Angeles Aug. 25...became the fifth starter in Oakland history to pitch seven or more innings without a walk or strikeout, the first since Bob Welch April 26, 1991, also against the Angels...was 3-1 with a 2.36 ERA in 11 games, nine starts, with Sacramento...walked just 11 while striking out 54 in 53.1 innings...allowed a .246 opponents batting average, which included a .200 mark against left-handed hitters and .262 against right-handers...opponents hit .222 with runners in scoring position...was 2-0 with a 1.21 ERA and .177 opponents batting average in four starts at home and 1-1 with a 3.19 ERA and .292 opponents batting average in seven games, five starts, on the road...had a 1.00 ERA over the first three innings of a game and 3.76 after that...allowed one run or fewer in six of his nine starts and walked two batters or fewer eight times...had no decisions and a 2.50 ERA in four games, three starts, during his first stint with Sacramento...made just one start during his second stay with the River Cats May 12 against New Orleans...then went 3-1 with a 2.51 ERA in six games, five starts, during his third stint from June 11 to July 5...struck out a season high 10 batters in a season high 8.0 innings in a 5-3 win over Portland June 30...tossed his lone complete game of the season in his final start July 5 at Fresno but was the losing pitcher in a 4-1 loss.

## MOST CONSECUTIVE BATTERS RETIRED, OAKLAND A'S

- 29 Dallas Braden, May 9-14, 2010
- 29 Catfish Hunter, May 3-8, 1968
- 27 Mike Mohler, April 15-28, 1996
- 26 Cory Lidle, August 21-26, 2002
- 25 Dave Stewart, June 29, 1990
- 25 Dennis Eckersley, July 2-26, 1990
- 25 Vida Blue, June 29-July 4, 1974
- 24 Colby Lewis, June 1-17, 2007
- 24 Vida Blue, May 17, 1977
- 24 Vida Blue, June 15-19, 1974

**2007**—Made his Major League debut and had five stints with Oakland...was the winning pitcher in his debut April 24 at Baltimore but then lost each of his final eight decisions to finish 1-8 with a 6.72 ERA in 20 games, 14 starts...based upon a minimum of 70 innings pitched, his ERA was third highest in the American League and third highest in Oakland history...his .111 winning percentage was the lowest in the AL and third lowest in the Majors based on a minimum of seven decisions...using the same minimum, it was fourth lowest in Oakland history and the lowest since Mike Mohler went 1-10 in 1997...the eight-game losing streak tied for the longest in the AL in 2007 and it equaled the seventh longest in Oakland history...was 1-8 with a 7.31 ERA and .315 opponents batting average in his 14 starting assignments and 0-0 with a 2.16 ERA and .200 opponents batting average in six relief appearances...allowed a .303 opponents batting average, which included .214 against left-handed hitters and .324 against right-handers...the mark against righties was fourth highest in the AL...allowed just one of his

nine home runs against lefties...was 0-5 with a 5.65 ERA in 10 games, eight starts, in Oakland compared to 1-3 with an 8.28 ERA in 10 games, six starts on the road...allowed a .230 opponents batting average over his first 30 pitches in a game, .301 over pitches 31 through 75 and .471 after that...had a 1.93 ERA in the first inning of a game and a 7.87 ERA after that...received run support of two runs or fewer in 10 of his 14 starts and had season run support of 3.80 in his starting assignments...the A's scored just nine runs in his eight losses...pitched fewer than five innings in eight of his 14 starts...was selected from Triple-A Sacramento April 23 and made his Major League debut the next day at Baltimore...became the 33rd pitcher in Oakland history to start in his debut and the 10th to win as he defeated the Orioles, 4-2 (6.0 ip, 3 h, 1 r, 1 er, 1 bb, 6 so)...lost his next start April 29 to Tampa Bay and was optioned back to Sacramento following the game...went 0-2 with a 7.71 ERA in two starts during his second stint from May 12 to 17...pitched exclusively in relief during his third stint from June 25 to July 6 and had a 4.50 ERA in three appearances...returned to the rotation during his fourth stint from July 16 to Aug. 12 and was 0-4 with a 6.52 ERA in six starts...allowed a career high eight runs in 1.2 innings Aug. 12 at Detroit, his shortest outing as a starter...returned to Oakland for a fifth time Sept. 1 when rosters expanded and was 0-1 with a 7.78 ERA in seven games, four starts...was 3-3 with a 2.84 ERA in 13 combined starts with Sacramento and Double-A Midland...walked 21 and struck out 87 in 76.0 innings...allowed a .201 opponents batting average, which included .196 against right-handed hitters and .213 against left-handers...opponents hit .191 with runners in scoring position...began the season at Midland and was promoted to Sacramento April 19...made his first career start at the Triple-A level April 19 at Portland and tossed 6.0 shutout innings...ended up with a no decision in the River Cats 6-5, 10-inning win and was promoted to Oakland...tossed back-to-back complete games in his final two minor league starts...had a five-hitter in a 4-1 loss to Fresno Aug. 22...then tossed a three-hit shutout Aug. 27 against Colorado Springs in a 3-0 Sacramento win...did not walk a batter and struck out a River Cats record 17 to earn Pacific Coast League Pitcher of the Week honors.

**2006**—Was limited to just 10 appearances, all starts, after recovering from a humoral defect in his left shoulder...was a combined 4-0 with a 4.10 ERA at Double-A Midland, Single-A Stockton and the A's affiliate in the Arizona Rookie League...did not allow a run in three starts (9.0 ip) in rookie ball before being promoted to Single-A Stockton, where he made three starts...made three more starts for the A's in the AZL from Aug. 16-27 and was 2-0 with a 1.50 ERA and 24 strikeouts in 12.0 innings...was then promoted to Double-A Midland and made one start vs. Frisco Sept. 1...was 3-1 with a 1.34 ERA in nine games, six starts, for Mayaguez in the Puerto Rican Winter League.

**2005**—Was named the A's Organizational Pitcher of the Year after combining for a 15-5 record and a 3.52 ERA in 23 appearances, all starts, for Single-A Stockton and Double-A Midland...the 15 wins were tops among A's minor league pitchers...posted a 6-0 record with a 2.68 ERA in seven starts for Stockton, limiting hitters to a .201 batting average...tossed a complete game, five-hitter with 11 strikeouts vs. San Jose May 11th...was promoted to Double-A Midland where he went 9-5 with a 3.90 ERA in 16 starts for the RockHounds...won five of his first six starts for Midland from May 17-June 12 (1.87 ERA).

**2004**—Began the season at Single-A Vancouver and was 2-0 with two saves in seven appearances...allowed three earned runs on four hits in his first appearance of the year vs. Tri-City...did not allow a run over his next four appearances (8.0 ip)...finished the season at Single-A Kane County where he went 2-1 with a 4.70 ERA in five appearances, all starts...did not receive a decision in his first two starts and was 2-1 with a 5.40 ERA over his last three outings.

## PERSONAL/MISCELLANEOUS

Dallas Lee Braden was originally signed by A's scout Blake Davis...graduated from A.A. Stagg High School (Stockton, CA) where he earned league Pitcher of the Year honors and was named team MVP as a senior...graduated from American River College where he twice earned all-conference honors...attended Texas Tech University...was inducted into the Stockton Athletic Hall of Fame, Nov. 17, 2010...has spent the past three Thanksgiving holidays soliciting, matching and serving food donations at St. Mary's Interfaith Community Services in his home town of Stockton...in 2009 and 2010, has sponsored two children of a single-parent family from his former Hoover Tyler Little League in Stockton...has purchased and donated A's tickets to the Hoover Tyler Little League...supports the A's Community Fund Golf Classic...was the co-recipient of the 2009 Dave Stewart Community Service Award which is given annually to an A's player for outstanding work in the community...served as a guest analyst on MLB Network during the 2010 postseason.

## LIFETIME PITCHING RECORD

Year	Club	W	L	ERA	G	GS	CG	SHO	SV	IP	H	R	ER	HR	HB	BB	IBB	SO	WP	BK
2004	Vancouver	2	0	2.76	7	0	0	0	2	16.1	15	7	5	1	0	3	0	30	0	0
	Kane County	2	1	4.70	5	5	0	0	0	23.0	22	13	12	2	0	6	1	33	1	1
2005	Stockton	6	0	2.68	7	7	1	0	0	43.2	31	14	13	4	3	11	0	64	4	2
	Midland	9	5	3.90	16	16	0	0	0	97.0	104	43	42	5	1	32	1	71	8	3
2006	Arizona A's	2	0	0.86	6	6	0	0	0	21.0	12	2	2	0	0	3	0	36	1	0
	Stockton	2	0	6.23	3	3	0	0	0	13.0	12	9	9	3	2	5	0	17	0	0
2007	Midland	0	0	16.20	1	1	0	0	0	3.1	9	6	6	1	0	0	0	2	0	0
	Sacramento	1	0	2.25	2	2	0	0	0	12.0	5	3	3	2	0	3	0	13	0	0
2008	Sacramento	2	3	2.95	11	11	2	1	0	64.0	51	22	21	4	2	18	1	74	2	2
	OAKLAND	1	8	6.72	20	14	0	0	0	72.1	91	59	54	9	2	26	1	55	6	1
2009	Sacramento	3	1	2.36	11	9	1	0	0	53.1	49	19	14	7	0	11	0	54	1	0
	OAKLAND	5	4	4.14	19	10	0	0	0	71.2	77	36	33	8	2	25	2	41	0	1
2010	OAKLAND	8	9	3.89	22	22	0	0	0	136.2	144	63	59	9	2	42	2	81	1	0
	Stockton	11	14	3.50	30	30	5	2	0	192.2	180	83	75	17	5	43	0	113	2	1
<b>ML Totals</b>		<b>25</b>	<b>35</b>	<b>4.20</b>	<b>91</b>	<b>76</b>	<b>5</b>	<b>2</b>	<b>0</b>	<b>473.1</b>	<b>492</b>	<b>241</b>	<b>221</b>	<b>43</b>	<b>11</b>	<b>136</b>	<b>5</b>	<b>290</b>	<b>9</b>	<b>3</b>

## CAREER TRANSACTIONS

**2001** — Selected by the Atlanta Braves organization in the 46th round of the First-Year Player Draft, did not sign. **2004** — Selected by the Oakland Athletics organization in the 24th round of the First-Year Player Draft. **2009** — On disabled list, August 1 to November 3. **2010** — On disabled list, June 23 to July 19; included rehabilitation assignment to Stockton, July 15 to 19.



## VS. THE AMERICAN LEAGUE

2010		CAREER												
ERA	W	L	S	G	IP	ER	vs. TEAM	ERA	W	L	S	G	IP	ER
1.64	1	0	0	2	11.0	2	Baltimore	1.41	5	1	0	7	38.1	6
4.35	0	1	0	2	10.1	5	Boston	5.03	1	2	0	4	19.2	11
2.93	2	0	0	2	15.1	5	Chicago	3.22	2	0	0	3	22.1	8
—	0	0	0	0	0.0	0	Cleveland	11.42	0	2	0	3	8.2	11
5.25	0	2	0	2	12.0	7	Detroit	6.75	2	4	0	8	42.2	32
—	0	0	0	0	0.0	0	Kansas City	6.75	0	2	0	2	12.0	9
4.73	1	3	0	4	26.2	14	Los Angeles	4.53	2	6	0	13	59.2	30
5.84	0	1	0	2	12.1	8	Minnesota	3.79	0	2	0	6	38.0	16
2.45	1	1	0	2	11.0	3	New York	4.87	1	2	0	6	20.1	11
—	0	0	0	0	0.0	0	Oakland	—	0	0	0	0	0.0	0
3.46	2	1	0	4	26.0	10	Seattle	4.78	3	2	0	8	43.1	23
4.26	1	2	0	3	19.0	9	Tampa Bay	3.94	4	3	0	9	48.0	21
2.10	2	2	0	4	30.0	7	Texas	2.98	3	4	0	12	60.1	20
1.29	1	0	0	1	7.0	1	Toronto	3.94	2	2	0	5	29.2	13

## VS. THE NATIONAL LEAGUE

2010		CAREER												
ERA	W	L	S	G	IP	ER	vs. TEAM	ERA	W	L	S	G	IP	ER
1.50	0	0	0	1	6.0	1	Chicago	1.50	0	0	0	1	6.0	1
4.50	0	1	0	1	6.0	3	Cincinnati	4.50	0	1	0	1	6.0	3
—	0	0	0	0	0.0	0	Colorado	3.38	0	1	0	1	5.1	2
—	0	0	0	0	0.0	0	Los Angeles	3.00	0	0	0	1	6.0	2
—	0	0	0	0	0.0	0	San Diego	2.57	0	1	0	1	7.0	2

## MONTHLY BREAKDOWN

2010		CAREER												
ERA	W	L	S	G	IP	ER	by MONTH	ERA	W	L	S	G	IP	ER
4.20	3	1	0	5	30.0	14	April	3.46	7	4	0	15	75.1	29
3.15	1	4	0	6	40.0	14	May	4.48	3	9	0	18	94.1	47
4.50	0	2	0	4	24.0	12	June	3.47	1	4	0	11	59.2	23
2.70	2	0	0	3	20.0	6	July	4.47	6	6	0	17	88.2	44
2.19	3	2	0	5	37.0	9	August	3.71	5	5	0	14	85.0	35
4.42	1	5	0	6	36.2	18	September	5.65	2	7	0	15	65.1	41
3.60	1	0	0	1	5.0	2	October	3.60	1	0	0	1	5.0	2

## PITCHING BREAKDOWN

2010		CAREER												
ERA	W	L	S	G	IP	ER	by CATEGORY	ERA	W	L	S	G	IP	ER
3.56	6	8	0	17	108.2	43	Home	4.08	13	19	0	47	258.0	117
3.43	5	6	0	13	84.0	32	Road	4.35	12	16	0	44	215.1	104
3.43	6	5	0	12	76.0	29	Day	4.47	11	17	0	38	195.1	97
3.55	5	9	0	18	116.2	46	Night	4.01	14	18	0	53	278.0	124
3.83	4	7	0	15	94.0	40	Pre-ASG	3.76	13	17	0	48	244.0	102
3.19	7	7	0	15	98.2	35	Post-ASG	4.67	12	18	0	43	229.1	119
3.50	11	14	0	30	192.2	75	Starter	4.22	24	35	0	76	450.0	211
—	0	0	0	0	0.0	0	Reliever	3.86	1	0	0	15	23.1	10

## BALLPARK BREAKDOWN

	ERA	W	L	S	G	IP	ER
Angel Stadium	3.69	2	3	0	8	39.0	16
Ballpark in Arlington	1.38	2	0	0	5	26.0	4
Camden Yards	1.20	2	0	0	3	15.0	2
Comerica Park	9.61	1	3	0	4	19.2	21
Dodger Stadium	3.00	0	0	0	1	6.0	2
Fenway Park	10.80	0	1	0	1	3.1	4
Metrodome	4.76	0	1	0	1	5.2	3
Oakland Coliseum	4.08	13	19	0	47	258.0	117
Old Yankee Stadium	2.45	0	0	0	3	3.2	1
PETCO Park	2.57	0	1	0	1	7.0	2
Progressive Field	15.43	0	1	0	2	4.2	8
Rogers Centre	1.23	0	1	0	1	7.1	1
Safeco Field	4.81	2	1	0	5	24.1	13
Target Field	6.00	0	1	0	1	6.0	4
Tropicana Field	4.91	2	1	0	4	22.0	12
U.S. Cellular Field	2.00	1	0	0	1	9.0	2
Wrigley Field	1.50	0	0	0	1	6.0	1
Yankee Stadium	6.75	0	2	0	2	10.2	8

## FIELDING STATISTICS

### Pitcher

Year	Pct.	G	PO	A	E	TC	DP
2007	.929	20	4	9	1	14	0
2008	.941	19	2	14	1	17	0
2009	.875	22	6	15	3	24	1
2010	.957	30	12	32	2	46	4
<b>Totals</b>	<b>.931</b>	<b>91</b>	<b>24</b>	<b>70</b>	<b>7</b>	<b>101</b>	<b>5</b>

## BRADEN'S CAREER BESTS

**Low Hit Complete Game:** 0, May 9, 2010 vs. Tampa Bay

**Innings Pitched:** 9.0 (four times), last: August 28, 2010 at Texas. As reliever: 3.0, September 16, 2007 vs. Texas

**Strikeouts:** 10, April 6, 2010 vs. Seattle. As reliever: 3 (twice), last: May 1, 2008 at Los Angeles (AL)

**Longest Winning Streak:** 4, July 31, 2009 to April 22, 2010

**Longest Losing Streak:** 8, April 29 to September 23, 2007

**Longest Scoreless Streak:** 16.0, May 3 to 14, 2010

## BRADEN'S 2010 STARTS

Date	Opponent	Score	Dec	ERA	IP	H	R	ER	BB	SO	HR	#PIT
April 6	Seattle	2-1 (10)	--	1.29	7.0	4	1	1	1	10	0	91
April 11	at Los Angeles (AL)	9-4	W	2.77	6.0	5	3	3	1	2	1	94
April 16	Baltimore	4-2	W	2.70	7.0	3	2	2	1	4	1	92
April 22	New York (AL)	4-2	W	2.77	6.0	6	2	2	1	2	2	81
April 28	at Tampa Bay	3-10	L	4.20	4.0	8	6	6	3	1	0	88
May 3	Texas	2-4	L	4.14	7.0	11	3	3	0	3	0	97
May 9	Tampa Bay	4-0	W	3.33	9.0	0	0	0	0	6	0	109
May 14	at Los Angeles (AL)	0-4	L	3.50	8.0	7	4	4	1	5	1	98
May 19	Detroit	1-5	L	3.45	6.0	6	2	2	1	2	1	79
May 25	at Baltimore	1-5	--	3.23	4.0	3	1	0	2	4	0	62
May 30	at Detroit	2-10	L	3.60	6.0	11	5	5	1	5	2	95
June 4	Minnesota	4-5 (11)	--	3.77	6.1	6	4	4	1	2	1	108
June 9	Los Angeles (AL)	1-7	L	3.95	5.2	11	5	4	1	4	0	92
June 17	at Chicago (NL)	2-3	--	3.78	6.0	5	1	1	1	4	1	83
June 22	Cincinnati	2-4	L	3.83	6.0	10	4	3	1	4	0	106
July 20	Boston	5-4 (10)	--	3.74	4.2	10	4	1	1	6	0	94
July 25	Chicago (AL)	6-4	W	3.77	6.1	5	3	3	2	5	0	98
July 31	at Chicago (AL)	6-2	W	3.63	9.0	8	2	2	1	5	1	111
Aug. 6	Texas	1-5	L	3.75	6.0	5	4	4	2	1	2	88
Aug. 11	at Seattle	5-1	W	3.56	9.0	4	1	1	2	6	0	104
Aug. 17	Toronto	6-2	W	3.44	7.0	3	2	1	2	5	0	104
Aug. 22	Tampa Bay	2-3	L	3.49	6.0	4	3	3	2	3	0	88
Aug. 28	at Texas	5-0	W	3.28	9.0	4	0	0	0	1	0	120
Sept. 2	at New York (AL)	0-5	L	3.23	5.0	2	1	1	2	4	1	79
Sept. 7	Seattle	5-7	L	3.47	5.0	9	6	6	2	3	1	96
Sept. 12	Boston	3-5	L	3.56	5.2	6	4	4	4	2	0	97
Sept. 18	at Minnesota	2-4	L	3.65	6.0	8	4	4	4	2	1	112
Sept. 23	Texas	5-0	W	3.49	8.0	1	0	0	2	7	0	114
Sept. 28	at Los Angeles (AL)	2-4	L	3.50	7.0	10	4	3	0	3	1	94
Oct. 3	at Seattle	4-3	W	3.50	5.0	5	2	2	1	2	0	76

**LEFT-HANDED PITCHER****Height/Weight:** 5-11 / 190**Bats/Throws:** Left / Left**Birthdate:** August 8, 1980**Opening Day Age:** 30**Birthplace/Resides:** New Haven, Connecticut / Trumbull, Connecticut**Major League Service:** 3 years, 88 days**Obtained:** Claimed off waivers from the Minnesota Twins, May 20, 2009**Contract Status:** First year of a one-year contract through 2011.**CAREER HIGHLIGHTS**

Has pitched for five teams in five seasons in the majors...has a 2.87 ERA in 228 career appearances, including 2.84 in 135 games with the A's over the last two years...has allowed 33 of 151 (21.9%) inherited runners to score in his career, which is the fourth lowest mark among pitchers with 150 or more inherited runners since the stat was tracked beginning in 1974...set an Oakland record for strikeouts by a left-handed reliever with 71 in 2010...combined with the A's and Twins to pitch in a career high 77 games in 2009...pitched for Cleveland and Minnesota in 2008 and Boston in 2006 after making his Major League debut with San Diego in 2005...was named to the International League mid-season All-Star team in 2006 and 2007...was named Most Valuable Pitcher at Pawtucket in 2006.

**LOWEST CAREER  
PERCENTAGE OF  
INHERITED RUNNERS  
SCORED, MLB**

19.2	Ricardo Rincon, 1997-2008
19.4	Steve Wilson, 1988-93
20.2	Trevor Hoffman, 1993-present
<b>21.9</b>	<b>Craig Breslow, 2005-present</b>
21.9	Al Osuna, 1990-96
	<i>(since 1974, min. 150 IR)</i>

**2010 HIGHLIGHTS**

Made a team-leading 75 appearances for the A's, registering a 4-4 mark with five saves and 3.01 ERA...the games pitched tied for the fifth highest single season total in Oakland history...also set an Oakland record for strikeouts by a left-handed reliever with 71...broke the previous mark of 69 set by Bob Lacey in 1977...ranked second among American League relievers in appearances, tied for fourth in innings pitched (74.2), tied for sixth in strikeouts and 10th in opponents batting average (.194)...the opponents batting average was a career low and marked his second consecutive season under .200...now has a .204 opponents average in his career...also had a career low .272 on-base percentage while posting career-highs in saves, innings pitched, hits (53), strikeouts and home runs (9)...matched his high in walks (29)...the nine home runs tied for eighth most among AL relievers...first batters faced were 9 for 69 (.130) with six walks (.200 on-base percentage)...the batting average was sixth lowest in the AL and the on-base percentage tied for sixth...tied for second in first batter strikeouts (23)...allowed 7 of 33 (21.2%) inherited runners to score, which was the seventh lowest percentage in the AL...his opponents batting average broke down to .181 (17 for 94) against left-handed hitters and .201 (36 for 179) against right-handers...allowed a .236 average with runners in scoring position but opponents were 0 for 11 with no RBI with the bases loaded...the 11 at-bats were the most among major league pitchers that did not allow a RBI with the bases loaded and were the most by an AL pitcher with no RBI since the stat was tracked beginning in 1974...opponents are 2 for 30 (.067) with six RBI with the bases loaded in his career...compiled a 5.17 ERA in 18 appearances on no days rest, a 2.44 ERA in his other 57 games...now has a 3.91 career ERA on no days rest and 2.56 ERA with one day of rest or more...had a 2.48 ERA on the road compared to 3.63 in Oakland, where he allowed six of his nine home runs...did not yield a run in his only appearance against Detroit and has not allowed a run in 11 career outings against the Tigers (11.0 ip)...tossed at least one inning in 56 of his 75 outings, including a season-high 2.0 three times.

**OAKLAND:** Compiled a 5.06 ERA and .360 opponents batting average over his first eight games through April 24...then held the opposition to a .096 batting average while posting a 2.17 ERA over a 29-game span from April 27 to June 27...had a 0.71 ERA and .100 opponents batting average in 12 outings in May and stranded all five of his inherited runners...that included a 10-game, 10.0-inning scoreless streak from May 7 to 29...stranded 19 of 20 inherited runners over a 51-game stretch from

## MOST STRIKEOUTS, OAKLAND A'S, LEFT-HANDED RELIEVER

71	Craig Breslow, 2010
69	Bob Lacey, 1977
67	Bob Owchinko, 1982
64	Mike Mohler, 1996
64	Greg Cadaret, 1988
64	Paul Lindblad, 1969

June 2 to Oct. 2...struck out a career-high four batters in 1.2 innings June 4 against Minnesota...retired 19 consecutive batters from June 13 to 27...pitched in five consecutive games from June 23 to 29, although the stretch included a pair of off-days...appeared in a total of 16 games in June, which are the most in one month by an A's pitcher since Billy Koch pitched in 16 games in Sept., 2002...tossed a scoreless eighth inning July 20 against Boston in the 200th appearance of his career...struck out the final two batters in the A's 3-1 win at Texas July 28 for his first save of the season...had just one career save entering the season and would go on to save four more games...yielded a career-high tying three runs Aug. 21 against Tampa Bay (fourth time, first since Aug. 28, 2009 at Los Angeles), but posted a 1.40 ERA over his final 17 appearances...had a season-best 11.1-inning scoreless streak over a 10-game stretch from Sept. 8 to 29 (3 h, 7 bb, 8 so) and finished September with a 1.29 ERA and .125 opponents batting average...now has a 1.63 ERA (9 er in 49.2 ip) in 52 career appearances in September, his lowest ERA for any month of the season...picked up his third save of the season Sept. 20 against Chicago...had each of the A's final three saves as he also recorded the save in the final two games of the season, Oct. 2 and 3 at Seattle...walked a career-high tying three batters Sept. 29 at Los Angeles (also May 2, 2009 vs. Kansas City).

## CAREER

**2009**—Began the season with Minnesota and had a 6.28 ERA in 17 appearances when he was claimed off waivers by the A's May 20...went 7-5 with a 2.60 ERA in 60 games with Oakland and combined for an 8-7 record and a 3.36 ERA in 77 appearances overall...the games pitched were a career high and second most in the American League...his losses tied for the lead among AL relievers but he ranked second in wins...his .197 opponents batting average tied for 10th lowest...allowed 12 of 50 (24.0%) inherited runners to score, which was 10th lowest in the AL...was 1-4 with a 4.46 ERA in 44 appearances before the All-Star Break but then went 7-3 with a 2.29 ERA in 33 games after the break...the seven post-break wins led the A's pitching staff and tied for eighth among all AL pitchers...the ERA tied for fourth lowest in the AL among pitchers with at least 35.0 post-break innings...his opponents batting average included a .191 mark against right-handed hitters and .204 against left-handers...allowed a .143 average with runners in scoring position...first batters faced hit .302 with 11 walks (.405 on-base percentage)...the walks tied for second most in the AL...tied for the AL lead in first batter grounded into double plays (4) and tied for third in home runs (4)...compiled a 1.35 ERA in 28 games in the Coliseum, fanning 26 in 26.2 innings...had a 4.60 ERA with 29 strikeouts in 43.0 innings in 49 games in all other ballparks...had a 4.29 ERA in 25 outings on no days rest and a 2.96 ERA in 52 appearances with at least one day of rest...tossed less than one inning in 31 of his 77 outings while throwing a season high 2.0 innings four times...was on the Opening Day roster for Minnesota and allowed at least one run in seven of his 17 games...however, allowed just 1 of 8 (12.5%) inherited runners to score...recorded his first Major League win May 14 against Detroit...entered the game in the seventh inning with the Twins trailing 5-0 and tossed 1.2 scoreless innings...Minnesota scored six times in the bottom of the seventh for the win...the win snapped a career-opening five-game losing streak...did not allow a run in 12 of his first 14 outings with the A's through June 16 (1.86 ERA)...appeared in the 100th game of his career June 1 at Chicago (AL), allowing a run in 1.1 innings for his fourth loss of the season...tossed less than 1.0 inning in eight consecutive outings from June 2 to 17...allowed five runs over an eight-game stretch from June 17 to July 3 (5.14 ERA) but posted a 2.33 ERA over his final 38 games, beginning July 4...stranded all 10 of his inherited runners over a 12-game span from July 7 to 29...did not allow a run in eight games and 10.2 innings in September...that was part of a career best 13.2-inning scoreless streak from Aug. 31 to Oct. 4...the streak ended in his final outing of the season Oct. 4 against Los Angeles when he balked in a run.

**2008**—Compiled a 1.91 ERA, which ranked second best among American League left-handed relievers with 35 or more innings pitched...claimed off waivers by Cleveland from Boston March 23...made his Cleveland debut at Oakland April 4, working 1.1 scoreless innings...tossed 8.1 innings, allowing three runs on 10 hits with five walks and seven strikeouts in seven appearances with the Indians...five of those seven appearances with Cleveland were scoreless...designated for assignment by Cleveland May 23...claimed off waivers by the Twins May 29...made his Twins debut, tossing 1.2 innings with three strikeouts, May 31 vs. New York (AL)...did not allow a run in 11 appearances (10.2 ip) from May 31-June

30...tossed a season-high 3.0 scoreless innings and recorded his first career save, Aug. 29 at Oakland... posted a 0.55 ERA in 18 appearances from Aug. 16-Sept. 25...opponents hit just .148 over that span... did not allow an earned run in 13 appearances in September (9.0 innings)...allowed just eight of his 42 inherited runners to score with the Twins.

**2007**—Pitched exclusively for Triple-A Pawtucket, earning mid-season International League All-Star honors for the second straight season...ranked third on the club with 49 appearances (all but one as a reliever), going 2-3 with a 4.06 ERA...struck out 73 in 68.2 innings, an average of 9.6 strikeouts per nine innings...was a Sept. 1 call-up to Boston, but did not pitch before being optioned back to Pawtucket the following day...posted a 1.85 ERA in 29 games before the All-Star break and a 7.92 ERA in 20 appearances after the break...had ERAs of 2.13 in April, 0.61 in May and 2.03 in June...had a streak of 12.1 consecutive innings without allowing an earned run from June 14-July 3...worked more than 1.0 inning in 24 of his 48 relief appearances, including a season-high 3.0 innings, three times...recorded a season-high five strikeouts in 2.0 innings June 26 vs. Norwich...allowed one hit in 0.2 scoreless innings in the Triple-A All-Star Game July 11 in Albuquerque...his start Aug. 9 (3.0 ip, 1 er) was the first of his professional career.

**2006**—Had three separate stints with Boston, going a combined 0-2 with a 3.75 ERA in 13 relief appearances... was originally selected from Pawtucket July 13 and made his Red Sox debut the following night vs. Oakland, allowing just one hit with two strikeouts in 1.2 innings... was optioned back to Pawtucket the next day before being recalled Aug. 14...pitched that night vs. Detroit, but was again optioned to Pawtucket Aug. 18...earned a Sept. 1 call-up to Boston, where he stayed for the remainder of the season...appeared in 11 games with the Sox to close the year, going 0-2 with a 5.19 ERA...went 7-1 with seven saves and a 2.69 ERA in 39 relief appearances with Pawtucket and was selected as the team's Most Valuable Pitcher in a teammate vote...was on the International League team for the 2006 Triple-A All-Star Game but did not pitch...led the PawSox in appearances while holding opponents to a .200 average...had 77 strikeouts in 67.0 innings, an average of 10.3 strikeouts per nine innings.

**2005**—Made his Major League debut with three separate stints with the Padres, posting no record and a 2.20 ERA in 14 games out of the bullpen...with San Diego, limited left-handed hitters to a .063 average...began the season with Mobile, going 2-1 with a 2.79 ERA in 39 relief appearances to earn a July 23 promotion to San Diego...made his Major League debut that night in Philadelphia, striking out three in 1.2 innings of scoreless relief...was optioned back to Mobile the following day before being recalled by the Padres five days later...was optioned to Triple-A Portland Aug. 11 and made seven appearances before his third recall to San Diego, Sept. 1...pitched for Peoria in the Arizona Fall League and had a loss and a 7.24 ERA in 15 relief appearances.

**2004**—Began his third season in the Brewers organization with Single-A High Desert, going 1-3 with a 7.19 ERA in 23 games before being released July 6...signed with the New Jersey Jackals of the independent Northeast League in late July, and went on to post a 3-1 record with a save and a 4.10 ERA in 19 games...held NL foes to a .204 average and recorded 37 strikeouts in 26.1 innings, an average of 12.6 strikeouts per nine innings.

**2003**—Averaged 11.1 strikeouts per nine innings for Single-A Beloit, fanning 80 batters in 65.0 innings...issued only 27 walks for a 3-to-1 strikeout-to-walk ratio...held opponents to a .254 average and gave up four home runs in 65.0 innings, an average of one homer per 16.3 innings.

**2002**—Ranked fifth in the Pioneer League with six wins in his first professional campaign, going 6-2 with a 1.82 ERA in 23 appearances out of the pen for Rookie-level Ogden...struck out 56 in 54.1 innings and limited the opposition to a .218 average.

## PERSONAL/MISCELLANEOUS

Craig Andrew Breslow... graduated from Yale University in 2002... was originally signed by Milwaukee scout Tom Tanous... in 2005 became the first Bulldog to reach the major leagues since Ron Darling... a molecular biophysics and biochemistry major, Breslow earned All-Ivy honors in a junior season that included a 16-strikeout performance vs. Cornell and a one-hit shutout at Harvard... was named captain of the 2002 squad... is a 1998 graduate of Trumbull High School... founded the "Strike 3 Foundation" in 2008 in hopes to heighten awareness, mobilize support, and raise funding for childhood cancer re-

search...has raised over \$450,000 for pediatric cancer research and treatment in three years through various national fundraising events...is currently in year two of a five-year, \$500,000 cumulative pledge to Yale New Haven Children's Hospital as a founding sponsor of the region's first pediatric bone marrow transplantation program...was the 2010 recipient of the Dave Stewart Community Service Award, given annually to an A's player for outstanding work in the community...visits children each year at the Children's Hospital and Research Center Oakland, Connecticut Children's Medical Center, and Yale-New Haven Children's Hospital...supports various A's Community Fund events and initiatives...supports the Major League Baseball Players Trust...was ranked first on *The Sporting News* list of Top 20 Smartest Athletes in Sept. 2010...was named 2010 Most Valuable Jewish Pitcher of the Year by Jewish Major Leaguers, Inc.

### LIFETIME PITCHING RECORD

Year	Club	W	L	ERA	G	GS	CG	SHO	SV	IP	H	R	ER	HR	HB	BB	IBB	SO	WP	BK
2002	Ogden	6	2	1.82	23	0	0	0	2	54.1	42	15	11	2	1	24	0	56	7	0
2003	Beloit	3	4	5.12	33	0	0	0	2	65.0	64	43	37	4	1	27	0	80	1	0
2004	High Desert	1	3	7.19	23	0	0	0	0	41.1	54	39	33	5	2	24	0	41	4	0
	New Jersey (IND)	3	1	4.10	19	0	0	0	1	26.1	19	13	12	2	0	13	1	37	3	0
2005	Mobile	2	1	2.75	40	0	0	0	0	52.1	38	16	16	3	1	17	2	47	2	0
	SAN DIEGO	0	0	2.20	14	0	0	0	0	16.1	15	6	4	1	1	13	0	14	1	0
	Portland	0	1	4.00	7	0	0	0	0	9.0	11	4	4	1	0	1	0	9	0	0
2006	Pawtucket	7	1	2.69	39	0	0	0	7	67.0	49	21	20	3	4	24	0	77	6	1
	BOSTON	0	2	3.75	13	0	0	0	0	12.0	12	5	5	0	1	6	1	12	2	1
2007	Pawtucket	2	3	4.06	49	1	0	0	1	68.2	70	38	31	6	2	25	0	73	8	0
2008	CLEVELAND	0	0	3.24	7	0	0	0	0	8.1	10	3	3	1	0	5	0	7	0	0
	MINNESOTA	0	2	1.63	42	0	0	0	1	38.2	24	9	7	0	0	14	2	32	4	1
2009	MINNESOTA	1	2	6.28	17	0	0	0	0	14.1	11	11	10	3	1	11	0	11	3	0
	OAKLAND	7	5	2.60	60	0	0	0	0	55.1	37	20	16	5	2	18	0	44	0	1
2010	OAKLAND	4	4	3.01	75	0	0	0	5	74.2	53	26	25	9	0	29	4	71	0	1
<b>AL Totals</b>		<b>12</b>	<b>15</b>	<b>2.92</b>	<b>214</b>	<b>0</b>	<b>0</b>	<b>0</b>	<b>6</b>	<b>203.1</b>	<b>147</b>	<b>74</b>	<b>66</b>	<b>18</b>	<b>4</b>	<b>83</b>	<b>7</b>	<b>177</b>	<b>9</b>	<b>4</b>
<b>NL Totals</b>		<b>0</b>	<b>0</b>	<b>2.20</b>	<b>14</b>	<b>0</b>	<b>0</b>	<b>0</b>	<b>0</b>	<b>16.1</b>	<b>15</b>	<b>6</b>	<b>4</b>	<b>1</b>	<b>1</b>	<b>13</b>	<b>0</b>	<b>14</b>	<b>1</b>	<b>0</b>
<b>ML Totals</b>		<b>12</b>	<b>15</b>	<b>2.87</b>	<b>228</b>	<b>0</b>	<b>0</b>	<b>0</b>	<b>6</b>	<b>219.2</b>	<b>162</b>	<b>80</b>	<b>70</b>	<b>19</b>	<b>5</b>	<b>96</b>	<b>7</b>	<b>191</b>	<b>10</b>	<b>4</b>

### CAREER TRANSACTIONS

**2002** — Selected by the Milwaukee Brewers organization in the 26th round of the First-Year Player Draft. **2004** — Released, July 6; signed by New Jersey of the independent Northeast League. **2005** — Signed by the San Diego Padres to a minor league contract, March 6. Elected free agency, December 21 (contract non-tender). **2006** — Signed by the Boston Red Sox to a minor league contract, January 4. **2008** — Claimed off waivers by the Cleveland Indians, March 23. Claimed off waivers by the Minnesota Twins, May 29. **2009** — Claimed off waivers by the Oakland Athletics, May 20.

## VS. THE AMERICAN LEAGUE

2010 CAREER														
ERA	W	L	S	G	IP	ER	vs. TEAM	ERA	W	L	S	G	IP	ER
4.15	0	0	0	4	4.1	2	Baltimore	1.53	0	0	0	15	17.2	3
2.70	0	0	0	6	6.2	2	Boston	4.09	1	1	0	13	11.0	5
0.00	0	0	1	3	3.0	0	Chicago	2.20	0	2	1	17	16.1	4
2.25	0	1	0	4	4.0	1	Cleveland	1.93	0	1	0	14	14.0	3
0.00	0	0	0	1	1.0	0	Detroit	0.00	1	0	0	11	11.0	0
1.80	1	1	0	5	5.0	1	Kansas City	4.50	2	4	0	13	12.0	6
5.87	0	1	0	8	7.2	5	Los Angeles	3.52	2	1	0	16	15.1	6
3.18	0	0	0	5	5.2	2	Minnesota	2.25	1	0	0	9	8.0	2
2.25	0	0	0	3	4.0	1	New York	5.63	0	2	0	15	16.0	10
—	0	0	0	0	0.0	0	Oakland	0.90	0	1	1	7	10.0	1
3.52	1	0	2	10	7.2	3	Seattle	4.42	1	1	2	23	18.1	9
7.36	0	1	1	4	3.2	3	Tampa Bay	5.68	0	1	1	8	6.1	4
1.80	0	0	1	8	10.0	2	Texas	1.53	2	0	1	15	17.2	3
3.00	0	0	0	3	3.0	1	Toronto	5.00	0	0	0	12	9.0	5

## VS. THE NATIONAL LEAGUE

2010 CAREER														
ERA	W	L	S	G	IP	ER	vs. TEAM	ERA	W	L	S	G	IP	ER
—	0	0	0	0	0.0	0	Arizona	3.38	0	1	0	3	2.2	1
—	0	0	0	0	0.0	0	Atlanta	—	0	0	0	0	0.0	0
0.00	0	0	0	2	0.2	0	Chicago	0.00	0	0	0	2	0.2	0
0.00	0	0	0	2	2.0	0	Cincinnati	1.59	0	0	0	4	5.2	1
—	0	0	0	0	0.0	0	Colorado	2.57	0	0	0	5	7.0	2
—	0	0	0	0	0.0	0	Florida	—	0	0	0	0	0.0	0
—	0	0	0	0	0.0	0	Houston	—	0	0	0	0	0.0	0
—	0	0	0	0	0.0	0	Los Angeles	2.70	0	0	0	5	3.1	1
—	0	0	0	0	0.0	0	Milwaukee	0.00	0	0	0	2	1.2	0
—	0	0	0	0	0.0	0	New York	4.50	0	0	0	1	2.0	1
—	0	0	0	0	0.0	0	Philadelphia	0.00	0	0	0	1	1.2	0
0.00	1	0	0	3	1.2	0	Pittsburgh	0.00	1	0	0	5	3.0	0
0.00	1	0	0	1	1.2	0	St. Louis	0.00	1	0	0	1	1.2	0
—	0	0	0	0	0.0	0	San Diego	3.38	0	0	0	4	2.2	1
6.00	0	0	0	3	3.0	2	San Francisco	4.91	0	0	0	5	3.2	2
—	0	0	0	0	0.0	0	Washington	0.00	0	0	0	2	1.1	0

## MONTHLY BREAKDOWN

2010 CAREER														
ERA	W	L	S	G	IP	ER	by MONTH	ERA	W	L	S	G	IP	ER
4.70	0	1	0	10	7.2	4	April	4.05	0	1	0	24	20.0	9
0.71	1	0	0	12	12.2	1	May	3.00	2	3	0	29	30.0	10
3.60	2	0	0	16	15.0	6	June	2.36	2	1	0	41	34.1	9
2.84	1	1	1	12	12.2	4	July	3.58	4	2	1	37	37.2	15
6.10	0	2	1	10	10.1	7	August	3.43	2	6	2	39	42.0	16
1.29	0	0	1	13	14.0	2	September	1.63	2	2	1	52	49.2	9
3.86	0	0	2	2	2.1	1	October	3.00	0	0	2	6	6.0	2

## PITCHING BREAKDOWN

2010 CAREER														
ERA	W	L	S	G	IP	ER	by CATEGORY	ERA	W	L	S	G	IP	ER
3.63	2	2	2	38	34.2	14	Home	2.73	7	6	2	111	105.2	32
2.48	2	2	3	37	40.0	11	Road	3.00	5	9	4	117	114.0	38
3.42	2	0	1	22	23.2	9	Day	3.43	3	3	1	61	57.2	22
2.82	2	4	4	53	51.0	16	Night	2.67	9	12	5	167	162.0	48
3.32	3	2	0	43	40.2	15	Pre-ASG	3.48	4	6	0	107	95.2	37
2.65	1	2	5	32	34.0	10	Post-ASG	2.40	8	9	6	121	124.0	33
—	0	0	0	0	0.0	0	Starter	—	0	0	0	0	0.0	0
3.01	4	4	5	75	74.2	25	Reliever	2.87	12	15	6	228	219.2	70

## BALLPARK BREAKDOWN

	ERA	W	L	S	G	IP	ER
Angel Stadium	1.35	1	1	0	7	6.2	1
AT&T Park	6.75	0	0	0	4	2.2	2
Ballpark in Arlington	0.00	1	0	1	8	9.2	0
Busch Stadium	0.00	1	0	0	1	1.2	0
Camden Yards	1.46	0	0	0	9	12.1	2
Chase Field	0.00	0	0	0	1	0.1	0
Citizens Bank Park	0.00	0	0	0	1	1.2	0
Comerica Park	0.00	0	0	0	3	3.1	0
Coors Field	4.91	0	0	0	1	3.2	2
Dodger Stadium	3.00	0	0	0	4	3.0	1
Fenway Park	4.50	1	2	0	18	16.0	8
Kauffman Stadium	1.35	1	1	0	6	6.2	1
Metrodome	2.74	1	1	0	26	23.0	7
Miller Park	0.00	0	0	0	2	1.2	0
Oakland Coliseum	2.57	6	5	3	70	66.2	19
Old Yankee Stadium	11.57	0	1	0	2	2.1	3
PETCO Park	3.00	0	0	0	10	9.0	3
PNC Park	0.00	0	0	0	2	1.1	0
Progressive Field	2.60	0	1	0	15	17.1	5
Rogers Centre	2.25	0	0	0	5	4.0	1
Safeco Field	6.43	0	1	2	9	7.0	5
Target Field	2.70	0	0	0	3	3.1	1
Tropicana Field	3.38	0	0	0	4	2.2	1
U.S. Cellular Field	3.38	0	1	0	9	8.0	3
Wrigley Field	0.00	0	0	0	2	0.2	0
Yankee Stadium	9.00	0	1	0	6	5.0	5

## FIELDING STATISTICS

Pitcher							
Year	Pct.	G	PO	A	E	TC	DP
2005	.000	14	0	0	1	1	0
2006	1.000	13	0	1	0	1	0
2008	1.000	49	1	11	0	12	0
2009	1.000	77	5	7	0	12	0
2010	.800	75	2	2	1	5	0
<b>Totals</b>	<b>.935</b>	<b>228</b>	<b>8</b>	<b>21</b>	<b>2</b>	<b>31</b>	<b>0</b>

## BRESLOW'S CAREER BESTS

**Low Hit Complete Game:** None  
**Innings Pitched:** 3.2, September 20, 2005 at Colorado  
**Strikeouts:** 4, June 4, 2010 vs. Minnesota  
**Longest Winning Streak:** 3 (three times), last: May 18 to June 27, 2010  
**Longest Losing Streak:** 5, September 9, 2006 to May 2, 2009  
**Longest Scoreless Streak:** 13.2, August 31 to October 4, 2009



**RIGHT-HANDED PITCHER**

**Height/Weight:** 6-4 / 226

**Bats/Throws:** Right / Right

**Birthdate:** March 1, 1988

**Opening Day Age:** 23

**Birthplace/Resides:** Oceanside, California / Oceanside, California

**Major League Service:** 2 years

**Obtained:** Selected in the 2nd round of the 2006 First-Year Player Draft

**Contract Status:** First year of a one-year contract through 2011.

2011 ATHLETICS

**CAREER HIGHLIGHTS**

Was drafted by the A's in the second round of the 2006 draft and made his Major League debut in 2009 at the age of 21...has 28 career wins, which are second most in Oakland history by a pitcher before his 23rd birthday...is just the second pitcher in Oakland history to win at least 10 games in each of the first two seasons of his career...won 18 games as a 22-year old in 2010, the most by an American League pitcher under the age of 23 since 1985 (Bret Saberhagen, KC 20)...led ML rookies with 32 games started in 2009...was named the A's Organizational Pitcher of the Year in 2007 and 2008...ranked second in the A's farm system in ERA (2.73) and tied for second in wins (11) in 2007 and had the lowest ERA in 2008 (2.61) while ranking second in strikeouts (136) and tied for second in wins (11)...also pitched in the All-Star Futures Game and the Summer Olympics in Beijing, China in 2008.

**2010 HIGHLIGHTS**

Began the season on the disabled list and was optioned to Sacramento before returning to Oakland April 30 to lead the A's with 18 wins...posted an 18-8 record in 30 starts with a team-leading 2.97 ERA...ranked third in the American League in opponents batting average (.220), fourth in ERA and opponents on-base percentage (.287), tied for fourth in wins, tied for fifth in winning percentage (.692) and sixth in opponents slugging (.332)...his 18 wins were the most by an Athletic over the last eight years and tied for third most in Athletics history by a pitcher under the age of 23...the last AL pitcher under the age of 23 with at least 18 wins was Bret Saberhagen, who won 20 games for Kansas City in 1985 at the age of 21...the last major leaguer was Mark Prior, who won 18 for the Cubs in 2003...is just the second pitcher in Oakland history to win at least 10 games in each of the first two seasons of his career (Tim Hudson, 1999-2000)...is the eighth in franchise history (Jim Nash, Bob Hooper, Lefty Grove, Weldon Henley, Chief Bender and Eddie Plank)...his 2.97 ERA was the lowest by an AL pitcher younger than 23 since 1990 (Kevin Appier, KC 2.76) and was fifth lowest in Athletics history since the earned run became an official stat in 1913...all of his wins came after May 1 and he had the most wins in Oakland history by a pitcher who did not win a game in April...the last Athletics pitcher to win as many as 18 games without winning one in April was Bobby Shantz, who had 18 for the Philadelphia A's in 1951...matched Jon Lester (BOS) and CC Sabathia (NYY) for most wins in the majors beginning May 1...for the season, also tied for second in the AL in grounded into double plays (27), tied for third in shutouts (1) and tied for sixth in pickoffs (5)...his opponents batting average included a .198 mark against right-handed hitters and .237 against left-handers...the average against righties was the lowest in the AL and third lowest in the majors...the opposition hit .209 with a .252 on-base percentage when leading off an inning...the on-base percentage ranked sixth in the AL and the batting average was seventh...allowed a .188 batting average the first time through the lineup, .221 the second time through and .253 after that...the mark the first time through was ninth lowest in the AL...went 1-2 with a 4.37 ERA over his first four starts, 13-3 with a 2.10 ERA over a 19-start stretch from May 21 to Aug. 25 and 4-3 with a 5.05 ERA over his last seven starts...was 11-3 with a 2.18 ERA in 15 starts in Oakland and 7-5 with a 3.86 ERA in 15 starts on the road...tied for second in the AL in home wins and ranked fifth in ERA...is now 18-10 with a 3.26 ERA (76 er in 209.2 ip) in 33 career starts in Oakland compared to 10-11 with a 4.40 ERA (81 er in 165.2 ip) in 29 starts on the road...went 7-2 with a 1.78 ERA in 10 starts against AL West competition and was 11-6 with a 3.57 ERA in 20 starts against all other teams...is 11-6 with a 2.39 ERA (35 er in 131.2 ip) in 21 career starts against the

**MOST CAREER WINS BEFORE 23RD BIRTHDAY, OAKLAND A'S**

30	Vida Blue
28	Trevor Cahill
18	Brett Anderson
17	Jose Rijo
16	Rich Harden



West, 17-15 with a 4.51 ERA (122 er in 243.2 ip) against everyone else...went 3-0 with a 2.42 ERA in four interleague starts, tying for second in the majors in wins (Buehrle, CWS 4)...compiled a 1.50 ERA and .182 opponents batting average in the first inning...was 6-2 with a 2.20 ERA in nine starts during the day, 12-6 with a 3.29 ERA in 21 starts at night...had the third lowest day ERA in the AL...yielded three grand slams, which tied for the most in the majors (Santana, NYM)...it also tied the Athletics' franchise record set by Ed Rakow in 1961...led AL pitchers with 54 assists and tied for second with 61 total chances...the assists tied for third most in Oakland history...the A's were 21-9 (.700) in his starting assignments and are 37-25 (.597) in his career...tossed at least seven innings in 15 of his 30 starts, allowed one run or fewer 15 times and walked two batters or fewer 20 times...the A's bullpen has never blown a save in his 62 career starts.

**OAKLAND:** Began the season on the 15-day disabled list with a stress reaction in his left scapula...made one rehab start before he was reinstated from the DL and optioned to Sacramento April 20...was 1-0 with a 1.04 ERA and .226 opponents batting average in two starts with the River Cats before he was recalled by Oakland April 30...allowed a career-high tying eight runs on seven hits in a 10-2 loss at Toronto that day...then allowed six hits or fewer while pitching five innings or more in each of his next 20 starts from May 5 to Aug. 14...that matched the longest such streak in modern Major League history (since 1900)...Nolan Ryan of the California Angels also had a 20-game streak from July 27, 1972 to April 18, 1973...was 4-1 with a 1.96 ERA and .211 opponents batting average in six starts in May...the ERA was the lowest single month mark of his career and it was his first four-win month...put together a career-high seven-game winning streak that spanned nine starts from May 21 to July 1...posted a 2.12 ERA and allowed a .194 opponents batting average during the streak...had his first career 10-strikeout game June 26 against Pittsburgh when he combined with Breslow and Bailey on a two-hit shutout in the A's 5-0 win...was named to his first American League All-Star team but was ineligible to pitch because he started on the Sunday before the game...his age of 22 years, 134 days on the date of the game made him the youngest Athletic to be named to an All-Star team since Ben Grieve in 1998 (22 years, 64 days)...is the second youngest Oakland pitcher to Vida Blue, who was 21 years and 350 days in 1971...had his seven-game winning streak snapped July 6 and went 1-2 with a 4.39 ERA over a four-start stretch through July 23...then allowed just two hits in 8.0 shutout innings July 28 at Texas followed by his first career complete game Aug. 2 against Kansas City, a three-hit shutout...at the age of 22 years, 154 days, he became the third youngest A's pitcher to toss a shutout over the last 32 years...the others are Brett Anderson last year (21 years, 155 days) and Barry Zito in 2000 (22 years, 120 days)...is just the fifth pitcher in Athletics franchise history with back-to-back starts of eight innings or more, three hits or fewer and no runs, the first since Bobby Witt (June 23 and 28, 1994)...the other three are Rube Waddell (1907), Jack Coombs (1910) and Eddie Plank (1913)...allowed two unearned runs in the sixth inning Aug. 8 against Texas, ending his scoreless streak at a career-high 23.0 innings...yielded an earned run in the third inning Aug. 14 at Minnesota, snapping a streak of 28.0 consecutive innings without an earned run...went 5-1 with a 0.77 ERA over a six-start stretch from July 28 to Aug. 25...then allowed a career-high tying eight runs in a season-low 4.0 innings in an 11-5 loss at New York Aug. 30...did not allow a run in back-to-back wins Sept. 4 against Los Angeles (6.0 ip) and Sept. 10 against Boston (7.0 ip) but lost two of his next three starts while posting a 7.94 ERA, including Sept. 26 against Texas when he yielded a career-high 12 hits in 4.0 innings...finished the season by tossing 7.0 shutout innings at Seattle Oct. 1 for his 18th win.

**MOST WINS,  
MAJORS,  
AFTER APRIL 30**

18	Cahill, OAK
18	Lester, BOS
18	Sabathia, NYY
17	Halladay, PHI
17	Verlander, DET

## CAREER

**2009**—Was one of two 21-year olds to spend the season in the A's starting rotation and led the Oakland pitching staff in starts (32), innings pitched (178.2) and losses (13)...was 10-13 with a 4.63 ERA...led Major League rookies in games started...ranked second among American League Rookies in innings pitched, tied for seventh in wins and ninth in strikeouts (90)...the games started fell one short of the Oakland rookie record and he is one of eight rookie 10-game winners in Oakland history...set an Oakland rookie record by allowing 27 home runs...it tied the franchise record set by Dan Pfister in 1962...his 13 losses were fourth most by an Oakland rookie...is one of four 21-year olds in Oakland history to win 10 or more games and his 32 starts were fourth most in Athletics history by a pitcher under the age of 22...fellow 21-year old Brett Anderson had 11 wins in 30 starts, making the A's the 13<sup>th</sup> team since 1900 to have two pitchers under the age of 22 win 10 or more games (last: Kansas City, 1984 with Mark

Gubicza and Bret Saberhagen) and the fourth with 30 or more starts (last: Chicago-AL, 1980)...tied for second among all AL pitchers in losses, tied for sixth in home runs, tied for seventh in walks (72) and tied for eighth in runs (99)...his 4.63 ERA was third highest among the 30 AL qualifiers...had the lowest strikeout to walk ratio in the majors (1.25) and that was the lowest mark by an A's pitcher since Todd Van Poppel in 1994 (0.93)...had the third fewest strikeouts per nine innings in the AL (4.53)...allowed 78 extra base hits, which was fourth most in the AL, and his .471 opponents slugging percentage was second highest in the league...received run support of two runs or less in 17 of his 32 starts and was 1-9 in those starts...however, had five games with run support of nine or more and his season run support of 5.74 was eighth highest in the AL...was a streaky pitcher as he went 2-3 with a 5.01 ERA and .289 opponents batting average over his first eight starts through May 17, 3-2 with a 2.44 ERA and .218 average over next seven starts through June 22, 1-7 with a 7.55 ERA and .328 average over a nine-start stretch from June 27 to Aug. 11 and 4-1 with a 3.38 ERA and .234 average over his final eight starts...allowed a .270 opponents batting average, including .252 against right-handed hitters and .286...allowed 21 of his 27 home runs to lefties, which tied for the most in the AL and were the most by an A's pitcher since Catfish Hunter allowed an Oakland record 26 in 1973...however, 20 were solo shots...20 came at home, which led the AL and set a Coliseum record, breaking the mark of 19 by Hunter in 1973...yielded a .218 average with runners in scoring position, which was eighth lowest in the AL...opponents were 13 for 75 (.173) with RISP and two outs and 1 for 9 (.111) with the bases loaded...held the opponents number three hitters to a .200 batting average, which tied for fifth lowest in the AL...compiled a 2.53 ERA and a .207 opponents batting average in the first inning and a 5.09 ERA and a .282 average from the second inning on...tied for fourth among AL pitchers in assists (29)...the A's were 16-16 (.500) in his starting assignments...tossed six or more innings in 16 of his 32 starts, allowed two runs or fewer 16 times and walked two batters or fewer 22 times...was ranked number 11 on *Baseball America's* Top 100 Prospects lists entering the season...made the A's Opening Day roster at the age of 21 years and 36 days, becoming the sixth youngest player on an O.D. roster in Oakland history...was the youngest since Jose Rijo in 1986 (20 years, 330 days)...made his Major League debut April 7 at Los Angeles in the A's second game of the season and had a no decision in a 6-4 win...according to baseball-reference.com, he became just the 16<sup>th</sup> pitcher since 1954 to make his debut with a start in one of the first two games of the season (all 16 started game two)...started at the age of 21 years, 37 days, making him the seventh youngest pitcher to debut with a start in Oakland history...no-hit Seattle over the first 6.1 innings April 12 before Adrian Beltre singled with one out in the seventh...became the first Oakland rookie to take a no-hitter into the seventh inning since Mike Warren tossed his no-hitter on Sept. 29, 1983...allowed one run in 7.0 innings but took the loss...yielded two home runs April 24 against Tampa Bay, the first time in his professional career he allowed more than one home run in a start...recorded his first big league win in the A's 9-4 victory over Texas May 7 in Oakland...allowed just one run and did not walk a batter in 7.0 innings...at the age of 21 years, 67 days, he is the fifth youngest pitcher in Oakland history to record his first ML win...singled off Hiroki Kuroda in the third inning June 17 at Los Angeles (NL) for his first major league hit...allowed seven runs in 3.2 innings June 27 against Colorado and eight runs in 3.2 innings in his next start July 3 at Cleveland to become the first pitcher in Oakland history to allow seven or more runs while pitching fewer than 4.0 innings in back-to-back starts...allowed a career-high four home runs in his start against the Rockies as part of a nine-game stretch from June 22 to Aug. 6 where he allowed at least one home run in each start...allowed 15 home runs total over that streak, which equaled the third longest streak of consecutive games allowing a home run in Oakland history...then allowed just two home runs over his final nine starts...lost four consecutive starts from July 27 to Aug. 11 (7.71 ERA, .351 opponents batting average), which was the longest losing streak of his career.

**2008**—Was named the A's Organizational Pitcher of the Year for the second consecutive season after leading the A's farm system with a 2.61 ERA...also ranked second in strikeouts (136) and tied for second in wins (11)...was a combined 11-5 with a 2.61 ERA in 21 games, 19 starts, with Single-A Stockton and Double-A Midland...pitched for the United States team in the All-Star Futures Game at Yankee Stadium July 13 (1.0 ip, 1 h, 2 so) and for Team USA in the Summer Olympics in Beijing, China...had no decisions and a 2.25 ERA (8.0 ip, 6 h, 2 r, 2 er, 5 bb, 5 so) in two starts during the Olympics...was honored by *Baseball America* as a second team Minor League All-Star, the number one prospect in the California League and the number two prospect in the A's organization following the season...was also tabbed as having the Best Curveball in the magazine's Best Tools survey for A's prospects...allowed a .179 opponents batting average, which included a .169 mark against left-handed hitters and .187 against right-handers...allowed a .179 opponents batting average as a starter, which was second lowest among starting pitchers in all full season minor leagues...yielded just five home runs in 124.1 innings, an aver-

age of one per 24.9 innings...began the season at Stockton where he compiled a 5-4 record and a 2.78 ERA in 14 games, 13 starts...allowed a .174 opponents batting average...went 5-0 with a 1.81 ERA over his first eight starts...was 3-1 with a 0.89 ERA in eight games, seven starts, on the road...struck out a season high 12 in 7.0 innings and allowed just one unearned run in a no decision April 27 at Rancho Cucamonga...his one relief appearance came in relief of a rehabbing Andrew Brown June 4 at Bakersfield and he matched his season high with 12 strikeouts in 6.0 innings...was named to the California League All-Star Team but did not pitch in the game as he was promoted to Midland June 16...went 6-1 with a 2.19 ERA in seven games, six starts, with the RockHounds...won each of his first three starts at Double-A (1.89 ERA), including his third start July 4 against Arkansas when he tossed 8.0 shutout innings and struck out 10 while allowing one walk and two hits...was named Texas League Pitcher of the Week, June 30 to July 6, for his effort against the Travelers...made two starts for Team USA in the Olympics...his first start was a no decision in a 5-4, 11 inning loss to Cuba Aug. 15 (5.0 ip, 6 h, 2 r, 2 er, 4 bb, 3 so)...also had a no decision in a 4-2, 11 inning win over Japan Aug. 20 (3.0 ip, 1 bb, 2 so).

**2007**—Was named the A's Organizational Pitcher of the Year after posting an 11-4 record and a 2.73 ERA in 20 games, 19 starts, at Single-A Kane County...ranked second in the A's farm system in ERA, tied for second in wins and was sixth in strikeouts (117)...tied for the Cougars team lead in wins and ranked second in strikeouts...was named to the *Baseball America* Low Class-A All-Star Team...allowed a .220 opponents batting average, which broke down to .193 against right-handed hitters and .266 against left-handers...yielded just three home runs in 105.1 innings, an average of one per 35.1 innings...went 7-0 with a 0.97 ERA and .158 opponents batting average over his final nine starts...allowed one run or fewer in each of those nine starts...was 5-0 with a 1.49 ERA in 10 games, nine starts, at home...began the season in extended spring training and was sent to Kane County May 13...recorded his first professional win May 29 at Beloit (6.0 ip, 4 h, 2 r, 1 er, 1 bb, 7 so)...had a 25.1-inning scoreless streak from Aug. 3 to 20 and was 5-0 with a 0.74 ERA and .160 opponents batting average in six starts in the month of August...struck out a season high 10 in 5.2 innings Aug. 20 at Beloit...was rated as the A's sixth best prospect by *Baseball America* following the season.

**2006**—Made his professional debut with the A's affiliate in the Arizona Rookie League and had no decisions and a 3.00 ERA in four starts...allowed a .071 batting average...right-handed hitters were 0 for 12 and left-handers were 2 for 16 (.125)...his first outing came Aug. 13 at the Cubs (1.0 ip, 2 r, 1 er, 2 bb, 1 so)...tossed 2.0 innings in each of his next two starts before striking out seven and retiring all 12 batters that he faced in 4.0 innings Aug. 30 against the Cubs...was rated as the A's 10th best prospect by *Baseball America* following the season.

## PERSONAL/MISCELLANEOUS

Trevor John Cahill was originally signed by A's scout Craig Weissmann...was selected by Oakland in the second round of the 2006 draft but was the A's first pick as their first round choice went to Washington for the signing of free agent Esteban Loaiza...graduated from Vista (CA) High School...was 5-4 with a 2.31 ERA and 109 strikeouts in 66.2 innings as a senior...was part of the A's 2010 Holiday Caravan, which featured many public appearances around the Bay Area, including autograph sessions at a holiday party for Oakland elementary school children and an after school mentoring program, hosting a holiday shopping event for children from the Salvation Army Garden Center Shelter, and visiting a local adolescent substance abuse treatment center.

## LIFETIME PITCHING RECORD

Year	Club	W	L	ERA	G	GS	CG	SHO	SV	IP	H	R	ER	HR	HB	BB	IBB	SO	WP	BK
2006	AZL A's	0	0	3.00	4	4	0	0	0	9.0	2	4	3	0	0	7	0	11	3	0
2007	Kane County	11	4	2.73	20	19	0	0	0	105.1	85	38	32	3	9	40	1	117	8	0
2008	Stockton	5	4	2.78	14	13	0	0	0	87.1	52	29	27	3	8	31	0	103	9	0
	Midland	6	1	2.19	7	6	0	0	0	37.0	24	15	9	2	3	19	0	33	3	0
2009	OAKLAND	10	13	4.63	32	32	0	0	0	178.2	185	99	92	27	4	72	1	90	5	0
2010	Sacramento	1	0	1.04	2	2	0	0	0	8.2	7	3	1	0	0	5	0	8	1	0
	OAKLAND	18	8	2.97	30	30	1	1	0	196.2	155	73	65	19	6	63	1	118	2	2
<b>ML Totals</b>		<b>28</b>	<b>21</b>	<b>3.76</b>	<b>62</b>	<b>62</b>	<b>1</b>	<b>1</b>	<b>0</b>	<b>375.1</b>	<b>340</b>	<b>172</b>	<b>157</b>	<b>46</b>	<b>10</b>	<b>135</b>	<b>2</b>	<b>208</b>	<b>7</b>	<b>2</b>

## CAREER TRANSACTIONS

**2006** — Selected by the Oakland Athletics organization in the 2nd round of the First-Year Player Draft. **2010** — On disabled list, April 4 to 19; included rehabilitation assignment to Sacramento, April 19.

## ALL-STAR GAME RECORD

Year	Club/Site	W	L	ERA	G	GS	CG	SHO	SV	IP	H	R	ER	HR	HB	BB	IBB	SO	WP	BK	
2010	A.L./LAA																				

(Did not pitch)

### VS. THE AMERICAN LEAGUE

2010		CAREER												
ERA	W	L	S	G	IP	ER	vs. TEAM	ERA	W	L	S	G	IP	ER
1.38	2	0	0	2	13.0	2	Baltimore	2.42	3	1	0	4	26.0	7
0.00	1	0	0	1	7.0	0	Boston	5.19	1	2	0	3	17.1	10
2.40	1	1	0	2	15.0	4	Chicago	3.34	1	1	0	5	29.2	11
0.00	1	0	0	1	7.0	0	Cleveland	4.22	1	1	0	2	10.2	5
1.42	1	0	0	1	6.1	1	Detroit	5.74	1	1	0	3	15.2	10
4.79	1	1	0	3	20.2	11	Kansas City	4.55	3	1	0	5	31.2	16
1.29	3	1	0	4	28.0	4	Los Angeles	1.81	4	1	0	7	44.2	9
2.77	0	1	0	2	13.0	4	Minnesota	2.67	1	1	0	4	27.0	8
12.60	0	2	0	2	10.0	14	New York	12.60	0	2	0	2	10.0	14
—	0	0	0	0	0.0	0	Oakland	—	0	0	0	0	0.0	0
0.00	1	0	0	1	7.0	0	Seattle	2.93	1	3	0	5	30.2	10
3.38	1	0	0	1	8.0	3	Tampa Bay	8.44	1	1	0	2	10.2	10
2.64	3	1	0	5	30.2	9	Texas	2.56	6	2	0	9	56.1	16
10.80	0	1	0	1	5.0	6	Toronto	8.04	0	2	0	3	15.2	14

### VS. THE NATIONAL LEAGUE

2010		CAREER												
ERA	W	L	S	G	IP	ER	vs. TEAM	ERA	W	L	S	G	IP	ER
—	0	0	0	0	0.0	0	Arizona	2.45	0	1	0	1	7.1	2
6.35	1	0	0	1	5.2	4	Chicago	6.35	1	0	0	1	5.2	4
—	0	0	0	0	0.0	0	Colorado	17.18	0	1	0	1	3.2	7
—	0	0	0	0	0.0	0	Los Angeles	0.00	1	0	0	1	5.1	0
0.00	1	0	0	1	7.2	0	Pittsburgh	0.00	1	0	0	1	7.2	0
3.00	0	0	0	1	6.0	2	St. Louis	3.00	0	0	0	1	6.0	2
1.35	1	0	0	1	6.2	1	San Francisco	1.32	2	0	0	2	13.2	2

### MONTHLY BREAKDOWN

2010		CAREER												
ERA	W	L	S	G	IP	ER	by MONTH	ERA	W	L	S	G	IP	ER
10.80	0	1	0	1	5.0	6	April	6.48	0	3	0	5	25.0	18
1.96	4	1	0	6	36.2	8	May	2.90	6	4	0	12	71.1	23
2.70	3	0	0	5	33.1	10	June	3.31	6	1	0	11	68.0	25
3.02	3	2	0	6	41.2	14	July	4.41	4	5	0	11	67.1	33
2.51	4	2	0	6	43.0	12	August	3.32	5	5	0	12	81.1	30
4.50	3	2	0	5	30.0	15	September	4.55	6	3	0	10	55.1	28
0.00	1	0	0	1	7.0	0	October	0.00	1	0	0	1	7.0	0

### PITCHING BREAKDOWN

2010		CAREER												
ERA	W	L	S	G	IP	ER	by CATEGORY	ERA	W	L	S	G	IP	ER
2.18	11	3	0	15	103.1	25	Home	3.26	18	10	0	33	209.2	76
3.86	7	5	0	15	93.1	40	Road	4.40	10	11	0	29	165.2	81
2.20	6	2	0	9	57.1	14	Day	3.18	9	6	0	19	116.0	41
3.29	12	6	0	21	139.1	51	Night	4.03	19	15	0	43	259.1	116
2.94	9	3	0	15	95.0	31	Pre-ASG	3.82	14	11	0	33	193.1	82
3.01	9	5	0	15	101.2	34	Post-ASG	3.71	14	10	0	29	182.0	75
2.97	18	8	0	30	196.2	65	Starter	3.76	28	21	0	62	375.1	157
—	0	0	0	0	0.0	0	Reliever	—	0	0	0	0	0.0	0

### BALLPARK BREAKDOWN

	ERA	W	L	S	G	IP	ER
Angel Stadium	2.37	1	1	0	3	19.0	5
Ballpark in Arlington	0.87	2	0	0	3	20.2	2
Busch Stadium	3.00	0	0	0	1	6.0	2
Camden Yards	2.25	2	1	0	3	20.0	5
Comerica Park	8.31	1	1	0	2	8.2	8
Dodger Stadium	0.00	1	0	0	1	5.1	0
Fenway Park	8.71	0	2	0	2	10.1	10
Kauffman Stadium	8.49	0	1	0	2	11.2	11
Oakland Coliseum	3.26	18	10	0	33	209.2	76
Progressive Field	4.22	1	1	0	2	10.2	5
Rogers Centre	6.97	0	1	0	2	10.1	8
Safeco Field	3.57	1	1	0	3	17.2	7
Target Field	1.29	0	1	0	1	7.0	1
U.S. Cellular Field	5.19	0	0	0	2	8.2	5
Wrigley Field	6.35	1	0	0	1	5.2	4
Yankee Stadium	18.00	0	1	0	1	4.0	8

### FIELDING STATISTICS

Pitcher								
Year	Pct.	G	PO	A	E	TC	DP	
2009	.972	32	6	29	1	36	1	
2010	.984	30	6	54	1	61	2	
<b>Totals</b>	<b>.979</b>	<b>62</b>	<b>12</b>	<b>83</b>	<b>2</b>	<b>97</b>	<b>3</b>	

### CAHILL'S CAREER BESTS

- Low Hit Complete Game:** 3, August 2, 1010 vs. Kansas City
- Innings Pitched:** 9.0, August 2, 2010 vs. Kansas City
- Strikeouts:** 10, June 26, 2010 vs. Pittsburgh
- Longest Winning Streak:** 7, May 21 to July 1, 2010
- Longest Losing Streak:** 4, July 27 to August 11, 2009
- Longest Scoreless Streak:** 23.0, July 23 to August 8, 2010

## CAHILL'S 2010 STARTS

Date	Opponent	Score	Dec	ERA	IP	H	R	ER	BB	SO	HR	#PIT
April 30	at Toronto	2-10	L	10.80	5.0	7	8	6	1	3	3	81
May 5	Texas	4-1	W	5.40	5.0	5	1	0	3	4	0	90
May 11	at Texas	7-6 (13)	--	4.60	5.2	4	2	2	2	1	1	94
May 16	at Los Angeles (AL)	0-4	L	4.37	7.0	5	3	3	0	2	1	106
May 21	San Francisco	6-1	W	3.68	6.2	6	1	1	1	4	0	96
May 26	at Baltimore	6-1	W	3.31	6.0	2	1	1	3	3	1	106
May 31	at Detroit	4-1	W	3.02	6.1	5	1	1	4	3	0	89
June 5	Minnesota	3-4	--	3.21	6.0	5	3	3	4	6	0	100
June 10	Los Angeles (AL)	6-1	W	2.91	8.0	6	1	1	1	4	0	107
June 15	at Chicago (NL)	9-5	W	3.23	5.2	6	4	4	2	5	0	96
June 20	at St. Louis	3-2	--	3.21	6.0	4	2	2	0	7	2	91
June 26	Pittsburgh	5-0	W	2.88	7.2	2	0	0	3	10	0	113
July 1	at Baltimore	8-1	W	2.74	7.0	4	1	1	1	4	0	95
July 6	New York (AL)	1-6	L	3.17	6.0	4	6	6	1	4	2	100
July 11	Los Angeles (AL)	5-2	W	2.94	7.0	5	1	0	2	3	0	108
July 17	at Kansas City	6-5	--	3.19	6.2	5	5	5	4	3	1	108
July 23	Chicago (AL)	1-5	L	3.15	7.0	4	3	2	2	0	0	109
July 28	at Texas	3-1	W	2.93	8.0	2	0	0	3	4	0	113
Aug. 2	Kansas City	6-0	W	2.72	9.0	3	0	0	4	3	0	109
Aug. 8	Texas	3-2	W	2.56	8.0	6	2	0	0	3	0	110
Aug. 14	at Minnesota	0-2	L	2.50	7.0	6	1	1	1	5	0	107
Aug. 19	Tampa Bay	4-3	W	2.54	8.0	7	3	3	2	5	2	113
Aug. 25	at Cleveland	6-1	W	2.43	7.0	7	1	0	2	2	0	104
Aug. 30	at New York (AL)	5-11	L	2.82	4.0	9	8	8	2	2	2	88
Sept. 4	Los Angeles (AL)	3-1	W	2.72	6.0	4	0	0	6	4	0	116
Sept. 10	Boston	5-0	W	2.61	7.0	3	0	0	2	4	0	107
Sept. 15	at Kansas City	3-6	L	2.84	5.0	6	6	6	3	4	2	100
Sept. 21	Chicago (AL)	7-2	W	2.81	8.0	6	2	2	1	7	0	106
Sept. 26	Texas	9-16	L	3.08	4.0	12	7	7	1	3	2	80
Oct. 1	at Seattle	9-0	W	2.97	7.0	5	0	0	2	6	0	96

## ATHLETICS 22-YEAR OLD AND UNDER BESTS

### WINS

24	Vida Blue, 1971
21	Jimmy Dygert, 1907
<b>18</b>	<b>Trevor Cahill, 2010</b>
18	Harry Krause, 1909
18	Chief Bender, 1905
18	Andy Coakley, 1905

### ERA (since 1913)

1.82	Vida Blue, 1971
2.78	Jing Johnson, 1917
2.81	Catfish Hunter, 1967
2.85	Eddie Rommel, 1920
<b>2.97</b>	<b>Trevor Cahill, 2010</b>

**INFIELDER****Height/Weight:** 6-0 / 204**Bats/Throws:** Left / Right**Birthdate:** October 10, 1987**Opening Day Age:** 23**Birthplace/Resides:** Miami Lakes, Florida / Opa Locka, Florida**Major League Service:** None**Obtained:** Acquired from the Philadelphia Phillies with Josh Outman and Matt Spencer for pitcher Joe Blanton, July 17, 2008**Contract Status:** First year of a one-year contract through 2011**CAREER HIGHLIGHTS**

Was one of three players acquired from the Philadelphia Phillies organization in the Joe Blanton trade at the 2008 All-Star Break...in five professional seasons, he has a .300 (595 for 1984) batting average in 516 minor league games...was named to the Texas League midseason and postseason All-Star teams in 2009...was the A's fifth best prospect according *Baseball America* following the 2008 season and ninth best following the 2009 season...honored as a South Atlantic League midseason All-Star in 2007 and played for Team USA in the All-Star Futures Game...rated the second best prospect in the Phillies minor league system by *Baseball America* following the season 2007 season and the third best after 2006.

**2010 HIGHLIGHTS**

Split his season between Double-A Midland and Triple-A Sacramento, combining for a .304 batting average with four home runs and 53 RBI in 109 games...the batting average was the best of his four full seasons and he added 50 walks for a .379 on-base percentage, which was also a career high...ranked second in the A's farm system in batting...hit .324 (96 for 296) against right-handed pitching and .250 (27 for 108) against left-handers...batted .386 in the first inning...appeared in 52 games at second base and 45 at third base...had a .959 (10 errors in 241 chances) fielding percentage as a second baseman and .877 (13 errors in 106 chances) at third base...hit in every spot in the order except first and fourth and saw his most action with 38 games in the three spot.

**SACRAMENTO:** Batted .267 with a home run and 21 RBI in 58 games with Sacramento...hit .304 on the road and .231 at home...his average slipped to .211 with runners in scoring position...began the season on the disabled list with a ligament injury to his left thumb...was reinstated April 30 and hit .198 with no home runs and three RBI over his first 21 games...then clubbed a pinch hit grand slam in the seventh inning May 23 against Memphis and ended up going 2 for 2 with a season high five RBI in the game...was batting .228 in 31 games when he was transferred to Midland June 10...returned to Sacramento August 9 and hit .313 (30 for 96) in 27 games during his second stint...had four straight multiple hit games from September 2 to 5 (8 for 15, .533)...then went 2 for 9 (.222) with two walks in three postseason games for the River Cats.

**MIDLAND:** Hit .345 with three home runs and 32 RBI in 51 games with the Rockhounds...added 33 walks for a .436 on-base percentage...batted .382 against right-handed pitching, .352 at home, .347 during night games and .333 with runners in scoring position...had three straight multiple hit games (6 for 10, .600) to start his campaign with Midland before going 0 for 4 June 14 at Frisco...then reached base safely via hit or walk in 40 consecutive games from June 15 to August 1, which was the longest such streak in the Texas League...hit .353 with 30 runs scored and 29 walks (.459 on-base percentage) during the streak...never hit safely in more than eight consecutive games...had back-to-back four hit games June 26 and 27 at San Antonio, although he went 4 for 8 in the latter contest...added a third four-hit game July 20 at Corpus Christi...hit two of his four home runs for the season in back-to-back games June 28 at San Antonio and July 2 against Arkansas...batted .419 with two home runs and 16 RBI over his first 20 games and .300 with one home run and 16 RBI over his last 31 games.

**CAREER**

**2009**—Had two stints with both Double-A Midland and Triple-A Sacramento and combined to hit .299 with 41 doubles, 79 RBI and 79 runs scored in 130 games...tied for 13th in all of Minor League Baseball in doubles...had career highs in games, at bats (508), runs, hits (152), doubles and walks (55) and

matched his best in RBI...ranked second in the A's farm system in doubles and third in hits...was named to the Texas League midseason and postseason All-Star Teams...prior to the season he was ranked number 74 on *Baseball America's* Top 100 Prospects list and following the season he was listed as the A's ninth best prospect...his batting average included a .311 mark against right-handed pitching and .268 against left-handers...batted .308 with runners in scoring position, including .345 with Midland and .226 with Sacramento...appeared in 73 games at second base, 38 at third base and 14 at shortstop...made 19 errors, including nine at second base (.977 fielding percentage), five at third base (.946) and five at shortstop (.926)...batted .326 with 26 doubles, 55 RBI and 56 runs scored in 79 games with Midland...hit .383 with all three of his home runs and 38 of his 55 RBI at home...hit safely in 10 consecutive games from April 10 to 20...went 18 for 42 (.429) with seven doubles and eight RBI during the streak...had a season high five RBI April 29 against Corpus Christi and batted .372 with 10 doubles and 19 RBI in 19 games in April to earn a May 1 promotion to Sacramento...hit .251 with 24 RBI in 51 games over two stints with Sacramento...went 11 for 62 (.177) with 11 RBI in 18 games during his first stint before he was sent back to Midland May 21...went 4 for 5 with a walk and five runs scored May 22 against Corpus Christi...it was his first of two four-hit games as he went 4 for 6 June 15 against Frisco...hit .391 over his first 22 games of his second stint, boosting his overall Double-A batting average to .382 following his four-hit game June 15...started at second base for the South All-Stars in the Texas League All-Star Game, July 1 at Frisco, and went 0 for 2...then hit safely in a season high 13 consecutive games from July 2 to 16 (22 for 53, .415)...was promoted to Sacramento Aug. 1 and finished the season with the River Cats...went 0 for 15 over his first four games, then batted .330 over his final 29 contests...including a 15 for 29 (.517) surge over a seven-game stretch from Aug. 14 to 20...then hit a team-leading .370 with three doubles, three RBI and seven runs scored in seven postseason games for the River Cats.

**2008**—Was acquired by Oakland from Philadelphia in the Joe Blanton trade in July and combined to hit .296 with five home runs and 40 RBI in 109 games with Single-A Clearwater in the Phillies organization and Single-A Stockton and Double-A Midland in the A's organization...added six triples and was successful in 17 of 18 (94.4%) stolen base attempts...was named the A's fifth best prospect by *Baseball America* following the season and was also tabbed as the A's Best Hitter for Average in the magazine's Best Tools survey...batted .296 against left-handed pitchers and .296 against right-handers...hit .303 with runners in scoring position...batted .416 with three of his five home runs, 10 of his 40 RBI and six of his 17 stolen bases in the first inning of a game...committed five errors in 77 games at second base (.984 fielding percentage) and two in 29 contests at shortstop (.985 fielding percentage)...hit .307 with four home runs and 23 RBI in 68 games with Clearwater...was successful in all 16 of his stolen base attempts...all 65 of his defensive appearances came at second base...was batting .347 in 13 games when he was placed on the disabled list April 24 with a strained muscle in his back...was reinstated from the DL May 13...hit all four of his home runs with Dunedin over a 17-game span from May 13 to 30 and batted .323 in 18 games in May...then hit .291 with 11 stolen bases in 25 games in June...was traded to Oakland with Josh Outman and Matt Spencer July 17 in exchange for Joe Blanton...was assigned to Stockton following the trade and batted .278 with a home run and 10 RBI in 15 games...hit .333 over his first 11 games and then went 2 for 18 (.111) over his final four contests before he was promoted to Midland Aug. 5...batted .279 in 26 games with the RockHounds and added 15 walks for a .392 on-base percentage...hit .353 over his first 14 games but went 6 for 35 (.171) over his final 12 contests...all 26 of his appearances came at shortstop...played for the Arizona Fall League Champion Phoenix Desert Dogs following the season and hit .239 with three doubles and nine RBI in 24 games...appeared in 12 games at second base, 11 at shortstop and one at third base.

**2007**—Spent entire season with Single-A Lakewood...led his team in at bats (499), doubles (30) and RBI (79), was second in hits (147) and tied for second in home runs (9)...had 40 multi-hit games...collected 24 RBI in 27 games in May...named a South Atlantic League midseason All-Star...named Phillies Minor League Player of the Week, May 28-June 3...was Phillies' Minor League Player of the Month for June after batting .360 with 16 runs and 11 RBI...played for Team USA in the Futures Game in San Francisco and was 1 for 1...rated the second best prospect in the Phillies minor league system by *Baseball America* following the season.

**2006**—Made his professional debut with the Gulf Coast Rookie League Phillies...ranked second in the GCL in average (.318), tied for fourth in triples (4) and fifth in on-base percentage (.384)...was named Phillies Minor League Player of the Week, July 24-30 after batting .650 with four RBI...had a season-high five RBI July 17 at the Indians...had a season-best five hits July 24 vs. the Yankees...hit .368 with

runners in scoring position...led the team in runs (22), hits (49), triples, walks (17) and RBI (21) and tied for the team lead in stolen bases (13)...selected as a postseason GCL All-Star...rated the third best prospect in Phillies minor league system by *Baseball America* following the season.

## PERSONAL/MISCELLANEOUS

Adrian Cardenas...graduated from Monsignor Pace (FL) High School in 2006 and was named as *Baseball America's* High School Player of the Year...hit .647 (75 for 116) with 18 home runs and 65 RBI...was selected by Philadelphia as a sandwich pick following the first round of the 2006 draft as compensation for the loss of free agent Billy Wagner.

### LIFETIME PLAYING RECORD

Year	Club	AVG.	G	AB	R	H	2B	3B	HR	RBI	SH	SF	HP	BB	SO	SB	CS	SLG	OBP	E
2006	GCL Phillies	.318	41	154	22	49	5	4	2	21	0	4	2	17	28	13	3	.442	.384	15
2007	Lakewood	.295	127	499	70	147	30	2	9	79	4	10	4	47	80	20	7	.417	.354	14
2008	Clearwater	.307	68	261	44	80	11	6	4	23	2	2	0	28	42	16	0	.441	.371	5
	Stockton	.278	15	72	11	20	1	0	1	10	0	0	1	1	14	1	0	.333	.297	0
2009	Midland	.279	26	86	12	24	4	0	0	7	0	0	1	15	10	0	1	.326	.392	2
	Midland	.326	79	325	56	106	26	2	3	55	3	6	1	38	44	5	4	.446	.392	11
2010	Sacramento	.251	51	183	23	46	15	2	1	24	2	3	2	17	29	3	2	.372	.317	8
	Sacramento	.267	58	210	30	56	8	1	1	21	3	1	0	17	28	2	2	.329	.320	12
	Midland	.345	51	194	36	67	15	0	3	32	0	6	3	33	23	4	6	.469	.436	11

### CAREER TRANSACTIONS

**2006** — Selected by the Philadelphia Phillies as a compensation pick following the 1st round of the First-Year Player draft. **2008** — Traded to the Oakland Athletics with Josh Outman and Matt Spencer for pitcher Joe Blanton, July 17.



**OUTFIELDER****Height/Weight:** 6-4 / 244**Bats/Throws:** Right / Right**Birthdate:** December 18, 1986**Opening Day Age:** 24**Birthplace/Resides:** Redwood City, California / Las Vegas, Nevada**Major League Service:** 28 days**Obtained:** Acquired from the Arizona Diamondbacks with pitchers Brett Anderson, Dana Eveland and Greg Smith and outfielders Aaron Cunningham and Carlos Gonzalez for pitchers Dan Haren and Connor Robertson, December 14, 2007**Contract Status:** First year of a one-year contract through 2011**CAREER HIGHLIGHTS**

Made his Major League debut with Oakland in 2010 after batting .284 (713 for 2512) with 149 home runs and 507 RBI in 673 minor league games in six seasons...added 172 doubles and 12 triples for a .540 slugging percentage and his 358 walks fueled a .380 on-base percentage...was ranked as the A's second best prospect by *Baseball America* following the 2010 season...set an Oakland record for consecutive hitless bats to start a career (0-for-33) before going 13 for 38 (.342) over his final 13 games in his debut...has topped 25 home runs and 90 RBI in each of his last four minor league seasons...named to the Pacific Coast League Postseason All-Star Team in 2010 when he tied for ninth in the minors in home runs (31)...was named the A's Organizational Player of the Year in 2008 and 2009...was named Texas League Player of the Year in 2009 and led all of Minor League Baseball with 179 hits...was also named to the TL Midseason and Postseason All-Star Teams and played for the United States in the All-Star Futures Game at St. Louis...was originally a 15th round pick of the Chicago White Sox in 2005 and was traded to Arizona on Dec. 3, 2007 before being dealt to the A's along with five others players in the Dan Haren trade 11 days later...was a South Atlantic League Postseason All-Star in 2007 and a Pioneer League All-Star in 2006.

**2010 HIGHLIGHTS**

The A's two-time Organizational Player of the Year made his Major League debut in 2010...after setting an Oakland record for consecutive hitless at bats to start a career (0-for-33), went 13 for 38 (.342) with three home runs and seven RBI over his final 13 games...batted .186 in 24 games overall during two stints with Oakland...hit .389 in Oakland and .115 on the road...was 1 for 14 (.071) with runners in scoring position...made 22 starts in left field and one at designated hitter...also flew out in one pinch hitting appearance...was recalled from Sacramento Aug. 9 and made his ML debut that night at Seattle...started in left field and went 0 for 3 with two strikeouts...started each of his first six games with the A's in left field and went 0 for 19 with nine strikeouts before he was optioned back to Sacramento Aug. 16...struck out in each of those six games to match the Oakland record for consecutive games with a strikeout to start a career (Travis Buck, 2007; Brooks Conrad, 2008)...returned to Oakland Sept. 14 following the conclusion of Sacramento's season...extended his career opening hitless streak to 33 at bats before singling off Scott Linebrink to lead off the seventh inning Sept. 20 against Chicago...it broke the Oakland record of 25 consecutive hitless at bats to start a career (set by Bill McNulty July 9, 1969-Sept. 30, 1972) and was the longest in the majors by a non-pitcher since Vic Harris had a 0-for-36 streak with Texas in 1972...it was the sixth longest hitless streak in Oakland history and was the longest since Jose Canseco set the record with a 0-for-40 streak in 1986 (Aug. 8-23)...hit safely in all six of his games in the Coliseum, including Sept. 22 against Chicago when he belted his first Major League home run, a solo shot off Edwin Jackson in the third inning...extended his road hitless streak to an Oakland-record 38 at bats before singling in the fifth inning Sept. 29 at Los Angeles...broke the previous mark of 34 by Jermaine Dye in 2003...homered twice in the season-ending four-game series at Seattle, going 5 for 12 (.417) with five RBI and three walks...was named the A's second best prospect by *Baseball America* following the season...was also tabbed as the Best Power Hitter in the A's organization in the magazines' Best Tools survey for prospects following the 2010 season.

**SACRAMENTO:** Batted .258 with 31 home runs and 94 RBI in 125 games with Sacramento...the batting average was the lowest mark of his career but the home runs were second best...has at least 25 home runs and 93 RBI in each of his last four seasons...was named to the Pacific Coast League Postseason All-Star Team as an outfielder after ranking fourth in the league in home runs and fifth in RBI,

runs scored (92) and walks (73)...was third in strikeouts (138)...his 31 home runs tied for ninth in all of minor league baseball...was also named to the Topps/Minor League Baseball Triple-A All-Star team...led the A's farm system in home runs and ranked second in RBI...led Sacramento in doubles (29), home runs, RBI, total bases (246) and strikeouts, and ranked second in runs, walks and hit by pitches (8)...hit .294 (37 for 126) against left-handed pitching... .245 (83 for 339) against right-handers...batted .224 at home... .291 on the road...combined for a .233 batting average, 15 home runs and 54 RBI in 77 games over the first three months of the season but hit .298 with 16 home runs and 40 RBI in 48 games from July 1 through the end of the season...appeared in 96 games at first base, 23 in left field and five in right field but made 19 of his last 24 appearances in left...hit .229 with 15 home runs in 61 games batting third while hitting .293 with 15 home runs in 58 games batting cleanup...also hit fifth five times and sixth once...batted .284 over his first 19 games through April 29...that included a season-high four-walk game April 27 at Las Vegas...then hit .217 over a 73-game stretch from April 30 to July 18...had his first of three two-homer games May 9 against Colorado Springs and also drove in a season-high six runs...connected for his second two-homer game May 31 at Reno...reached base safely via hit or walk in 29 consecutive games from July 1 to Aug. 1...batted .306 with nine home runs, 22 RBI and a .421 on-base percentage over that span...had two four-hit games over an eight-game span in late July...went 4 for 6 with two home runs and three RBI July 19 at Colorado Springs and 4 for 5 with two doubles and two RBI July 26 at Tacoma...the game on the 19th started a 21-game stretch where he batted .397 with eight home runs and 24 RBI through Aug. 8, earning his first promotion to Oakland Aug. 9...drove in a run in six consecutive games from Aug. 3-8 (13 RBI total)...went 9 for 41 (.220) with four home runs and five RBI in 12 games following his option back to Sacramento Aug. 16 before going on the disabled list Aug. 28 with a sprained left thumb...missed the remainder of the regular season but was reinstated from the DL Sept. 8 and went 1 for 5 (.200) with a home run, RBI and two walks in two postseason games against Tacoma...was ranked 28th on Baseball America's Top 100 Prospects List prior to the start of the season.

## CAREER

**2009**—Was named the A's Organizational Player of the Year for the second consecutive season after batting a combined .329 with 28 home runs and 115 RBI in 138 games with Double-A Midland and Triple-A Sacramento...was also named Texas League Player of the Year after hitting .337 with 24 home runs and 101 RBI in 125 games with Double-A Midland...led all of Minor League Baseball with 179 hits and tied for the lead with 310 total bases...was named to the *Baseball America* Minor League All-Star Team and was also listed as the A's top prospect by the magazine following the season...also ranked second in the minors in RBI, tied for second in extra base hits (73), third in runs scored (115), tied for eighth in doubles (43), tied for 10th in slugging (.570), 11th in on-base percentage (.422) and tied for 11th in home runs and walks (85)...led the Texas League in runs (108), doubles (41), walks (82), on-base percentage (.435), slugging percentage (.576), extra base hits (67) and total bases (282), ranked second in batting, home runs and hits (165) and third in RBI...was also named to the TL Midseason and Postseason All-Star Teams and the Topps/Minor League Baseball Double-A All-Star Team...had career highs in batting, games, at bats (544), runs, hits, doubles, RBI, walks, stolen bases (13), slugging and on-base percentage...led the A's farm system in runs, hits, doubles, RBI, walks, slugging percentage, extra base hits and total bases and ranked second in batting, home runs and on-base percentage...batted .352 against left-handed pitching and .322 with 24 of his 28 home runs against right-handers...was hitting .302 with 13 home runs and 59 RBI in 76 games before the Double-A All-Star Break and then hit .392 with 11 home runs and 42 RBI in 49 games for Midland after the break and before his promotion to Sacramento...hit .296 in April, .288 in May, .324 in June, .365 in July and .398 in August...hit .396 when leading off an inning...had a .338 average in 102 games batting third...led TL first basemen with a .993 fielding percentage and 107 double plays in 105 games...including his time with Sacramento, he appeared in 112 games at first base, nine in left field, five in right field and one at third base...was named the best batting prospect, best power prospect and third best prospect overall in the Texas League by *Baseball America*...was ranked #76 on the magazine's Top 100 Prospects list prior to the season...while at Midland, he batted .392 at home and .289 on the road...had six RBI June 28 against San Antonio...played for the United States team in the All-Star Futures game in St. Louis and was 0 for 3...was batting .297 entering play July 17 and he started a 25-game hitting streak that day which ran through Aug. 10 and lifted his season average to .336...hit .474 (46 for 97) with 31 runs scored, 12 doubles, one triple, seven home runs (.835 slugging percentage) and 27 RBI during the streak...was named Texas League Player of the Week three times over his final four weeks with Midland...was honored for the weeks of July 27 to Aug. 3, Aug. 3 to 10 and Aug. 17 to 24...was promoted to Sacramento Aug. 26 and went 3 for

5 with four RBI in his Triple-A debut that day against Fresno...hit three home runs and drove in seven runs Aug. 31 at Reno...hit .296 (8 for 27) with four home runs and six RBI in seven postseason games... added six runs, a double and four walks...played for Guasave in the Mexican-Pacific Winter League and hit .212 with five home runs and 10 RBI in 17 games...homered twice against Culiacan Oct. 17.

**2008**—Was named the A's Organizational Player of the Year and the A's Minor League Player of the Year by *Baseball America* after batting .259 with 39 home runs and 104 RBI in 137 games with Single-A Stockton...his home runs tied for second most in all of minor league baseball to Albuquerque's Dallas McPherson (42)...led all minor leaguers with 75 extra base hits and 288 total bases, tied for fourth in runs (101) and was 12th in RBI...led the California League in games, runs, home runs, RBI, slugging percentage (.569), extra base hits and total bases and ranked third in walks (77)...was voted California League Rookie of the Year and was named to the CL postseason All-Star Team...was also named to *Baseball America's* High Class-A All-Star team...topped the A's farm system in runs, home runs, slugging percentage, extra base hits and total bases, ranked second in RBI and walks and was fourth in doubles (32)...was named the A's sixth best prospect by *Baseball America* following the season and was also tabbed as the A's Best Power Hitter in the magazine's Best Tools survey...hit .254 against left-handed pitching and .261 against right-handers...appeared in 46 games at designated hitter, 41 at first base, 41 at third base and 14 in right field...committed 25 errors, including 14 as a third baseman (.846 fielding percentage), 10 at first base (.974) and one in right field (.909)...received his first of three CL Player of the Week honors for the week of April 14-20 when he hit .375 (9 for 24) with five home runs, 14 RBI, nine runs scored and six walks...was 3 for 4 with three home runs, six RBI, five runs scored and two walks April 19 at Rancho Cucamonga...it was his first of four multi-homer games...also homered twice June 4 and July 9 at Bakersfield and June 19 at High Desert...had 11 home runs and 29 RBI in 53 games through the end of May but then hit .319 with nine home runs and 28 RBI in 26 games in June... was named CL Player of the Week, June 16-22, after batting .360 (9 for 25) with five home runs and 11 RBI...batted .298 with eight home runs and 27 RBI in 28 games in July...had a grand slam and a season high tying six RBI July 13 against San Jose...homered in four consecutive games from Aug. 7-10 and was named CL Player of the Week, Aug. 4-10, after batting .476 (10 for 21) with five home runs and 11 RBI...finished August with 11 home runs and 20 RBI in 29 games...hit .318 (14 for 44) with 11 runs, three doubles, a triple, five home runs, 18 RBI and nine walks (.431 on-base percentage) in 12 postseason games to lead Stockton to the California League Championship...then played for North Shore Honu in the Hawaii Winter Baseball League and batted .228 with two home runs and seven RBI in 23 games... added 17 walks for a .386 on-base percentage.

**2007**—Spent the entire season at Single-A Kannapolis in the Chicago White Sox organization and batted .291 with 25 home runs and 93 RBI in 126 games...was named to the South Atlantic League postseason All-Star Team after finishing third in the league in home runs and tying for third in RBI...was also named a Low Class-A All-Star by *Baseball America*...tied for the lead in the White Sox farm system in home runs and RBI...led Kannapolis in home runs, walks (67) and slugging percentage (.522) and tied for the team lead in runs (84) and RBI...batted .341 against left-handed pitching, .305 with runners in scoring position and .358 at home...appeared exclusively at first base on defense where he played 73 games...hit safely in a season best 16 consecutive games from April 28 to May 14...batted .409 during the streak with nine doubles, two triples, five home runs and 15 RBI...had his first of two two-homer games May 19 against Lexington...hit .336 with eight home runs and 29 RBI in 30 games in May... added 21 walks for a .440 on-base percentage...was 4 for 5 with two home runs, four RBI, a walk and five runs scored June 16 against Greensboro...started at designated hitter for the South All-Stars in the SAL All-Star Game and was 0 for 2 with a walk...was traded twice over a 12-day span in December... was dealt by Chicago to Arizona Dec. 3 for outfielder Carlos Quentin and was one of six players the Diamondbacks sent to the A's Dec. 14 in the Dan Haren trade...was rated by *Baseball America* as the eighth best prospect in the Arizona organization before the trade and the 10th best prospect in the A's system following the deal.

**2006**—Began the season at Single-A Kannapolis of the South Atlantic League and hit .130 with a home run and five RBI in 13 games before he was sent to extended spring training April 28...joined Great Falls of the Pioneer Rookie League when its season opened in June and hit .299 with 15 home runs and 59 RBI in 69 games...combined for a .273 batting average, 16 home runs and 64 RBI in 82 games overall...was named to the PL postseason All-Star Team after leading the league in home runs and extra base hits (37), tying for the lead in total bases (143) and intentional walks (5), ranking second in slug-

ging percentage (.570), third in RBI and fifth in doubles (21)...was named a Rookie League All-Star by *Baseball America*...appeared in a league leading 62 games at first base and also led PL first basemen in total chances (603), putouts (558), errors (16) and double plays (62)...was named PL Player of the Week the first week of the season, June 19-25, after batting .545 with three home runs and nine RBI in six games...had a grand slam and a season high five RBI Aug. 1 at Missoula...was named the 10th best prospect in the White Sox organization by *Baseball America* following the season.

**2005**—Made his professional debut at Bristol of the Rookie Appalachian League and hit .283 with 10 home runs and 37 RBI in 65 games...led his team in games, home runs, slugging (.485) and strikeouts (64) and ranked second in RBI...batted .302 with nine of his 10 home runs and 35 of his 37 RBI against right-handed pitching compared to .222 against left-handers...appeared in 38 games at third base, 20 at first base and one at shortstop...hit his first professional home run June 26 at Kingsport...went 3 for 5 with two home runs, five RBI and four runs scored Aug. 9 at Johnson City.

## PERSONAL/MISCELLANEOUS

Vernon Christopher Carter was originally signed by White Sox scout George Kachigian...graduated from Sierra Vista (NV) High School in 2005...hit .343 with seven home runs and 35 RBI as a senior and .358 with four home runs and 29 RBI during his junior campaign.

## LIFETIME PLAYING RECORD

Year	Club	AVG.	G	AB	R	H	2B	3B	HR	RBI	SH	SF	HP	BB	SO	SB	CS	SLG	OBP	E
2005	Bristol	.283	65	233	33	66	17	0	10	37	2	2	8	17	64	2	1	.485	.350	16
2006	Kannapolis	.130	13	46	4	6	3	0	1	5	0	0	1	5	17	0	0	.261	.231	4
	Great Falls	.299	69	251	37	75	21	1	15	59	0	1	8	34	70	4	4	.570	.398	16
2007	Kannapolis	.291	126	467	84	136	27	3	25	93	0	5	6	67	112	3	2	.522	.383	11
2008	Stockton	.259	137	506	101	131	32	4	39	104	0	6	7	77	156	4	0	.569	.361	25
2009	Midland	.337	125	490	108	165	41	2	24	101	0	10	11	82	119	13	5	.576	.435	7
	Sacramento	.259	13	54	7	14	2	0	4	14	0	1	0	3	14	0	1	.519	.293	1
2010	Sacramento	.258	125	465	92	120	29	2	31	94	0	5	8	73	138	1	1	.529	.365	12
	OAKLAND	.186	24	70	8	13	1	0	3	7	0	1	0	7	21	1	0	.329	.256	2
<b>ML Totals</b>		<b>.186</b>	<b>24</b>	<b>70</b>	<b>8</b>	<b>13</b>	<b>1</b>	<b>0</b>	<b>3</b>	<b>7</b>	<b>0</b>	<b>1</b>	<b>0</b>	<b>7</b>	<b>21</b>	<b>1</b>	<b>0</b>	<b>.329</b>	<b>.256</b>	<b>2</b>

## CAREER TRANSACTIONS

**2005** — Selected by the Chicago White Sox organization in the 15th round of the First-Year Player Draft. **2007** — Traded to the Arizona Diamondbacks for outfielder Carlos Quentin, December 3. Traded to the Oakland Athletics with pitchers Brett Anderson, Dana Eveland and Greg Smith and outfielders Aaron Cunningham and Carlos Gonzalez for pitchers Dan Haren and Connor Robertson, December 14.

## VS. THE AMERICAN LEAGUE

2010					CAREER					
AVG.	AB	H	HR	RBI	vs. TEAM	AVG.	AB	H	HR	RBI
.500	8	4	1	1	Chicago	.500	8	4	1	1
.000	5	0	0	0	Kansas City	.000	5	0	0	0
.125	8	1	0	0	Los Angeles	.125	8	1	0	0
.000	18	0	0	0	Minnesota	.000	18	0	0	0
.238	21	5	2	5	Seattle	.238	21	5	2	5
.300	10	3	0	1	Texas	.300	10	3	0	1

## MONTHLY BREAKDOWN

2010					CAREER					
AVG.	AB	H	HR	RBI	by MONTH	AVG.	AB	H	HR	RBI
.000	19	0	0	0	August	.000	19	0	0	0
.233	43	10	2	4	September	.233	43	10	2	4
.375	8	3	1	3	October	.375	8	3	1	3

## BATTING BREAKDOWN

2010					CAREER					
AVG.	AB	H	HR	RBI	by CATEGORY	AVG.	AB	H	HR	RBI
.389	18	7	1	2	Home	.389	18	7	1	2
.115	52	6	2	5	Road	.115	52	6	2	5
.208	24	5	1	2	Day	.208	24	5	1	2
.174	46	8	2	5	Night	.174	46	8	2	5
—	0	0	0	0	Pre-ASG	—	0	0	0	0
.186	70	13	3	7	Post-ASG	.186	70	13	3	7
.200	20	4	0	1	vs. LHP	.200	20	4	0	1
.180	50	9	3	6	vs. RHP	.180	50	9	3	6
.071	14	1	0	2	RISP	.071	14	1	0	2
1.000	1	1	0	1	Bases Loaded	1.000	1	1	0	1
.000	1	0	0	0	Pinch Hitter	.000	1	0	0	0
.000	5	0	0	0	Designated Hitter	.000	5	0	0	0

## BALLPARK BREAKDOWN

	AVG.	AB	H	HR	RBI
Angel Stadium	.125	8	1	0	0
Kauffman Stadium	.000	5	0	0	0
Oakland Coliseum	.389	18	7	1	2
Safeco Field	.238	21	5	2	5
Target Field	.000	18	0	0	0

## FIELDING STATISTICS

Outfield							
YEAR	PCT.	G	PO	A	E	TC	DP
2010	.926	22	25	0	2	27	0
<b>Totals</b>	<b>.926</b>	<b>22</b>	<b>25</b>	<b>0</b>	<b>2</b>	<b>27</b>	<b>0</b>

## CARTER'S CAREER BESTS

**Hits:** 2 (three times), last: October 3, 2010 at Seattle  
**Home Runs:** 1 (three times), last: October 2, 2010 at Seattle  
**Runs Batted In:** 2 (twice), last: October 2, 2010 at Seattle  
**Stolen Bases:** 1, September 27, 2010 at Los Angeles (AL)  
**Hitting Streak:** 6, September 20 to 25, 2010  
**Hitless Streak (At Bats):** 33, August 9 to September 20, 2010  
**Grand Slams:** None.  
**Pinch-Hit Home Runs:** None.  
**Inside-The-Park Home Runs:** None.  
**Game Ending Home Runs:** None.  
**Lead Off Home Runs:** None.

**LEFT-HANDED PITCHER****Height/Weight:** 6-1 / 205**Bats/Throws:** Left / Left**Birthdate:** October 28, 1979**Opening Day Age:** 31**Birthplace/Resides:** Anaheim, California / Anaheim, California**Major League Service:** 24 days**Obtained:** Re-signed as a free agent to a minor league contract, January 22, 2009**Contract Status:** First year of a one-year contract through 2011.**CAREER HIGHLIGHTS**

Began his professional career in 2003 and spent two seasons out of baseball (2005, 2006) before making his Major League debut with Oakland in 2010...went 2-1 with a 3.04 ERA in four September starts... was named Mexican League Pitcher of the Year in 2010 after leading the league in wins (13), strikeouts (123), complete games (5), shutouts (3) and winning percentage (.813)...was originally signed by Tampa Bay as a non-drafted free agent April 18, 2003 and spent two seasons (2003-04) in the Rays farm system...was released at the end of Spring Training in 2005 and was out of baseball before signing a minor league deal with Oakland May 18, 2007.

**2010 HIGHLIGHTS**

Began the season with Quintana Roo in the Mexican League but finished it in the starting rotation in Oakland... was a combined 15-5 with a 2.71 ERA and 158 strikeouts in 29 games, 27 starts, with Quintana Roo and Triple-A Sacramento when he was selected by Oakland Sept. 10... went 2-1 with a 3.04 ERA in four starts with the A's... allowed five home runs in 23.2 innings, with nine of the 20 hits he yielded going for extra bases (four doubles)... held the opposition to a .233 batting average but had a .453 slugging percentage...his opponents batting average broke down to .214 (15 for 70) against right-handed hitters and .313 (5 for 16) against left-handers...yielded a .283 batting average with the bases empty and .115 with runners on base...opponents were 1-for-11 (.091) with runners in scoring position, including 0-for-6 with RISP and two outs...allowed a .156 average the first time through the lineup, .242 the second time through and .333 with three of his five home runs after that...all five of his home runs were solo shots, with each of the first four runs he allowed coming on home runs...the A's were 2-2 (.500) in his starting assignments...tossed at least 5.1 innings in all four starts, allowed two runs or fewer three times and walked two batters or fewer three times.

**OLDEST PLAYERS TO MAKE  
THEIR MAJOR LEAGUE  
DEBUT, OAKLAND A'S**

36.193	Keiichi Yabu	April 9, 2005
32.171	Billy Taylor	April 5, 1994
30.344	Webster Garrison	Aug. 2, 1996
<b>30.320</b>	<b>Bobby Cramer</b>	<b>Sept. 13, 2010</b>
30.151	Tom Wilson	May 19, 2001
29.273	Mike Raczka	Aug. 15, 1992
29.167	Jim Bowie	Aug. 3, 1994
29.071	Jose Flores	Sept. 7, 2002
29.016	Andy Abad	Sept. 10, 2001
28.354	Justin James	Sept. 2, 2010

**OAKLAND:** Made his Major League debut Sept. 13 at Kansas City at the age of 30 years, 320 days, to become the fourth oldest player to make their ML debut in Oakland history...was the oldest Athletics pitcher to make a start in his big league debut since Steve Gerkin started the second game of a doubleheader for the Philadelphia A's against St. Louis May 13, 1945 at the age of 32 years, 175 days...was the winning pitcher against the Royals, allowing just one run on four hits and a walk while striking out four in 5.1 innings...according to the Elias Sports Bureau, he is just the fifth pitcher since 1950 to start and win their Major League debut at age 30 or older...the other four were all Japanese veterans (Masato Yoshiii, Hiroki Kuroda, Koji Uehara and Kenshin Kawakami) making Cramer the first American-born pitcher to start and win his debut at the age of 30 or greater since John "Jocko" Thompson did it for the 1948 Phillies at the age of 31...is the oldest pitcher in Athletics history to start and win his debut...also won his second start Sept. 19 at Minnesota to become the fourth pitcher in Oakland history to win each of the first two games of his career, along with Dave Hamilton (4 in 1972), Bill Krueger (2 in 1983) and Vin Mazzaro (2 in 2009)...lost his third start, his only home game Sept.

24 against Texas, and had a no decision in his final start Sept. 29 at Los Angeles, despite allowing just one run in 6.2 innings.

**QUINTANA ROO:** Was loaned by the Athletics organization to Quintana Roo March 16 and went 13-3 with a 2.95 ERA in 22 games, 20 starts for the Tigres en route to earning Mexican League Pitcher of the Year honors...led the league in wins, strikeouts (123), complete games (5), shutouts (3) and winning percentage (.813), ranked third in ERA and opponents batting average (.244) and was fourth in innings pitched (128.0)...averaged 1.81 walks per nine innings as a starter, which was the lowest in the ML... pitched in relief in his first two outings before moving into the rotation March 21, finishing the season with 20 starts...was 4-3 with a 3.33 ERA in 10 games, eight starts, through May 2...then finished the regular season with a nine-game winning streak, posting a 2.68 ERA and .226 opponents batting average over that 12-start stretch...the Tigres were 16-4 (.800) in his 20 starting assignments...tossed at least seven innings in 10 of his starts, allowed two runs or fewer 12 times and walked two batters or fewer 18 times...struck out 10 in 6.0 innings March 27 at Oaxaca and followed that by fanning a season-high 11 in a seven-hit shutout over Minatitlan April 2...matched his season-high with 11 strikeouts in a five-hitter June 5 at Veracruz...fired a three-hit shutout in a 3-0 win over Yucatan to begin a 25.0-inning scoreless streak that ran through July 13...tossed a two-hit shutout in a seven-inning game in the second game of a doubleheader July 7 against Tabasco...then went 1-0 with a 4.38 ERA in three games, two starts, in the postseason.

**SACRAMENTO:** Was returned to the Athletics organization Aug. 3 and assigned to Sacramento where he went 2-2 with a 1.94 ERA in seven starts...allowed a .252 batting average and combined for a .246 batting average with the Tigres and River Cats...that included a .232 (119 for 513) mark against right-handed hitters and .304 (38 for 125) against left-handers...all six of his home runs were hit by right-handers...did not allow a home run in 41.2 innings with Sacramento, holding the opposition to a .179 average with runners in scoring position...the River Cats were 4-3 in his starting assignments...tossed six or more innings four times, allowed two runs or fewer all seven starts and walked one batter or fewer six times...tossed 8.0 scoreless innings and allowed just two hits to defeat Salt Lake Aug. 21...was named Pacific Coast League Pitcher of the Week for his effort...issued six of his 11 walks with Sacramento in one start, Aug. 31 against Las Vegas.

## CAREER

**2009**—Re-signed by the Athletics organization January 22 and combined for a 5-5 record and a 3.88 ERA in 20 games, nine starts, with Triple-A Sacramento, Double-A Midland and Single-A Stockton...allowed just two home runs 62.2 innings...opponents batted .295, including .239 by left-handed hitters and .316 by right-handers...surrendered both of his home runs to righties...yielded a .237 batting average with the bases empty and .361 with runners on base...including .342 with runners in scoring position...was 3-4 with a 3.61 ERA in his nine starting assignments and 2-1 with a 4.43 ERA in 11 relief appearances...allowed 3 of 4 (75.0%) inherited runners to score and was 0 for 1 in save opportunities...began the year at Sacramento and went 1-1 with a 7.20 ERA in five relief appearances before he was transferred to Stockton April 24...had a win and a 1.59 ERA in two relief outings with the Ports and returned to Sacramento May 4...started that day against Reno and had a no decision in a 5-3 River Cats win (4.0 ip, 6 h, 2 r, 2 er, 1 bb, 6 so)...that gave him a 1-1 record and a 6.43 ERA in six games overall with Sacramento and he was transferred to Midland May 9...went 3-4 with a 3.35 ERA in 12 games, eight starts...inserted in the Rockhounds rotation and was 3-4 with a 3.52 ERA in eight starts before landing on the disabled list June 17 with a strained left elbow...was reinstated July 12 and posted a 1.93 ERA in four relief appearances before returning to the DL July 20...missed the remainder of the season...was named Texas League Pitcher of the Week May 25 after striking out a season high eight batters in 6.1 innings in a 5-2 win at Frisco...pitched for Obregon in the Mexican Winter League following the season and was 1-0 with a 2.75 ERA in four games, three starts.

**2008**—Began the season on the Midland disabled list with right shoulder impingement syndrome...was reinstated from the DL and released May 20...signed with Orange County of the independent Golden Baseball League and went 7-4 with a 3.88 ERA in 19 games, 13 starts...ranked fourth in the league in ERA...struck out 95 and walked just 16 in 92.2 innings...held the opposition to a .266 batting average...pitched for Carolina in the Puerto Rican Winter League and was 1-1 with a 2.08 ERA in 11 games, three starts...did not surrender a home run in 26.0 innings...allowed a .205 opponents batting average,

including .167 against right-handers and .286 against left-handers...yielded a .264 mark with the bases empty and .114 with runners on base.

**2007**—Was signed by the Athletics organization as a free agent May 18 and combined for a 9-2 record and a 2.77 ERA in 21 games, 15 starts, with Single-A Stockton and Double-A Midland...ranked fourth in the A's farm system in ERA and tied for eighth in wins...allowed four home runs in 97.1 innings, an average of one per 24.3 innings...struck out 91 and walked just 20...averaged 1.8 walks per nine innings...yielded a .239 opponents batting average, including .198 against left-handed hitters and .256 against right-handers...his opponents average dropped to .185 with runners in scoring position...was assigned to Stockton after signing and went 4-1 with a 3.80 ERA in nine games, eight starts, with the Ports...his only loss came June 14 at Modesto and he went 2-0 with a 1.50 ERA over his final three starts before he was transferred to Midland July 4...went 4-0 with a 1.12 ERA over his first 10 appearances with the Rockhounds, giving him a six-game winning streak overall...that streak ended August 26 at Frisco when he struck out a season high nine in 6.0 innings, but yielded five runs in a 6-0 loss...went 5-1 with a 1.89 ERA in 12 game, seven starts, overall with Midland...yielded a .107 average with RISP...was transferred to Sacramento Sept. 4 and made one postseason start for the River Cats, a no decision (2.0 ip, 3 h, 2 r, 2 er, 4 bb, 4 so)...also made two starts for Mexicali in the Mexican Winter League and was 0-2 with an 11.37 ERA.

**2006**—Was out of baseball for the second consecutive season.

**2005**—Was released by the Tampa Bay organization April 1 and did not pitch.

**2004**—Spent the entire season at Single-A Charleston-SC and was 6-4 with four saves a 3.32 ERA in 35 relief appearances...struck out 48 and walked just 12, an average of 1.7 walks per nine innings...allowed a .218 opponents batting average...was named South Atlantic League Pitcher of the Week for the week of July 30-Aug. 5...had two wins in three appearances and did not allow a run (7.1 ip, 3 h, 5 so)...was placed on the disabled list August 18 with a radial nerve injury in his left elbow and missed the remainder of the season.

**2003**—Split his first professional season between Hudson Valley and Bakersfield and was 0-1 with one save and a 2.70 ERA in 10 games, two starts...held the opposition to a .224 batting average...signed by Tampa Bay April 18 as a non-drafted free agent and began the year in extended spring training...was placed on the disabled list at Hudson Valley of the Short-Season Single-A New York-Penn League June 17 with a left elbow strain...was reinstated July 25 and went 0-1 with a 1.69 ERA in five games, two starts, before he was transferred to Single-A Bakersfield of the California League Aug. 11...posted a 3.55 ERA in five relief appearances.

## PERSONAL/MISCELLANEOUS

Robert T. Cramer was originally signed by Tampa Bay scout Craig Weissmann...attended Fullerton College from 1998-99 and also lettered in baseball at Long Beach State in 2000 and 2001.

### LIFETIME PITCHING RECORD

Year	Club	W	L	ERA	G	GS	CG	SHO	SV	IP	H	R	ER	HR	HB	BB	IBB	SO	WP	BK
2003	Hudson Valley	0	1	1.69	5	2	0	0	1	10.2	9	2	2	1	0	1	0	6	0	0
	Bakersfield	0	0	3.55	5	0	0	0	0	12.2	10	6	5	1	0	5	0	10	0	0
2004	Charleston SC	6	4	3.32	35	0	0	0	4	62.1	52	27	23	4	4	12	0	48	6	1
2005																				
2006																				
2007	Stockton	4	1	3.80	9	8	0	0	0	45.0	45	23	19	1	5	10	1	41	4	0
	Midland	5	1	1.89	12	7	0	0	0	52.1	45	17	11	3	1	10	1	50	5	0
2008	Midland																			
	Orange County (Ind.)	7	4	3.88	19	13	5	0	0	92.2	100	53	40	8	6	16	0	95	3	0
2009	Sacramento	1	1	6.43	6	1	0	0	0	14.0	24	11	10	0	0	8	2	14	0	0
	Midland	3	4	3.35	12	8	0	0	0	43.0	48	29	16	1	2	13	0	39	3	0
	Stockton	1	0	1.59	2	0	0	0	0	5.2	4	1	1	1	1	2	0	6	0	0
2010	Quintana Roo (Mex.)	13	3	2.95	22	20	5	3	0	128.0	116	47	42	6	6	27	2	123	11	0
	Sacramento	2	2	1.94	7	7	0	0	0	41.2	41	10	9	0	0	11	0	35	3	0
	OAKLAND	2	1	3.04	4	4	0	0	0	23.2	20	8	8	5	0	6	0	13	0	0
<b>ML Totals</b>		<b>2</b>	<b>1</b>	<b>3.04</b>	<b>4</b>	<b>4</b>	<b>0</b>	<b>0</b>	<b>0</b>	<b>23.2</b>	<b>20</b>	<b>8</b>	<b>8</b>	<b>5</b>	<b>0</b>	<b>6</b>	<b>0</b>	<b>13</b>	<b>0</b>	<b>0</b>



## CAREER TRANSACTIONS

**1998** — Selected by the Toronto Blue Jays organization in the 34th round of the June draft, did not sign. **2001** — Selected by the Seattle Mariners organization in the 38th round of the June draft, did not sign. **2003** — Signed by the Tampa Bay Devil Rays organization as a non-drafted free agent, April 18. **2005** — Released, April 1. **2007** — Signed by the Oakland Athletics to a minor league contract, May 18. **2008** — Released, May 20; signed by Orange County of the independent Golden Baseball League. **2009** — Re-signed by the Oakland Athletics to a minor league contract, January 22. **2010** — Loaned to Quintana Roo (Mexican League), March 16; returned to the Oakland Athletics organization, August 3.

### VS. THE AMERICAN LEAGUE

2010		CAREER												
ERA	W	L	S	G	IP	ER	vs. TEAM	ERA	W	L	S	G	IP	ER
1.69	1	0	0	1	5.1	1	Kansas City	1.69	1	0	0	1	5.1	1
1.35	0	0	0	1	6.2	1	Los Angeles	1.35	0	0	0	1	6.2	1
3.18	1	0	0	1	5.2	2	Minnesota	3.18	1	0	0	1	5.2	2
6.00	0	1	0	1	6.0	4	Texas	6.00	0	1	0	1	6.0	4

### MONTHLY BREAKDOWN

2010		CAREER												
ERA	W	L	S	G	IP	ER	by MONTH	ERA	W	L	S	G	IP	ER
3.04	2	1	0	4	23.2	8	September	3.04	2	1	0	4	23.2	8

### PITCHING BREAKDOWN

2010		CAREER												
ERA	W	L	S	G	IP	ER	by CATEGORY	ERA	W	L	S	G	IP	ER
6.00	0	1	0	1	6.0	4	Home	6.00	0	1	0	1	6.0	4
2.04	2	0	0	3	17.2	4	Road	2.04	2	0	0	3	17.2	4
2.04	2	0	0	3	17.2	4	Day	2.04	2	0	0	3	17.2	4
6.00	0	1	0	1	6.0	4	Night	6.00	0	1	0	1	6.0	4
—	0	0	0	0	0.0	0	Pre-ASG	—	0	0	0	0	0.0	0
3.04	2	1	0	4	23.2	8	Post-ASG	3.04	2	1	0	4	23.2	8
3.04	2	1	0	4	23.2	8	Starter	3.04	2	1	0	4	23.2	8
—	0	0	0	0	0.0	0	Reliever	—	0	0	0	0	0.0	0

### BALLPARK BREAKDOWN

	ERA	W	L	S	G	IP	ER
Angel Stadium	1.35	0	0	0	1	6.2	1
Kauffman Stadium	1.69	1	0	0	1	5.1	1
Oakland Coliseum	6.00	0	1	0	1	6.0	4
Target Field	3.18	1	0	0	1	5.2	2

### FIELDING STATISTICS

Pitcher		Year	Pct.	G	PO	A	E	TC	DP
		2010	1.000	4	0	4	0	4	0
<b>Totals</b>		<b>1.000</b>	<b>4</b>	<b>0</b>	<b>4</b>	<b>0</b>	<b>4</b>	<b>4</b>	<b>0</b>

### CRAMER'S CAREER BESTS

**Low Hit Complete Game:** None  
**Innings Pitched:** 6.2, September 29, 2010 at Los Angeles (AL)  
**Strikeouts:** 4 (twice), last: September 29, 2010 at Los Angeles  
**Longest Winning Streak:** 2, September 13 to 19, 2010  
**Longest Losing Streak:** 1, September 24, 2010 to present  
**Longest Scoreless Streak:** 6.1, September 13 to 19, 2010

### CRAMER'S 2010 STARTS

Date	Opponent	Score	Dec	ERA	IP	H	R	ER	BB	SO	HR	#PIT
Sept. 13	at Kansas City	3-1	W	1.69	5.1	4	1	1	1	4	1	91
Sept. 19	at Minnesota	6-2	W	2.45	5.2	5	2	2	3	2	2	87
Sept. 24	Texas	3-10	L	3.71	6.0	8	4	4	0	3	2	71
Sept. 29	at Los Angeles (AL)	1-2	--	3.04	6.2	3	1	1	2	4	0	118



**OUTFIELDER**

**Height/Weight:** 5-10 / 185

**Bats/Throws:** Switch / Right

**Birthdate:** November 1, 1979

**Opening Day Age:** 31

**Birthplace/Resides:** Los Angeles, California / Rancho Mirage, California

**Major League Service:** 7 years, 158 days

**Obtained:** Signed as a free agent, December 23, 2009

**Contract Status:** Second year of a two-year contract through 2011.

**CAREER HIGHLIGHTS**

Has played for four different teams in nine Major League seasons...is a .277 career hitter with Cleveland (2002-05), Boston (2006-08), Kansas City (2009) and Oakland (2010)...has 169 career stolen bases and has stolen no fewer than 13 bases in each of his last eight seasons...stole a career-high 32 bases with Oakland in 2010, leading the majors in stolen base percentage (91.4%) despite playing in just 75 games due to injuries...stole 28 bases with Boston in 2007 to help the Red Sox to the World Championship and hit .281 (16 for 57) in 20 games over two postseasons with Boston (2007-08)...went 153 games and 429 total chances between errors from July 21, 2006 at Seattle to Aug. 7, 2007 at Los Angeles to established a Boston record for consecutive errorless chances by an outfielder...posted career highs in nearly every offensive category in 2005 with Cleveland, including batting (.300), doubles (42) and home runs (16)...earned St. Louis Cardinals Minor League Player of the Year honors and was a Carolina League All-Star with Single-A Potomac in 2001.

**2010 HIGHLIGHTS**

Had his season interrupted by injury three times, but when healthy, he posted some of the best numbers on the team...hit .279 with eight home runs and 38 RBI in 75 games and stole a career-high 32 bases...finished second on the club in steals, third in triples (4) and fifth in home runs despite missing over half the season...was on the disabled list from April 3 to May 20 with a fractured left pinky and May 23 to June 21 with a strained right intercostal muscle...fractured his left pinky again Sept. 18, missing the remainder of the season...

**SINGLE SEASON STOLEN BASE PERCENTAGE BESTS, OAKLAND A'S**

- |                            |                          |
|----------------------------|--------------------------|
| 1. Stan Javier, 1988       | 95.2% (20 for 21)        |
| 2. <b>Coco Crisp, 2010</b> | <b>91.4% (32 for 35)</b> |
| 3. Rickey Henderson, 1989  | 89.7% (52 for 58)        |
| 4. Mitchell Page, 1977     | 89.4% (42 for 47)        |
| 5. Bert Campaneris, 1969   | 88.6% (62 for 70)        |
- (min. 20 stolen base attempts)*

missed a total of 85 games due to injury...tied for ninth in the American League in stolen bases and had the second highest stolen base total in AL history among players who appeared in fewer than 80 games (Alex Cole had 40 steals in 63 games with Cleveland in 1990)...was caught stealing just three times for a Major League-leading stolen base percentage of 91.4%...that was the second best mark in Oakland history to Stan Javier in 1988 (20 for 21, 95.2%)...matched his career-high with five sacrifice flies...the switch hitter batted .329 with four home runs in 79 at-bats against left-handed pitching... .261 with four home runs in 211 at-bats against right-handers...slugged .570 against southpaws and .389 against righties...batted .302 with six of his eight home runs and 21 of his 32 stolen bases in the Coliseum...hit .300 or better every month except July when he batted .191...batted .239 in 36 games through Aug. 6 and .316 over his final 39 games...had a .317 batting average and .354 on-base percentage when leading off an inning...started 74 games, including 73 in center field and one at designated hitter...made 73 of his starts batting leadoff and tied for third among AL leadoff hitters with his eight home runs...went 9 for 25 (.360) in interleague play and batted .325 against AL West competition.

**OAKLAND:** Was placed on the 15-day disabled list April 3 with a fractured left pinky, an injury suffered in the third inning April 2 at San Francisco in a caught stealing at second base in a spring training game...went 5 for 6 with a home run and three RBI during a two-game rehab assignment with Single-A Stockton, May 18-19...that raised his career minor league average from .299 to .301...was reinstated from the disabled list May 21 and started two games in center field before straining his right intercostal muscle...went 2 for 3 with a double and two RBI in his first game May 21 against San Francisco and

drove in a run in each of his first three games with the A's...is the third player in Oakland history with an RBI in at least each of his first three games with the club (Dick Allen, first six games in 1977 and David Justice, first four games in 2002)...was placed on the 15-day disabled list for a second time on May 26, retroactive to May 23...it was his fifth career stint on the DL...batted .591 (13 for 22) with five RBI during a six-game rehab assignment with Sacramento from June 15 to 21...that included a 5-for-5 game with five RBI June 18 against Salt Lake...was reinstated from the DL June 22...scored or drove in at least one run in 13 consecutive games from June 25 to July 10, which equaled the fourth longest such streak in Oakland history...had five stolen bases in 18 games before the All-Star Break...then stole 27 bases in 57 games after the break, which was second most in the majors...was ejected from the game July 20 against Boston in the 10th inning by home plate umpire Bob Davidson, his first ejection of the season...tied an Oakland record with two sacrifice flies Aug. 7 against Texas...scored the 500th run of his career in the first inning Aug. 21 against Tampa Bay...led off the game with a home run Sept. 6 against Seattle, the third leadoff home run of his career...had a pinch-hit two-run single in the ninth inning Sept. 7 against Seattle, the first pinch-RBI of his career...had six stolen bases in the three-game series against Boston, Sept. 10-12, which were the most by an Athletic in a three-game series since Rickey Henderson stole six against New York, May 8-10, 1992...that included a career-high tying three steals on Sept. 10...had a streak of 24 consecutive stolen bases without being caught from July 24 to Sept. 13...that matched the fifth-longest streak in Oakland history and was the longest since Stan Javier set the Oakland record with 28 consecutive steals from May 31, 1995 through the end of the season...had a streak of five consecutive games with a stolen base from Sept. 8 to 13...it was the longest streak of consecutive games with a steal by an Athletic since July 17-22, 1992 when Rickey Henderson also had a five-game streak...had nine steals total during the streak...hit .310 with 10 stolen bases in 16 games in September and now has a .306 (191 for 625) career batting average in the month, his best for any month of the season...fractured his left pinky sliding into third base Sept. 18 at Minnesota and missed the remainder of the season.

## CAREER

**2009**—Batted .228 with 29 walks and 13 stolen bases in 49 games with Kansas City in a season that ended in mid-June due to injuries...was tied for the Major League lead with five triples and tied for seventh in the American League in stolen bases when he was placed on the 15-day disabled list June 14...posted 14 extra-base hits (eight doubles, four triples, two home runs) with 22 runs scored through May 7 with the Royals going 18-11...had just two extra-base hits and eight runs in his final 21 games of the season while playing with his injured shoulders...the Royals, beginning May 8, posted a 47-86 record the remainder of the season...the switch-hitter batted .231 against right-handed pitchers and .222 against left-handers...hit .247 in April, .220 in May and .176 in five games in June...had all five of his triples at Kauffman Stadium and all three of his home runs on the road...made all 49 of his starts with the Royals in center field...hit leadoff 47 times...hit the game-winning two-run home run in the ninth inning April 9 at Chicago to clinch an opening series win...equaled his career high with four walks May 5 against Chicago (also Aug. 1, 2007 vs. Baltimore)...also had two steals that day and swiped nine of his 13 bases over an 11-game span from May 5 to 17...was placed on the bereavement list June 1 and reinstated June 4...was placed on the 15-day DL with a right rotator cuff strain June 14 retroactive to June 13...had surgery to repair a torn labrum in his right shoulder June 24...was transferred to the 60-day DL July 2 and had surgery on his left shoulder later that month...missed the remainder of the season.

**2008**—Turned it on down the stretch to help the Red Sox to the AL Wild Card and a berth in the American League Championship Series in his final season with Boston...finished his Boston career with 70 stolen bases in 87 attempts for a 80.5 percent success rate, the second-best in Red Sox history (min. 75 stolen base attempts)...started the season fairly slow and was hitting .252 through July 31...proceeded to hit .341 in the months of August and September and then .417 in seven postseason games...tied for fourth in the AL with 10 bunt hits...stole 20 bases, becoming the first Red Sox player since Ellis Burks (1987-89) to record 20 or more steals in his first three seasons with the club...went 84 games between errors on April 24 and Sept. 3...homered in three straight games from June 14-17...served a five-game suspension from June 28-July 2 for his role in Boston's on-field incident with Tampa Bay June 5 at Fenway Park...had 1 hit in 4 at bats in the Red Sox ALDS win over Los Angeles, scoring two runs...turned it on in the ALCS against Tampa Bay, hitting .450 (9 for 20) with two doubles, an RBI and four walks in five games...recorded the game-tying hit with a two-out single in the eighth inning of Game 5 at Boston...the hit capped a historic comeback from a 7-0 deficit for the Red Sox, who won the game, 8-7.

## CONSECUTIVE STOLEN BASES, NO CAUGHT STEALING, OAKLAND A'S

28	Stan Javier, May 31-October 1, 1995
26	Mitchell Page, April 10-Aug. 13, 1977
26	Bert Campaneris, July 10-Sept. 11, 1966
25	Don Baylor, May 7-June 22, 1976
24	<b>Coco Crisp, July 24-Sept. 13, 2010</b>
24	Rickey Henderson, July 15-Aug. 21, 1989
24	Davey Lopes, July 11, 1983-June 26, 1984

**2007**—Rebounded from an injury-plagued 2006 season to start 137 games in center for the World Champion Red Sox...committed just one error in 416 total chances for a .998 fielding pct., the sixth-best mark among center fielders in Major League history at the time (min. 400 total chances)...finished third among ML outfielders in total chances...went 153 games and 429 total chances between errors from July 21, 2006 at Seattle to Aug. 7, 2007 at Los Angeles...established a Red Sox outfielder record for consecutive errorless chances...led the club with seven triples and was second in steals with 28...finished among the AL leaders in sac bunts (t-7th), triples (t-9th), bunt hits (t-5th) and steals (9th)...collected his first career two-home run game June 18 at Atlanta...equaled his career-best with five RBI July 5 vs. Tampa Bay and July 21 vs. Chicago...hit his second career grand slam July 5 vs. Tampa Bay...started all three of the Red Sox ALDS games and the first five ALCS games...suffered a bruised right knee hitting the wall to catch Casey Blake's fly ball for the final out of Game 7 of the ALCS, sending the Red Sox to the World Series...went 1 for 2 with a run scored in the World Series vs. Colorado, seeing action in 3 of the 4 games.

**2006**—Played in just 105 games in his first season with Boston as he was bothered by a left index finger fracture suffered in the first week of the regular season...began the season as the Red Sox leadoff man and led the team in steals while tying for first in sacrifice bunts...suffered a broken finger in his fifth game of the same April 8 at Baltimore on a stolen base attempt of third...missed 41 games before being reinstated May 28...the finger continued to bother him the rest of the season and he underwent surgery on his finger Sept. 26 and missed the remainder of the season.

**2005**—Established career highs in most offensive categories in his final year with Cleveland, including a .300 average, 42 doubles, 16 homers and 86 runs...led the American League with 13 sacrifice bunts and ranked among the league leaders in doubles (t-5th), bunts in play (t-3rd), hitting vs. right-handed pitchers (.324, 5th) and road average (.323, 5th)...had an inside-the-park home run July 4 vs. Detroit...was named American League Player of the Week for Sept. 6-12...hit .517 (15 for 29) with three home runs, seven RBI and eight runs scored during the week...was on the disabled list from May 18 to June 1 with a sprained right thumb.

**2004**—Made his first Opening Day roster with the Indians...turned it on after a slow start and ranked ninth in the American League with a .318 batting average after the All-Star Break...hit his first career grand slam July 27 vs. Detroit...drove in a career high 71 runs...posted hitting streaks of 14 (July 27-Aug. 13) and 12 (June 11-22) games.

**2003**—Opened the season with Triple-A Buffalo and was leading the International League in hitting (.360), hits (81) and runs scored (42) when he was recalled to Cleveland June 10...spent the remainder of the season at the big league level...ranked among American League rookie leaders in triples (3rd), stolen bases (3rd), batting average (6th) and runs (7th)...put 37 bunts in play, third overall in the AL...hit .400 during a 13-game hitting streak from July 18 to 31 and batted .351 overall in 26 July games.

**2002**—Had his contract selected from Double-A Akron Aug. 14 and made his Major League debut the next day...collected his first Major League hit Aug. 16 at Anaheim off John Lackey...was sent to Triple-A Buffalo Aug. 30 to play in the International League playoffs but returned to the Indians after seven games...hit his first Major League home run Sept. 11 vs. Toronto off Scott Wiggins...began the season in the Cardinals organization and hit .301 in 89 games with Double-A New Haven before being acquired as a player to be named by the Cleveland Indians on Aug. 5 to complete a July 19 trade for Chuck Finley...played for Aguilas in the Dominican Winter League following the season.

**2001**—Earned St. Louis Cardinals Minor League Player of the Year honors and was a Carolina League All-Star after a stellar season with Single-A Potomac...led the Carolina League in hits (162), total bases (224), games played (139) and at bats (530), ranked second in runs scored (80) and stolen bases (39) and was third in batting (.306).

**2000**—Split the season between short season Single-A New Jersey and Single-A Peoria...began the year in extended spring training making the conversion to an outfielder after playing exclusively at second base during his first pro campaign in 1999...combined to steal 32 bases in 38 attempts between the stops...appeared in 52 games in the outfield and four at second base.

**1999**—Began his professional career as a second baseman for Johnson City in the Cardinals organization...ranked fourth in the Appalachian League in stolen bases (27)...committed 24 errors in 64 games at second base.

### PERSONAL/MISCELLANEOUS

Covelli Loyce Crisp...was originally signed by St. Louis scout Chuck Fick...has three children, daughter, Amailee, and sons Caden and Collin...as a youngster, his great grandmother Wilda Smith called him "Co"...his sister, Sheileah, and godbrother, Marcus, inspired by the character and the name on the Coco Krispies cereal box, lengthened his nickname to "Coco"...was Covelli until the 2002 season when the "Coco" nickname stuck...graduated from Inglewood (CA) High School and attended Pierce Junior College in Los Angeles...played third base in high school...is one of seven MLB RBI (Reviving Baseball in Inner Cities) Program alumni to play in the Majors...was inducted into the RBI League Hall of Fame in 2006...narrated an ESPN special on the MLB RBI Program in August, 2007.

### LIFETIME PLAYING RECORD

Year	Club	AVG.	G	AB	R	H	2B	3B	HR	RBI	SH	SF	HP	BB	SO	SB	CS	SLG	OBP	E
1999	Johnson City	.258	65	229	55	59	5	4	3	22	8	2	2	44	41	27	5	.354	.379	24
2000	New Jersey	.239	36	134	18	32	5	0	0	14	5	0	1	11	22	25	3	.276	.301	2
	Peoria	.276	27	98	14	27	9	0	0	7	4	0	0	16	15	7	3	.367	.377	0
2001	Potomac	.306	139	530	80	162	23	3	11	47	7	1	1	52	64	39	21	.423	.368	6
2002	New Haven	.301	89	355	61	107	16	1	9	47	5	1	0	36	56	26	10	.428	.365	3
	Akron	.406	7	32	9	13	1	0	1	4	1	0	0	3	3	4	0	.531	.457	0
	CLEVELAND	.260	32	127	16	33	9	2	1	9	3	2	0	11	19	4	1	.386	.314	1
	Buffalo	.238	4	21	3	5	1	0	0	2	0	0	0	0	2	1	0	.286	.238	0
2003	Buffalo	.360	56	225	42	81	19	6	1	24	9	2	5	26	24	20	8	.511	.434	3
	CLEVELAND	.266	99	414	55	110	15	6	3	27	7	3	0	23	51	15	9	.353	.302	1
2004	CLEVELAND	.297	139	491	78	146	24	2	15	71	9	2	0	36	69	20	13	.446	.344	4
2005	CLEVELAND	.300	145	594	86	178	42	4	16	69	13	5	0	44	81	15	6	.465	.345	5
2006	BOSTON	.264	105	413	58	109	22	2	8	36	7	0	1	31	67	22	4	.385	.317	1
	Pawtucket	.333	1	3	0	1	0	0	0	2	0	0	0	1	0	0	0	.333	.500	0
2007	BOSTON	.268	145	526	85	141	28	7	6	60	9	5	1	50	84	28	6	.382	.330	1
2008	BOSTON	.283	118	361	55	102	18	3	7	41	8	4	1	35	59	20	7	.407	.344	2
2009	KANSAS CITY	.228	49	180	30	41	8	5	3	14	4	1	1	29	23	13	2	.378	.336	3
2010	Stockton	.833	2	6	2	5	0	1	1	3	0	0	0	1	0	0	0	1.667	.857	0
	OAKLAND	.279	75	290	51	81	14	4	8	38	3	5	0	30	49	32	3	.438	.342	2
	Sacramento	.591	6	22	7	13	2	1	0	5	0	0	0	2	3	2	1	.773	.625	0
<b>ML Totals</b>		<b>.277</b>	<b>907</b>	<b>3396</b>	<b>514</b>	<b>941</b>	<b>180</b>	<b>35</b>	<b>67</b>	<b>365</b>	<b>63</b>	<b>27</b>	<b>4</b>	<b>289</b>	<b>502</b>	<b>169</b>	<b>51</b>	<b>.410</b>	<b>.332</b>	<b>20</b>

### CAREER TRANSACTIONS

**1999** — Selected by the St. Louis Cardinals organization in the 7th round of the free agent draft. **2002** — Traded to the Cleveland Indians as the player to be named later in the July 19 trade in which Cleveland traded pitcher Chuck Finley for outfielder Luis Garcia, August 5. **2005** — On disabled list, May 18 to June 1. **2006** — Traded to the Boston Red Sox with pitcher David Riske and catcher Josh Bard for pitcher Guillermo Mota, infielder Andy Marte, catcher Kelly Shoppach, cash considerations and a player to be named later, January 27. On disabled list, April 9 to May 27; included rehabilitation assignment to Pawtucket, May 27. **2008** — On suspended list, June 28 to July 2. Traded to the Kansas City Royals for pitcher Ramon Ramirez, November 19. **2009** — On disabled list, June 13 to end of season. Elected free agency, November 9; signed by the Oakland Athletics, December 23. **2010** — On disabled list, April 3 to May 20; included rehabilitation assignment to Stockton, May 18 to 20. On disabled list, May 23 to June 21; included rehabilitation assignment to Sacramento, June 15 to 21.

### DIVISION SERIES RECORD

Year	Club/Opp.	AVG.	G	AB	R	H	2B	3B	HR	RBI	SH	SF	HP	BB	SO	SB	CS	SLG	OBP	E
2007	BOS vs. LAA	.200	3	10	0	2	0	0	0	2	0	0	0	1	3	1	0	.200	.273	0
2008	BOS vs. LAA	.250	2	4	2	1	0	0	0	0	0	0	0	1	0	1	0	.250	.400	0
<b>Totals</b>		<b>.214</b>	<b>5</b>	<b>14</b>	<b>2</b>	<b>3</b>	<b>0</b>	<b>0</b>	<b>0</b>	<b>2</b>	<b>0</b>	<b>0</b>	<b>0</b>	<b>2</b>	<b>3</b>	<b>2</b>	<b>0</b>	<b>.214</b>	<b>.313</b>	<b>0</b>

## LEAGUE CHAMPIONSHIP SERIES RECORD

Year	Club/Opp.	AVG.	G	AB	R	H	2B	3B	HR	RBI	SH	SF	HP	BB	SO	SB	CS	SLG	OBP	E
2007	BOS vs. CLE	.143	7	21	2	3	1	0	0	0	0	0	0	0	6	1	0	.190	.143	0
2008	BOS vs. TB	.450	5	20	2	9	2	0	0	1	0	0	0	4	3	0	0	.550	.542	0
<b>Totals</b>		<b>.293</b>	<b>12</b>	<b>41</b>	<b>4</b>	<b>12</b>	<b>3</b>	<b>0</b>	<b>0</b>	<b>1</b>	<b>0</b>	<b>0</b>	<b>0</b>	<b>4</b>	<b>9</b>	<b>1</b>	<b>0</b>	<b>.365</b>	<b>.356</b>	<b>0</b>

## WORLD SERIES RECORD

Year	Club/Opp.	AVG.	G	AB	R	H	2B	3B	HR	RBI	SH	SF	HP	BB	SO	SB	CS	SLG	OBP	E
2007	BOS vs. COL	.500	3	2	1	1	0	0	0	0	0	0	0	0	0	0	0	.500	.500	0

## ATHLETICS THREE-HOMER GAMES

Joe Hauser at Cleveland, August 2, 1924  
 Mickey Cochrane at St. Louis, May 21, 1925  
 Jimmie Foxx at Cleveland, July 10, 1932  
 Al Simmons vs. Detroit, July 15, 1932  
 Jimmie Foxx vs. New York, June 8, 1933  
 Ed Coleman vs. Chicago, August 17, 1934  
 Pinky Higgins vs. Boston, June 27, 1935  
 Sam Chapman vs. Boston, August 15, 1946  
 Hector Lopez vs. Washington, June 26, 1958  
 Preston Ward vs. Baltimore, September 9, 1958  
 Bob Cerv vs. Boston, August 20, 1959  
 Manny Jimenez at Baltimore, July 4, 1964  
 Reggie Jackson vs. Seattle, July 2, 1969

Dave Kingman at Seattle, April 16, 1984  
 Mark McGwire at Cleveland, June 27, 1987  
 Jose Canseco at Toronto, July 3, 1988  
 Harold Baines vs. Baltimore, May 7, 1991  
 Dave Henderson vs. Minnesota, August 3, 1991  
 Mark McGwire at Boston, June 11, 1995  
 Ernie Young vs. Minnesota, May 10, 1996  
 Geronimo Berroa at New York, May 22, 1996  
 Geronimo Berroa vs. Minnesota, August 12, 1996  
 Miguel Tejada vs. Los Angeles, June 11, 1999  
 Miguel Tejada at Texas, June 30, 2001  
 Erubiel Durazo at Baltimore, August 18, 2004

## VS. THE AMERICAN LEAGUE

2010		CAREER								
AVG.	AB	H	HR	RBI	vs. TEAM	AVG.	AB	H	HR	RBI
.500	8	4	1	3	Baltimore	.279	183	51	3	26
.273	22	6	0	0	Boston	.190	79	15	0	3
.167	18	3	0	0	Chicago	.301	272	82	9	37
.160	25	4	1	2	Cleveland	.283	120	34	1	4
—	0	0	0	0	Detroit	.326	288	94	6	33
.222	36	8	0	1	Kansas City	.241	311	75	3	36
.200	25	5	1	6	Los Angeles	.264	182	48	7	21
.333	21	7	0	1	Minnesota	.281	320	90	7	26
.167	24	4	0	3	New York	.257	265	68	3	23
—	0	0	0	0	Oakland	.280	157	44	3	13
.455	22	10	2	8	Seattle	.280	193	54	4	22
.176	17	3	0	0	Tampa Bay	.270	233	63	3	27
.333	36	12	1	5	Texas	.286	185	53	2	19
.545	11	6	1	3	Toronto	.257	226	58	5	19

## VS. THE NATIONAL LEAGUE

2010		CAREER								
AVG.	AB	H	HR	RBI	vs. TEAM	AVG.	AB	H	HR	RBI
—	0	0	0	0	Arizona	.286	35	10	0	1
—	0	0	0	0	Atlanta	.367	49	18	3	9
—	0	0	0	0	Chicago	—	0	0	0	0
.250	8	2	1	2	Cincinnati	.324	71	23	5	23
—	0	0	0	0	Colorado	.176	34	6	0	5
—	0	0	0	0	Florida	.056	18	1	0	0
—	0	0	0	0	Houston	.250	4	1	0	0
—	0	0	0	0	Los Angeles	.200	10	2	0	1
—	0	0	0	0	Milwaukee	.125	8	1	0	0
—	0	0	0	0	New York	.400	20	8	0	2
—	0	0	0	0	Philadelphia	.333	18	6	1	3
.455	11	5	0	1	Pittsburgh	.421	19	8	0	1
—	0	0	0	0	St. Louis	.211	19	4	0	0
—	0	0	0	0	San Diego	.297	37	11	1	3
.333	6	2	0	3	San Francisco	.296	27	8	0	5
—	0	0	0	0	Washington	.385	13	5	1	3

## MONTHLY BREAKDOWN

2010		CAREER								
AVG.	AB	H	HR	RBI	by MONTH	AVG.	AB	H	HR	RBI
—	0	0	0	0	March	.333	3	1	0	0
—	0	0	0	0	April	.253	384	97	3	30
.333	6	2	0	3	May	.247	369	91	7	33
.407	27	11	2	6	June	.290	582	169	17	74
.191	89	17	1	8	July	.276	649	179	9	71
.300	110	33	3	12	August	.273	763	208	18	80
.310	58	18	2	9	September	.306	625	191	13	75
—	0	0	0	0	October	.238	21	5	0	2

## BATTING BREAKDOWN

2010		CAREER								
AVG.	AB	H	HR	RBI	by CATEGORY	AVG.	AB	H	HR	RBI
.302	149	45	6	29	Home	.281	1641	461	28	198
.255	141	36	2	9	Road	.274	1755	480	39	167
.268	82	22	3	13	Day	.257	1004	258	16	103
.284	208	59	5	25	Night	.286	2392	683	51	262
.277	65	18	3	17	Pre-ASG	.267	1580	422	33	167
.280	225	63	5	21	Post-ASG	.286	1816	519	34	198
.329	79	26	4	15	vs. LHP	.283	1034	293	27	125
.261	211	55	4	23	vs. RHP	.274	2362	648	40	240
.278	54	15	2	27	RISP	.278	759	211	16	290
.000	5	0	0	1	Bases Loaded	.309	81	25	2	69
1.000	1	1	0	2	Pinch Hitter	.200	10	2	0	2
.000	4	0	0	0	Designated Hitter	.186	43	8	0	3

## BALLPARK BREAKDOWN

	AVG.	AB	H	HR	RBI
Angel Stadium	.322	87	28	4	8
AT&T Park	.143	14	2	0	2
Ballpark in Arlington	.292	113	33	1	11
Busch Stadium	.091	11	1	0	0
Camden Yards	.307	88	27	2	14
Chase Field	.200	15	3	0	0
Citizens Bank Park	.400	5	2	1	2
Comerica Park	.341	129	44	2	12
Fenway Park	.283	633	179	6	68
Great American	.320	25	8	3	11
Kauffman Stadium	.239	243	58	2	19
Metrodome	.228	171	39	4	12
Minute Maid Park	.250	4	1	0	0
Oakland Coliseum	.294	238	70	8	34
Old Yankee Stadium	.283	127	36	2	11
PETCO Park	.375	24	9	1	2
PNC Park	.375	8	3	0	0
Progressive Field	.281	876	246	17	100
Rogers Centre	.213	94	20	2	6
Safeco Field	.277	112	31	1	9
Shea Stadium	.364	11	4	0	2
Sun Life Stadium	.000	11	0	0	0
Target Field	.333	21	7	0	1
Tokyo Dome	.333	3	1	0	0
Tropicana Field	.233	120	28	1	13
Turner Field	.395	38	15	3	7
U.S. Cellular Field	.275	160	44	7	20
Yankee Stadium	.133	15	2	0	1

## FIELDING STATISTICS

### Outfield

YEAR	PCT.	G	PO	A	E	TC	DP
2002	.988	32	82	1	1	84	1
2003	.995	90	213	5	1	219	2
2004	.986	128	286	5	4	295	1
2005	.985	145	315	3	5	323	0
2006	.996	103	246	3	1	250	3
2007	.998	144	408	7	1	416	4
2008	.992	114	234	4	2	240	1
2009	.976	49	120	0	3	123	0
2010	.989	73	182	2	2	186	0
<b>Totals</b>	<b>.991</b>	<b>878</b>	<b>2086</b>	<b>30</b>	<b>20</b>	<b>2136</b>	<b>12</b>

## CRISP'S CAREER HIGHS

**Hits:** 4 (eight times), last: July 23, 2007 at Cleveland

**Home Runs:** 2, June 18, 2007 at Atlanta

**Runs Batted In:** 5 (three times), last: July 21, 2007 vs. Chicago (AL)

**Stolen Bases:** 3 (twice), September 10, 2010 vs. Boston; June 20, 2004 at Atlanta; 2 (16 times), last: September 13, 2010 at Kansas City

**Hitting Streak:** 14, July 27 to August 13, 2004

**Hitless Streak (At Bats):** 23 (twice), last: May 21 to June 1, 2008

**Grand Slams:** 2, July 5, 2007 vs. Tampa Bay (J.P. Howell); July 27, 2004 vs. Detroit (Gary Knotts)

**Pinch-Hit Home Runs:** None.

**Inside-The-Park Home Runs:** 1, July 4, 2005 vs. Detroit (Game 2) (Fernando Rodney)

**Game Ending Home Runs:** None

**Lead Off Home Runs:** 3, September 6, 2010 vs. Seattle (Jason Vargas); August 18, 2003 vs. Tampa Bay (Rob Bell); August 6, 2003 vs. Seattle (Joel Pineiro).

**RIGHT-HANDED PITCHER****Height/Weight:** 6-2 / 225**Bats/Throws:** Right / Right**Birthdate:** February 15, 1986**Opening Day Age:** 25**Birthplace/Resides:** Samana, Dominican Republic / Samana, Dominican Republic**Major League Service:** None**Obtained:** Acquired from the Chicago White Sox with pitcher Gio Gonzalez and outfielder Ryan Sweeney for outfielder Nick Swisher, January 3, 2008**Contract Status:** First year of a one-year contract through 2011.**CAREER HIGHLIGHTS**

Was converted to a reliever in 2010 after going 15-11 with a 2.89 ERA in 48 games, 41 starts, over his first four seasons...was one of three players acquired from the Chicago White Sox in the Nick Swisher trade prior to the 2008 season...however, pitched in just 12 games in his first two seasons with the A's organization due to "Tommy John" surgery in May, 2008...now has a 17-16 record and a 3.31 ERA (93 er in 252.2 ip) in 85 games, 41 starts, in five seasons in the minors...has 87 walks and 329 strikeouts in 252.2 innings (11.7 strikeouts per nine innings)...was named the South Atlantic League Most Outstanding Major League Prospect in 2007...also pitched for the World team in the All-Star Futures Game at San Francisco that year...traded to Oakland following the 2007 season and was named the A's fourth best prospect by *Baseball America*.

**2010 HIGHLIGHTS**

Began the season on the disabled list for the second consecutive year...after spending his first four professional seasons as a starter, pitched exclusively in relief in 2010...combined for a 2-5 record, one save and a 5.13 ERA in a career-high 37 appearances with Single-A Stockton and Double-A Midland...matched his career high in losses and the save was his first as a professional...struck out 73 in 47.1 innings, an average of 13.9 per nine innings...walked just 19 for a strikeout to walk ratio of 3.8 to 1...yielded just one home run...allowed a .242 opponents batting average, including .223 (23 for 103) against right-handed hitters and .266 (21 for 79) against left-handers...yielded a .167 average with the bases empty, .326 with runners on...including .411 with runners in scoring position...opponents were 4 for 39 (.103) when leading off an inning...combined for a 1.48 ERA in 18 appearances in his home ballparks and a 9.00 ERA in 19 games on the road...had a 1.59 ERA in the ninth inning and 6.25 in the eighth inning or earlier...allowed 5 of 17 (29.4%) inherited runners to score...tossed at least one inning 32 of his 37 appearances, including a season-high 2.0 innings eight times...struck out at least one batter in 36 of his 37 outings, including a season-high three 13 times...was named as having the Best Fastball in the A's organization in *Baseball America's* Best Tools survey for prospects following the 2010 season.

**STOCKTON:** Began the season on the disabled list at Single-A Stockton with a strained right elbow...was reinstated May 11 and went 1-0 with a save and a 2.30 ERA in 12 games with the Ports...did not allow a run in seven appearances at home (10.0 ip, 3 h, 1 bb, 13 so)...posted a 7.36 ERA over his first three outings but allowed just one run over his final nine appearances (12.0 ip, 0.75 ERA)...picked up his first win June 7 against Bakersfield and then tossed a scoreless ninth inning June 9 against the Blaze for his first professional save...was promoted to Midland June 18.

**MIDLAND:** Went 1-5 with a 6.54 ERA in 25 relief appearances...allowed seven runs in 6.2 innings (9.45 ERA) over his first four outings, including June 28 at San Antonio when he allowed his only home run of the season...struck out exactly three batters in five consecutive outings from June 22 to July 8 (15 so in 8.1 ip)...stranded all 11 of his inherited runners over a 22-game stretch from June 26 to Sept. 3...tossed a scoreless ninth inning July 28 against Frisco but did not strike out a batter...it was his only outing in 2010 in which he did not fan a hitter...allowed a season-high four hits in 2.0 innings Aug. 19 at Tulsa and a season-high five runs in 0.2 innings in his next outing Aug. 22 at Northwest Arkansas...was charged with the loss in each appearance...made three postseason appearances for the Rockhounds and posted an 11.57 ERA (2.1 ip, 2 h, 3 r, 3 er, 1 bb, 1 so).



## CAREER

**2009**—Began the season on the disabled list as he continued his recovery from “Tommy John” surgery...was assigned to the A’s affiliate in the Arizona Rookie League for a rehab assignment July 5 and started seven games...was 0-1 with a 3.86 ERA and did not pitch more than 2.0 innings in any of his appearances...struck out 16 and walked four in 11.2 innings and did not allow a home run...issued four wild pitches...allowed a .279 opponents batting average, which included a .185 mark against right-handed hitters and .438 against left-handers...opponents hit .182 with the bases empty and .333 with runners in scoring position...began his rehab assignment July 5 at the Dodgers affiliate and tossed 2.0 innings...allowed a run on two hits and a walk while striking out three in his first appearance since April 24, 2008...made another start July 10, tossing 2.0 shutout innings against the Brewers, before his rehab was halted...resumed pitching Aug. 9 and went 0-1 with a 4.70 ERA over his final five starts.

**2008**—Began his first season in the A’s organization at Single-A Stockton of the California League and went 2-2 with a 5.87 ERA in five starts before he was placed on the disabled list May 2 with a strained right elbow...underwent elbow ligament replacement surgery later that month and missed the remainder of the season...struck out 26 in 23.0 innings, an average of 10.17 strikeouts per nine innings...allowed a .309 opponents batting average, including .245 against right-handed hitters and .378 against left-handers...opponents hit .238 when leading off an inning...lost each of his first two starts, including April 8 against Bakersfield when he struck out a season high seven in 5.0 innings...matched his high in strikeouts in his next start April 13 at Modesto and allowed two runs in 5.0 innings for the win...was the winning pitcher in his final start April 24 against San Jose (5.0 ip, 7 h, 2 r, 1 er, 1 bb, 4 so).

**2007**—Spent most of the season at Single-A Kannapolis and was named the South Atlantic League Most Outstanding Major League Prospect after going 9-4 with a 2.40 ERA and 121 strikeouts in 21 games, 15 starts...was promoted to Single-A Winston-Salem of the Carolina League Aug. 7 and went 1-1 with a 3.65 ERA in five starts...combined for a 10-5 record and a 2.65 ERA in 26 games, 20 starts, overall...struck out 153 in 122.1 innings, an average of 11.26 per nine innings...allowed a .163 opponents batting average, which included a .167 mark against right-handed hitters and .158 against left-handers...opponents hit .175 when leading off an inning and .176 with runners in scoring position...tied for sixth among all Single-A pitchers in strikeouts...was second in the White Sox farm system in ERA, third in strikeouts and fourth in wins...led Kannapolis in strikeouts and tied for the team lead in wins...was named to the SAL Midseason All-Star team...*Baseball America* named him to their Low Class A All-Star Team and as the third best prospect in the SAL...compiled a 0.87 ERA in five games, three starts, in April...did not allow a home run over the first two months of the season (47.2 ip)...tossed seven scoreless innings May 22 to defeat Hickory and left the game with a no-hitter...had three 10-strikeout games over a six-start stretch from June 8 to July 13 (49 so in 35.0 ip)...including a season high 14 against Greensboro June 29...played for the World Team in the All-Star Futures Game at San Francisco (1.0 ip, 1 h, 1 r, 1 er, 1 bb, 2 so, 1 hr)...was promoted to Winston-Salem Aug. 7...struck out 10 in 6.0 innings Sept. 1 at Frederick...was traded to Oakland in the Nick Swisher deal January 3, 2008 and was named the A’s fourth best prospect by *Baseball America*.

**2006**—Made his professional debut with the White Sox affiliate in the Dominican Summer League and posted a 3-3 record and a 1.86 ERA in 10 games, nine starts...struck out 61 in 48.1 innings (11.4 per nine innings) and walked just 10...did not allow a home run...yielded a .232 opponents batting average, including .215 against right-handed hitters and .283 against lefties...his opponents average dropped to .164 with runners in scoring position...recorded his first professional win June 29 against the Royals (6.0 ip, 3 h, 2 r, 1 er, 2 bb, 7 so)...struck out 10 July 5 and July 22, both times against the Marlins.

## PERSONAL/MISCELLANEOUS

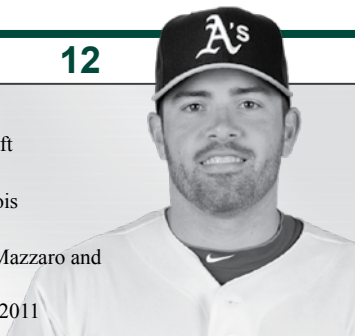
Fautino De Los Santos...was originally signed by the Chicago White Sox organization as a non-drafted free agent, Dec. 2, 2005.

## LIFETIME PITCHING RECORD

Year	Club	W	L	ERA	G	GS	CG	SHO	SV	IP	H	R	ER	HR	HB	BB	IBB	SO	WP	BK
2006	DSL White Sox	3	3	1.86	10	9	0	0	0	48.1	44	20	10	0	5	10	0	61	4	1
2007	Kannapolis	9	4	2.40	21	15	0	0	0	97.2	49	33	26	5	8	36	1	121	18	3
	Winston-Salem	1	1	3.65	5	5	0	0	0	24.2	20	12	10	3	1	7	0	32	1	0
2008	Stockton	2	2	5.87	5	5	0	0	0	23.0	29	17	15	3	1	11	0	26	5	1
2009	AZL A's	0	1	3.86	7	7	0	0	0	11.2	12	6	5	0	1	4	0	16	4	1
2010	Stockton	1	0	2.30	12	0	0	0	1	15.2	13	4	4	0	0	3	0	22	0	0
	Midland	1	5	6.54	25	0	0	0	0	31.2	31	26	23	1	2	16	1	51	5	0

## CAREER TRANSACTIONS

**2005** — Signed by the Chicago White Sox organization as a non-drafted free agent, December 2. **2008** — Traded to the Oakland Athletics with pitcher Gio Gonzalez and outfielder Ryan Sweeney for outfielder Nick Swisher, January 3.

**OUTFIELDER****Height/Weight:** 5-11 / 192**Bats/Throws:** Left / Left**Birthdate:** December 20, 1979**Opening Day Age:** 31**Birthplace/Resides:** Brooklyn, New York / Wheaton, Illinois**Major League Service:** 6 years, 146 days**Obtained:** Acquired from the Kansas City Royals for Vin Mazzaro and minor leaguer Justin Marks, November 10, 2010**Contract Status:** Sixth year of a six-year contract through 2011**CAREER HIGHLIGHTS**

Was acquired by Oakland following the 2010 season after spending his first eight seasons with the Kansas City Royals (2003-10)...hit .289 with 61 home runs and 390 RBI in 876 games with the Royals...left Kansas City ranked third on the Royals' career list in hit by pitches (71), tied for seventh in triples (45), eighth in doubles (187), ninth in hits (971), batting average, on-base percentage (.360), total bases (1431) and at bats (3355), tied for ninth in extra base hits (293) and 10th in runs (501)...enters the 2011 season with a 241-game errorless streak, the longest active streak among Major League outfielders...it was also the longest ever by a Kansas City outfielder...led the majors with a .419 average with runners in scoring position in 2008...set a Royals' single-season record with an American League-leading 23 hit by pitches in 2007...was Kansas City's Minor League Player of the Year.

**2010 HIGHLIGHTS**

Was batting .318 with 23 doubles, three triples, five home runs and 37 RBI in 91 games before thumb surgery ended his season in late July...the batting average was a career high as was his .384 on-base percentage...hit .340 (88 for 259) against right-handed pitching and .258 (24 for 93) against left-handers...batted .354 at Kauffman Stadium and .289 on the road...had 18 of his 23 doubles on the road...compiled a .287 batting average and hit four of his five home runs with two strikes...his two-strike average was the best in the majors...hit .345 with 17 of his 37 RBI with two outs...had a .330 batting average and .394 on-base percentage when leading off an inning...batted .368 during the day and .294 at night...posted a .358 average in 56 games in the three spot and .257 in 33 games hitting leadoff...hit .330 with all five of his home runs with the bases empty...batted .408 in interleague play, which was the fifth best mark in the majors...also ranked second in hits (29) and tied for sixth in doubles (7)...now has a .336 (143 for 425) career average in interleague games, which is fifth best in ML history (min. 300 PA)...started 67 games in right field, 19 in center field and one in left field...did not commit an error in 88 games in the outfield overall and now has a 241-game errorless streak, which is the longest active streak among all Major League outfielders...it is also a Royals record for outfielders, breaking the previous mark of 165 set by Amos Otis from July 18, 1970 to July 29, 1971...last committed an error Sept. 15, 2008 against Seattle in center field...that is his only error over the last three years (365 games, 825 total chances)...also went 2 for 6 (.333) in two games at designated hitter and was 0 for 1 as a pinch hitter.

**KANSAS CITY:** Was the Royals' Opening Day starter in right field and went 2 for 5 that day against Detroit...it was his sixth consecutive Opening Day start, but his first in right (also has four starts in center and one in left)...hit his third career inside-the-park home run April 23 against Minnesota...led off the game with a home run for the 11th time in his career April 28 against Seattle...four of his five home runs came over a 24-game span from April 13 to May 8...was batting .272 over his first 45 games through May 23...missed two games for the birth of his first child, David Jr., May 25 but then hit .363 over his final 46 games...his average from May 27 through July 22, when his season ended, was second best in the majors behind the Rangers' Josh Hamilton (.415)...had a season-best 11-game hitting streak from May 16 to 29...hit .400 (18 for 45) during the streak...went 0 for 4 May 30 but then hit safely in each of his next 10 games (16 for 38, 421)...matched his career high with four hits May 28 at Boston...went 3 for 3 with a double, home run, two walks and a career-high tying four runs June 13 at Cincinnati...that began a stretch of three straight games of three or more hits (10 for 13, 769), which he capped with his ninth career four-hit game, June 16 against Houston...finished June with a .410 (41 for 100) batting average, which was second best in the majors (Hamilton, TEX .454)...it was the best single-month batting average of his career and it was the best June average by a Royal since 1980 (Clint Hurdle,

.432)...was batting .326 at the All-Star Break with his 107 hits tied for sixth in the AL...it marked the second time he has topped the century mark by the break in his career (also 2007)...sprained his right thumb in a collision with the wall at Yankee Stadium July 22 attempting to make a catch...was placed on the 15-day disabled list the next day and had surgery July 26...the surgery was performed by Dr. Tom Graham at the Cleveland Clinic...was transferred to the 60-day DL Sept. 1 and missed the remainder of the season.

## CAREER

**2009**—Ranked tied for eighth in the majors and tied for third in the American League with nine triples...posted the fifth-best on-base plus slugging numbers (.835) among Major League leadoff hitters with at least 350 at bats...started slowly, hitting .231 with just three home runs, 21 RBI and 22 runs scored in 53 games through June 9...rebounded to bat .309 with 10 home runs, 50 RBI and 52 runs scored in his final 91 games...hit .316 in July, .324 in August and .320 in September...batted .316 following the break...struggled early against left-handed pitchers, posting a .189 mark in 47 games through June 29 before hitting .381 the rest of the way to finish at .290...his .381 average from June 30 on against southpaws was the highest in baseball among left-handed hitters...also struggled early hitting with runners in scoring position, batting .205 in those clutch situations through May 17 before compiling a .358 mark the rest of the season, the 10th-highest mark in baseball and the sixth-highest in the AL from May 18 on...was one of four outfielders in MLB to not commit an error...ranked tied for second in the AL and tied for fourth in the Majors with a career-high 13 outfield assists...the 13 outfield assists tied for the eighth-most all-time in Royals history...threw out the winning run at the plate in the bottom of the ninth and 11th in Cleveland on Sept. 11...the Royals won the game, 2-1, in 12 innings...became the first player in the Majors to throw out the potential winning run at home plate in the bottom of the ninth inning or later twice in one game since the Cardinals' Bernard Gilkey at Houston on Aug. 25, 1992.

**2008**—Had a career year in the Royals outfield, setting personal bests in hits, RBI, stolen bases and slugging percentage...led all of baseball by hitting .419 with runners in scoring position, finishing second only to Hall of Famer George Brett's .469 mark in 1980 in Royals' history...also set a Kansas City record for best average with RISP (.460) at All-Star break, besting Mike Sweeney who hit .438 in 2000...finished fourth in the Majors and second in the American League with a .359 average with runners on base...tied for sixth in the AL with seven triples...sprained his left ankle after one at bat in the season opener on March 31 in Detroit and missed 11 games, returning April 14 in Seattle...batted .359 over a 37-game span from May 27-July 7...had a 16-game hitting streak from June 14-July 4...hit .406 (26-for-64) with five doubles, four home runs and 16 RBI...had an afternoon to remember June 15 at Arizona, going 3-for-5 with an RBI double and his first career grand slam...also drove in a career-high five runs...recorded a two-run walk-off home run with two outs in the ninth July 12 vs. Seattle, giving the Royals a 5-4 win...the walk-off was his first career and the first for the Royals since April 19, 2005 when Alberto Castillo went deep off the Indians...hit .388 in September, the ninth-highest mark in the Majors and fifth-best in the AL...posted a 14-game hitting streak from September 11-23...batted .423 (22-for-52) during the hitting streak...his inside-the-park homer Sept. 20 vs. Chicago was the second of his career...equaled his career high with four hits Sept. 22 at Detroit.

**2007**—Set a Royals single-season record with 23 hit by pitches, breaking the previous mark of 18 by Mike Macfarlane in 1994 and tied by Angel Berroa in 2003...led the American League and was second in the Majors to the Phillies' Chase Utley (25)...was hit by a pitch just three times through his first 62 games and 20 times in his final 95 games...became the first Royals player to top the century mark in runs scored since Carlos Beltran in 2003 (102)...his nine triples were tied for third in the AL...had a great start to the season as he was named the Royals Player of the Month for April after hitting .308...ranked in the AL top three in April in hits (33, t-3rd) and runs (22, t-3rd)...posted his sixth career four-hit game May 13 at Chicago...hit .342 in Interleague play...recorded his 100th career double July 2 vs. Seattle...posted 100 hits at the All-Star break for the first time in his career...recorded a team season-high 13-game hitting streak from July 22-August 4...hit .400 (20-for-50) with 11 RBI during the streak.

## DAVID DEJESUS' CAREER LEADOFF HOME RUNS

July 16, 2004 vs. Minnesota (Brad Radke)  
Aug. 25, 2004 at Anaheim (Ramon Ortiz)  
Sept. 22, 2004 at Tampa Bay (Doug Waechter)  
April 23, 2005 vs. Chicago-AL (Jose Contreras)  
July 16, 2005 at Detroit (Jason Johnson)  
July 18, 2005 at Cleveland (Cliff Lee)  
May 30, 2006 at Oakland (Brad Halsey)  
Aug. 17, 2006 at Chicago-AL (Mark Buehrle)  
July 2, 2008 at Baltimore (Daniel Cabrera)  
June 19, 2009 vs. St. Louis (Brad Thompson)  
April 28, 2010 vs. Seattle (Ryan Rowland-Smith)

**2006**—Was hit by a pitch 12 times, which tied for sixth in the American League...his seven triples were tied for the team-high (also Mark Teahen) and tied for seventh in the AL...signed a five-year contract with a club option for 2011, April 8...suffered a strained left hamstring April 18...was placed on the 15-day disabled list April 19...returned May 29 after missing 33 games...caught fire after returning from the DL, including hitting a leadoff homer May 30 at Oakland...was impressive in June, his first full month, hitting .327...earned Royals Player of the Month honors...reached base safely in 19 consecutive games from July 26-August 13...hit safely in 15 of those games, posting a .308 average...ranked fifth among all Major Leaguers with a .436 average during Interleague play...posted seven straight multi-hit games from June 28-July 4, batting .531.

**2005**—Spent the entire season at the Major League level for the first time in his career...ranked fourth among Major League center fielders (min. 100 games) in average (.293), trailing only Johnny Damon, BOS (.316), Brady Clark, MIL (.306) and Ken Griffey Jr., CIN (.301)...also ranked fifth in on-base percentage (.359)...finished with just four errors in 317 chances for a .987 fielding percentage...led the Royals in hits (92) and triples (6) and tied for the team lead with 134 total bases at the All-Star Break...hit safely in his first four games of 2005 and had a 19-game hitting streak dating back to 2004...hit his second leadoff homer of the season and fifth of his career July 16 at Detroit off Jason Johnson...hit another leadoff homer July 18 at Cleveland...named American League Co-Player of the Week with the Yankees' Gary Sheffield for the week of July 14-17...hit .300 against National League opponents...suffered a strained right shoulder on a diving catch at New York Aug. 28 and made only one appearance in the team's final 30 games, pinch-running vs. Detroit Sept. 21.

**2004**—Enjoyed a solid rookie campaign and was named the Les Milgram Royals Player of the Year by the Kansas City chapter of the Baseball Writers of America...joined Bob Hamelin (1994) as just the second rookie in club history to win Player of the Year honors...recalled from Triple-A Omaha for the first time April 24...was optioned to Omaha May 11 after going 1-for-23 in his first 11 games for the Royals...was recalled from Omaha June 25 following the Carlos Beltran trade...hit his first career homer with a leadoff shot off Brad Radke vs. Minnesota July 16...recorded a pair of 15-game hitting streaks, matching the longest by a Royal in 2004...his first 15-game streak came from July 30-Aug. 15 and established a club rookie record...batted .418 (23-for-55) during the streak to raise his average from .205 to .269...scored four runs in the first game of a doubleheader at Detroit Sept. 9...teamed with Joe Randa (6) to tie an AL record for most runs scored in a game by two players (10)...Randa and Angel Berroa also combined for 10 runs in the game.

**2003**—Finished second among all Royals minor leaguers with a .308 combined average with Omaha and Wichita...was a September call-up and appeared in 12 games for the Royals...made his big league debut as a defensive replacement in the eighth inning in center field at Texas Sept. 2...collected his first Major League hit with a triple off Bartolo Colon vs. Chicago Sept. 27...was named the Royals fourth best prospect by *Baseball America* following the season.

**2002**—Was named the Royals Minor League Player of the year after batting a combined .288 with 27 doubles, eight triples, six home runs and 56 RBI in 112 games with Single-A Wilmington and Double-A Wichita...added 56 walks and was hit by a pitch 18 times for a .390 on-base percentage...was a Carolina League Midseason All-Star and ranked third in the CL in on-base percentage (.400)...was batting .296 in 87 games at Wilmington before he was transferred to Wichita Aug. 1.

**2001**—Missed the entire season as he was recovering from surgery on his left elbow.

**2000**—Was drafted by the Royals in the 4th round of the June draft and signed Aug. 17...did not play due to an elbow injury suffered while playing at Rutgers.

## PERSONAL/MISCELLANEOUS

David Christopher DeJesus...has one child, David Jr. (5/25/10)...was originally signed by Royals scout Keith Hughes...graduated from Manalapan (NJ) High School in 1997...selected by the New York Mets in the 43rd round of the 1997 draft but did not sign...attended Rutgers University...brother, Michael, was a 15th-round draft pick by the Cincinnati Reds in 2005...was one of 30 nominees for the MLB Players Alumni Association 2008 Heart and Hustle Award...is the spokesperson for Guadalupe Centers, Inc., the longest continually operating organization serving Latinos.

## LIFETIME PLAYING RECORD

Year	Club	AVG.	G	AB	R	H	2B	3B	HR	RBI	SH	SF	HP	BB	SO	SB	CS	SLG	OBP	E	
2000																					
2001																					
2002	Wilmington	.296	87	334	69	99	22	6	4	41	10	5	13	48	42	15	6	.434	.400	1	
	Wichita	.253	25	79	7	20	5	2	2	15	1	3	5	8	10	3	1	.443	.347	1	
2003	Wichita	.338	17	71	14	24	4	0	2	10	0	1	2	9	8	1	3	.479	.422	1	
	Omaha	.298	59	215	49	64	16	3	5	23	5	2	9	34	30	8	4	.470	.412	0	
	KANSAS CITY	.286	12	7	0	2	0	1	0	0	1	0	1	1	2	0	0	.571	.444	0	
2004	Omaha	.315	50	197	38	62	14	4	6	16	1	0	7	21	30	7	6	.518	.400	1	
	KANSAS CITY	.287	96	363	58	104	15	3	7	39	8	0	9	33	53	8	11	.402	.360	4	
2005	KANSAS CITY	.293	122	461	69	135	31	6	9	56	5	6	9	42	76	5	5	.445	.359	4	
2006	KANSAS CITY	.295	119	491	83	145	36	7	8	56	2	4	12	43	70	6	3	.446	.364	3	
	Omaha	.385	3	13	0	5	0	0	0	2	0	0	0	0	2	0	0	.385	.385	0	
2007	KANSAS CITY	.260	157	605	101	157	29	9	7	58	7	4	23	64	83	10	4	.372	.351	4	
2008	KANSAS CITY	.307	135	518	70	159	25	7	12	73	4	4	5	46	71	11	8	.452	.366	1	
2009	KANSAS CITY	.281	144	558	74	157	28	9	13	71	5	5	8	51	87	4	9	.434	.347	0	
2010	KANSAS CITY	.318	91	352	46	112	23	3	5	37	3	1	4	34	47	3	3	.443	.384	0	
<b>ML Totals</b>		<b>.289</b>	<b>876</b>	<b>3355</b>	<b>501</b>	<b>971</b>	<b>187</b>	<b>45</b>	<b>61</b>	<b>390</b>	<b>35</b>	<b>24</b>	<b>71</b>	<b>314</b>	<b>489</b>	<b>47</b>	<b>43</b>	<b>.427</b>	<b>.360</b>	<b>16</b>	

## CAREER TRANSACTIONS

**1997** — Selected by the New York Mets organization in the 43rd round of the June Draft; did not sign. **2000** — Selected by the Kansas City Royals organization in the 4th round of the June Draft. **2006** — On disabled list, April 19 to May 28; included rehabilitation assignment to Omaha, May 25 to 28. **2010** — On disabled list, July 23 to November 9. Traded to the Oakland Athletics for pitchers Vin Mazzaro and Justin Marks, November 10.

## VS. THE AMERICAN LEAGUE

2010		CAREER								
AVG.	AB	H	HR	RBI	vs. TEAM	AVG.	AB	H	HR	RBI
.300	10	3	0	0	Baltimore	.232	142	33	1	9
.375	24	9	0	5	Boston	.252	147	37	3	19
.294	17	5	0	2	Cleveland	.306	363	111	5	40
.205	39	8	0	1	Chicago	.261	395	103	5	37
.350	40	14	1	6	Detroit	.308	344	106	6	46
—	0	0	0	0	Kansas City	—	0	0	0	0
.393	28	11	0	4	Los Angeles	.333	204	68	3	20
.357	37	13	1	4	Minnesota	.319	332	106	11	45
.000	2	0	0	0	New York	.238	122	29	2	9
.154	13	2	0	1	Oakland	.248	161	40	2	9
.360	25	9	1	2	Seattle	.287	230	66	6	32
.154	13	2	0	0	Tampa Bay	.246	187	46	3	19
.250	12	3	1	1	Texas	.305	167	51	4	24
.190	21	4	0	1	Toronto	.235	136	32	1	17

## VS. THE NATIONAL LEAGUE

2010		CAREER								
AVG.	AB	H	HR	RBI	vs. TEAM	AVG.	AB	H	HR	RBI
—	0	0	0	0	Arizona	.359	39	14	2	15
.417	12	5	0	0	Atlanta	.417	12	5	0	0
—	0	0	0	0	Chicago	—	0	0	0	0
.444	9	4	1	4	Cincinnati	.364	33	12	2	7
.364	11	4	0	1	Colorado	.306	49	15	0	3
—	0	0	0	0	Florida	.292	24	7	0	2
.500	14	7	0	1	Houston	.395	43	17	0	3
—	0	0	0	0	Los Angeles	.333	12	4	1	2
—	0	0	0	0	Milwaukee	.423	26	11	0	2
—	0	0	0	0	New York	—	0	0	0	0
—	0	0	0	0	Philadelphia	.500	12	6	0	3
—	0	0	0	0	Pittsburgh	.118	17	2	1	4
—	0	0	0	0	San Diego	.000	5	0	0	0
—	0	0	0	0	San Francisco	.318	22	7	0	4
.462	13	6	0	4	St. Louis	.336	119	40	3	19
.250	12	3	0	0	Washington	.250	12	3	0	0

## MONTHLY BREAKDOWN

2010		CAREER								
AVG.	AB	H	HR	RBI	by MONTH	AVG.	AB	H	HR	RBI
—	0	0	0	0	March	.000	1	0	0	0
.287	94	27	3	11	April	.274	445	122	13	52
.293	99	29	1	8	May	.251	541	136	5	41
.410	100	41	1	16	June	.327	627	205	12	91
.254	59	15	0	2	July	.291	673	196	10	87
—	0	0	0	0	August	.291	581	169	12	62
—	0	0	0	0	September	.289	467	135	9	54
—	0	0	0	0	October	.400	20	8	0	3

## BATTING BREAKDOWN

2010		CAREER								
AVG.	AB	H	HR	RBI	by CATEGORY	AVG.	AB	H	HR	RBI
.354	158	56	2	20	Home	.301	1633	491	27	205
.289	194	56	3	17	Road	.279	1722	480	34	185
.368	117	43	3	13	Day	.291	1018	296	17	113
.294	235	69	2	24	Night	.289	2337	675	44	277
.326	328	107	5	36	Pre-ASG	.289	1876	543	36	221
.208	24	5	0	1	Post-ASG	.289	1479	428	25	169
.258	93	24	2	11	vs. LHP	.275	1049	288	11	106
.340	259	88	3	26	vs. RHP	.296	2306	683	50	284
.287	87	25	0	28	RISP	.312	677	211	5	299
.250	8	2	0	5	Bases Loaded	.368	57	21	1	58
.000	1	0	0	0	Pinch Hitter	.000	6	0	0	0
.333	6	2	0	0	Designated Hitter	.400	10	4	0	0

## BALLPARK BREAKDOWN

	AVG.	AB	H	HR	RBI
Angel Stadium	.273	88	24	1	6
AT&T Park	.250	12	3	0	2
Busch Stadium	.385	52	20	1	5
Camden Yards	.242	66	16	1	5
Chase Field	.400	25	10	2	10
Comerica Park	.340	188	64	4	35
Coors Field	.259	27	7	0	0
Fenway Park	.240	100	24	1	11
Great American	.429	21	9	2	5
Kauffman Stadium	.301	1633	491	27	205
Metrodome	.283	138	39	4	18
Miller Park	.417	12	5	0	0
Minute Maid Park	.316	19	6	0	1
Nationals Park	.250	12	3	0	0
Oakland Coliseum	.250	84	21	2	3
Old Yankee Stadium	.255	55	14	2	6
PETCO Park	.000	5	0	0	0
PNC Park	.083	12	1	1	2
Progressive Field	.276	196	54	2	20
Rangers Ballpark	.277	83	23	3	9
Rogers Centre	.260	73	19	1	6
Safeco Field	.295	95	28	2	10
Sun Life Stadium	.100	10	1	0	0
Target Field	.280	25	7	0	1
Tropicana Field	.259	112	29	3	12
Turner Field	.417	12	5	0	0
U.S. Cellular Field	.242	198	48	2	18
Yankee Stadium	.000	2	0	0	0

## FIELDING STATISTICS

Outfield								
YEAR	PCT.	G	PO	A	E	TC	DP	
2003	1.000	9	2	0	0	2	0	
2004	.984	94	246	3	4	253	0	
2005	.987	119	306	7	4	317	3	
2006	.990	119	287	12	3	302	1	
2007	.990	156	401	5	4	410	0	
2008	.997	133	310	3	1	314	1	
2009	1.000	144	310	13	0	323	3	
2010	1.000	88	183	5	0	188	1	
<b>Totals</b>	<b>.992</b>	<b>862</b>	<b>2045</b>	<b>48</b>	<b>16</b>	<b>2109</b>	<b>9</b>	

## DEJESUS' CAREER BESTS

**Hits:** 4 (nine times), last: June 16, 2010 vs. Houston  
**Home Runs:** 1 (61 times), last: June 13, 2010 at Cincinnati  
**Runs Batted In:** 5, June 15, 2008 at Arizona  
**Stolen Bases:** 2, September 3, 2007 at Texas  
**Hitting Streak:** 19, September 19, 2004-April 8, 2005  
**Hitless Streak (At Bats):** 22, July 30 to August 6, 2005  
**Grand Slams:** 1, June 15, 2008 at Arizona (Micah Owings)  
**Pinch-Hit Home Runs:** None.  
**Inside-The-Park Home Runs:** 3, April 23, 2010 vs. Minnesota (Carl Pavano); September 20, 2008 vs. Chicago-AL (Gavin Floyd); August 14, 2005 vs. Detroit-G#1 (Jason Johnson).  
**Game Ending Home Runs:** 1, July 12, 2008 vs. Seattle (Brandon Morrow).  
**Lead Off Home Runs:** 11 times, last: April 28, 2010 vs. Seattle (Ryan Rowland-Smith).

**RIGHT-HANDED PITCHER****Height/Weight:** 6-0 / 235**Bats/Throws:** Right / Right**Birthdate:** September 19, 1983**Opening Day Age:** 27**Birthplace/Resides:** Junction City, Kansas / Roswell, Georgia**Major League Service:** 3 years, 171 days**Obtained:** Acquired from the Atlanta Braves with Jamie Richmond for Mark Kotsay and cash considerations, January 14, 2008**Contract Status:** First year of a one-year contract through 2011.**CAREER HIGHLIGHTS**

Missed the entire 2009 and 2010 seasons after undergoing “Tommy John” surgery...was acquired by the A’s from Atlanta prior to the 2008 season in the Mark Kotsay trade and posted a 0.59 ERA in 42 appearances with Oakland...since the earned run became an official stat, his ERA was the lowest in Major League history among pitchers with 25 or more innings pitched...was Atlanta’s first round selection in the 2005 draft and spent parts of each of his three professional seasons in the majors with the Braves, compiling a 6.86 ERA in 25 appearances...made his Major League debut Aug. 20, 2005, less than three months after being drafted...also pitched in the NLDS that year against Houston...made 97 career minor league appearances, including four starts, and was 9-9 with 26 saves, a 2.86 ERA and a .202 opponents batting average...had 170 strikeouts in 116.1 innings, an average of 13.16 per nine innings.

**2010 HIGHLIGHTS**

Missed the entire season for the second consecutive year as he continued his rehab from “Tommy John” surgery on his right elbow April 21, 2009...was one of three Oakland pitchers to miss the entire 2010 season due to “Tommy John” surgery along with Josh Outman and John Meloan.

**CAREER**

**2009**—Had “Tommy John” surgery on his right elbow and missed the entire season...made two Spring Training appearances Feb. 26 and March 4 before he was sidelined with right elbow inflammation...returned to make one final spring outing March 27 but began the season on the 60-day disabled list...Dr. James Andrews performed reconstructive surgery on the ulnar collateral ligament in his right elbow April 21...was one of three A’s pitchers to have “Tommy John” surgery in 2009, along with Dan Giese (June 9) and Josh Outman (June 30).

**2008**—The rookie reliever was acquired from Atlanta in the Mark Kotsay trade and posted a 0.59 ERA in 42 relief appearances with the A’s...since the earned run became an official stat (1912 in NL, 1913 in AL), his ERA was the lowest in Major League history among pitchers with 25 or more innings pitched...did not allow a home run in 45.2 innings pitched, which set an Oakland record for most innings pitched in a season without a home run...topped the previous mark of 38.2 innings by Vida Blue in 1970...his innings without a home run were second most among American League relievers in 2008 (Jim Johnson, BAL 68.2 ip)...now has a 61-game, 60.0-inning, 241-batter homerless streak...allowed his last home run April 7, 2006 at San Francisco (Moises Alou)...allowed a .150 opponents batting average, which ranked second lowest among AL relievers (Grant Balfour, TB .143)...it was also second lowest in Oakland history to Jim Roland’s .134 in 1970...allowed just three extra base hits, all doubles, and his .170 opponents slugging percentage was the lowest by a ML reliever since 1953...issued 15 walks for a .225 on-base percentage, which was second lowest among AL relievers in 2008 and third lowest among relievers in Oakland history...struck out 49 batters for a strikeout to walk ratio of 3.27, which was 10<sup>th</sup> best among AL relievers...now has 69 strikeouts in 65.1 career innings (9.51 per nine innings)...first batters faced were 6 for 40 (.150) with a walk, a sacrifice fly (.167 on-base percentage) and no extra base hits (.150 slugging percentage)...the on-base percentage was the lowest among ML relievers, the slugging percentage was third lowest in the AL and the batting average was fifth lowest...now has a .158 (9 for 57) average against first batters in his career...allowed 7 of 22 (31.8%) inherited runners to score...compiled a 6-1 record and tied for sixth among AL relievers in wins...was on the disabled list from May 26 to Aug. 1 with a right elbow inflammation...had a 1.23 ERA and .198 opponents batting average in 18 outings when he went on the DL and then did not allow an earned run while holding the opposition



to a .097 batting average in 24 outings and 23.2 innings after he returned from the DL...his opponents batting average included a .120 mark against right-handed hitters and .197 against left-handers...now has a .158 (22 for 139) career average against righties and .244 (22 for 90) against lefties...allowed a .212 average with runners in scoring position, but that dropped to .118 with RISP and two outs...did not allow an earned run in 16 outings and 17.2 innings during the day...did not allow an earned run in 13 outings and 15.1 innings against AL Central teams...began the season at Triple-A Sacramento and did not allow a run in two outings (2.0 ip, 1 h, 1 bb, 4 so) before he was recalled by Oakland April 10...picked up the win that night at Toronto after tossing scoreless 10<sup>th</sup> and 11<sup>th</sup> innings (2.0 ip, 4 h, 1 so)...allowed all three of his earned runs over 10 outings from April 26 to May 20 (11.0 ip, 2.45 ERA)...did not allow an earned run over his final 26 outings and 26.1 innings beginning May 23...was placed on the DL May 30 retroactive to May 26 and made two rehab appearances with Sacramento July 28 and 31, both starts (2.0 ip, 3 h, 4 r, 3 er, 4 so)...was reinstated from the DL Aug. 2...had a streak of 9.0 consecutive hitless innings from Aug. 14 to Sept. 4...it was the longest hitless streak by an A's reliever since Gene Nelson also had a 9.0 inning streak from July 29-Aug. 10, 1988...the streak ended Sept. 4 at Kansas City when he allowed the game winning RBI single to Joey Gathright in the bottom of the 10<sup>th</sup> inning in the first game of a doubleheader...it was his only loss of the season and it also snapped his scoreless streak at a career high tying 13.2 innings...retired 23 of the 26 batters he faced over an eight-game stretch from Sept. 5 to 21...capped that streak with a scoreless ninth inning Sept. 21 against Seattle for his first ML save.

**2007**—Had six stints with Atlanta and was 1-0 with a 1.08 ERA in 10 relief appearances...was up from May 22 to 25 (no games), June 20 to 22 (one game), July 5 to 18 (two games), Aug. 3 to 7 (one game), Aug. 24 to 27 (one game) and Sept. 19 through the end of the season (five games)...allowed a .241 opponents batting average, which included a .211 mark against right-handed hitters and .300 against left-handers...opponents were 1 for 14 (.071) with runners in scoring position...allowed 1 of 6 (16.7%) inherited runners to score and first batters faced were 1 for 5 (.200) with four walks...recorded his first Major League win Sept. 22 against Milwaukee after escaping a bases loaded jam in the top of the 11th inning in the Braves 4-3 win (0.2 ip, 1 bb)...spent the balance of the season with Double-A Mississippi and Triple-A Richmond where he was a combined 5-4 with 20 saves and a 1.89 ERA in 50 relief appearances...allowed just two home runs in 57.0 innings...walked 19 and struck out 78 for a strikeout to walk ratio of 4.1 and a strikeout per nine inning average of 12.3...allowed a .202 opponents batting average, including .158 against right-handed hitters...converted 20 of 24 (83.3%) save opportunities...was named Pitcher of the Year at Mississippi after going 2-4 with a team leading 16 saves and a 2.06 ERA in 33 relief appearances...also went 3-0 with four saves, a 1.64 ERA and a .188 opponents batting average at Richmond...made six playoff appearances for Richmond and was 0-0 with four saves and a 3.68 ERA to help the Braves to the International League Championship.

**2006**—Pitched at four different levels in the Braves organization, including 10 games with Atlanta...posted a 9.95 ERA in two stints with the Braves...allowed 3 of 9 (33.3%) inherited runners to score and first batters faced were 1 for 7 (.143) with two walks and a hit by pitch...made two appearances during his first stint from April 6 to 10 and allowed seven runs in 1.0 inning...made his season debut April 7 at San Francisco and allowed three runs in 0.1 inning, including a pinch-homer to Moises Alou...allowed four runs on three hits, four walks and two wild pitches in two-thirds of an inning the next day against the Giants...returned when rosters expanded Sept. 1 and did not allow a run in eight outings (5.1 ip)...pitched one scoreless inning in each game of the Sept. 2 doubleheader at Philadelphia...was a combined 3-3 with a 4.30 ERA in 20 appearances, two starts, at Triple-A Richmond, Single-A Myrtle Beach and Double-A Mississippi...made one appearance with Richmond April 13, was sent to extended spring training April 17 and was transferred to Myrtle Beach June 21...went 1-3 with a 5.89 ERA in 13 games, two starts, with the Pelicans...allowed a .203 opponents batting average, including .105 against right-handers...was transferred to Mississippi Aug. 12 and was 2-0 with a 0.82 ERA and .065 opponents batting average in six games at Double-A...was named the ninth-best prospect in the Braves' organization following the season by *Baseball America*...pitched for Peoria in the Arizona Fall League and had two saves and a 4.50 ERA in seven relief appearances.

**2005**—Was the Braves' top selection (27th overall) in the 2005 draft out of North Carolina State and became the first Brave since Bob Horner in 1978 to reach the majors the same season he was drafted...began his professional career at Single-A Myrtle Beach, where he was 0-0 with one save and a 0.00 ERA in four games...made his first appearance with Double-A Mississippi July 4...at the time of his

promotion to Atlanta Aug. 20, he was 1-1 with five saves and a 2.70 ERA in 18 games...made his Major League debut in the 12th inning Aug. 20 against San Diego and allowed a grand slam to Xavier Nady in the 13th...allowed another grand slam to Chicago's Jeremy Burnitz in the fourth inning of his next outing Aug. 23...according to the Elias Sports Bureau, he became the first pitcher in major league history to allow a grand slam in each of his first two career games...tallied his first career strikeout (Ryan Shealy) in the ninth inning against Colorado Sept. 27...ended up making five regular season appearances for Atlanta and was 0-1 with a 12.60 ERA...also made three postseason appearances in the NLDS against Houston and posted a 10.80 ERA...in Game 4, he threw a scoreless 17th inning with two strikeouts before allowing Chris Burke's series-ending homer in the bottom of the 18th inning.

## PERSONAL/MISCELLANEOUS

Joseph N. Devine was originally signed by Atlanta scout Billy Best...graduated in 2002 from Junction City (Kan.) High School...earned all-state recognition as a senior and was all-conference all four years...also earned first team all-conference honors as a junior and senior in football...attended North Carolina State University, where he became the school's all-time saves leader with 24...earned All-America honors as a freshman and sophomore...went 5-3 with 12 saves and a 2.03 ERA as a junior in 2005, fanning 72 batters and walking just 10 in 48.2 innings pitched...is married, Erin.

## LIFETIME PITCHING RECORD

Year	Club	W	L	ERA	G	GS	CG	SHO	SV	IP	H	R	ER	HR	HB	BB	IBB	SO	WP	BK
2005	Myrtle Beach	0	0	0.00	4	0	0	0	1	5.0	0	0	0	0	1	3	0	7	0	0
	Mississippi	1	1	2.70	18	0	0	0	5	20.0	19	13	6	2	5	12	0	28	1	0
	ATLANTA	0	1	12.60	5	0	0	0	0	5.0	6	7	7	2	0	5	1	3	0	0
	Richmond	0	0	18.00	1	0	0	0	0	1.0	3	2	2	0	0	1	0	1	0	0
2006	ATLANTA	0	0	9.95	10	0	0	0	0	6.1	8	7	7	1	1	9	1	10	4	1
	Richmond	0	0	0.00	1	0	0	0	0	0.0	1	1	1	0	0	1	0	0	0	0
	Myrtle Beach	1	3	5.89	13	2	0	0	0	18.1	13	12	12	1	1	11	0	28	4	0
	Mississippi	2	0	0.82	6	0	0	0	0	11.0	2	1	1	1	0	4	0	20	0	0
2007	Mississippi	2	4	2.06	33	0	0	0	16	35.0	26	9	8	1	4	13	0	51	4	0
	ATLANTA	1	0	1.08	10	0	0	0	0	8.1	7	1	1	0	0	8	2	7	1	0
	Richmond	3	0	1.64	17	0	0	0	4	22.0	15	5	4	1	0	6	0	27	0	0
2008	Sacramento	0	1	6.75	4	2	0	0	0	4.0	4	4	3	1	0	1	0	8	0	0
	OAKLAND	6	1	0.59	42	0	0	0	1	45.2	23	7	3	0	0	15	2	49	0	0
2009	OAKLAND	(Injured — did not pitch)																		
2010	OAKLAND	(Injured — did not pitch)																		
<b>AL Totals</b>		<b>6</b>	<b>1</b>	<b>0.59</b>	<b>42</b>	<b>0</b>	<b>0</b>	<b>0</b>	<b>1</b>	<b>45.2</b>	<b>23</b>	<b>7</b>	<b>3</b>	<b>0</b>	<b>0</b>	<b>15</b>	<b>2</b>	<b>49</b>	<b>0</b>	<b>0</b>
<b>NL Totals</b>		<b>1</b>	<b>1</b>	<b>6.86</b>	<b>25</b>	<b>0</b>	<b>0</b>	<b>0</b>	<b>0</b>	<b>19.2</b>	<b>21</b>	<b>15</b>	<b>15</b>	<b>3</b>	<b>1</b>	<b>22</b>	<b>4</b>	<b>20</b>	<b>5</b>	<b>1</b>
<b>ML Totals</b>		<b>7</b>	<b>2</b>	<b>2.48</b>	<b>67</b>	<b>0</b>	<b>0</b>	<b>0</b>	<b>1</b>	<b>65.1</b>	<b>44</b>	<b>22</b>	<b>18</b>	<b>3</b>	<b>1</b>	<b>37</b>	<b>6</b>	<b>69</b>	<b>5</b>	<b>1</b>

## CAREER TRANSACTIONS

**2005** — Selected by the Atlanta Braves in the 1st round (27th selection overall) of the First-Year Player Draft. **2008** — Traded to the Oakland Athletics with pitcher Jamie Richmond for outfielder Mark Kotsay and cash, January 14. On disabled list, May 26 to August 1; included rehabilitation assignment to Sacramento, July 28 to August 1. **2009** — On disabled list, April 4 to November 4. **2010** — On disabled list, March 26 to November 3.

## DIVISION SERIES RECORD

Year	Club/Opp.	W	L	ERA	G	GS	CG	SHO	SV	IP	H	R	ER	HR	HB	BB	IBB	SO	WP	BK
2005	ATL vs. HOU	0	1	10.80	3	0	0	0	0	1.2	3	2	2	1	1	1	1	3	0	0

## VS. THE AMERICAN LEAGUE

2010		CAREER												
ERA	W	L	S	G	IP	ER	vs. TEAM	ERA	W	L	S	G	IP	ER
—	0	0	0	0	0.0	0	Baltimore	0.00	1	0	0	3	3.0	0
—	0	0	0	0	0.0	0	Boston	0.00	0	0	0	4	3.2	0
—	0	0	0	0	0.0	0	Chicago	0.00	0	0	0	2	2.1	0
—	0	0	0	0	0.0	0	Cleveland	0.00	0	0	0	2	2.1	0
—	0	0	0	0	0.0	0	Detroit	0.00	1	0	0	3	3.1	0
—	0	0	0	0	0.0	0	Kansas City	0.00	1	1	0	3	4.1	0
—	0	0	0	0	0.0	0	Los Angeles	0.00	0	0	0	3	2.2	0
—	0	0	0	0	0.0	0	Minnesota	0.00	1	0	0	3	3.0	0
—	0	0	0	0	0.0	0	New York	—	0	0	0	0	0.0	0
—	0	0	0	0	0.0	0	Oakland	—	0	0	0	0	0.0	0
—	0	0	0	0	0.0	0	Seattle	1.29	0	0	1	7	7.0	1
—	0	0	0	0	0.0	0	Tampa Bay	4.91	0	0	0	4	3.2	2
—	0	0	0	0	0.0	0	Texas	0.00	1	0	0	5	5.2	0
—	0	0	0	0	0.0	0	Toronto	0.00	1	0	0	3	4.1	0

## VS. THE NATIONAL LEAGUE

2010		CAREER												
ERA	W	L	S	G	IP	ER	vs. TEAM	ERA	W	L	S	G	IP	ER
—	0	0	0	0	0.0	0	Arizona	—	0	0	0	0	0.0	0
—	0	0	0	0	0.0	0	Atlanta	0.00	0	0	0	1	1.1	0
—	0	0	0	0	0.0	0	Chicago	40.50	0	0	0	2	0.2	3
—	0	0	0	0	0.0	0	Cincinnati	9.00	0	0	0	1	1.0	1
—	0	0	0	0	0.0	0	Colorado	0.00	0	0	0	3	2.1	0
—	0	0	0	0	0.0	0	Florida	0.00	0	0	0	2	2.0	0
—	0	0	0	0	0.0	0	Houston	0.00	0	0	0	2	0.2	0
—	0	0	0	0	0.0	0	Los Angeles	—	0	0	0	0	0.0	0
—	0	0	0	0	0.0	0	Milwaukee	0.00	1	0	0	2	1.2	0
—	0	0	0	0	0.0	0	New York	0.00	0	0	0	2	1.1	0
—	0	0	0	0	0.0	0	Philadelphia	0.00	0	0	0	4	3.2	0
—	0	0	0	0	0.0	0	Pittsburgh	—	0	0	0	0	0.0	0
—	0	0	0	0	0.0	0	St. Louis	0.00	0	0	0	1	1.0	0
—	0	0	0	0	0.0	0	San Diego	13.50	0	1	0	2	2.2	4
—	0	0	0	0	0.0	0	San Francisco	63.00	0	0	0	2	1.0	7
—	0	0	0	0	0.0	0	Washington	0.00	0	0	0	1	0.2	0

## MONTHLY BREAKDOWN

2010		CAREER												
ERA	W	L	S	G	IP	ER	by MONTH	ERA	W	L	S	G	IP	ER
—	0	0	0	0	0.0	0	April	6.55	2	0	0	10	11.0	8
—	0	0	0	0	0.0	0	May	1.50	1	0	0	10	12.0	2
—	0	0	0	0	0.0	0	June	0.00	0	0	0	1	1.0	0
—	0	0	0	0	0.0	0	July	4.50	0	0	0	2	2.0	1
—	0	0	0	0	0.0	0	August	4.02	1	1	0	16	15.2	7
—	0	0	0	0	0.0	0	September	0.00	3	1	1	27	22.2	0
—	0	0	0	0	0.0	0	October	0.00	0	0	0	1	1.0	0

## PITCHING BREAKDOWN

2010		CAREER												
ERA	W	L	S	G	IP	ER	by CATEGORY	ERA	W	L	S	G	IP	ER
—	0	0	0	0	0.0	0	Home	2.12	5	1	1	29	29.2	7
—	0	0	0	0	0.0	0	Road	2.78	2	1	0	38	35.2	11
—	0	0	0	0	0.0	0	Day	2.81	3	1	1	25	25.2	8
—	0	0	0	0	0.0	0	Night	2.27	4	1	0	42	39.2	10
—	0	0	0	0	0.0	0	Pre-ASG	3.60	3	0	0	22	25.0	10
—	0	0	0	0	0.0	0	Post-ASG	1.79	4	2	1	45	40.1	8
—	0	0	0	0	0.0	0	Starter	—	0	0	0	0	0.0	0
—	0	0	0	0	0.0	0	Reliever	2.48	7	2	1	67	65.1	18

## BALLPARK BREAKDOWN

	ERA	W	L	S	G	IP	ER
Angel Stadium	0.00	0	0	0	2	1.2	0
AT&T Park	63.00	0	0	0	2	1.0	7
Busch Stadium	0.00	0	0	0	1	1.0	0
Camden Yards	0.00	0	0	0	1	0.2	0
Citizens Bank Park	0.00	0	0	0	3	3.0	0
Coliseum	0.87	4	0	1	19	20.2	2
Comerica Park	0.00	1	0	0	3	3.1	0
Coors Field	0.00	0	0	0	1	0.1	0
Dolphin Stadium	0.00	0	0	0	2	2.0	0
Fenway Park	0.00	0	0	0	1	0.0	0
Kauffman Stadium	0.00	0	1	0	2	2.1	0
Metrodome	0.00	0	0	0	1	1.0	0
Minute Maid Park	0.00	0	0	0	2	0.2	0
PETCO Park	0.00	0	0	0	1	1.0	0
Progressive Field	0.00	0	0	0	2	2.1	0
Rangers Ballpark	0.00	0	0	0	2	2.2	0
RFK Stadium	0.00	0	0	0	1	0.2	0
Rogers Centre	0.00	1	0	0	3	4.1	0
Safeco Field	2.25	0	0	0	4	4.0	1
Shea Stadium	0.00	0	0	0	1	0.2	0
Turner Field	4.35	1	1	0	11	10.1	5
U.S. Cellular Field	0.00	0	0	0	1	1.1	0
Wrigley Field	81.00	0	0	0	1	0.1	3

## FIELDING STATISTICS

Pitcher	Year	Pct.	G	PO	A	E	TC	DP
2005	1,000	5	0	1	0	1	0	0
2006	—	10	0	0	0	0	0	0
2007	—	10	0	0	0	0	0	0
2008	1,000	42	2	1	0	3	0	0
<b>Totals</b>	<b>1,000</b>	<b>67</b>	<b>2</b>	<b>2</b>	<b>0</b>	<b>4</b>	<b>0</b>	<b>0</b>

## DEVINE'S CAREER BESTS

**Low Hit Complete Game:** None

**Innings Pitched:** 2.0 (three times), last: May 23, 2008 vs. Boston

**Strikeouts:** 3 (three times), last: August 10, 2008 at Detroit

**Longest Winning Streak:** 5, September 22, 2007 to August 28, 2008

**Longest Losing Streak:** 1 (twice), last: September 4, 2008

**Longest Scoreless Streak:** 13.2 (twice), last: August 6 to September 4, 2008

**CATCHER****Height/Weight:** 6-0 / 221**Birthdate:** December 8, 1985**Birthplace/Resides:** Pensacola, Florida / Daphne, Alabama**Major League Service:** 37 days**Obtained:** Acquired from the Chicago Cubs with pitcher Sean Gallagher, infielder Eric Patterson and outfielder Matt Murton for pitchers Rich Harden and Chad Gaudin, July 8, 2008**Contract Status:** First year of a one-year contract through 2011**Bats/Throws:** Right / Right**Opening Day Age:** 25**CAREER HIGHLIGHTS**

Was acquired from the Chicago Cubs organization in the Rich Harden trade in July of 2008 and made his Major League debut with the A's in 2010, his fourth professional season...hit a career-high 18 home runs in his Triple-A debut with Sacramento in 2010...has a .272 (255 for 937) batting average with 64 doubles, four triples, 36 home runs and 197 RBI in 257 games in the A's farm system...has a .271 (364 for 1345) career average with 51 home runs and 255 RBI in 373 games in four seasons in the minors...played for league champions at Midland in 2009, Stockton in 2008 and Phoenix in the Arizona Fall League in 2008...was originally drafted by the Cubs as a compensation pick following the first round of the 2007 draft.

**2010 HIGHLIGHTS**

Made his Major League debut in 2010, batting .156 with a home run and four RBI in 14 games over two stints with Oakland...hit .250 (5 for 20) against left-handed pitching, went 0-for-12 against right-handers...hit .143 with the bases empty and .250 with runners in scoring position...appeared in seven games, including five starts, at catcher and two games, one start, at first base...also started three games at designated hitter and was 1 for 4 (.250) with an RBI as a pinch hitter...tossed out 2 of 6 (33.3%) attempted base stealers...was selected from Triple-A Sacramento April 30 and made his ML debut that night at Toronto, striking out as a pinch hitter in the eighth inning...started at catcher the next day, hitting a two-run home run off Dana Eveland in the fourth inning May 1 at Toronto for his first big league hit...then went 0 for his next 17 before singling in the fourth inning May 13 at Texas...had his first career multiple-hit game May 14 at Los Angeles...was batting .154 with a home run and three RBI in 10 games, seven starts (five at catcher, two at designated hitter) when he was optioned back to Sacramento May 16...returned to Oakland following the conclusion of the River Cats' season Sept. 14 and went 1 for 6 (.167) with a RBI in four games, including one start each at designated hitter and first base.

**SACRAMENTO:** Spent the balance of the season at Sacramento where he batted .238 with 18 home runs and 67 RBI in 86 games in his Triple-A debut...the home runs were a career-high but the batting average was a career low...hit .239 (51 for 213) against right-handed pitching, .235 (19 for 81) against left-handers...had a .187 batting average with the bases empty and hit .292 with 12 of his 18 home runs with runners on base...batted .206 at home and .268 with 12 of his 18 home runs on the road...appeared in 64 games at catcher, eight at third base, three at first base and one in left field...tossed out 33 of 84 (39.3%) attempted base stealers...hit in every spot in the order except first and ninth, seeing his most action with 27 games in the seven spot...also hit .272 in 24 games batting third...hit eight of his 18 home runs in the seventh inning or later...had his first of two two-homer games and his first of five four-RBI contests April 23 against Portland...had a season-high four hits, including two doubles, and drove in four runs April 27 at Las Vegas...that was his final Triple-A contest before he was called up by Oakland April 30...was batting .269 with five doubles, four home runs and 19 RBI in 18 games at the time of his promotion...hit .333 with two home runs and 11 RBI over his first 12 games following his May 16 option...that gave him a .296 average, six home runs and 30 RBI in 30 games through the end of May...then hit a combined .193 with 12 home runs and 37 RBI in 54 games from June 1 through Aug. 3...had his second two-homer game and drove in four runs July 6 at Reno...was named to the Pacific Coast League Midseason All-Star Team at catcher...struck out in his only at-bat against the International League All-Stars, July 14...had a grand slam, July 20 against Colorado Springs...snapped a 0-for-23 streak with a fourth-inning home run, July 30 against Colorado Springs...was on the disabled list from

Aug. 4 to Sept. 2 with a sprained right knee...went 3 for 8 (.375) with a pair of doubles over his final two regular season games, then went 0-for-11 with a RBI in three postseason games.

## CAREER

**2009**—Batted .270 with nine home runs and 91 RBI in 124 games for the Texas League Champion Midland RockHounds...added 80 walks for a .379 on-base percentage...ranked second in the Texas League in doubles (37), tied for third in walks and fifth in RBI...was second in the A's farm system in walks, third in doubles, tied for third in RBI, seventh in on-base percentage, eighth in extra base hits (47), ninth in total bases (189) and 10th in hits (123)...was named to the Texas League Midseason All-Star team...hit .288 with four home runs in 132 at bats against left-handed pitching and .263 with five home runs in 323 at bats against right-handers...his average improved to .340 with runners in scoring position...appeared in 102 games at catcher, 15 at third base and four at first base...led TL catchers in total chances (741), assists (80), errors (16) and passed balls (17) and tied for the lead in games caught...tossed out 38 of 96 (39.6%) attempted base stealers, which was second best in the TL...got off to a slow start, batting .167 over his first 12 games and .227 overall for the month of April...then hit .340 with 12 doubles, four home runs, 22 RBI and 20 runs scored in 26 games in May, all his best one-month figures in 2009...had a season high four RBI May 11 against Frisco...went 4 for 6 with two doubles, a home run and a walk May 30 at Tulsa, his lone four-hit game of the season...that boosted his average to a season high .295 but he would go on to hit .217 in June...was hitless in six consecutive games from June 6 to 12 (0 for 19)...played for the South squad in the Texas League All-Star Game July 1 at Frisco and went 1 for 2 with a run scored...matched his season high with four RBI July 22 against Corpus Christi...finished July with a .288 batting average but added 26 walks in 24 games for a .462 on-base percentage...batted .250 (8 for 32) with two doubles, three home runs, six RBI, five walks and five runs scored in eight postseason games for Midland.

**2008**—Began the season at Single-A Peoria in the Chicago Cubs organization but was traded to Oakland July 8 in the Rich Harden deal and finished the year at Single-A Stockton...hit .217 with six home runs and 23 RBI in 63 games at Peoria but then went on to bat .330 with nine home runs and 39 RBI in 47 games with Stockton...combined for a .267 batting average, 15 home runs and 62 RBI in 110 games overall...batted .297 against left-handed pitching and .258 against right-handers...hit .197 with runners in scoring position at Peoria and .355 at Stockton...appeared in 94 games at catcher and tossed out 41 of 112 (36.6%) attempted base stealers...also appeared in three games at third base and two at first base, all with Stockton...was hitting .198 as late as June 5...then went 18 for 68 (.265) over his final 18 games with Peoria...was traded with pitcher Sean Gallagher, infielder Eric Patterson and outfielder Matt Murton to the Oakland A's for pitchers Rich Harden and Chad Gaudin, July 8...was assigned to Single-A Stockton...reached base safely via hit or walk in each of his first 34 games with the Ports...hit .374 with 15 walks (.446 on-base percentage) over that stretch from July 10 to Aug. 17...reached safely in 43 of 47 games overall with Stockton...had a grand slam July 13 against San Jose...had a season best seven-game hitting streak from July 25 to Aug. 2...hit .452 with 11 runs scored, three doubles, two home runs and 13 RBI during the streak...had back-to-back games with three hits and four RBI July 29 and 30 at Modesto...batted .413 (19 for 46) with four doubles, a triple, four home runs, eight RBI, nine runs scored and 10 walks (.518 on-base percentage) in 12 postseason games to lead Stockton to the California League Championship...then played for Arizona Fall League Champion Phoenix Desert Dogs and batted .288 with four home runs and 21 RBI in 29 games...appeared exclusively at first base on defense (27 games)...went 3 for 5 with a home run and four RBI in the AFL Championship Game.

**2007**—Made his professional debut and combined to bat .335 in 53 games for the Cubs affiliate in the Arizona Rookie League and Single-A Boise...named a Short-Season All-Star by *Baseball America* after ranking third among all Short-Season leagues in on-base percentage (.460) and ninth in slugging percentage (.590)...led the Northwest League in on-base percentage (.470)...topped NL catchers with a .990 fielding percentage and tied for the lead with five double plays...tossed out 23 of 58 (39.7%) attempted base stealers, which ranked second best in the league...began his professional career in the Arizona Rookie League before he was transferred to Boise July 2...batted .452 against left-handed pitching and .321 against right-handers...hit .358 with runners in scoring position...was named the seventh best Cubs prospect by *Baseball America* following the season.

## PERSONAL/MISCELLANEOUS

Joshua Adam Donaldson was originally signed by Cubs scout Bob Rossi...was selected as a sandwich pick following the first round of the 2007 draft as compensation for the loss of free agent Juan Pierre...in his three-year career at Auburn University in Alabama, he hit 28 home runs and batted .307...in 2007, he led the Tigers with a .349 batting average and 54 RBI...in 2006, he led the team with 10 long balls...selected as the third baseman for the NCAA All-Region Tournament Team in 2005...named AISA Player of the Year and Alabama Gatorade Player of the Year during senior year at Faith Academy.

### LIFETIME PLAYING RECORD

Year	Club	AVG.	G	AB	R	H	2B	3B	HR	RBI	SH	SF	HP	BB	SO	SB	CS	SLG	OBP	E
2007	AZL Cubs	.182	4	11	1	2	2	0	0	0	0	0	2	4	0	1	.364	.308	1	
	Boise	.346	49	162	37	56	11	2	9	35	0	1	2	37	34	6	2	.605	.470	4
2008	Peoria	.217	63	235	27	51	13	0	6	23	0	0	2	17	41	7	1	.349	.276	8
	Stockton	.330	47	188	37	62	13	2	9	39	0	0	2	17	29	0	2	.564	.391	10
2009	Midland	.270	124	455	67	123	37	1	9	91	3	2	1	80	92	7	2	.415	.379	20
2010	Sacramento	.238	86	294	52	70	14	1	18	67	0	7	2	45	79	3	1	.476	.336	9
	OAKLAND	.156	14	32	1	5	1	0	1	4	0	0	0	2	12	0	0	.281	.206	2
<b>ML Totals</b>		<b>.156</b>	<b>14</b>	<b>32</b>	<b>1</b>	<b>5</b>	<b>1</b>	<b>0</b>	<b>1</b>	<b>4</b>	<b>0</b>	<b>0</b>	<b>0</b>	<b>2</b>	<b>12</b>	<b>0</b>	<b>0</b>	<b>.281</b>	<b>.206</b>	<b>2</b>

### CAREER TRANSACTIONS

**2007** — Selected by the Chicago Cubs organization as a compensation pick following the 1st round (48th selection overall) of the First-Year Player Draft. **2008** — Traded to the Oakland Athletics with pitcher Sean Gallagher, infielder Eric Patterson and outfielder Matt Murton for pitchers Rich Harden and Chad Gaudin, July 8.

### VS. THE AMERICAN LEAGUE

2010					CAREER					
AVG.	AB	H	HR	RBI	vs. TEAM	AVG.	AB	H	HR	RBI
.000	1	0	0	0	Chicago	.000	1	0	0	0
.667	3	2	0	0	Los Angeles	.667	3	2	0	0
.000	1	0	0	0	Minnesota	.000	1	0	0	0
.000	2	0	0	0	Seattle	.000	2	0	0	0
.000	3	0	0	0	Tampa Bay	.000	3	0	0	0
.154	13	2	0	2	Texas	.154	13	2	0	2
.111	9	1	1	2	Toronto	.111	9	1	1	2

### BALLPARK BREAKDOWN

	AVG.	AB	H	HR	RBI
Angel Stadium	.667	3	2	0	0
Ballpark in Arlington	.111	9	1	0	1
Oakland Coliseum	.125	8	1	0	1
Rogers Centre	.111	9	1	1	2
Safeco Field	.000	2	0	0	0
Target Field	.000	1	0	0	0

### FIELDING STATISTICS

#### Catcher

YEAR	PCT.	G	PO	A	E	TC	DP	PB
2010	.979	7	44	3	1	48	0	1
<b>Totals</b>	<b>.979</b>	<b>7</b>	<b>44</b>	<b>3</b>	<b>1</b>	<b>48</b>	<b>0</b>	<b>1</b>

#### First Base

YEAR	PCT.	G	PO	A	E	TC	DP
2010	.667	2	2	0	1	3	1
<b>Totals</b>	<b>.667</b>	<b>2</b>	<b>2</b>	<b>0</b>	<b>1</b>	<b>3</b>	<b>1</b>

### DONALDSON'S CAREER BESTS

Hits: 2, May 14, 2010 at Los Angeles (AL)

Home Runs: 1, May 1, 2010 at Toronto

Runs Batted In: 2, May 1, 2010 at Toronto

Stolen Bases: None

Hitting Streak: 2, May 13 to 14, 2010

Hitless Streak (At Bats): 17, May 1 to 13, 2010

Grand Slams: None

Pinch-Hit Home Runs: None.

Inside-The-Park Home Runs: None.

Game Ending Home Runs: None.

Lead Off Home Runs: None.

### BATTING BREAKDOWN

2010					CAREER					
AVG.	AB	H	HR	RBI	by CATEGORY	AVG.	AB	H	HR	RBI
.125	8	1	0	1	Home	.125	8	1	0	1
.167	24	4	1	3	Road	.167	24	4	1	3
.167	18	3	1	4	Day	.167	18	3	1	4
.143	14	2	0	0	Night	.143	14	2	0	0
.154	26	4	1	3	Pre-ASG	.154	26	4	1	3
.167	6	1	0	1	Post-ASG	.167	6	1	0	1
.250	20	5	1	4	vs. LHP	.250	20	5	1	4
.000	12	0	0	0	vs. RHP	.000	12	0	0	0
.250	12	3	1	4	RISP	.250	12	3	1	4
.500	2	1	0	1	Bases Loaded	.500	2	1	0	1
.250	4	1	0	1	Pinch Hitter	.250	4	1	0	1
.250	8	2	0	0	Designated Hitter	.250	8	2	0	0

**INFIELDER****Height/Weight:** 6-3 / 212**Bats/Throws:** Left / Left**Birthdate:** September 26, 1986**Opening Day Age:** 24**Birthplace/Resides:** Rapid City, South Dakota / Tabernacle, New Jersey**Major League Service:** None**Obtained:** Selected as a compensation pick following the first round (41st selection overall) of the 2007 First-Year Player Draft**Contract Status:** First year of a one-year contract through 2011**CAREER HIGHLIGHTS**

Has missed most of the last two seasons due to knee problems...is a .272 (239 for 879) hitter with 58 doubles, 30 home runs and 138 RBI in 233 games as a professional...was named the A's 10th best prospect by *Baseball America* following the 2009 season...led the A's farm system in hits (153) and doubles (40) in 2008...was also named to the midseason California League All-Star Team that year while playing for Stockton...played for the Arizona Fall League Champion Phoenix Desert Dogs in 2008.

**2010 HIGHLIGHTS**

Spent the entire season on the disabled list at Triple-A Sacramento as he recovered from knee surgery to repair a tear in his left patella tendon...was added to the 40-man roster Nov. 19.

**CAREER**

**2009**—Appeared in just 28 games in his first season at Triple-A Sacramento because of knee problems...batted .267 with four home runs and 14 RBI...added 15 walks for a .364 on-base percentage...hit .333 against left-handed pitching and .232 against right-handers...batted .317 at home and .190 on the road...did not commit an error in 24 games in right field and three at third base...had three assists as an outfielder...batted .341 with one home run and seven RBI over his first 10 games and .219 with three home runs and seven RBI over his final 18 contests...had a grand slam and a season high five RBI April 18 at Tacoma...homered twice and drove in four runs April 27 against Los Vegas...was placed on the disabled list May 9 with a strained right knee and missed the remainder of the season...was named the A's 10th best prospect by *Baseball America* following the season.

**2008**—Split his first full professional season between Single-A Stockton and Double-A Midland and batted a combined .286 with 40 doubles, three triples, 22 home runs and 91 RBI in 137 games...tied for ninth in all of minor league baseball with 65 extra base hits...led the A's farm system in hits (153) and doubles, ranked second in extra base hits and total bases (265), tied for second in runs (89), tied for third in RBI, tied for fourth in walks (63) and tied for fifth in home runs...had a .305 batting average in 86 games at Stockton, which ranked 10th in the California League...led the CL in intentional walks (7), ranked third in slugging percentage (.560) and at bats per home run ratio (18.56) and fifth in on-base percentage (.385)...with both clubs, he combined for a .290 batting average against left-handed pitching and .285 against right-handers...hit .321 when leading off an inning...appeared in 107 games at first base, 17 in right field and eight in left field...began the year at Stockton where he hit .305 with 18 home runs and 61 RBI in 86 games...added 46 walks for a .385 on-base percentage...ranked second on the club in home runs and RBI despite spending the last month and a half of the season with Midland...was named the Best Batting Prospect and Best Defensive First Baseman in the California League by *Baseball America*...batted .341 at home...hit .368 with 12 home runs and 43 RBI over his first 43 games through May 19 and .246 with six home runs and 18 RBI over his final 43 games before his promotion to Midland...went 4 for 4 in the second game of the season April 4 against Modesto...had two two-homer games over a 10-game span April 10 at Modesto and April 19 against Rancho Cucamonga...had a season high five RBI against Modesto...had his second four-hit game of the season May 11 at Bakersfield and then connected for a grand slam the next day at Lake Elsinore...named to the midseason California League All-Star Team and went 0 for 3 with a walk in a start at first base in the All-Star Game against the Carolina League June 24...was transferred to Midland July 10 and batted .254 with four home runs and 30 RBI in 51 games with the RockHounds...hit all four of his home runs over a seven-game stretch from July 25 to 31...had a season high tying nine game hitting streak from August 16 to 23, going 13

for 34 (.382) with seven doubles...played for the Arizona Fall League Champion Phoenix Desert Dogs following the season and hit .293 with eight home runs and 26 RBI in 32 games...tied for third in the AFL in home runs and was named to the AFL All-Prospects Team as an outfielder.

**2007**—Made his professional debut with Single-A Vancouver of the Northwest League and batted .283 with no home runs and four RBI in 13 games before he was transferred to Kane County of the Midwest League July 3...hit .233 in with four home runs and 29 RBI in 55 games with the Cougars and combined for a .243 batting average, four home runs and 33 RBI in 68 games overall...hit .272 against left-handed pitching and .235 against right-handers...appeared exclusively at first base on defense (62 games)...went 3 for 5 with a double and two runs scored in his first game June 20 against Tri-Cities...hit his first professional home run July 13 at South Bend while playing for Kane County...hit a grand slam August 20 at Beloit.

## PERSONAL/MISCELLANEOUS

Sean Robert Doolittle was originally signed by A's scout Neil Avent...was drafted by the A's as a compensation pick for the loss of free agent Frank Thomas...graduated from Shawnee (NJ) High School...attended the University of Virginia and left as the school's career RBI leader (167)...also compiled 21 wins as a pitcher, which is the best in Cavaliers history...named ACC Player of the Year as a sophomore in 2006 and also earned All-ACC honors in 2007.

## LIFETIME PLAYING RECORD

Year	Club	AVG.	G	AB	R	H	2B	3B	HR	RBI	SH	SF	HP	BB	SO	SB	CS	SLG	OBP	E
2007	Vancouver	.283	13	46	6	13	3	0	0	4	0	0	2	9	10	0	0	.348	.421	1
	Kane County	.233	55	193	23	45	10	0	4	29	0	3	2	24	40	1	0	.347	.320	3
2008	Stockton	.305	86	334	64	102	25	3	18	61	0	4	0	46	99	7	3	.560	.385	4
	Midland	.254	51	201	25	51	15	0	4	30	0	1	0	17	54	1	1	.388	.311	7
2009	Sacramento	.267	28	105	17	28	5	1	4	14	0	0	1	15	23	0	1	.448	.364	0
2010	Sacramento																			

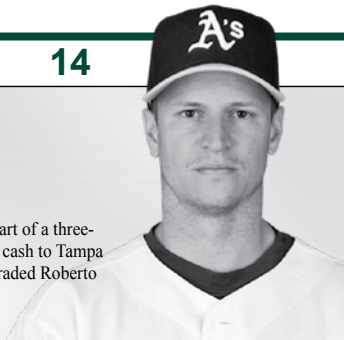
(Injured — Did not play)

## CAREER TRANSACTIONS

**2004** — Selected by the Atlanta Braves organization in the 39th round of the First-Year Player Draft, did not sign.

**2007** — Selected by the Oakland Athletics organization as a compensation pick following the 1st round of the First-Year Player Draft.



**SECOND BASEMAN****Height/Weight:** 5-10 / 185**Birthdate:** June 6, 1977**Birthplace/Resides:** Rapid City, South Dakota / Scottsdale, Arizona**Major League Service:** 8 years, 136 days**Obtained:** Acquired from Kansas City with Johnny Damon and cash as part of a three-team, seven-player deal, January 8, 2001. The A's traded Ben Grieve and cash to Tampa Bay and A.J. Hinch, Angel Berroa and cash to Kansas City. Tampa Bay traded Roberto Hernandez to Kansas City and Cory Lidle to Oakland.**Contract Status:** Third year of a three-year contract through 2011.**Bats/Throws:** Right / Right**Opening Day Age:** 33**CAREER HIGHLIGHTS**

Completed his eighth season with the A's in 2010 and holds the Oakland record for games played as a second baseman (962)... is the Athletics' franchise leader for home runs as a second baseman (83)... has led Major League second basemen in fielding twice in the last five years and has a .990 career fielding percentage, which is second best in ML history among second basemen with 750 or more games... has yet to win a Gold Glove... has 21 career triples, which is tied for ninth in Oakland history, and 193 doubles, which is 10th best... hit the fifth walk-off grand slam in Oakland history June 8, 2008 against Los Angeles... set an Athletics franchise record for second basemen with a 102-game errorless streak from May 14 to Sept. 10, 2007... set what was then a Major League record for fielding percentage by a second baseman in 2006 with a mark of .997... hit a career-high .316 in 2005 after missing the entire 2004 season with a torn labrum in his right shoulder... was named to the Topps Major League Rookie All-Star Team as the second baseman in 2002... was acquired by the A's from Kansas City prior to the 2001 season in the trade that also netted the A's Johnny Damon and Cory Lidle.

**MLB HIGHEST FIELDING PERCENTAGE BY A SECOND BASEMAN**

.9927	Placido Polanco, 1998-present
<b>.9900</b>	<b>Mark Ellis, 2002-present</b>
.9894	Ryne Sandberg, 1981-1997
.9890	Mark Loretta, 1995-2009
.9890	Tom Herr, 1979-91
<i>(min. 750 games at second base, source: Stats, Inc.)</i>	

**2010 HIGHLIGHTS**

Led the A's in batting for the second time in the last six seasons as he hit .291 in 124 games... the average was the second-best mark of his career (.316 in 2005) but he hit just five home runs, which were the fewest of his career... his batting average has increased in each of the last two seasons but his home runs have decreased in three straight seasons... also scored a career-low 45 runs... committed just three errors in 116 games at second base, ranking second among American League second basemen with a .995 fielding percentage (Cano, NYY .996)... that was the second-best mark in Athletics' history to the record of .997, which he set in 2006... has finished in the top two in fielding among AL second basemen in each of the last four seasons in which he had enough games to qualify (led in 2006 and 2008 and finished second in 2007)... now has a .990 career fielding percentage, which is second-best in Major League history among second basemen with 750 or more games (Placido Polanco, .993)... has appeared in 962 games at second base in his career, which is an Oakland record and fourth most in Athletics history... has turned 653 double plays, which is second in franchise history to Dick Green (712)... batted .297 as a second baseman, which was second best in the AL (Cano, .321) and second best in Oakland history to his .316 average in 2005... has hit 83 of his 85 career home runs as a second baseman, which is an Athletics record... had 24 doubles and now has 193 in his career, which ranks 10th on the Oakland list... did not triple for the second consecutive season and remains in a tie for ninth on the Oakland career triples list (21)... batted .339 with runners in scoring position and owns a .338 (75 for 222) average with RISP over the last two years... also hit .330 against left-handed pitching, .326 during day games, .316 on the road, .315 against AL West teams and .301 after the All-Star Break... now has a .252 career average, 33 home runs and 177 RBI in 476 games before the break, compared to a .282 average, 52 home runs and 241 RBI in 518 games after the break... batted .304 with one home run over his first 22 games through June 6, .230 with one home run over a 68-game stretch from June 7 to Aug. 28 and .394 with three home runs over his final 34 games from Aug. 29 through the end of the season... his average since Aug. 29 was the best in the majors... hit all five of his home runs on the road... in addition to his 113 starts at second base,

he also hit .231 in six starts at designated hitter...hit in every spot in the order except fourth and made a team-leading 34 starts batting sixth...hit .333 in 16 starts batting third.

**OAKLAND:** Made his sixth consecutive Opening Day start at second base April 5 against Seattle, his seventh in the last eight years...the seven starts are an Oakland record for a second baseman, topping the previous best of six by Dick Green...in franchise history, only Green (10) and Max Bishop (9) have more...singled in the winning run in the bottom of the 10th inning April 6 against Seattle, his sixth career walk-off hit (three singles, three home runs)...made his first career start at designated hitter April 11 at Los Angeles...missed seven games with a sore left hamstring from April 12 to 19...went 0-for-2 in a start at second base against New York April 20 but left the game after five innings with the same injury...was placed on the 15-day disabled list April 21 with a strained left hamstring, his fifth career stint on the DL...was hitting .323 in eight games at the time of the injury...went 2 for 9 (.222) with a walk and a RBI during a three-game rehab assignment with Single-A Stockton and Triple-A Sacramento from May 18-21 before being reinstated from the DL May 22...hit .280 over his first 47 games following his return through July 18...committed his first error of the season July 16 at Kansas City to snap a 52-game errorless streak at second base, dating back to his last error on Sept. 27, 2009 at Los Angeles...it was the 10th errorless streak of 50 or more games by an Oakland A's second baseman and he has five of them...hit into a triple play in the fourth inning Aug. 9 at Seattle...tied an Oakland record with a career-high three doubles Aug. 11 at Seattle...it was the 24th three-double game in Oakland history and the second in 2010...snapped a career long 57-game, 196-at bat homerless streak in the fourth inning Aug. 29 in Texas...it was his first home run since June 17 at Chicago (NL)...the run that he scored on the home run was the 500th of his career...batted .217 in August but then hit a Major League-leading .413 (43 for 104) in September with 14 multiple hit games in 28 games...set an Oakland record for hits in September, breaking the previous mark of 42 set by Mark Kotsay in 2004...it tied for the fourth-best single month total in Oakland history and was the most since Randy Velarde had 45 in Aug., 1999...became the eighth player in Oakland history to hit .400 in a month (min. 75 plate appearances), the first since Jason Giambi hit .400 in Sept., 2000...now has a .314 (206 for 656) career average in September, his best for any month of the season...had a career-high 13-game hitting streak from Aug. 31 to Sept. 13 (21 for 49, .429)...went 6 for 19 (.316) over his next six games, then matched the hitting streak by hitting safely in each of his final 13 games beginning Sept. 21 (21 for 52, .404).

## CAREER

**2009**—Batted .263 with 10 home runs and 61 RBI in 105 games...missed 55 games while on the disabled list from April 29 to June 27 with a strained left calf...the 105 games were his fewest since appearing in 98 games during his rookie season of 2002, but his 61 RBI were the second best total of his career...had career lows in walks (23) and on-base percentage (.305)...appeared in 105 games at second base and made five errors for a .990 fielding percentage...fell three games short of qualifying for the league leaders in fielding but he had the fourth best fielding percentage among American League second basemen with 100 or more games...batted .337 with runners in scoring position, including .423 with RISP and two outs...the mark with RISP and two outs was the best in the AL in 2009 and the best by an Oakland Athletic since 1974 (min. 50 PA)...hit .331 with two outs and .229 with less than two outs...was batting .219 in 31 games before the All-Star Break and then hit .279 in 74 games after the break...hit .219 over his first 43 games through July 27, .344 over a 42-game stretch from July 28 to Sept. 12 and .182 over his final 20 games...batted .314 with four of his 10 home runs in the ninth inning...hit .294 at night compared to .197 during the day...batted .336 with seven home runs in 30 games against AL Central teams and .233 with three home runs in 75 games against everyone else...started games in every spot in the order except first and fourth but made 93 of his 101 starts in the bottom four spots in the order...had a .344 average in 26 games batting eighth...made his fifth consecutive Opening Day start at second base April 6 at Los Angeles...was batting .206 with no home runs and nine RBI in 18 games when he was placed on the 15-day disabled list April 29 with a strained left calf...was transferred to the 60-day DL May 20...began a rehab assignment with Single-A Stockton June 15 and went 0 for 4 with a walk in two games before he was transferred to Sacramento June 18...hit .182 with a double and three RBI in eight games with the River Cats before being reinstated from the DL June 28...fashioned a 52-game errorless streak from April 18 to Aug. 17...had a season best 10-game hitting streak from July 26 to Aug. 5 (15 for 40, .375)...went 4 for 6 with a pair of doubles and four runs scored July 28 at Boston...the runs matched his career-high (June 17, 2008 at Arizona)...it was his eighth career four-hit game but he went a perfect 5 for 5 with four RBI Aug. 10 at Baltimore...tied the Oakland record for hits in a game...at the time, it was the 27<sup>th</sup> five-hit game in Oakland history and the 19<sup>th</sup> time an Oakland player

went 5 for 5...did not score a run, one of six times in Oakland history a player had five hits and no runs in a game...it was the first time in Oakland history an A's player had five hits in a game while playing the entire game at second base...was named American League Player of the Week for the first time in his career for the week ending Aug. 16 after batting .571 (12 for 21) with three doubles, a home run and 11 RBI in six games...hit his third career walk-off home run Aug. 16 against Chicago and all three have come with two outs...it was his fifth career game-ending hit, his second off Bobby Jenks (single, April 10, 2007)...batted .340 with 22 RBI in 29 games in August...the RBI were his most ever in a month and they tied for seventh most in the AL...had a career best streak of 12 games and 53 plate appearances without a strikeout from Sept. 17 to Oct. 2...hit his 77<sup>th</sup> career home run as a second baseman Sept. 19, breaking Dick Green's A's franchise record for homers by a second baseman.

**2008**—Led Major League second basemen in fielding for the second time in the last three years but batted a career low .233...established new career highs with 53 walks and 14 stolen bases...appeared in just 117 games...missed the final month of the season as he had surgery on his right shoulder Sept. 19...committed just four errors in 115 games at second base for a .993 fielding percentage...ranked second on the A's in stolen bases and third in home runs (12)...it was his fourth straight 10-homer season...his 14 stolen bases were the most by an A's second baseman since Lance Blankenship had 15 in 1992...batted .256 with 11 of his 12 home runs against right-handed pitching compared to .176 against left-handers...his mark against lefties was the lowest in the AL and second lowest in the majors (Schumaker, STL .168)...since 1974, the only Athletic with a lower mark against lefties is Scott Brosius, who hit .160 in 1997...hit .282 on the road compared to .189 at home...had the lowest home batting in the majors and it was second lowest in Oakland history to Mark McGwire, who hit .185 in 1991...it was the lowest home average by an AL batter since 1991 when Kevin Maas hit .178 for the Yankees...made a team leading 38 starts in the leadoff spot where he batted .224 with 26 walks for a .349 on-base percentage...homed in the first inning of the opener March 25 against Boston in Tokyo for the first Opening Day home run of his career...then went 0 for his next 18, the longest hitless streak of his career...had four hits April 9 at Toronto and also had the first two-steal game of his career...hit his first career "walk-off" home run in the 10<sup>th</sup> inning May 7 against Baltimore...was batting .242 with three home runs and 13 RBI in 39 games when he strained his left hamstring May 11 at Texas...did not go on the DL and missed nine games before returning May 23...did not commit an error in his first 58 games following the injury (through Aug. 2), equaling the second longest errorless streak of his career...hit a walk-off grand slam June 8 against Los Angeles, the fifth in Oakland history...it was his third career grand slam and his second walk-off home run...six of his 12 home runs came in the eighth inning or later and five gave the A's the lead...that game started a season best eight-game hitting streak where he batted .457 with three home runs and 10 RBI...capped the streak with his second career two-homer game June 17 at Arizona, going 3 for 4 with four RBI, a double and a career high four runs scored...that lifted his season totals to .265 with eight home runs and 28 RBI in 61 games...would go on to bat .196 with four home runs and 13 RBI over his final 56 games...was ejected from a game for the first time in his career June 22 against Florida after striking out in the seventh inning...hit .170 in July, his lowest batting average ever in a month...broke Dick Green's Oakland record of 721 games played as a second baseman Aug. 1 at Boston...led off the game with a home run Aug. 18 at Minnesota, the third leadoff home run of his career...left the game Aug. 22 at Seattle with his shoulder injury and would not start another game in 2008...pinch ran Aug. 27 at Los Angeles and struck out as a pinch hitter Aug. 30 against Minnesota...had surgery Sept. 19 but was not placed on the disabled list until he was added to the 60-day DL Sept. 21 to clear a spot for Donnie Murphy on the 40-man roster following an injury to Jack Hannahan...agreed to terms on a two-year contract through 2010 with a club option for 2011 Oct. 10.

**2007**—Had one of the best seasons by a second baseman in Oakland history as he batted .276 with 19 home runs and 76 RBI in 150 games...set an Athletics' franchise record for home runs by a second baseman, topping the previous mark of 16 held by Jimmy Dykes (1921) and Davey Lopes (1983)...set an Oakland record for RBI by a second baseman...tied for second among American League second baseman in home runs and was third in RBI...ranked second among AL second baseman with a .994

## MOST HOME RUNS, ATHLETICS SECOND BASEMEN

### CAREER

83	Mark Ellis
76	Dick Green
39	Max Bishop
37	Jimmy Dykes
29	Tony Phillips

### SEASON

19	Mark Ellis, 2007
16	Davey Lopes, 1983
16	Jimmy Dykes, 1921
15	Dick Green, 1965
14	Scott Spiezio, 1997
14	Hector Lopez, 1958

fielding percentage, 302 putouts and 499 assists...set Oakland records for assists and double plays (104) by a second baseman...the assists were second most in Athletics history to Jimmy Dykes' 522 with Philadelphia in 1921 and the double plays were the most since Jerry Lumpe had 105 with Kansas City in 1961...committed just five errors in 150 games at second base and set an Athletics franchise record for second basemen with a 102-game errorless streak from May 14 to Sept. 10...had 540 consecutive errorless chances during the streak...had career highs in at bats (583), runs (84), hits (161), doubles (33), home runs (19), RBI (76), hit by pitches (10) and total bases (257) and matched his high in strikeouts (94)...led the A's in at bats and total bases and tied for the team lead in games (150), runs and hit by pitches...batted .313 with 11 of his 19 home runs against left-handed pitching...tied for second in the AL in home runs against left-handers...appeared exclusively at second base where he played in 150 games...made his fourth Opening Day start at second base April 2 at Seattle...tied his career high with five RBI April 4 in Seattle...had the game-ending RBI single in the bottom of the ninth April 10 against Chicago, his second career "walk-off" hit...singled in the third inning May 4 at Tampa Bay for his 500<sup>th</sup> career hit...committed two errors on one play in the third inning May 13 against Cleveland...it was his third career two-error game, his first since May 18, 2003 at Cleveland...began his 102-game errorless streak the next day...hit his second career grand slam May 18 against San Francisco and matched his career high with five RBI...the home run was the 40<sup>th</sup> of his career as a second baseman, which broke Dick Green's Oakland record for home runs by a second baseman...became a father for the first time June 1 when his wife, Sarah, gave birth to a boy (Briggs William) and then hit .330 with five home runs, 18 RBI and 12 multiple hit games over his next 28 games from June 2 to July 2...hit for the 17<sup>th</sup> cycle in Athletics history June 4 against Boston...it was the sixth in Oakland history and the second in Coliseum history...had his first career two homer game July 23 at Los Angeles...had an 11-game hitting streak from Aug. 16 to 26 (13 for 44, .295)...had 10 hits over a three-game span from Sept. 9 to 11 to tie an Oakland record...made his first career start batting fourth Sept. 16 against Texas and was 2 for 5 with a home run and three RBI...batted .351 with 20 RBI in 24 games in September.

**2006**—Set what was then a Major League record for fielding percentage by a second baseman with a mark of .997...committed just two errors in 123 games and 632 total chances...batted .249 with 11 home runs and 52 RBI in 124 games...had career highs in sacrifice flies (7) and grounded into double plays (13)...led the A's in sacrifice flies and tied for the team lead in sacrifice hits (4)...batted .278 against left-handed pitchers and .242 against right-handers...hit .207 with runners in scoring position, which ranked fourth lowest in the American League...was batting .219 with three home runs and 13 RBI in 53 games at the All-Star Break...then hit .273 with eight home runs and 39 RBI in 71 games after the break...hit eight of his 11 home runs from the nine spot and tied for second in the AL in home runs from the nine spot in the order (Inge, DET 14)...six of his 11 home runs came with runners on base (five two-run, one three-run) and six either tied the game or put the A's ahead...the A's were 9-2 in games in which he homered...appeared in 123 games at second base where he made a team leading 121 starts...had a 58-game errorless streak from May 19 to Aug. 25...was batting .189 entering play May 7 before going 4 for 4 that day against Tampa Bay...followed that with singles in his first three at bats in the next game May 9 at Toronto, giving him seven consecutive hits...had a 10-game hitting streak from May 4 to 16 and hit .450 during the streak...then went 4 for 4 (.100) over his next 11 games before breaking his right thumb May 30 against Kansas City...was placed on the 15-day disabled list June 1, retroactive to May 31, and had a four-game rehab assignment with Triple-A Sacramento before he was reinstated from the DL June 30...had a career high tying five RBI July 14 at Boston...hit his 33<sup>rd</sup> career home run July 18 at Baltimore, breaking Dave Collins' record for most home runs by a player born in South Dakota...hit .308 with six home runs and 26 RBI over his final 49 games...made his third career appearance at first base Aug. 9 against Texas...batted .284 with five home runs and 16 RBI in 27 games in August...started the first two games of the ALDS against Minnesota and was 2 for 7 (.286) before breaking his right index finger in his ninth inning at bat in Game 2 against Joe Nathan at Minnesota...missed the remainder of the postseason.

**2005**—Was one of the top comeback stories in baseball as he hit a career high .316 after missing the entire 2004 season with a torn labrum in his right shoulder...did not qualify for the league leaders but, based on a minimum of 400 plate appearances, his batting average ranked fifth in the American League and eighth in Oakland history...led the A's in batting, slugging (.477), on-base percentage (.384) and triples (5) and tied for the team lead in sacrifice hits (4)...in addition to posting career highs in batting, slugging and on-base percentage, he matched his bests in triples...appeared in just 122 games as he shared second base duties the first half of the season...started just 47 of the A's first 92 games at second

base and 62 of the final 70...earned his playing time later in the season as he hit .344 with 38 RBI and 57 runs scored in 66 games after the All-Star break...ranked third in the AL in batting after the All-Star Break and had the fifth best post-break batting average in Oakland history...hit 12 of his 13 home runs after the break...hit .316 as a second baseman which was the second best batting average among Major League second basemen...ranked third among AL second basemen with a .989 fielding percentage...also appeared in seven games (five starts) at shortstop and made his professional debut at first base (two games)...had never hit higher than .300 in one month before hitting .304 in June...followed that up by hitting .323 in July, .310 in August and .368 in September...the A's were 11-2 in games in which he homered...hit .352 during day games and .357 in nine interleague games...made his professional debut at first base May 14 against New York...went 3 for 6 Aug. 6 at Kansas City to boost his average to .300...average never dropped under .300 the rest of the way...had four three-hit games over a five-game span from Aug. 6 to 11...homered in consecutive games Aug. 24 and 25 at Detroit and three straight games from Aug. 27-29 at Baltimore, giving him five home runs and nine RBI over a six-game span...the home run on the 24<sup>th</sup> led off the game, his second career lead-off home run...had his second career four-hit game Sept. 9 at Texas...that was part of a 13-game stretch from Sept. 6 to 20 where he batted .482 with 10 multiple hit games, including five games of three or more hits...ended up batting .368 with 23 runs in 27 games in September...had the best on-base percentage in the AL in September (.446).

**2004**—Dislocated his right shoulder during spring training and a subsequent MRI revealed a torn labrum in his right shoulder...missed the entire season...the injury occurred March 25 in Phoenix against the Chicago Cubs when he and Bobby Crosby dived for a hit up the middle by Sammy Sosa and collided...was placed on the 15-day disabled list retroactive to March 26 and was transferred to the 60-day disabled list Sept. 3.

**2003**—Spent the entire season with the A's and batted .248 with nine home runs and 52 RBI in 154 games...led the A's in sacrifice hits (9)...tied for seventh in the American League in sacrifice hits and was eighth in pitches per plate appearance (4.07)...appeared in 153 games at second base which was third most in Oakland history...led Major League second basemen in total chances (793) and putouts (324)...committed 14 errors which was fourth among AL second basemen and he had the fifth best fielding percentage (.982)...seven of his home runs were solo shots, four either tied the game or put the A's ahead, and the final seven all came in Oakland...batted .217 against left handed pitching which ranked ninth lowest in the AL...hit his first career grand slam Sept. 21 against Seattle (Sasaki)...made a team leading 64 starts batting leadoff and hit .264 with a .324 on-base percentage...set an Oakland record for doubles in April with 11...hit his first career leadoff home run April 25 against Cleveland...had a 10-game hitting streak from July 24 to Aug. 2 (11 for 41, .268)...had a career high five RBI Sept. 21 against Seattle...had a 51-game, 172-at bat homerless streak from June 17 through Aug. 15...started all five games at second base against Boston in the ALDS and was 2 for 17 (.118).

**2002**—Had two stints with the A's and took over as Oakland's starting second baseman during his second stint...started a team leading 83 games at second base, made seven starts and third base and one start at shortstop...batted .272 in 98 games and added 44 walks for a .359 on-base percentage...was named to the Topps Major League Rookie All-Star team as the second baseman...ranked second among American League rookies in runs scored (58) and fourth in batting, on-base percentage and walks...tied for the A's team lead in triples (4) and led the club with eight sacrifice hits...tied for sixth among all AL players in sacrifice hits...his batting average improved to .324 with runners in scoring position...batted leadoff a team leading 54 times...began the season at Triple-A Sacramento but was called up by Oakland April 7 when Randy Velarde went on the disabled list...made his Major League debut April 9 at Texas as a pinch runner but did not play again until April 18 against Anaheim when he made his first ML start and professional debut at third base...singled off Ramon Ortiz in the seventh inning for his first ML hit...was optioned back to Sacramento April 26 after going 1 for 4 in four games with the A's...had a .298 batting average in 21 games with Sacramento when the A's called again June 6...spent the remainder of the season with Oakland...started 83 of the A's final 102 games at second...hit his first ML home run June 28 against San Francisco off Jay Witasick, a solo shot in the sixth inning...had an Oakland record tying two triples Aug. 3 against Detroit...started all five games of the Division Series against Minnesota at second base and batted .368 with a home run and four RBI...had three hits in Game 2 and the homer was a three-run shot in the bottom of the ninth inning of the A's 5-4 loss in Game 5.

**2001**—Was acquired by the A’s organization prior to the season as part of the Johnny Damon trade and spent the entire season at Triple-A Sacramento...led the River Cats in doubles (38)...his .273 batting average broke down to .269 against left-handers and .274 against right-handers...average improved to .305 with runners in scoring position and two outs...appeared in 131 of Sacramento’s 144 games at shortstop...committed 19 errors after making 31 in 2000...batted .317 in June and .311 in July...hit .158 in five playoff games for Sacramento...played for Phoenix in the Arizona Fall League and hit .308 in 30 games...added 21 walks for a .421 on-base percentage and also stole nine bases.

**2000**—Spent most of the season at Single-A Wilmington but was moved up to Double-A Wichita Aug. 28...batted a combined .302 with 66 RBI and 83 walks in 139 games...added 28 doubles which led the Royals farm system...was named to the Carolina League Post-Season All-Star team after leading the league in hits (146) and on-base percentage (.404) and ranking second in batting (.302)...topped all league shortstops in double plays (78) but also led the league in errors (31)...appeared in 132 games at Wilmington and led the Blue Rocks in runs (83), hits, doubles (27), walks (78) and stolen bases (25)...had a 5 for 5 performance May 9 at Fresno...also hit .318 in seven games with Wichita.

**1999**—Was named to the Northwest League All-Star team and the Topps Class-A Short Season/Rookie League All-Star team as a shortstop in his first professional season...tied for the league lead in runs scored (67) and led NL shortstops in fielding percentage (.958)...ranked seventh in batting (.327)...led the NL Champion Spokane team in runs, hits (92), walks (47) and stolen bases (21)...had a 13-game hitting streak from June 24 to July 6 (22 for 44, .500).

**PERSONAL/MISCELLANEOUS**

Mark William Ellis...graduated from Stevens HS (SD) in 1995...attended the University of Florida...played third base as a freshman and sophomore, hitting .351 in 1996 and .326 with 11 HR and 45 RBI in 1997...moved to shortstop as a junior and hit .338 with 14 HR and 51 RBI in 1998 and then hit .344 with 10 HR, 42 RBI and 20 stolen bases as a senior...originally signed by Kansas City scout Cliff Pastornicky...was named the Catfish Hunter award winner in 2005 and 2007...was the recipient of the 2007 Dave Stewart Community Service Award which is given annually to an A’s player for outstanding work in the community...organized the Putouts For Diabetes Program in 2006, in which he and Bobby Crosby donated money to the American Diabetes Association for every putout they record during the season...donates hundreds of tickets to various Bay Area Boys & Girls Clubs each season...wife’s name is Sarah...the couple has three children, son, Briggs, and daughters, Adelaide and Dylan.

**LIFETIME PLAYING RECORD**

Year	Club	AVG.	G	AB	R	H	2B	3B	HR	RBI	SH	FP	HP	BB	SO	SB	CS	SLG	OBP	E
1999	Spokane	.327	71	281	67	92	14	0	7	47	5	4	3	47	40	21	7	.452	.424	16
2000	Wilmington	.302	132	484	83	146	27	4	6	62	4	3	7	78	72	25	7	.411	.404	31
	Wichita	.318	7	22	4	7	1	0	0	4	0	0	0	5	5	1	0	.364	.444	0
2001	Sacramento	.273	132	472	71	129	38	0	10	53	5	5	5	54	78	21	7	.417	.351	19
2002	Sacramento	.298	21	84	14	25	10	1	0	5	0	0	4	6	13	4	0	.440	.372	3
	OAKLAND	.272	98	345	58	94	16	4	6	35	8	3	4	44	54	4	2	.394	.359	11
2003	OAKLAND	.248	154	553	78	137	31	5	9	52	9	5	7	48	94	6	2	.371	.313	14
2004	OAKLAND	(Injured — Did not play)																		
2005	OAKLAND	.316	122	434	76	137	21	5	13	52	4	0	4	44	51	1	3	.477	.384	6
2006	OAKLAND	.249	124	441	64	110	25	1	11	52	4	7	8	40	76	4	0	.385	.319	2
	Sacramento	.167	4	12	1	2	0	0	0	2	0	0	0	0	4	2	0	0	.167	.375
2007	OAKLAND	.276	150	583	84	161	33	3	19	76	2	3	10	44	94	9	4	.441	.336	5
2008	OAKLAND	.233	117	442	55	103	20	3	12	41	5	2	5	53	65	14	2	.373	.321	4
2009	OAKLAND	.263	105	377	52	99	23	0	10	61	3	5	2	23	54	10	3	.403	.305	5
	Stockton	.000	2	4	0	0	0	0	0	0	0	0	0	1	1	0	0	.000	.200	0
	Sacramento	.182	8	33	2	6	1	0	0	3	0	0	0	0	2	0	0	.212	.182	0
2010	OAKLAND	.291	124	436	45	127	24	0	5	49	3	5	8	40	56	7	6	.381	.358	3
	Stockton	.200	2	5	0	1	0	0	0	1	0	1	0	1	0	0	0	.200	.286	0
	Sacramento	.250	1	4	0	1	0	0	0	0	0	0	0	0	1	0	0	.250	.250	0
<b>ML Totals</b>		<b>.268</b>	<b>994</b>	<b>3611</b>	<b>512</b>	<b>968</b>	<b>193</b>	<b>21</b>	<b>85</b>	<b>418</b>	<b>38</b>	<b>30</b>	<b>48</b>	<b>336</b>	<b>544</b>	<b>55</b>	<b>22</b>	<b>.404</b>	<b>.336</b>	<b>50</b>

**CAREER TRANSACTIONS**

**1999** — Selected by the Kansas City Royals organization in the 9th round of the free agent draft, June 2. **2001** — Traded to Oakland with Johnny Damon and cash as part of a three-team seven-player deal in which the A’s traded Ben Grieve and cash to Tampa Bay and A.J. Hinch, Angel Berroa and cash to Kansas City; Tampa Bay traded Roberto

Hernandez to Kansas City and Cory Lidle to Oakland, January 8. **2004** — On disabled list, March 26 to October 20. **2006** — On disabled list, May 31 to June 30; included rehabilitation assignment to Sacramento, June 26 to 30. **2008** — On disabled list, September 21 to November 14. **2009** — On disabled list, April 29 to June 27; included rehabilitation assignment to Stockton, June 15 to 17, and Sacramento, June 18 to 27. **2010** — On disabled list, April 21 to May 21; included rehabilitation assignments to Stockton, May 18 to 20, and Sacramento, May 21.

### DIVISION SERIES RECORD

Year	Club/Opp.	AVG.	G	AB	R	H	2B	3B	HR	RBI	SH	SF	HP	BB	SO	SB	CS	SLG	OBP	E
2002	OAK vs. MIN	.368	5	19	1	7	2	0	1	4	0	0	0	1	2	0	0	.632	.400	1
2003	OAK vs. BOS	.118	5	17	2	2	0	0	0	0	0	0	1	4	7	0	0	.118	.318	1
2006	OAK vs. MIN	.286	2	7	0	2	0	0	0	0	0	0	0	0	2	0	0	.286	.286	0
<b>Totals</b>		<b>.256</b>	<b>12</b>	<b>43</b>	<b>3</b>	<b>11</b>	<b>2</b>	<b>0</b>	<b>1</b>	<b>4</b>	<b>0</b>	<b>0</b>	<b>1</b>	<b>5</b>	<b>11</b>	<b>0</b>	<b>0</b>	<b>.372</b>	<b>.347</b>	<b>2</b>

### A'S CONTRACT STATUS

**Through 2011 (36):** RHP Andrew Bailey, IF Daric Barton, LHP Jerry Blevins, LHP Dallas Braden, LHP Craig Breslow, RHP Trevor Cahill, IF Adrian Cardenas, OF Chris Carter, LHP Bobby Cramer, OF Coco Crisp, OF David DeJesus, RHP Fautino De Los Santos, RHP Joey Devine, C Josh Donaldson, IF Sean Doolittle, IF Mark Ellis, LHP Pedro Figueroa, LHP Gio Gonzalez, RHP Rich Harden, OF Conor Jackson, IF Kevin Kouzmanoff, RHP Trystan Magnuson, OF/DH Hideki Matsui, RHP Brandon McCarthy, RHP Guillermo Moscoso, LHP Josh Outman, IF Cliff Pennington, C Landon Powell, IF Adam Rosales, RHP Tyson Ross, IF Eric Sogard, OF Ryan Sweeney, OF Michael Taylor, OF Josh Willingham, RHP Michael Wuerz (includes club option for 2012), RHP Brad Ziegler.

**Through 2012 (2):** RHP Grant Balfour (includes club options for 2013), LHP Brian Fuentes (includes club option for 2013).

**Through 2013 (2):** LHP Brett Anderson (includes club options for 2014 and 2015), C Kurt Suzuki (includes club option for 2014).

## VS. THE AMERICAN LEAGUE

2010					CAREER					
AVG.	AB	H	HR	RBI	vs. TEAM	AVG.	AB	H	HR	RBI
.273	22	6	0	2	Baltimore	.292	161	47	8	27
.367	30	11	0	7	Boston	.310	226	70	5	31
.138	29	4	0	2	Chicago	.194	191	37	4	23
.222	18	4	0	3	Cleveland	.302	205	62	6	29
.600	10	6	1	4	Detroit	.239	213	51	10	28
.393	28	11	0	2	Kansas City	.280	207	58	3	30
.317	60	19	0	6	Los Angeles	.241	473	114	11	44
.294	34	10	1	4	Minnesota	.255	208	53	7	18
.240	25	6	0	0	New York	.247	190	47	1	16
—	0	0	0	0	Oakland	—	0	0	0	0
.393	56	22	1	9	Seattle	.277	408	113	7	51
.250	12	3	0	2	Tampa Bay	.313	176	55	5	16
.217	46	10	1	2	Texas	.300	426	128	9	52
.167	12	2	0	1	Toronto	.228	193	44	1	14

## VS. THE NATIONAL LEAGUE

2010					CAREER					
AVG.	AB	H	HR	RBI	vs. TEAM	AVG.	AB	H	HR	RBI
—	0	0	0	0	Arizona	.316	19	6	2	6
—	0	0	0	0	Atlanta	.167	18	3	0	0
.385	13	5	1	2	Chicago	.385	13	5	1	2
.200	10	2	0	0	Cincinnati	.267	30	8	1	4
—	0	0	0	0	Colorado	.250	4	1	0	0
—	0	0	0	0	Florida	.368	19	7	0	0
—	0	0	0	0	Houston	.286	21	6	0	5
—	0	0	0	0	Los Angeles	—	0	0	0	0
—	0	0	0	0	Milwaukee	.500	14	7	0	4
—	0	0	0	0	New York	.313	16	5	0	2
—	0	0	0	0	Philadelphia	.063	16	1	0	0
.200	10	2	0	2	Pittsburgh	.240	25	6	0	2
.250	8	2	0	1	St. Louis	.200	20	4	1	4
—	0	0	0	0	San Diego	—	0	0	0	0
.154	13	2	0	0	San Francisco	.234	107	25	3	9
—	0	0	0	0	Washington	.417	12	5	0	1

## MONTHLY BREAKDOWN

2010					CAREER					
AVG.	AB	H	HR	RBI	by MONTH	AVG.	AB	H	HR	RBI
—	0	0	0	0	March	.143	7	1	1	1
.323	31	10	0	3	April	.256	528	135	8	66
.269	26	7	1	5	May	.234	415	97	6	26
.277	94	26	1	10	June	.285	513	146	15	62
.221	77	17	0	8	July	.241	688	166	14	71
.217	92	20	1	8	August	.273	762	208	23	96
.413	104	43	1	11	September	.314	656	206	17	91
.333	12	4	1	4	October	.214	42	9	1	5

## BATTING BREAKDOWN

2010					CAREER					
AVG.	AB	H	HR	RBI	by CATEGORY	AVG.	AB	H	HR	RBI
.263	205	54	0	15	Home	.256	1748	448	46	206
.316	231	73	5	34	Road	.279	1863	520	39	212
.326	135	44	3	21	Day	.268	1211	324	31	143
.276	301	83	2	28	Night	.268	2400	644	54	275
.278	180	50	2	22	Pre-ASG	.252	1703	429	33	177
.301	256	77	3	27	Post-ASG	.282	1908	539	52	241
.330	106	35	1	14	vs. LHP	.269	889	239	25	114
.279	330	92	4	35	vs. RHP	.268	2722	729	60	304
.339	118	40	0	42	RISP	.283	881	249	19	324
.357	14	5	0	10	Bases Loaded	.311	106	33	3	85
.000	2	0	0	1	Pinch Hitter	.000	9	0	0	1
.231	26	6	0	2	Designated Hitter	.222	27	6	0	2

## BALLPARK BREAKDOWN

	AVG.	AB	H	HR	RBI
Angel Stadium	.260	246	64	6	27
AT&T Park	.296	54	16	1	2
Ballpark in Arlington	.348	221	77	5	27
Busch Stadium	.250	8	2	0	1
Camden Yards	.283	99	28	4	18
Chase Field	.300	10	3	2	4
Cinergy Field	.100	10	1	0	1
Comerica Park	.237	97	23	4	14
Fenway Park	.326	129	42	4	16
Kauffman Stadium	.295	95	28	3	18
Metrodome	.198	91	18	2	6
Minute Maid Park	.357	14	5	0	4
Oakland Coliseum	.257	1741	447	45	205
Old Yankee Stadium	.235	68	16	0	5
PNC Park	.267	15	4	0	0
Progressive Field	.287	108	31	2	14
RFK Stadium	.667	3	2	0	0
Rogers Centre	.277	94	26	0	6
Safeco Field	.292	209	61	4	28
Shea Stadium	.250	12	3	0	0
Sun Life Stadium	.500	6	3	0	0
Target Field	.318	22	7	1	3
Tokyo Dome	.143	7	1	1	1
Tropicana Field	.309	94	29	1	5
Turner Field	.167	12	2	0	0
U.S. Cellular Field	.146	89	13	1	5
Veterans Stadium	.111	9	1	0	0
Wrigley Field	.385	13	5	1	2
Yankee Stadium	.286	35	10	1	6

## FIELDING STATISTICS

### First Base

YEAR	PCT.	G	PO	A	E	TC	DP
2005	1.000	2	3	0	0	3	0
2006	1.000	1	1	0	0	1	0
<b>Totals</b>	<b>1.000</b>	<b>3</b>	<b>4</b>	<b>0</b>	<b>0</b>	<b>4</b>	<b>0</b>

### Second Base

YEAR	PCT.	G	PO	A	E	TC	DP
2002	.978	85	170	232	9	411	48
2003	.982	153	324	455	14	793	95
2005	.989	115	203	333	6	542	82
2006	.997	123	273	357	2	632	91
2007	.994	150	302	499	5	806	104
2008	.993	115	228	336	4	568	88
2009	.990	105	197	285	5	487	68
2010	.995	116	218	328	3	549	77
<b>Totals</b>	<b>.990</b>	<b>962</b>	<b>1915</b>	<b>2825</b>	<b>48</b>	<b>4788</b>	<b>653</b>

### Third Base

YEAR	PCT.	G	PO	A	E	TC	DP
2002	.926	7	7	18	2	27	0
<b>Totals</b>	<b>.926</b>	<b>7</b>	<b>7</b>	<b>18</b>	<b>2</b>	<b>27</b>	<b>0</b>

### Shortstop

YEAR	PCT.	G	PO	A	E	TC	DP
2002	1.000	8	3	13	0	16	4
2005	1.000	7	6	15	0	21	4
<b>Totals</b>	<b>1.000</b>	<b>15</b>	<b>9</b>	<b>28</b>	<b>0</b>	<b>37</b>	<b>8</b>



## ELLIS' CAREER BESTS

**Hits:** 5, August 10, 2009 at Baltimore; 4 (eight times), last: July 28, 2009 at Boston

**Home Runs:** 2 (twice), June 17, 2008 at Arizona; July 23, 2007 at Los Angeles (AL)

**Runs Batted In:** 5 (four times), May 18, 2007 vs. San Francisco; April 4, 2007 at Seattle; July 14, 2006 at Boston; September 21, 2003 vs. Seattle

**Stolen Bases:** 2, April 9, 2008 at Toronto

**Hitting Streak:** 13 (twice), last: September 21, 2010 to present

**Hitless Streak (At Bats):** 18, March 25 to April 5, 2008

**Grand Slams:** 3, June 8, 2008 vs. Los Angeles (AL) (Bootcheck); May 18, 2007 vs. San Francisco (Kline); September 21, 2003 vs. Seattle (Sasaki).

**Pinch-Hit Home Runs:** None.

**Inside-The-Park Home Runs:** None.

**Game Ending Home Runs:** 3, August 16, 2009 vs. Chicago (AL) (Bobby Jenks); June 8, 2008 vs. Los Angeles (AL) (Bootcheck); May 7, 2008 vs. Baltimore (Cormier).

**Lead Off Home Runs:** 3, August 18, 2008 at Minnesota (Blackburn); August 24, 2005 at Detroit (Bonderman); April 25, 2003 vs. Cleveland (Davis).

**LEFT-HANDED PITCHER****Height/Weight:** 6-0 / 214**Bats/Throws:** Left / Left**Birthdate:** November 23, 1985**Opening Day Age:** 25**Birthplace/Resides:** Santo Domingo, Dominican Republic / Santo Domingo, Dominican Republic**Major League Service:** None**Obtained:** Signed as a non-drafted free agent, November 20, 2003**Contract Status:** First year of a one-year contract through 2011.**CAREER HIGHLIGHTS**

The Dominican Republic native signed with the A's three days before his 18th birthday and has a 25-27 record and a 3.96 ERA (207 er in 470.1 ip) in 114 games, 76 starts, in seven professional seasons...has 407 strikeouts and 193 walks in 470.1 innings...has yielded just 28 home runs, or one per 16.8 innings...pitched for short-season teams his first five seasons before combining for a 13-6 record and a 3.38 ERA in 27 starts with Single-A Stockton and Kane County in 2009 to earn A's Organizational Pitcher of the Year honors...tied for the Northwest League lead in strikeouts (77) at Vancouver in 2008.

**2010 HIGHLIGHTS**

Made his Double-A debut with Midland and went 1-6 with a 5.30 ERA in 13 starts before an elbow injury ended his season in mid-June...matched his career-high in losses...was also charged with a career-high five balks, which led the Texas League...opponents hit .295, including .196 (18 for 92) by left-handed hitters and .342 (66 for 193) by right-handers...yielded five of his six home runs to righties...five of the home runs he surrendered were solo shots...allowed a .350 average with runners in scoring position and two outs...was 0-4 with a 6.57 ERA in seven starts at home and 1-2 with a 3.93 ERA in six starts on the road...posted a 3.27 ERA in four starts in April but then had a 6.00 ERA in six starts in May and a 6.61 ERA in three starts in June...compiled a 7.62 ERA and .333 opponents batting average in the first inning...did not commit an error in 26 total chances in his 13 starts, including five putouts and 21 assists...the Rockhounds were 5-8 (.385) in his starting assignments...tossed six or more innings in seven of his 13 starts, allowed two runs or fewer six times and walked two batters six or fewer eight times

**MIDLAND:** Went 1-1 with a 2.78 ERA and .231 opponents batting average over his first six starts through May 7...allowed just one run in 6.0 innings in back-to-back starts April 16 and 22 but had a loss and a no decision in those two outings...his lone win came May 2 at San Antonio when he struck out a season-high seven in a season-high 7.2 innings...also tossed a season high 104 pitches in that game...charged with his second loss of the season May 13 against San Antonio, which began a season-ending five-game losing streak...posted a 7.82 ERA and allowed a .351 batting average over that seven-start stretch...yielded a season-high seven runs in 3.1 innings in an 8-4 loss to Frisco May 18...walked a season-high five batters in 4.0 innings, May 23 at Corpus Christi...allowed a season high 10 hits in 4.2 innings against Corpus Christi, June 10...was placed on the disabled list June 16 with a left elbow strain and missed the remainder of the season.

**CAREER**

**2009**—Was named the A's Organizational Pitcher of the Year after combining for a 13-6 record and a 3.38 ERA in 27 starts with both of the A's Single-A affiliates...began the season at Kane County of the Midwest League and went 10-2 with a 3.23 ERA in 16 starts before he was promoted to Stockton of the California League July 10...posted a 3-4 record and a 3.56 ERA in 11 starts with the Ports...tied for seventh among all Single-A pitchers in wins and walks (66)...ranked second in the A's organization in wins, third in strikeouts (145), tied for third in innings pitched (152.0) and fourth in ERA...allowed a .260 opponents batting average, including .256 against right-handed hitters and .271 against left-handers...opponents hit .220 with runners in scoring position...yielded nine home runs in 152.0 innings (0.53 per nine innings) and eight of those were solo shots...combined for a 7-2 record and a 1.99 ERA in 11 starts in his home ballparks and was 6-4 with a 4.50 ERA in 16 starts on the road...his teams were 18-9 (.667) in his starting assignments...tossed six or more innings in 16 of his 27 starts, allowed two runs or fewer 18 times and walked two batters 17 times...led Kane County in wins despite his promotion to Stockton

with eight weeks remaining...the Cougars were 13-3 in his starting assignments...tossed 7.0 shutout innings and struck out a season high nine without walking a batter April 24 at Burlington...finished the Kane County portion of his campaign by winning each of his final six starts...had a 1.46 ERA and .232 opponents batting average over that stretch...tossed 6.0 scoreless innings while matching his season high with nine strikeouts June 25 at Quad Cities...allowed just one hit and one walk...extended his minor league winning streak to seven games by tossing 7.0 shutout innings in his Stockton debut July 11 against Bakersfield (2 h, 2 bb, 7 so)...went 7-0 with a 1.23 ERA during the winning streak, which ran from June 7 to July 11...the streak came to an end in his second start with the Ports when he allowed a season high 10 runs on a season high 12 hits in 3.2 innings at Lake Elsinore July 17...combined on a five-hit shutout against Lake Elsinore Aug. 6 (5 h, 1 bb, 8 so)...that start earned him California League Pitcher of the Week honors for the week of Aug. 3-10...allowed one run or less in five consecutive starts from Aug. 6 to 28 (0.57 ERA)...however, had just one decision, the win against Lake Elsinore...tossed a season high 7.1 innings Aug. 18 against Modesto...matched his season high with nine strikeouts in his final start, Sept. 3 against Bakersfield...was rated as the seventh best prospect in the California League and the A's fifth best prospect by *Baseball America* following the season.

**2008**—Returned to Vancouver for the second consecutive season and was 2-5 with a 3.93 ERA in 15 games, all starts...it was the first time in his career he was used exclusively as a starting pitcher...tied for the Northwest League lead with 77 strikeouts and his 10.09 strikeouts per nine innings were the best in the NL and ninth best in all short-season leagues...also tied for the NL lead in balks (4) and had the third lowest opponents batting average among starters (.238)...tied for the Canadians team lead in strikeouts...allowed just three home runs in 68.2 innings...his opponents batting average included a .236 mark against left-handed hitters and .239 against right-handers...went 0-4 with a 4.57 ERA over his first 11 starts before posting his first win Aug. 15 against Boise when he allowed a run on five hits in 6.0 innings...allowed one run or less in three of his final four starts and was named Northwest League Pitcher of the Week for the week of Aug. 25-Sept. 1 after going 1-0 with a 0.00 ERA in two starts (13.0 ip, 7 h, 1 r, 1 bb, 19 so)...struck out a season high 10 and combined on a three-hit shutout in his final start Aug. 30 against Eugene but had a no decision...allowed just one of the hits in a season high 7.0 innings...pitched for Lacey in the Dominican Winter League following the season and posted a 16.87 ERA in five relief appearances.

**2007**—Was 2-2 with a save and a 4.30 ERA in 17 games, seven starts, for Vancouver...yielded just two home runs in 44.0 innings...walked 31 and struck out 35...allowed a .252 opponents batting average, which broke down to .250 by left-handed hitters and .252 by right-handers...opponents hit .195 with runners on base...posted a 1-1 record, a 4.56 ERA and .271 opponents batting average in his seven starts and was 1-1 with a 3.93 ERA and .224 opponents average in 10 relief appearances...was 2-1 with a 2.25 ERA in eight games and home...picked up the win in his first start when he combined on a seven-hit shutout June 22 against Tri-City (6.0 ip, 4 h, 4 bb, 1 so)...tossed 4.0 hitless innings for the save Aug. 5 against Yakima.

**2006**—Made one start for the A's affiliate in the Dominican Summer League, a win June 10 against the Phillies, before he was transferred to the Arizona Rookie League June 13...went 1-6 with a 6.07 ERA in 13 games, eight starts...combined for a 2-6 record and a 5.88 ERA...allowed a .311 opponents batting average, including .303 by right-handed hitters and .333 by left-handers...his average dropped to .290 with runners in scoring position...allowed 1 of 6 (16.7%) inherited runners to score in relief.

**2005**—Pitched for the A's Dominican Summer League team for the second consecutive season and went 3-0 with a save and a 2.27 ERA in 13 games, three starts...did not allow a home run in 35.2 innings and held opponents to a .215 batting average.

**2004**—Made his professional debut with the A's affiliate in the Dominican Summer League and was 2-2 with one save and a 2.90 ERA in 15 games, including two starts...struck out 40 and walked just 11 for a strikeout to walk ratio of 3.64 to 1...opponents hit .261.

## PERSONAL/MISCELLANEOUS


Pedro Jose Figueroa (Vizcaino)...was originally signed by Juan Carlos De La Cruz.

## LIFETIME PITCHING RECORD

Year	Club	W	L	ERA	G	GS	CG	SHO	SV	IP	H	R	ER	HR	HB	BB	IBB	SO	WP	BK
2004	DSL A's-2	2	2	2.90	15	2	0	0	1	49.2	52	21	16	3	3	11	0	40	7	2
2005	DSL A's-2	3	0	2.27	13	3	0	0	1	35.2	29	14	9	0	3	12	0	25	3	0
2006	DSL A's-1	1	0	4.50	1	1	0	0	0	6.0	5	3	3	1	1	1	0	1	0	0
	AZL A's	1	6	6.07	13	8	0	0	0	43.0	59	39	29	4	4	11	0	27	2	0
2007	Vancouver	2	2	4.30	17	7	0	0	1	44.0	41	26	21	2	4	31	1	35	4	2
	Vancouver	2	5	3.93	15	15	0	0	0	68.2	62	37	30	3	3	32	0	77	3	4
2009	Kane County	10	2	3.23	16	16	0	0	0	86.1	89	37	31	6	4	31	0	78	6	2
	Stockton	3	4	3.56	11	11	0	0	0	65.2	62	27	26	3	1	35	1	67	4	0
2010	Midland	1	6	5.30	13	13	0	0	0	71.1	84	45	42	6	2	29	1	57	4	5

## CAREER TRANSACTIONS

**2003** — Signed by the Oakland Athletics organization as a non-drafted free agent, November 20.

**LEFT-HANDED PITCHER****Height/Weight:** 6-4 / 230**Bats/Throws:** Left / Left**Birthdate:** August 9, 1975**Opening Day Age:** 35**Birthplace/Resides:** Merced, California / Merced, California**Major League Service:** 8 years, 125 days**Obtained:** Signed as a free agent, January 19, 2011**Contract Status:** First year of a two-year contract through 2012 with a club option for 2013.**CAREER HIGHLIGHTS**

Has saved 187 games in 551 appearance over 10 seasons with Seattle (2001), Colorado (2002-08), Los Angeles (2009-10) and Minnesota (2010)...183 of those saves have come since 2005, which is eighth most in the majors over that span...they are the most among left-handed relievers...his 187 career saves are second most among active left-handers to Billy Wagner (422)...is a four-time All-Star as he was named to the National League squad in three consecutive seasons from 2005 to 2007 with Colorado and the American League team in 2009 with Los Angeles...led the majors with 48 saves in 2009 with Los Angeles...saved 115 games with Colorado from 2002-08, which is a Rockies' franchise record...pitched for Team USA in the 2006 World Baseball Classic.

**2010 HIGHLIGHTS**

Started the season as the closer with Los Angeles (AL) but finished it in a set-up role with Minnesota following a late August trade...combined for a 4-1 record, 24 saves and a 2.81 ERA in 48 relief appearances...allowed a .181 opponents batting average, which ranked fifth lowest among American League relievers...it was his lowest mark since posting a .171 opponents average in 10 games in his rookie season of 2001...issued 20 walks for a .273 opponents on-base percentage, which is a career low...first batters faced hit .122, which was fifth lowest in the AL...now has a .202 (99 for 489) average against first batters in his career, which ranks fifth best among active pitchers...his opponents batting average broke down to .128 (6 for 47) against left-handed hitters and .202 (25 for 124) against right-handers...allowed just one extra base hit to lefties (double) for a .149 slugging percentage...righties slugged .403...posted a 4.26 ERA and .219 opponents batting average in 26 outings before the All-Star Break, a 1.19 ERA and .133 opponents average in 22 appearances after the break...converted 24 of 28 (85.7%) save opportunities and allowed 1 of 3 (33.3%) inherited runners to score...compiled a 0.90 ERA in 10 outings on no days rest...yielded a .144 average with the bases empty, .239 with runners on...did not allow a run and converted all 10 of his save opportunities in 15 outings against AL West teams (14.0 ip, 2 h, 2 bb, 15 so).

**LOS ANGELES:** Started the season on the Angels' roster as the closer...made his first appearance Opening Day, April 5 vs. Minnesota, saving the game with a scoreless ninth inning...was placed on the disabled list the next day with a strained muscle in his back...made one rehab start with Single-A Rancho Cucamonga (1.0 ip, 1 so) before he was reinstated April 21...suffered the loss with a blown save that day against Detroit, allowing two runs in 0.2 innings...earned his first win April 28 vs. Cleveland, tossing 1.0 scoreless inning...was the winner in two consecutive appearances, May 26 vs. Toronto and May 29 vs. Seattle...converted nine straight save opportunities from June 3 to July 1...eight of the saves were scoreless appearances...allowed just one earned run over a 20-game stretch from June 22 to Aug. 21 (20.0 ip, 0.45 ERA), including 12 consecutive scoreless appearances from June 22-July 25 (12.0 ip)...converted eight consecutive save opportunities, July 9 to Aug. 10 before being traded to Minnesota for a player to be named later, Aug. 27...ranked 10th in the AL in saves at the time of the trade.

**MINNESOTA:** Earned a one-out save in his first appearance with the Twins Aug. 28 at Seattle, striking out his only batter, Russell Bryan...appeared in five games for the Twins (4.1 ip) before allowing his first hit, Sept. 22 vs. Cleveland...pitched a season-high 2.0 innings Sept. 25 at Detroit...the 2.0 innings tied a career-high, last done July 27, 2006 (with Colorado)...allowed just three earned runs in his final 30 appearances (30.2 ip) after June 21 for an ERA of 0.88...held opponents to a .139 batting average in that span with no home runs...did not allow a run while with the Twins in nine appearances (9.2 ip) with

just three hits allowed... Minnesota went 8-1 in games in which he appeared... did not allow a run in two American League Division Series appearances against New York (2.2 ip, 1 h, 2 so).

## CAREER

**2009**—In first season as an Angel, was 1-5 with 48 saves (55 chances) and a 3.93 ERA in 65 games... the saves led the Majors and ranked second most in Angels' history... became just the second left-hander in Major League history to have a 30-save season in both leagues (Randy Myers)... set an American League record for most saves by a pitcher in his first season with a team... broke the mark of 45 set by Joe Borowski (Cleveland, 2007)... made his Angels' debut, April 6 vs. Oakland, earning the save with a perfect ninth... tossed 17.0 consecutive scoreless innings from June 4 to July 23, posting a 1-0 record with 17 saves during that span... was named to his fourth All-Star team, his first for the AL squad, but did not make an appearance... recorded his 500th career strikeout, June 4 at Toronto... appeared in five post-season games, converting 3 of 4 save opportunities... tossed 1.2 scoreless innings while registering two saves in the Division Series vs. Boston... in the League Championship Series vs. New York, appeared in three games, posting a 3.00 ERA with one save in two chances... blew his first save opportunity, giving up a solo home run to Alex Rodriguez in the 11th inning of Game 2.

**2008**—Reemerged as the Rockies closer and went 1-5 with 30 saves and a 2.73 ERA... tied for sixth among National League relievers in saves... finished the season as the Rox all-time franchise leader in saves (115)... converted each of his last 17 save opportunities... went 24-for-his-last 25 in save opportunities and was 30-for-34 in saves overall... his 88.2 save percentage tied for second in the NL... struck out 54 of the final 118 batters he faced from July 3 through the end of the season... his strikeouts per nine innings rate (15.85) led all MLB pitchers in that span (min. 20 ip)... overall, averaged 11.78 strikeouts per nine innings, the third-best mark among NL relievers... finished the season as the Rockies' all-time leader in strikeouts by a reliever (470)... retired 23 consecutive batters from July 3-23, a new franchise record... was unscored upon in 56 of 67 games... allowed just five earned runs in the second half (1.75 ERA) after allowing 17 runs, 14 earned, prior to the All-Star Break... limited left-handed hitters to a .184 batting average... notched his 100th career save July 17 vs. Pittsburgh, striking out the side... recorded his 103rd career save July 30 at Pittsburgh, becoming the Rockies' all-time franchise saves leader... passed Jose Jimenez (102 saves from 2000-03).

**2007**—Started the season as Colorado's closer, but by season's end was pitching primarily in the eighth inning... went 3-5 with a 3.08 ERA in 64 relief appearances, converting 20 of 27 save opportunities... named to the National League All-Star team for the third straight season, but was replaced on the roster due to a mild lat strain... held opposing batters to a .206 average, including .204 by lefties and .207 by righties... compiled a 3-1 record with a 1.72 ERA in 32 outings at home... retired 19 consecutive batters over a seven-game span from April 9-22... recorded 11 May saves, which tied for the major league lead and set a franchise record for any single month... posted a 0.81 ERA in 23 games from April 29-June 21... placed on the 15-day disabled list July 13 retroactive to July 4 with a mild strain of his left latissimus dorsi muscle (left lat)... made one rehab appearance with Asheville July 17 and two with Colorado Springs Aug. 10 and 12... reinstated Aug. 14 and pitched 0.2 inning that night at San Diego, allowing one hit, one walk, and two strikeouts... after returning from the DL, posted a 1.52 ERA in his final 24 games... appeared in 10 of 11 postseason contests and was 1-0 with a 6.52 ERA... did not allow a run over his first six contests, but was charged with seven runs in 4.1 innings over his next four outings... appeared in all four NLCS contests vs. Arizona... did not allow a run in his first three games, but gave up a three-run home run to Chris Snyder in his final appearance Oct. 15... made three outings during the Fall Classic and combined to allow four runs in 3.2 frames... made his World Series debut in Game 2, Oct. 25 at Fenway Park, tossing 2.0 scoreless innings while allowing just one hit.

**2006**—In his first full season as a closer with Colorado, posted his second consecutive 30-save campaign, ranking seventh in the league in that category... went 3-4 with a 3.44 ERA in 66 relief appearances, converting 30 of 36 save opportunities... became the first pitcher in franchise history with multiple 30-save seasons... selected to the All-Star Game roster for the second consecutive season, making his first career All-Star appearance with a scoreless sixth inning July 11 in Pittsburgh... became just the second Rockies pitcher to appear in the Midsummer Classic, joining Mike Hampton (2001)... had 73 strikeouts, which tied for eighth-most among National League relievers... opposing batters hit just .209, which ranked fifth lowest... was a member of Team USA in the World Baseball Classic, posting three strikeouts in 2.1 innings... beginning July 22, had a 2.17 ERA over his final 29 outings, converting 14

of 16 save chances...combined with Jason Jennings and Tom Martin on the first one-hitter in Rockies franchise history June 20 vs. Oakland...was selected to pitch for a team of MLB players touring Japan from Nov. 2-8, making two appearances...tossed a shutout ninth inning to save MLB's 8-6 win Nov. 4 in Tokyo...blew the save in his final game Nov. 8 in Fukuoka, allowing one run on three hits in 0.2 innings.

**2005**—Spent the season in the Rockies' bullpen, emerging as one of the National League's top closers after being moved to that role in mid-May...was the team's lone All-Star representative...was selected to the National League team in his first career appearance on an All-Star roster for the July 12 game in Detroit...did not appear in the game, but became the first reliever in franchise history to be selected to the NL roster...went 2-5 with a 2.91 ERA in 78 relief appearances...finished the year with 31 saves, which was ninth-most in the NL...was successful in 31 of 34 (91.2%) save opportunities, which ranked sixth in the majors...converted each of his final 17 save chances beginning July 25, setting a single season franchise record...led the Rockies with 78 appearances, which tied for fourth-most in the NL...had 91 strikeouts, which was the second-highest total among NL relievers...opposing batters hit just .218...established career highs in games and strikeouts...lefties hit just .167...from May 1-July 9, his last outing prior to the All-Star break, compiled a 1.72 ERA over 31 appearances.

**2004**—Missed 62 games with a strained back muscle and landed on the disabled list for the first time in his major league career, June 7 to Aug. 14...when healthy, was used primarily in late situations, never making an appearance before the seventh inning...41 of his 47 appearances came in the eighth inning or beyond...finished with the highest ERA (5.64) of his professional career but still had 48 strikeouts in 44.2 innings...retired 35 of 47 first batters faced (.745)...made Colorado's Opening Day roster for the second straight year and began the season by pitching scoreless baseball in 14 of his first 16 appearances, allowing just 17 baserunners while holding the opposition to a .183 average...was especially tough on left-handed batters before the back injury, holding them to a .143 clip throughout April and May...after a rehab stint at Triple-A Colorado Springs from Aug. 3-14, returned to the Rockies and made four appearances in his first week back.

**2003**—Led the Rockies' staff in ERA (2.75), opponents average (.231) and relief innings (75.1) and tied for the team lead in appearances (75)...the opposition hit just .205 with runners on base...totaled 82 strikeouts in 75.1 innings (9.8 per nine innings)...beginning July 1, took the mound from eighth inning on in 34 of his final 39 appearances...was 4-for-6 in save opportunities...posted a 2.40 ERA and three saves at Coors Field while allowing just two home runs...held right-handed batters to a .227 average and left-handers to a .238 mark with only one home run...retired 52 of 75 first batters faced (.693) and stranded 76% of his inherited runners (31 of 41)...was on his first Opening Day roster and was with the club all season...had at least one strikeout in 13 straight appearances from April 23-May 26, during which he posted 21 strikeouts in 13.0 innings...was named "co-closers" in late June...notched his first Major League save July 2 vs. Arizona...did not allow a run during the entire month of August, covering 13 games and 13.0 innings.

**2002**—Split time between Triple-A Colorado Springs and the Rockies...with Colorado, he retired 20 of 31 first batters faced...allowed 6 of 16 (37.5%) inherited runners to score...limited righties to a .155 average but lefties hit .381...opened the season at Colorado Springs, appearing in 21 games before being recalled May 29...after three games with the Rockies, was optioned to Colorado Springs June 5...recalled just two days later June 7 to replace an injured Kent Mercker...saw action in four interleague contests before again being optioned back to Triple-A June 18...called up for the third time July 5 and was sent down after seven appearances, July 30...recalled for the fourth and final time Aug. 23 and was stellar the rest of the year...from Aug. 23 to Sept. 26, yielded just three earned runs in 16.2 innings (1.62 ERA)...posted an 8.0-inning scoreless streak, Sept. 17-22, covering six appearances with 12 strikeouts...tied a club record by recording five consecutive strikeouts Sept. 21 vs. Arizona.

**2001**—Spent most of season at Triple-A Tacoma but had two stints at the major league level with Seattle...made the transition from starter to a reliever...recalled from Tacoma May 31 and made his Major League debut June 2 vs. Tampa Bay in relief (0.2 ip)...made three more relief appearances, earning his first win June 12 at Colorado...optioned to Tacoma June 15 and recalled June 23...after six more games with the Mariners, was optioned to Tacoma July 20, where he remained for the rest of the year...went on

the Rainiers' disabled list with a left shoulder strain Aug. 26 and was reinstated Sept. 17...at Triple-A, had 70 strikeouts in 52.0 innings (12.11 strikeouts per nine innings).

**2000**—Remained at Double-A New Haven for the second straight year...led Eastern League starters with 9.80 strikeouts per nine innings...was second in the league with 152 strikeouts...also tied for third in losses (12) and tied for fifth in walks (70)...tossed a two-hitter Aug. 3 at Akron, his lone career complete game...helped the Ravens win the Eastern League title, going 2-0 with a 2.45 ERA in a pair of postseason starts (11.0 ip, 8 h, 3 r, 3 er, 4 bb, 17 so).

**1999**—Spent the entire season with New Haven...recorded a season-high 10 strikeouts April 21 at Trenton (6.0 ip)...won back-to-back starts, April 21 at Trenton and April 27 at New Britain...was on the disabled list, June 9-Aug. 21...his only relief appearance was his first outing off the DL.

**1998**—Began the year on the disabled list (April 2-20) with left shoulder tendinitis...rebounded to start 22 games for Single-A Lancaster with two relief appearances...finished second in the California League in walks (81) and third in strikeouts per nine innings among starters (10.56)...had 12 strikeouts in three separate starts, May 16 vs. High Desert, July 7 vs. Visalia and Aug. 19 vs. San Bernardino.

**1997**—Started 22 games with Wisconsin...had 153 strikeouts in 118.2 innings...beat Quad City 1-0 July 28, posting 12 strikeouts in 8.0 innings...retired the first 12 batters and had faced the minimum 20 hitters before allowing a single with two outs in the seventh inning...it was the only hit he yielded.

**1996**—Spent his first professional season with Everett...recorded 26 strikeouts in 26.2 innings pitched.

### PERSONAL/MISCELLANEOUS

Brian Christopher Fuentes was originally signed by Mariners' scout Rodney Davis...graduated from Merced Junior College in 1996 where he was a two-time all-league performer...played for the United States in the inaugural World Baseball Classic in 2006...was given the nickname "Tito" by his high school baseball coach...married, Barbara...has four children: Giovanni, Benicio & Gabriella (twins), and Farrah.

### LIFETIME PITCHING RECORD

Year	Club	W	L	ERA	G	GS	CG	SHO	SV	IP	H	R	ER	HR	HB	BB	IBB	SO	WP	BK
1996	Everett	0	1	4.39	13	2	0	0	0	26.2	23	14	13	2	0	13	0	26	5	0
1997	Wisconsin	6	7	3.56	22	22	0	0	0	118.2	84	52	47	6	8	59	0	153	11	3
1998	Lancaster	7	7	4.17	24	22	0	0	0	118.2	121	73	55	8	9	81	0	137	14	2
1999	New Haven	3	3	4.95	15	14	0	0	0	60.0	53	36	33	5	11	46	0	66	1	1
2000	New Haven	7	12	4.51	26	26	1	0	0	139.2	127	80	70	7	13	70	0	152	14	0
2001	Tacoma	3	2	2.94	35	0	0	0	0	65.0	35	19	17	4	6	25	0	70	3	0
	SEATTLE	1	1	4.63	10	0	0	0	0	11.2	6	6	6	2	3	8	0	10	1	0
2002	Colorado Springs	3	3	3.70	41	0	0	0	1	48.2	44	25	20	0	4	32	1	61	3	2
	COLORADO	2	0	4.73	31	0	0	0	0	26.2	25	14	14	4	3	13	0	38	1	0
2003	COLORADO	3	3	2.75	75	0	0	0	4	75.1	64	24	23	7	6	34	2	82	2	1
2004	COLORADO	2	4	5.64	47	0	0	0	0	44.2	46	30	28	5	4	19	6	48	3	0
	Colorado Springs	0	0	0.00	5	5	0	0	0	5.0	1	0	0	0	0	3	0	6	0	0
2005	COLORADO	2	5	2.91	78	0	0	0	31	74.1	59	25	24	6	10	34	4	91	8	0
2006	COLORADO	3	4	3.44	66	0	0	0	30	65.1	50	25	25	8	6	26	4	73	6	0
2007	COLORADO	3	5	3.08	64	0	0	0	20	61.1	46	26	21	6	7	23	0	56	2	0
	Asheville	0	0	0.00	1	0	0	0	0	1.0	0	0	0	0	0	0	0	2	0	0
	Colorado Springs	0	0	0.00	2	1	0	0	0	2.0	2	0	0	0	0	0	0	2	0	0
2008	COLORADO	1	5	2.73	67	0	0	0	30	62.2	47	22	19	3	1	22	1	82	1	0
2009	LOS ANGELES (AL)	1	5	3.93	65	0	0	0	48	55.0	53	24	24	6	5	24	2	46	1	0
2010	LOS ANGELES (AL)	4	1	3.52	39	0	0	0	23	38.1	28	17	15	5	1	18	1	39	2	1
	Rancho Cucamonga	0	0	0.00	1	1	0	0	0	1.0	0	0	0	0	0	0	0	1	0	0
	MINNESOTA	0	0	0.00	9	0	0	0	1	9.2	3	0	0	0	1	2	0	8	1	0
<b>AL Totals</b>		<b>6</b>	<b>7</b>	<b>3.53</b>	<b>123</b>	<b>0</b>	<b>0</b>	<b>0</b>	<b>72</b>	<b>114.2</b>	<b>90</b>	<b>47</b>	<b>45</b>	<b>13</b>	<b>10</b>	<b>52</b>	<b>3</b>	<b>103</b>	<b>5</b>	<b>1</b>
<b>NL Totals</b>		<b>16</b>	<b>26</b>	<b>3.38</b>	<b>428</b>	<b>0</b>	<b>0</b>	<b>0</b>	<b>115</b>	<b>410.1</b>	<b>337</b>	<b>166</b>	<b>154</b>	<b>39</b>	<b>37</b>	<b>171</b>	<b>17</b>	<b>470</b>	<b>23</b>	<b>1</b>
<b>ML Totals</b>		<b>22</b>	<b>33</b>	<b>3.41</b>	<b>551</b>	<b>0</b>	<b>0</b>	<b>0</b>	<b>187</b>	<b>525.0</b>	<b>427</b>	<b>213</b>	<b>199</b>	<b>52</b>	<b>47</b>	<b>223</b>	<b>20</b>	<b>573</b>	<b>28</b>	<b>2</b>



## CAREER TRANSACTIONS

**1995** — Selected by the Seattle Mariners organization in the 25th round of the June draft. **2001** — Traded to the Colorado Rockies with pitchers Jose Paniagua and Denny Stark for infielder Jeff Cirillo, December 15. **2004** — On disabled list, June 7 to August 14; included rehabilitation assignment to Colorado Springs, August 3 to 14. **2007** — On disabled list, July 4 to August 13; included rehabilitation assignments to Asheville, July 17 to 18, and Colorado Springs, August 10 to 13. **2008** — Elected free agency, November 1. **2009** — Signed by the Los Angeles Angels, January 5. **2010** — On disabled list, April 6 to 20; included rehabilitation assignment to Rancho Cucamonga, April 19 to 20. Traded to the Minnesota Twins for a player to be named later (pitcher Loek Van Mil on Sept. 1), August 27. Elected free agency, November 1. **2011** — Signed by the Oakland Athletics, January 19.

## DIVISION SERIES RECORD

Year	Club/Opp.	W	L	ERA	G	GS	CG	SHO	SV	IP	H	R	ER	HR	HB	BB	IBB	SO	WP	BK
2007	COL vs. PHI	1	0	0.00	3	0	0	0	0	2.1	1	0	0	0	0	3	0	4	1	0
2009	LAA vs. BOS	0	0	0.00	2	0	0	0	2	1.2	0	0	0	0	0	1	0	0	0	0
2010	MIN vs. NYY	0	0	0.00	2	0	0	0	0	2.2	1	0	0	0	0	0	0	2	0	0
<b>Totals</b>		<b>1</b>	<b>0</b>	<b>0.00</b>	<b>7</b>	<b>0</b>	<b>0</b>	<b>0</b>	<b>2</b>	<b>6.2</b>	<b>2</b>	<b>0</b>	<b>0</b>	<b>0</b>	<b>0</b>	<b>4</b>	<b>0</b>	<b>6</b>	<b>1</b>	<b>0</b>

## LEAGUE CHAMPIONSHIP SERIES RECORD

Year	Club/Opp.	W	L	ERA	G	GS	CG	SHO	SV	IP	H	R	ER	HR	HB	BB	IBB	SO	WP	BK
2007	COL vs. ARI	0	0	7.36	4	0	0	0	0	3.2	7	3	3	1	0	0	0	6	0	0
2009	LAA vs. NYY	0	0	3.00	3	0	0	0	1	3.0	1	1	1	1	1	3	2	3	0	0
<b>Totals</b>		<b>0</b>	<b>0</b>	<b>5.40</b>	<b>7</b>	<b>0</b>	<b>0</b>	<b>0</b>	<b>1</b>	<b>6.2</b>	<b>8</b>	<b>4</b>	<b>4</b>	<b>2</b>	<b>1</b>	<b>3</b>	<b>2</b>	<b>9</b>	<b>0</b>	<b>0</b>

## WORLD SERIES RECORD

Year	Club/Opp.	W	L	ERA	G	GS	CG	SHO	SV	IP	H	R	ER	HR	HB	BB	IBB	SO	WP	BK
2007	COL vs. BOS	0	0	9.82	3	0	0	0	0	3.2	6	4	4	1	0	2	0	1	0	0

## ALL-STAR GAME RECORD

Year	Club/Site	W	L	ERA	G	GS	CG	SHO	SV	IP	H	R	ER	HR	HB	BB	IBB	SO	WP	BK
2005	NL/Det.								(Did not pitch)											
2006	NL/Pit.	0	0	0.00	1	0	0	0	0	1.0	0	0	0	0	0	0	0	1	0	0
2007	NL/S.F.								(Did not pitch)											
2009	AL/StL.								(Did not pitch)											

## WORLD BASEBALL CLASSIC RECORD

Year	Club	W	L	ERA	G	GS	CG	SHO	SV	IP	H	R	ER	HR	HB	BB	IBB	SO	WP	BK
2006	United States	0	0	0.00	3	0	0	0	0	2.1	1	0	0	0	0	0	0	3	0	0

## OAKLAND A'S CLINCHING DATES

Year	Date	Game No.	Opponent	Score	Winner	Loser
1971	September 15	149	at Chicago	3-2	Grant	Wood
1972	September 28	150	Minnesota	8-7	Fingers	LaRoche
1973	September 23	156	at Chicago	10-5	Blue	Wood
1974	September 27	158	Chicago	2-3	Bahnsen	Holtzman
1975	September 24	158	Chicago	13-2	Blue	Jefferson
1988	September 19	151	Minnesota	5-3	Stewart	Toliver
1989	September 27	158	Texas	5-0	Moore	Moyer
1990	September 25	154	at Kansas City	5-0	Stewart	Appier
1992	September 28	156/157	Off Day*			
2000	October 1	161	Texas	3-0	Hudson	Glynn
2001	September 23	150	Seattle	7-4	Mulder	Garcia
2002	September 20 (Playoff)	154	Texas	4-2	Mecir	Kolb
	September 26 (Division)	159	at Seattle	5-3 (10)	Koch	Hasegawa
2003	September 23	158	Texas	4-3 (10)	Foulke	Cordero
2006	September 26	157	at Seattle	12-3	Harden	Woods

\*Chicago defeated 2nd place Minnesota on the A's off day.

## VS. THE AMERICAN LEAGUE

2010		CAREER												
ERA	W	L	S	G	IP	ER	vs. TEAM	ERA	W	L	S	G	IP	ER
—	0	0	0	0	0.0	0	Baltimore	3.24	0	0	8	9	8.1	3
9.00	0	0	0	2	2.0	2	Boston	6.75	0	1	2	8	6.2	5
0.00	1	0	1	4	4.0	0	Cleveland	5.40	1	1	4	14	11.2	7
2.08	0	0	2	4	4.1	1	Chicago	2.70	0	1	6	11	10.0	3
4.91	0	1	1	3	3.2	2	Detroit	3.38	0	2	5	13	13.1	5
2.84	1	0	3	6	6.1	2	Kansas City	1.45	1	0	11	19	18.2	3
—	0	0	0	0	0.0	0	Los Angeles	0.00	0	0	0	2	2.0	0
0.00	0	0	1	2	2.0	0	Minnesota	0.00	1	0	2	5	5.1	0
0.00	0	0	1	1	1.0	0	New York	3.60	1	1	6	7	5.0	2
0.00	0	0	2	3	2.2	0	Oakland	2.81	0	2	11	17	16.0	5
0.00	1	0	4	6	5.1	0	Seattle	3.21	2	0	7	15	14.0	5
22.50	0	0	0	2	2.0	5	Tampa Bay	7.94	0	0	2	7	5.2	5
0.00	0	0	4	6	6.0	0	Texas	3.29	0	0	9	13	13.2	5
0.00	1	0	0	2	2.0	0	Toronto	4.26	1	1	2	7	6.1	3

## VS. THE NATIONAL LEAGUE

2010		CAREER												
ERA	W	L	S	G	IP	ER	vs. TEAM	ERA	W	L	S	G	IP	ER
—	0	0	0	0	0.0	0	Arizona	3.26	3	4	13	57	58.0	21
—	0	0	0	0	0.0	0	Atlanta	1.76	0	0	4	15	15.1	3
40.50	0	0	0	1	0.2	3	Chicago	4.70	0	1	3	16	15.1	8
—	0	0	0	0	0.0	0	Cincinnati	4.76	0	3	7	17	17.0	9
0.00	0	0	1	2	2.0	0	Colorado	0.00	1	0	2	4	4.2	0
—	0	0	0	0	0.0	0	Florida	2.93	1	0	4	17	15.1	5
—	0	0	0	0	0.0	0	Houston	11.20	0	3	5	15	13.2	17
0.00	0	0	4	4	4.0	0	Los Angeles	2.11	3	2	17	57	55.1	13
—	0	0	0	0	0.0	0	Milwaukee	0.77	0	0	4	13	11.2	1
—	0	0	0	0	0.0	0	New York	1.15	0	0	2	16	15.2	2
—	0	0	0	0	0.0	0	Philadelphia	0.00	1	0	2	13	9.2	0
—	0	0	0	0	0.0	0	Pittsburgh	2.00	1	1	5	18	18.0	4
—	0	0	0	0	0.0	0	San Diego	5.02	1	4	13	59	57.1	32
—	0	0	0	0	0.0	0	San Francisco	3.72	2	4	20	51	46.0	19
—	0	0	0	0	0.0	0	St. Louis	3.79	1	1	5	20	19.0	8
—	0	0	0	0	0.0	0	Washington	3.31	2	1	6	16	16.1	6

## MONTHLY BREAKDOWN

2010		CAREER												
ERA	W	L	S	G	IP	ER	by MONTH	ERA	W	L	S	G	IP	ER
3.86	1	1	3	5	4.2	2	April	3.47	2	5	19	84	80.1	31
5.63	2	0	3	8	8.0	5	May	2.85	4	4	35	94	88.1	28
4.66	0	0	0	8	9.2	5	June	3.71	3	9	39	95	89.2	37
1.00	0	0	5	9	9.0	1	July	4.79	5	4	32	81	77.0	41
2.45	1	0	5	8	7.1	2	August	1.74	3	2	32	87	82.2	16
0.00	0	0	0	7	8.1	0	September	3.92	5	9	28	106	103.1	45
0.00	0	0	0	1	1.0	0	October	2.45	0	0	2	4	3.2	1

## PITCHING BREAKDOWN

2010		CAREER												
ERA	W	L	S	G	IP	ER	by CATEGORY	ERA	W	L	S	G	IP	ER
2.63	4	1	14	28	27.1	8	Home	3.50	16	16	92	291	280.2	109
3.05	0	0	10	20	20.2	7	Road	3.32	6	17	95	260	244.1	90
3.29	4	0	4	15	13.2	5	Day	4.03	11	8	45	184	174.0	78
2.62	0	1	20	33	34.1	10	Night	3.10	11	25	142	367	351.0	121
4.26	3	1	16	26	25.1	12	Pre-ASG	3.68	11	19	106	305	288.1	118
1.19	1	0	8	22	22.2	3	Post-ASG	3.08	11	14	81	246	236.2	81
—	0	0	0	0	0.0	0	Starter	—	0	0	0	0	0.0	0
2.81	4	1	24	48	48.0	15	Reliever	3.41	22	33	187	551	525.0	199

## BALLPARK BREAKDOWN

	ERA	W	L	S	G	IP	ER
Angel Stadium	4.11	5	4	35	56	50.1	23
AT&T Park	3.52	0	2	15	27	23.0	9
Busch Stadium	0.00	0	0	2	5	4.2	0
Busch Stadium II	0.00	0	0	1	5	4.2	0
Camden Yards	4.26	0	0	6	7	6.1	3
Chase Field	2.93	0	1	9	29	27.2	9
Citizens Bank Park	0.00	0	0	2	6	4.2	0
Comerica Park	2.70	0	1	2	6	6.2	2
Coors Field	3.39	12	11	57	228	225.1	85
Dodger Stadium	1.98	1	1	11	29	27.1	6
Fenway Park	7.36	0	1	1	5	3.2	3
Great American	9.95	0	3	2	7	6.1	7
Kauffman Stadium	2.00	0	0	5	8	9.0	2
Metrodome	0.00	0	0	0	1	1.1	0
Miller Park	1.29	0	0	2	7	7.0	1
Minute Maid Park	14.09	0	3	1	8	7.2	12
Nationals Park	0.00	0	0	1	1	1.0	0
Oakland Coliseum	0.00	0	0	8	8	7.1	0
Olympic Stadium	0.00	1	0	0	3	3.0	0
PETCO Park	3.66	0	2	4	21	19.2	8
PNC Park	2.35	1	0	2	8	7.2	2
Progressive Field	2.25	0	1	3	4.0	1	
Qualcomm Stadium	1.42	0	0	0	6	6.1	1
Rangers Ballpark	6.43	0	0	2	6	7.0	5
RFK Stadium	3.00	0	0	3	3	3.0	1
Rogers Centre	11.57	0	1	1	3	2.1	3
Safeco Field	1.54	1	1	4	13	11.2	2
Shea Stadium	1.59	0	0	0	6	5.2	1
Sun Life Stadium	4.50	1	0	3	8	6.0	3
Target Field	0.00	0	0	0	4	3.2	0
Tropicana Field	0.00	0	0	1	1	1.0	0
Turner Field	2.08	0	0	1	5	4.1	1
U.S. Cellular Field	2.45	0	0	4	7	7.1	2
Veterans Stadium	0.00	0	0	0	1	0.1	0
Wrigley Field	5.63	0	1	1	9	8.0	5
Yankee Stadium	INF	0	1	0	1	0.0	2

## FIELDING STATISTICS

Pitcher								
Year	Pct.	G	PO	A	E	TC	DP	
2001	1,000	10	1	3	0	4	0	
2002	.800	31	2	2	1	5	0	
2003	.923	75	3	9	1	13	1	
2004	.857	47	0	6	1	7	0	
2005	1,000	78	0	8	0	8	0	
2006	.875	66	1	6	1	8	0	
2007	.857	64	0	6	1	7	0	
2008	1,000	67	1	9	0	10	0	
2009	1,000	65	1	6	0	7	0	
2010	1,000	48	0	5	0	5	0	
<b>Totals</b>	<b>.932</b>	<b>551</b>	<b>9</b>	<b>60</b>	<b>5</b>	<b>74</b>	<b>1</b>	

## FUENTES' CAREER HIGHS

**Low Hit Complete Game:** None  
**Innings Pitched:** 2.0 (14 times), last: September 25, 2010 at Detroit  
**Strikeouts:** 5 (twice), last: June 15, 2005 at Cleveland  
**Longest Winning Streak:** 4 (twice), last: April 28, 2010 to present  
**Longest Losing Streak:** 6, September 4, 2006 to August 20, 2007  
**Longest Scoreless Streak:** 17.0, June 4 to July 23, 2009

**LEFT-HANDED PITCHER****Height/Weight:** 6-0 / 206**Bats/Throws:** Right / Left**Birthdate:** September 19, 1985**Opening Day Age:** 25**Birthplace/Resides:** Hialeah, Florida / Hialeah, Florida**Major League Service:** 1 year, 162 days**Obtained:** Acquired from the Chicago White Sox with Fautino De Los Santos and Ryan Sweeney in exchange for Nick Swisher, January 3, 2008.**Contract Status:** First year of a one-year contract through 2011.**CAREER HIGHLIGHTS**

Completed his third season with Oakland in 2010 and went 15-9 with a 3.23 ERA in 33 starts after going 7-11 with a 6.24 ERA in 30 games, 24 starts over his first two seasons...has 314 strikeouts (8.5 per nine innings) and 173 walks (4.7 per nine innings) in 333.1 career innings pitched...posted a 43-36 record and a 3.54 ERA in 126 appearances, 123 starts, in six minor league seasons...struck out 776 in 676.1 innings (10.33 per nine innings) and held minor league opponents to a .221 batting average...ranked eighth in the American League in ERA in 2010 (3.23) and tied for 10th in wins (15)...ranked fifth among AL rookies with 109 strikeouts in 2009...was named to the Pacific Coast League Postseason All-Star Team in 2008...was a Southern League Postseason All-Star in 2007 after leading all of minor league baseball with 185 strikeouts...has been traded three times in his career...was originally drafted by the Chicago White Sox as a compensation pick following the first round of the 2004 draft and was dealt to Philadelphia in the Jim Thome trade following the 2005 season...was reacquired by the White Sox following the 2006 season and was dealt to Oakland in the Nick Swisher trade in January, 2008.

**2010 HIGHLIGHTS**

Began the season as the A's fifth starter but ended up finishing second on the team in wins, posting a 15-9 record with a 3.23 ERA in a team-leading 33 starts...was the only Athletic to spend the entire season in the starting rotation...entered the season with a 7-11 record and 6.24 ERA in 30 games, 24 starts, over his first two seasons...tied for fourth in the American League in games started, ranked fifth in opponents slugging (.329), eighth in ERA, 10th in opponents batting average (.229) and tied for 10th in wins...led the A's with 171 strikeouts and 92 walks...his walk total was second highest in the AL...also led the A's in innings pitched (200.2)...yielded just 15 home runs for an average of 0.67 per nine innings, which was 10th lowest in the AL...also ranked 10th in the AL in pitches (3369)...was 7-6 with a 3.79 ERA in 18 starts before the All-Star Break...then went 8-3 with a 2.59 ERA in 15 starts after the break...ranked fourth in the AL in post-break ERA and tied for fourth in wins...had an 8-3 record, a 2.56 ERA and .199 opponents batting average in 16 starts in Oakland, compared to 7-6 with a 3.92 ERA and .257 opponents average in 17 starts on the road...had the lowest home opponents batting average in the majors and ranked eighth in the AL in ERA and tied for ninth in wins...his opponents batting average broke down to .209 (37 for 177) against left-handed hitters and .235 (134 for 571) against right-handers...yielded a .188 batting average and .234 on-base percentage to hitters leading off an inning...the on-base percentage was second lowest in the AL while the batting average was third lowest...allowed a .204 batting average with the bases empty and .267 with runners on, although that dropped to .239 with runners in scoring position...held the opponents number three hitter to a .176 average, which was second lowest in the AL...posted a 7-1 record and a 2.58 ERA in 11 starts against AL West teams, 8-8 with a 3.55 ERA in 22 starts against everyone else...his career numbers are 10-3 with a 2.94 ERA (38 er in 116.1 ip) against divisional foes and 12-17 with a 5.23 ERA (126 er in 217.0 ip) against all other teams...was 7-1 with a 2.17 ERA and .192 opponents average in 11 starts during the day, 8-8 with a 3.86 ERA and .249 opponents average in 22 starts at night...ranked second in the AL in day ERA, tied for third in wins and fourth in opponents average...is now 10-4 with a 3.69 ERA (49 er in 119.2 ip) in 20 career appearances during the day, compared to 12-16 with a 4.84 ERA (115 er in 213.2 ip) in 43 games at night...received run support of two runs or fewer in each of his nine losses and had just six total runs of support in those starts (45.2 ip, 1.18 RSA)...has 18 runs of support in his 20 career losses (94.0 ip, 1.72 RSA)...is 21-4 in 36 career starts with run support of two or more and 1-16 in 21 starts with support of one run or fewer...the A's were 19-14 (.576) in his starting assignments and are 30-27 (.526) in his career...tossed six or more innings in 25 of his 33 starts, allowed two runs or fewer 19 times and walked two batters or

fewer 13 times...did not allow a run in eight starts...since 1975, the only A's pitcher with eight starts in a season without allowing a run is Mike Moore in 1989.

**OAKLAND:** Went 3-3 with a 4.08 ERA over his first seven starts through May 12...then enjoyed a three-game winning streak from May 17 to June 6...compiled a 2.97 ERA and .208 opponents batting average during the five-start stretch...combined with Andrew Bailey on a three-hit shutout in the A's 1-0 win over San Francisco May 22 in Oakland...tossed a career-high 8.0 innings and allowed two hits while walking one...retired each of the final 20 batters he faced and the first two in his next start May 27 at Baltimore...lost consecutive interleague starts June 11 at San Francisco and June 16 at Chicago, allowing a combined 10 runs on 14 hits in 10.1 innings...that increased his overall record at 6-5 with a 4.21 ERA...then went 9-4 with a 2.53 ERA over his final 19 starts beginning June 21...had the third lowest ERA in the AL over that stretch (Hernandez, SEA 1.48; Scherzer, DET 2.20)...was 3-1 with a 3.34 ERA in five starts in July...the ERA was his lowest of any month until he went 3-2 with a 1.98 ERA in six starts in August...tossed his first career complete game, a six-hitter in the A's 4-1 loss at Chicago Aug. 1...struck out a career-high 11, his second career 10-strikeout game...allowed all four runs in the fifth inning...won four consecutive starts from Aug. 24 to Sept. 8 to match the longest winning streak of his career...had a 1.75 ERA and .208 opponents average during the streak...combined with Wuertz and Blevins on a five-hit shutout in the A's 5-0 win at Cleveland Aug. 24...won all three of his starts against Cleveland in 2010, not allowing a run in 20.2 innings...the last pitcher to make at least three starts against the Indians without allowing a run is Bob Welch, who did it for Oakland in 1989 (21.0 innings)...is now 4-0 with a 0.89 ERA in five career starts against the Indians...also combined with Wuertz, Rodriguez and Ziegler on a five-hit shutout in the A's 8-0 win over Los Angeles Sept. 3...had his winning streak snapped Sept. 14 at Kansas City when he allowed a season-high seven runs in a season-low 2.0 innings...picked up his 15th win in his final start of the season at Seattle Sept. 30, pitching 7.0 shutout innings and tossing a career-high 118 pitches.

## CAREER

**2009**—Began the season at Triple-A Sacramento and had two one-game stints with Oakland before returning for a third time June 24...spent the remainder of the season in the starting rotation and was 6-7 with a 5.75 ERA in 20 games, 17 starts, overall...had 109 strikeouts, which ranked fifth among American League rookies and was the seventh-best total by a rookie in Oakland history...tossed just 98.2 innings for an average of 9.94 strikeouts per nine innings...based on a minimum of 90 innings pitched, that is the best ratio in Athletics history, topping the previous high of 9.77 by Wes Stock of the 1964 Kansas City A's...using the same minimum, he ranked third in the AL and fifth in the majors in 2009 in strikeouts per nine innings...however, he issued 56 walks for an average of 5.11 per nine innings, which led the AL and was second highest in the majors...allowed a .288 batting average, including .271 against right-handed hitters and .340 against left-handers...yielded six home runs in 94 at-bats against lefties (1 per 15.7 at-bats) and eight in 299 at-bats against righties (1 per 37.4 at-bats)...allowed a .269 opponents batting average over his first 60 pitches in a game and .321 after that...was 4-2 with a 4.69 ERA in 10 games on the road, compared to 2-5 with a 6.75 ERA in 10 starts at home...allowed 11 of his 14 home runs in Oakland...compiled a 7.27 ERA in both May and June and a 7.48 ERA in July, giving him an ERA over 7.00 in each of the first five months of his career...then went 2-3 with a 4.54 ERA in six starts in August and 2-1 with a 4.50 ERA in four starts in September...was 6-4 with a 3.84 ERA in 14 starts on five days rest or less and 0-3 with a 16.97 ERA in three starts on six or more days rest...the Florida native was 5-2 with a 2.84 ERA in seven starts with a game time temperature of 72 and above and 1-5 with a 7.88 ERA in his other 10 starts, including 0-2 with 12.42 ERA in four starts with a temperature of 62 or less...had a 6.49 ERA and allowed 12 of his 14 home runs in the first through third innings...the A's were 9-8 (.529) in his starting assignments...tossed at least 6.0 innings in just seven of his 17 starts, allowed two runs or fewer six times and walked two or fewer seven times...as a reliever, he allowed all three of his inherited runners to score and first batters faced were 1 for 3 with two RBI...was recalled from Sacramento for the first time May 2 and made his 2009 debut the next day at Seattle...entered the game in the 10<sup>th</sup> inning and tossed 5.0 innings and 108 pitches...the pitches were the most by a reliever since Esteban Loaiza on Sept. 26, 2004 for New York against Boston (109)...they are the most by an Oakland reliever since pitch count data first became available in 1988...was optioned to Sacramento the next day but returned May 18...pitched 3.2 innings of relief that day at Tampa Bay (91 pitches) and was optioned back to Sacramento again the next day...returned for good June 24 when he took Josh Outman's spot in the starting rotation...lost each of his first two starts and was 0-2 with a 7.27 ERA over his first four games overall...then spliced together a career best four-game winning streak from July 5 to

Aug. 10...had a 4.72 ERA over that seven-game, six-start stretch, because he allowed a career-high 11 runs on a career-high tying 10 hits in 2.2 innings July 20 against Minnesota...however, ended up with a no decision as the A's overcame an Oakland record 10-run deficit to win 14-13...is the sixth pitcher in Oakland history to allow 11 or more runs in a game, the first to do it in less than 3.0 innings...according to the Elias Sports Bureau, he is just the second starting pitcher since 1900 to avoid a loss in a game in which he pitched fewer than three innings and gave up at least 11 runs (Scott Feldman, TEX, Aug. 12, 2008 at Boston)...combined with Ziegler, Wuertz and Breslow on a five-hit shutout in the A's 6-0 win over Texas Aug. 4 in Oakland and then tossed 6.0 scoreless innings in his next start Aug. 10 at Kansas City...had his scoreless streak snapped at a career-high 14.2 innings Aug. 15 against Chicago...allowed six runs on six hits and a career-high six walks for the loss...struck out a career-high 10 in his final start Oct. 2 against the Angels in Oakland...went 4-1 with a 2.51 ERA in 12 games, all starts, with the Sacramento...held the opposition to a .194 batting average, including .188 against right-handed hitters and .209 against left-handers...allowed all five of his home runs to righties...his opponents batting average dropped to .160 with runners in scoring position...struck out 71 in 61.0 innings, an average of 10.48 per nine innings...also issued 34 walks (5.02 per nine innings)...was 3-1 with a 1.54 ERA in seven starts at home and 1-0 with a 3.81 ERA in five starts on the road...went 1-0 with a 2.12 ERA in four starts before the A's called for the first time May 2...made two more starts May 9 and 14, going 0-1 with a 9.82 ERA, before returning to Oakland May 18...then went 3-0 with a 1.23 ERA in six starts with the River Cats during his third stint...did not allow a run over his final three Triple-A starts for a 19.1-inning scoreless streak and allowed just one run over his final five starts and 30.1 innings (0.30 ERA)...ranked fourth in the Pacific Coast League in ERA at the time of his final promotion to Oakland June 24...had the PCL's lowest opponents batting average and ranked second in strikeouts.

**2008**—Spent the first four months of the season at Triple-A Sacramento before making his Major League debut with the A's in August...was named the A's seventh best prospect by *Baseball America* following the season...was selected Aug. 6 and placed in the A's starting rotation where he went 1-4 with a 9.32 ERA and .265 opponents batting average in seven starts...was moved to the bullpen following his start Sept. 8 at Detroit and did not allow a run while holding the opposition to a .105 batting average in three relief appearances (6.0 ip)...was 1-4 with a 7.68 ERA in 10 games, seven starts, overall...the ERA was fourth highest in Oakland history among pitchers with 30 or more innings pitched and was the highest since Willie Adams had an 8.18 ERA in 1997...held the opposition to a .242 batting average but 19 of the 32 hits he allowed were for extra bases...yielded a .538 slugging percentage...struck out 34 batters in 34.0 innings but also issued 25 walks...his opponents batting average broke down to .194 against left-handed hitters and .260 against right-handers...allowed all nine of his home runs to righties...allowed a .194 opponents batting average the first time through the lineup and .292 after that...compiled a 10.50 ERA over the first four innings of a game and 0.90 ERA from the fifth inning on...opponents hit .200 with the bases empty and .308 with runners on base...tossed more than five innings in just one of his seven starts and allowed fewer than four runs once...took the loss in his debut, a 5-1 loss at Toronto Aug. 6 (6.0 ip, 4 h, 4 r, 4 er, 2 bb, 4 so)...then picked up his first Major League win in his second start Aug. 12, a 2-1 A's win over Tampa Bay (5.0 ip, 5 h, 1 r, 1 er, 4 bb, 5 so)...Blevins, Devine and Ziegler preserved the win, marking just the fourth time in ML history that a starting pitcher earned his first career win with help from at least three rookie relievers but no veterans...then went 0-3 with a 12.71 ERA over his next five starts...allowed nine runs in 1.2 innings in a 14-8 loss at Detroit Sept. 8 and was moved to the bullpen for the remainder of the season...retired 17 of the 20 batters he faced in relief...went 8-7 with a 4.24 ERA in 23 games, 22 starts, with Sacramento...struck out 128 batters in 123.0 innings...ranked fourth in the Pacific Coast League in strikeouts and ninth in ERA...was named to the PCL Postseason All-Star Team...led the River Cats in strikeouts and walks (61) and tied for the team lead in games started...ranked fourth in the A's farm system in strikeouts and was 10th in ERA...allowed a .233 opponents batting average, which included a .198 mark against left-handed hitters...was 5-3 with a 2.09 ERA, .160 opponents batting average and one home run in 60.1 innings in 10 games at home...went 0-2 with a 4.85 ERA over his first eight starts...had his first 10-strikeout game of the season June 18 against Fresno when he fanned 12 in 8.0 scoreless innings (1 h, 0 bb)...was named Pacific Coast League Pitcher of the Week for the week of June 16-23 after going 1-1 with a 5.07 ERA (10.2 ip, 8 h, 6 r, 6 er, 4 bb, 17 so)...went 5-1 with a 1.74 ERA over his final seven starts...began that stretch with a season best four-game winning streak from June 29 to July 14 (0.95 ERA)...tossed his first career complete game July 4 at Fresno, a one-hitter in the River Cats 5-1 win...walked two and struck out a season high 13.

**2007**—Was named to the Southern League Postseason All-Star Team after leading the league in strikeouts (185) and ranking fourth in ERA (3.18) while posting a 9-7 record in 27 games, all starts, at Double-A Birmingham...his strikeout total led all of minor league baseball and he had the eighth best strikeout per nine inning ratio among starters (11.10)...had the lowest opponents batting average (.216), fewest base runners per nine innings (10.50) and the highest ratio of strikeouts per nine innings (11.10) among starters in the SL...was named to *Baseball America's* and Topps Double-A All-Star teams and the SL midseason All-Star team...his .216 opponents batting average included a .212 mark against right-handed hitters and .224 against left-handers...allowed a .218 average with runners in scoring position...eight of the 10 home runs he yielded were solo shots...allowed two runs or fewer in 20 of his 27 starts and had five games of at least 10 strikeouts...tossed 5.0 scoreless and hitless innings in his first start of the season April 6 against Carolina...struck out 12 batters in 6.0 innings April 22 at Mississippi...fanned a season high 13 in a season high 7.0 innings April 27 against Huntsville, a 6-3 win...finished April with a 4-1 record and 1.91 ERA in five starts...went 5-6 with a 3.48 ERA over his final 22 starts...fanned 12 batters in 6.0 innings but allowed one unearned run in a 2-1, 11-inning loss at Carolina May 24...had a pair of 11-strikeout games July 26 at West Tenn and Aug. 7 at Mobile.

**2006**—Was 7-12 with a 4.66 ERA and 166 strikeouts in 27 starts with Double-A Reading...was named to the Eastern League midseason All-Star Team...his 166 strikeouts ranked second in the EL and tied for 12th among all minor-leaguers...also led the EL in walks (81) and tied for the lead in home runs (24)...allowed a .239 opponents batting average, including .236 against right-handers and .246 against left-handers...opponents hit .125 with runners in scoring position and two outs...participated in the All-Star Futures Game at PNC Park in Pittsburgh and tossed a scoreless third inning for the United States team (1.0 ip, 1 so)...was named Phillies Minor League Pitcher of the Week for April 6-16...was 1-0 with a 1.48 ERA in four starts in April...struck out a season high 12 in 7.0 innings June 13 at Erie...played for Peoria of the Arizona Fall League, going 0-0 with a 2.81 ERA in six games, five starts...was the starting pitcher in the AFL inaugural Rising Stars Showcase.

**2005**—Split the season between Single-A Kannapolis and Single-A Winston-Salem, going 13-6 with a 2.82 ERA and 163 strikeouts in 24 games, 23 starts...led all White Sox farmhands in strikeouts and tied for second in ERA...was named to the South Atlantic League mid-season All-Star Team...twice was named SAL Pitcher of the Week (April 7-17 and May 30-June 5).

**2004**—Combined to go 2-3 with a 2.70 ERA in 13 games, 12 starts, between Advanced Rookie Bristol and Single-A Kannapolis...was rated by *Baseball America* as the No. 7 prospect in the organization...among the Sox 2004 draft class, was cited by the same publication as having the Best Breaking Ball, Best Fastball and Closest to the Majors (with Josh Fields).

## PERSONAL/MISCELLANEOUS

Giovany A. Gonzalez...ranked by *Baseball America* as the No. 28 Prospect in the 2004 draft out of Monsignor Pace High School...was drafted by the White Sox following the first round as compensation for the loss of free agent Tom Gordon...was recommended/signed by Jose Ortega...was a two-time selection to the Miami Herald All-Dade Baseball Team, as well as the Florida Sports Writers Association's Florida All-State Team...pitched in back-to-back state championship games as a freshman and sophomore...participates in the A's Amigos community program...was part of the A's off-season community caravan in December 2008, visiting the George Mark Children's House, International Community After School Academy, the Hamilton Family Center, and the San Francisco Firefighter's Toy Drive at Old Station 30...supports various A's Community Fund events and initiatives.

## LIFETIME PITCHING RECORD

Year	Club	W	L	ERA	G	GS	CG	SHO	SV	IP	H	R	ER	HR	HB	BB	IBB	SO	WP	BK
2004	Bristol	1	2	2.25	7	6	0	0	0	24.0	17	8	6	0	0	8	0	36	4	1
	Kannapolis	1	1	3.03	6	6	0	0	0	32.2	30	13	11	1	0	13	0	27	1	1
2005	Kannapolis	5	3	1.87	11	10	0	0	0	57.2	36	16	12	3	2	22	0	84	2	3
	Winston-Salem	8	3	3.56	13	13	0	0	0	73.1	61	33	29	5	1	25	0	79	2	3
2006	Reading	7	12	4.66	27	27	0	0	0	154.2	140	88	80	24	8	81	0	166	9	2
	Birmingham	9	7	3.18	27	27	0	0	0	150.0	116	57	53	10	2	57	1	185	5	2
2008	Sacramento	8	7	4.24	23	22	1	0	0	123.0	106	65	58	12	2	61	1	128	5	0
	OAKLAND	1	4	7.68	10	7	0	0	0	34.0	32	34	29	9	3	25	1	34	1	0
2009	Sacramento	4	1	2.51	12	12	0	0	0	61.0	42	21	17	5	3	34	2	71	6	0
	OAKLAND	6	7	5.75	20	17	0	0	0	98.2	113	68	63	14	1	56	2	109	2	0
2010	OAKLAND	15	9	3.23	33	33	1	0	0	200.2	171	75	72	15	4	92	1	171	4	1
ML Totals		22	20	4.43	63	57	1	0	0	333.1	316	177	164	38	8	173	4	314	7	1

## CAREER TRANSACTIONS

**2004** — Selected by the Chicago White Sox organization as a compensation pick following the 1st round (38th selection overall) of the First-Year Player Draft. **2005** — Traded with outfielder Aaron Rowand and pitcher Daniel Haigwood to the Philadelphia Phillies for first baseman Jim Thome and cash, November 25. **2006** — Traded with pitcher Gavin Floyd to the Chicago White Sox for pitcher Freddy Garcia, December 7. **2008** — Traded with pitcher Fautino De Los Santos and outfielder Ryan Sweeney to the Oakland Athletics for first baseman/outfielder Nick Swisher, January 3.

## VS. THE AMERICAN LEAGUE

2010		CAREER												
ERA	W	L	S	G	IP	ER	vs. TEAM	ERA	W	L	S	G	IP	ER
4.26	0	0	0	1	6.1	3	Baltimore	2.19	1	0	0	2	12.1	3
5.73	1	0	0	2	11.0	7	Boston	5.51	1	0	0	3	16.1	10
2.57	0	1	0	2	14.0	4	Chicago	6.45	0	3	0	4	22.1	16
0.00	3	0	0	3	20.2	0	Cleveland	0.89	4	0	0	5	30.1	3
—	0	0	0	0	0.0	0	Detroit	10.22	0	3	0	3	12.1	14
8.00	1	1	0	2	9.0	8	Kansas City	7.85	1	2	0	4	18.1	16
1.50	2	0	0	2	12.0	2	Los Angeles	3.29	3	1	0	5	27.1	10
2.77	1	1	0	2	13.0	4	Minnesota	10.61	1	2	0	4	18.2	22
10.80	0	2	0	2	8.1	10	New York	6.60	1	2	0	3	15.0	11
—	0	0	0	0	0.0	0	Oakland	—	0	0	0	0	0.0	0
2.84	3	0	0	4	25.1	8	Seattle	3.40	4	1	0	9	50.1	19
3.86	0	1	0	1	7.0	3	Tampa Bay	4.86	1	1	0	4	16.2	9
2.79	2	1	0	5	29.0	9	Texas	2.09	3	1	0	8	38.2	9
1.98	1	0	0	2	13.2	3	Toronto	3.20	1	1	0	3	19.2	7

## VS. THE NATIONAL LEAGUE

2010		CAREER												
ERA	W	L	S	G	IP	ER	vs. TEAM	ERA	W	L	S	G	IP	ER
10.80	0	1	0	1	5.0	6	Chicago	10.80	0	1	0	1	5.0	6
0.00	0	0	0	1	7.0	0	Cincinnati	0.00	0	0	0	1	7.0	0
1.50	0	0	0	1	6.0	1	Pittsburgh	1.50	0	0	0	1	6.0	1
2.70	1	1	0	2	13.1	4	San Francisco	4.24	1	2	0	3	17.0	8

## MONTHLY BREAKDOWN

2010		CAREER												
ERA	W	L	S	G	IP	ER	by MONTH	ERA	W	L	S	G	IP	ER
3.68	2	1	0	4	22.0	9	April	3.68	2	1	0	4	22.0	9
3.46	3	2	0	6	39.0	15	May	4.15	3	2	0	8	47.2	22
4.08	1	2	0	6	35.1	16	June	4.70	1	4	0	8	44.0	23
3.34	3	1	0	5	29.2	11	July	5.08	5	1	0	10	51.1	29
1.98	3	2	0	6	41.0	9	August	4.08	6	7	0	17	97.0	44
3.21	3	1	0	6	33.2	12	September	4.55	5	4	0	15	65.1	33
—	0	0	0	0	0.0	0	October	6.00	0	1	0	1	6.0	4

## PITCHING BREAKDOWN

2010		CAREER												
ERA	W	L	S	G	IP	ER	by CATEGORY	ERA	W	L	S	G	IP	ER
2.56	8	3	0	16	102.0	29	Home	4.14	11	9	0	29	163.0	75
3.92	7	6	0	17	98.2	43	Road	4.70	11	11	0	34	170.1	89
2.17	7	1	0	11	74.2	18	Day	3.69	10	4	0	20	119.2	49
3.86	8	8	0	22	126.0	54	Night	4.84	12	16	0	43	213.2	115
3.79	7	6	0	18	107.0	45	Pre-ASG	4.25	8	8	0	24	131.1	62
2.59	8	3	0	15	93.2	27	Post-ASG	4.54	14	12	0	39	202.0	102
3.23	15	9	0	33	200.2	72	Starter	4.42	22	20	0	57	317.2	156
—	0	0	0	0	0.0	0	Reliever	4.60	0	0	0	6	15.2	8

## LONGEST WINNING STREAKS BY OAKLAND A'S PITCHERS

13	Jim Hunter	June 2 to September 5, 1973	9	Barry Zito	May 5 to June 22, 2002
11	Mark Mulder	May 9 to July 18, 2004	9	Barry Zito	August 20 to October 7, 2001
10	Dan Haren	April 18 to July 1, 2007	9	Tim Hudson	April 25 to July 2, 2000
10	Barry Zito	August 13, 2002 to April 8, 2003	9	T.J. Mathews	June 27, 1998 to May 15, 1999
10	Bob Welch	May 11 to June 30, 1990	9	Mike Moore	September 5, 1991 to April 28, 1992
10	Storm Davis	July 8 to September 5, 1988	9	Dave Stewart	September 19, 1988 to May 5, 1989
10	Vida Blue	April 9 to May 23, 1971	9	Rick Langford	July 5 to August 15, 1980
9	Dan Haren	May 31 to August 7, 2005	9	Paul Lindblad	April 11 to September 6, 1975
9	Tim Hudson	August 3, 2002 to April 1, 2003	9	Chuck Dobson	May 12 to July 20, 1971

## BALLPARK BREAKDOWN

	ERA	W	L	S	G	IP	ER
Angel Stadium	3.52	2	0	0	3	15.1	6
AT&T Park	6.75	0	1	0	1	5.1	4
Ballpark in Arlington	3.71	1	1	0	4	17.0	7
Camden Yards	2.19	1	0	0	2	12.1	3
Comerica Park	43.20	0	1	0	1	1.2	8
Fenway Park	5.23	0	0	0	2	10.1	6
Kauffman Stadium	7.62	1	2	0	3	13.0	11
Metrodome	21.00	0	1	0	1	3.0	7
Oakland Coliseum	4.14	11	9	0	29	163.0	75
Progressive Field	0.92	3	0	0	3	19.2	2
Rogers Centre	4.26	1	1	0	2	12.2	6
Safeco Field	3.34	1	1	0	6	29.2	11
Target Field	3.00	0	1	0	1	6.0	2
Tropicana Field	9.64	0	0	0	2	4.2	5
U.S. Cellular Field	4.50	0	1	0	1	8.0	4
Wrigley Field	10.80	0	1	0	1	5.0	6
Yankee Stadium	1.35	1	0	0	1	6.2	1

## FIELDING STATISTICS

Pitcher							
Year	Pct.	G	PO	A	E	TC	DP
2008	1.000	10	1	5	0	6	1
2009	.938	20	1	14	1	16	1
2010	.976	33	7	33	1	41	0
<b>Totals</b>	<b>.968</b>	<b>63</b>	<b>9</b>	<b>52</b>	<b>2</b>	<b>63</b>	<b>2</b>

## GONZALEZ' CAREER HIGHS

**Low Hit Complete Game:** 6, August 1, 2010 at Chicago (AL).

**Innings Pitched:** 8.0 (twice), last: August 1, 2010 at Chicago (AL). As reliever: 5.0, May 3, 2009 at Seattle

**Strikeouts:** 11, August 1, 2010 at Chicago (AL); 10, October 2, 2009 vs. Los Angeles (AL). As reliever: 6, May 18, 2009 at Tampa Bay

**Longest Winning Streak:** 4 (twice), last: August 24 to September 8, 2010

**Longest Losing Streak:** 5, August 17, 2008 to June 30, 2009

**Longest Scoreless Streak:** 14.2, August 4 to 15, 2009



## GONZALEZ' 2010 STARTS

Date	Opponent	Score	Dec	ERA	IP	H	R	ER	BB	SO	HR	#PIT
April 9	at Los Angeles (AL)	10-4	W	3.00	6.0	6	2	2	1	6	1	95
April 14	at Seattle	2-4	--	3.38	4.2	6	2	2	4	5	0	98
April 20	New York (AL)	3-7	L	5.40	4.1	3	5	5	5	5	0	97
April 25	Cleveland	11-0	W	3.68	7.0	5	0	0	2	3	0	100
May 1	at Toronto	4-3	W	3.45	6.2	3	2	2	2	8	0	103
May 7	Tampa Bay	1-4	L	3.53	7.0	3	3	3	5	7	0	103
May 12	at Texas	1-10	L	4.08	4.0	9	4	4	0	3	1	97
May 17	Seattle	8-4	W	4.05	7.0	4	3	3	4	4	1	104
May 22	San Francisco	1-0	W	3.46	8.0	2	0	0	1	5	0	95
May 27	at Baltimore	7-5	--	3.54	6.1	6	3	3	3	6	0	108
June 1	at Boston	4-9	--	3.68	5.0	7	3	3	4	5	1	108
June 6	Minnesota	5-4	W	3.58	7.0	6	2	2	1	4	0	117
June 11	at San Francisco	2-6	L	3.79	5.1	6	4	4	4	4	2	105
June 16	at Chicago (NL)	2-6	L	4.21	5.0	8	6	6	3	3	1	89
June 21	Cincinnati	4-6 (10)	--	3.89	7.0	4	1	0	1	9	0	105
June 27	Pittsburgh	3-2	--	3.74	6.0	4	1	1	4	2	1	87
July 2	at Cleveland	3-0	W	3.50	6.2	5	0	0	4	5	0	107
July 7	New York (AL)	2-6	L	3.79	4.0	8	5	5	5	5	1	90
July 16	at Kansas City	5-1	W	3.63	7.0	7	1	1	1	3	0	99
July 21	Boston	6-4	W	3.75	6.0	7	4	4	2	3	1	107
July 27	at Texas	1-3 (10)	--	3.64	6.0	5	1	1	3	6	0	111
Aug. 1	at Chicago (AL)	1-4	L	3.69	8.0	6	4	4	0	11	0	99
Aug. 7	Texas	6-2	W	3.51	7.0	4	0	0	3	2	0	113
Aug. 13	at Minnesota	3-4	L	3.49	6.0	3	4	2	4	7	0	110
Aug. 18	Toronto	5-4	--	3.39	7.0	2	1	1	4	6	0	110
Aug. 24	at Cleveland	5-0	W	3.24	7.0	5	0	0	1	7	0	109
Aug. 29	at Texas	8-2	W	3.23	6.0	5	2	2	1	4	1	95
Sept. 3	Los Angeles (AL)	8-0	W	3.12	6.0	4	0	0	3	6	0	103
Sept. 8	Seattle	4-3	W	3.16	6.2	6	3	3	2	9	2	117
Sept. 14	at Kansas City	3-11	L	3.47	2.0	7	7	7	3	1	1	55
Sept. 20	Chicago (AL)	3-0	--	3.36	6.0	4	0	0	4	7	0	109
Sept. 25	Texas	3-4	--	3.35	6.0	7	2	2	3	2	1	106
Sept. 30	at Seattle	8-1	W	3.23	7.0	4	0	0	5	8	0	118



## RIGHT-HANDED PITCHER

**Height/Weight:** 6-1 / 195      **Bats/Throws:** Left / Right  
**Birthdate:** November 30, 1981      **Opening Day Age:** 29  
**Birthplace/Resides:** Victoria, British Columbia / Scottsdale, Arizona  
**Major League Service:** 7 years, 74 days  
**Obtained:** Signed as a free agent, December 21, 2010  
**Contract Status:** First year of a one-year contract through 2011.

## CAREER HIGHLIGHTS

Was originally drafted by the A's in the 17th round of the 2000 draft and compiled a 36-19 record and a 3.42 ERA in 97 games, 89 starts, over six seasons with Oakland from 2003-08...was traded to Chicago July 8, 2008 and went 14-10 with a 3.31 ERA in 38 games, all starts, over one and one-half seasons with the Cubs before signing with Texas as a free agent following the 2009 season...went 5-5 with a 5.58 ERA in 20 games, 18 starts, with the Rangers in 2010...has 858 career strikeouts in 845.2 innings and his ratio of 9.13 strikeouts per nine innings is second best among all pitchers with 800 or more innings pitched since 2003...has a .224 opponents batting average, which is fourth lowest...has nine career stints on the disabled list, including six with the A's...made his Major League debut in 2003 at the age of 21 years, 233 days...retired the first 47 batters he faced at Double-A Midland and Triple-A Sacramento in 2003, giving him a streak of 57 consecutive batters retired dating back to 2002...was named Minor League Pitcher of the Year by *SportsTicker* in 2003 and A's Organizational Pitcher of the Year in 2002 and 2003.

## MOST STRIKEOUTS PER NINE INNINGS SINCE 2003

10.07	Tim Lincecum
<b>9.13</b>	<b>Rich Harden</b>
9.09	Oliver Perez
9.02	Randy Johnson
8.99	Pedro Martinez
<i>(min. 800 innings pitched)</i>	

## 2010 HIGHLIGHTS

Was 5-5 with a 5.58 ERA in 20 games, 18 starts in a season where he was bothered by injuries and control problems much of the season, which resulted in two stints on the disabled list...the ERA was the highest of his major league career...issued 62 walks in 92.0 innings, an average of 6.07 per nine innings...that was the highest ratio in the majors among pitchers with 90 or more innings pitched...it was also sixth highest in team history and the highest since 1987 (Bobby Witt, 8.81; Mitch Williams, 7.79)...walked five or more batters in six of his 18 starts, including a season high six April 18 at New York and May 14 at Toronto...tied for 10th in the American League in hit batters (9)...tied for fourth on the club in strikeouts (75), was fifth in starts and pitched the sixth most innings (92.0)...was also second on the team in hit batters and third in walks...allowed a .256 opponents batting average, including .238 (40-for-168) against right-handed hitters and .273 (51-for-187) against left-handers...yielded a .228 opponents batting average the first time through the lineup, .220 the second time and .372 after that...his career numbers are .197 (237 for 1205), .223 (245 for 1100) and .266 (212 for 797)...posted a 4.40 ERA at home and 6.70 on the road...was 2-3 with a 4.41 ERA in nine starts on four days rest and 3-2 with a 6.47 ERA in his other nine starts...compiled a 0-3 record and a 7.43 ERA in six outings during the day and was 5-2 with a 4.96 ERA in 14 night games...went 5-5 with a 5.34 ERA in 18 starts and 0-0 with a 13.50 ERA in two relief appearances...his longest outing was 7.0 innings twice and he tossed six or more innings in six of his 18 starts...the Rangers were 11-7 (.611) in his starting assignments...went 2-0 in four starts with run support of four or more and is 41-0 in 55 such starts in his career.

**TEXAS:** Opened the season as Texas' number two starter, going 0-1 with a 4.58 ERA in his first four outings...recorded his first win as a Ranger April 28 against Chicago (AL)...two of his five wins came against the White Sox...worked 7.0 shutout innings and struck out a season-high nine to win at Oakland in next start May 3...went 2-0 with a 2.50 ERA over a three-start stretch from April 28 to May 8...then went 1-2 with an 8.28 ERA over his next six starts before going on the disabled list June 12 with a left gluteal muscle strain...surrendered a career high four home runs in his final start before the injury, June 11 at Milwaukee...went 0-2 with a 5.19 ERA in four starts at Triple-A Oklahoma City on a rehab assignment...was reinstated July 31 and allowed one earned run in 7.0 innings in a win at Los Angeles

(AL) that night...lasted just 2.1 innings in his next outing Aug. 7 at Oakland and returned to the DL Aug. 15, retroactive to Aug. 8 with right shoulder tendinitis...made another rehab start Aug. 18 against Reno, allowing one unearned run in 6.0 innings...was reinstated Aug. 23, working 6.2 no-hit innings that day against Minnesota before leaving the game with five walks and 111 pitches...Matt Harrison recorded the final out in the seventh and Darren O'Day worked a hitless eighth before Joe Mauer singled off Neftali Feliz with one out in ninth for the Twins' only hit in a 4-0 Rangers win...it was the longest hitless outing ever by a Texas starter who did not finish the game and second longest in majors in 2010 to the Twins' Kevin Slowey who tossed 7.0 hitless innings against Oakland Aug. 15...prior to that pair, no pitcher had posted at least 6.2 hitless innings in a non-complete game since Braves' Damian Moss (7.0 ip) May 3, 2002 at St. Louis...was 1-1 with a 3.27 ERA in two starts following his return from the DL before going to the bullpen at the start of September...pitched twice in relief (4 er in 2.2 ip) before completing the season with a no decision in a spot start Sept. 29 vs. Seattle...was not on the Rangers postseason roster.

## CAREER

**2009**—Went 9-9 with a 4.09 ERA in 26 games, all starts for Chicago, his only full season in the National League...had the second-highest starts total of his career (31 in 2004) and his third-highest innings total (141.0)...the Cubs were 13-13 in his starts...worked at least 6.0 frames in 15 starts and 7.0-or-more innings five times...allowed two-or-fewer earned runs in 18 of 26 outings...had an ERA nearly three times higher at Wrigley (5.99) than on the road (2.00)...went 6-2 in 11 starts on road, 3-7 over 15 starts at home...had a 2.55 ERA in 12 starts after the All-Star break after posting a 5.47 figure before the break...his 2.81 ERA in 14 night games was more than three runs lower than his 5.93 mark in 12 day games...was the team's fourth starter to open the year...his 171 strikeouts marked the second-highest single-season total of his career (181 in 2008)...averaged 10.91 strikeouts per nine innings, which was the best in the majors among pitchers with 25 or more starts...tallied a season-high 11 strikeouts in 5.0 innings in a no decision July 31 at Florida, matching career high for strikeouts (third time)...also had a pair of 10-strikeout contests, April 10 at Milwaukee and Sept. 5 at New York (NL)...had 26 strikeouts in his first 15.0 innings pitched from April 10-21...according to the Elias Sports Bureau, no other pitcher since 1900 has recorded that many strikeouts in as few innings in a span of three starts in one season...was on the disabled list May 18 to June 12 with a mid-back strain...placed on the DL May 22...made one rehab start with Triple-A Iowa June 8 vs. Round Rock, tossing 70 pitches...it was the seventh DL stint of his career...was also shut down at the end of the season due to arm fatigue, as his last outing was Sept. 16 vs. Milwaukee...posted a career high in wild pitches (7)...was 8-for-43 (.186) at the plate...earned his 50th career win in a 5-3 victory Sept. 5 at New York (NL), his final victory of the year.

**2008**—Combined to go 10-2 with a 2.07 ERA in 25 games, all starts for Oakland and Chicago (NL)...was acquired by the Cubs in a six-player trade July 8...the 2.07 ERA was the lowest figure in any season in his professional career (majors or minors)...it was the lowest ERA of any pitcher in baseball with at least 25 starts, the lowest such figure in any year since Roger Clemens had a 1.87 mark with Houston in 2005...had the best ratio of strikeouts per nine innings (11.01) among all big league pitchers with 25 or more starts, as that figure was a career best...also posted the highest total of strikeouts (181) in his career, with his best strikeout-to-walk ratio (2.97) in any season...opponents batted just .183, the lowest single-season figure for any pitcher with 25 or more starts since Pedro Martinez had a .167 mark with Boston in 2000...had 10-or-more strikeouts in six contests, including five with the Cubs...compiled a 1.061 WHIP figure that was lowest of his career...was on disabled list from April 3 to May 10 with a right shoulder strain, making rehab appearances with Single-A Stockton and Triple-A Sacramento...went 5-0 with a 2.25 ERA in his first 12 starts with Oakland...joined Chuck Dobson in 1971 and Dick Bosman in 1976 as the only Oakland pitchers to go undefeated through their first 12 starts...following the trade, posted 10 strikeouts in each of his first three starts for the Cubs...according to Elias, he was the first pitcher since 1900 to strike out 10-or-more in each of his first three career starts for a team...had 39 strikeouts in his first four starts for the Cubs...since 1900, just three other pitchers have had that many strikeouts in their first four starts for a club: Randy Johnson (44, Arizona, 1999), Pedro Martinez (44, Boston, 1998), and Herb Score (40, Cleveland, 1955)...was unbeaten in his last 10 starts (5-0, 1.99 ERA)...was unbeaten in five of six calendar months, with his only two losses coming in July...started for the Cubs in Game 3 of the NLDS, Oct. 4 at Los Angeles, and was tagged with the 3-1 loss.

**2007**—Had his season interrupted by injury for the third consecutive year as two stints on the disabled list limited him to seven games, including four starts...was 1-2 with a 2.45 ERA...went 1-1 with a

1.42 ERA in three starts before going on the DL for the first time April 23 retroactive to April 16 with a strained right shoulder...was reinstated June 21 and made three relief appearances and one start...was placed back on the DL July 12 retroactive to July 8 with a strained right shoulder and missed the remainder of the season...was 1-2 with a 2.91 ERA in his four starting assignments and 0-0 with a 0.00 ERA in his three relief appearances...allowed a .202 opponents batting average, which included a .098 mark against right-handed hitters...opponents were just 1 for 14 (.071) with runners in scoring position...did not allow a run (11.0 ip) and held the opposition to a .086 batting average in four games on the road...first batters faced were 0 for 3 with two strikeouts in his three relief appearances and he did not inherit any runners...took the loss in his second start, the A's home opener on April 9 against Chicago...it marked his first loss since Aug. 9, 2005 against Los Angeles and snapped his winning streak at a career high tying six games...left his third start April 15 against New York in the seventh inning with tightness in his right shoulder...went on the disabled list and made one rehab appearance with Triple-A Sacramento before he was reinstated from the DL...was placed in the bullpen upon his return...did not allow a run or hit in three relief appearances and retired 12 of the 14 batters that he faced...made his fourth and final start of the season July 7 against Seattle, a loss in the A's 4-0 decision...left after 2.2 innings...went back on the DL and continued to rehab towards a possible late season return...was transferred to the 60-day DL on Aug. 22 and was eventually shut down for the remainder of the season in late September.

**2006**—Had his season interrupted by injury twice for the second consecutive year and was limited to just nine starts...was 4-0 with a 4.24 ERA in those starting assignments...had two stints on the disabled list, missing 34 games from April 27 to June 3 with a muscle strain in his back and 94 games from June 5 to Sept. 20 with a sprained ligament in his right elbow...allowed a .191 opponents batting average, which broke down to .176 against left-handed hitters and .211 against right-handers...his opponents average dropped to .179 with runners in scoring position...opponents were 6 for 44 (.136) with five walks (.224 on-base percentage) when leading off an inning...did not allow a run in the first two innings of his first start on April 4 against New York to extend his career high scoreless streak to 18.1 innings dating back to Aug. 14, 2005...left his April 26 start at Texas after 3.1 innings with a muscle strain in his back and was placed on the 15-day disabled list the next day...made one rehab start for Triple-A Sacramento and was reinstated from the DL June 4...started that day against Minnesota and had a no decision in the A's 5-1 win...was placed back on the DL June 8, retroactive to June 5, with a sprained ligament in his right elbow...the A's were 9-0 in his starting assignments and 8-11 in games started by his replacements...was reinstated from the DL for the second time Sept. 21 and went 1-0 with a 5.40 ERA over his final three starts...was the winning pitcher in the A's division clinching 12-3 victory at Seattle Sept. 26...tossed five shutout innings (2 h, 1 bb, 5 so)...made one postseason start and was the losing pitcher in the A's 3-0 loss at Detroit in Game 3 of the ALCS Oct. 13 (5.2 ip, 5 h, 3 r, 3 er, 5 bb, 4 so)...did not pitch in the ALDS against Minnesota as he was scheduled to start Game 4 in the A's three-game sweep.

**2005**—Was 10-5 with a 2.53 ERA but appeared in just 22 games, including 19 starts, as his season was interrupted by injury twice...began the season by going 2-3 with a 2.80 ERA over his first seven starts before he was placed on the disabled list retroactive to May 14 with a strained left oblique muscle...returned June 21 and went 8-2 with a 2.54 ERA and .184 opponents batting average over his next 12 starts through Aug. 19...did not pitch from Aug. 20 through Sept. 24 because of a right lat strain...pitched exclusively in relief following his return and did not allow a run in three outings (5.0 ip)...was 10-5 with a 2.63 ERA in his 19 starts...the A's went 12-7 (.632) in his 19 starting assignments but were a combined 3-11 (.214) in games started by the pitchers who took his turn in the rotation...held opponents to a .201 batting average, .271 on-base percentage and .294 slugging percentage...tossed just 128.0 innings and, based on a minimum of 100 innings pitched, he had the lowest opponents batting average and slugging percentage and the fewest home runs per nine innings (7 hr, 0.49 per nine innings) in the American League...also had the second lowest ERA and the third lowest opponents on-base percentage...his batting average broke down to .179 against left-handed hitters and .221 against right-handers...the mark against lefties was fourth lowest in the AL...his opponents average dropped to .191 with runners in scoring position, including .083 with RISP and two outs...the A's scored just 12 runs while he was pitching in his five losses and four no decisions (58.1 ip, 1.85 per nine innings)...agreed to terms on a four-year contract through the 2008 season with a club option for 2009 on April 2...tossed his first career complete game in the A's 3-2 loss to Texas May 2...allowed a solo home run to Dellucci in the third inning to snap a 48.1 inning, 195-batter homerless streak dating back to his last home run Sept. 11, 2004...left his start May 13 against New York after 3.1 innings with a strained left oblique muscle...was on the disabled list from May 14 to June 20...fired his first career shutout, a two-hitter in the A's 6-0 win over Texas on

July 14...tossed just 80 pitches which was the fewest by an Oakland pitcher in a nine-inning complete game since pitch counts were tracked starting in 1988...retired each of the first 22 hitters before Soriano singled with one out in the eighth...allowed a career high 12 hits in an 8-4 win over Detroit July 29...went 5-1 with a 2.77 ERA in six starts in July...those were his most wins ever in a month.

**2004**—Was one of the top pitchers in the American League after the All-Star Break as he went 8-2 with a 3.49 ERA and a .229 opponents batting average in 15 starts...tied for fifth in the AL in wins after the break and ranked sixth in opponents batting average and ERA...was 3-5 with a 4.52 ERA and .254 opponents batting average before the break...was 11-7 with a 3.99 ERA and .242 opponents batting average in 31 starts overall...ranked eighth in the AL in strikeouts with a team leading 167 and tied for seventh with 81 walks...allowed just 16 home runs in 189.2 innings, an average of 0.76 per nine innings which was fourth lowest in the AL...tied for second in opponents slugging (.366) and tied for the fifth in opponents batting (.242)...had a 2.65 ERA in the first four innings of a game and 6.42 after that...had 13 no decisions which tied for third most among AL starting pitchers...allowed one run or fewer in nine of his starts but was just 3-0 with six no decisions in those starts...including two no decisions in two starts when he did not allow a run...was 6-3 with a 3.02 ERA in 15 starts in Oakland and had the fourth best home ERA in the AL...ranked seventh in the AL with a 3.74 ERA during night games...his opponents batting average broke down to .227 against right-handers and .254 against left-handers...allowed a .213 opponents batting average when leading off an inning which was fourth lowest in the AL...came out of spring training as the A's fifth starter and was optioned to Triple-A Sacramento April 3 as the A's had two off days over the first eight days of the season...made one start for the River Cats and was recalled to Oakland April 15...left his start June 26 against San Francisco after just 2.1 innings with a left shoulder subluxation...was injured covering first base on a Ray Durham ground ball...began the second half of the season with a career high six-game winning streak from July 15 to Aug. 31...went 6-0 with a 2.55 ERA and .208 opponents batting average over that 10-start stretch...tossed a career high 125 pitches in 8.2 innings July 20 against Toronto and did not allow a run but ended up with a no decision in the A's 1-0 win in 14 innings...went 4-0 with a 2.97 ERA in six starts in August.

**2003**—Began the season at Double-A Midland and made two starts there and 16 games, 14 starts, at Sacramento before he was promoted to Oakland July 17...went 5-4 with a 4.46 ERA in 15 games, 13 starts, with the A's...was 3-0 with a 1.33 ERA and .213 opponents batting average over his first four starts and 2-4 with a 6.23 ERA and .280 opponents batting average over his last 11 games, nine starts...allowed a .169 average with runners in scoring position...was selected from Sacramento July 17 and made his ML debut July 21 in Kansas City...at the age of 21 years, 233 days, he became the youngest A's pitcher to start a game since Steve Karsay on Aug. 17, 1993 (21 years, 146 days)...had a no decision in the A's 6-1 win...shutout the Royals on three hits and a walk over the first five innings before allowing his only run in the sixth...first ML win came in his second start, an 8-1 A's win at Anaheim July 26 (7.0 ip, 7 h, 1 r, 1 er, 1 bb, 3 so)...walked a career high seven Aug. 21 at Boston...made two relief appearances in the ALDS against Boston...picked up the win in the A's 5-4, 12 inning win in Game 1, tossing a scoreless 12th inning...took the loss in the A's 3-1 loss in Game 3 at Boston, allowing a two-run pinch-hit home run to Nixon in the bottom of the 11th...was named Minor League Pitcher of the Year by SportsTicker and was also named Organizational Pitcher of the Year by the A's for the second consecutive season...was 11-4 with a 2.74 ERA in 18 games, 16 starts, at Midland and Sacramento...allowed a .201 opponents batting average...did not allow a base runner in his two starts at Midland, retiring all 39 batters that he faced, and retired the first nine batters faced with Sacramento for a season-opening stretch of 47 consecutive batters retired...the streak was 57 in a row dating back to his final start of 2002...was on the disabled list from April 26 to May 9 with a right ankle sprain...tossed a season high 7.1 shutout innings on June 20 against Salt Lake and earned Pacific Coast League Pitcher of the Week honors on June 23...started for the World Team in the Futures Game on July 13 in Chicago and had a no decision (1.0 ip, 1 h, 1 r, 1 er, 2 bb, 3 so)...did not pitch in the Triple-A All-Star Game on July 16 as he was called up to Oakland the next day.

**2002**—Split his season between Single-A Visalia and Double-A Midland and combined for 187 strikeouts, the second best figure in all of minor league baseball...ranked sixth among minor league starters in strikeouts per nine innings (11.00)...added a 12-6 record and a 2.94 ERA in 28 starts...led the A's farm system in ERA and strikeouts...allowed six home runs in 153.0 innings or one per 25.5 innings...yielded a .210 opponents batting average, including .179 with runners in scoring position...began the year at Single-A Visalia...was named California League Pitcher of the Week for the week of April 15-21

as he did not allow a run in two starts that week (11.0 ip, 5 h, 3 bb, 14 so)...was the lone Visalia player named to the Carolina/California League All-Star Game but was promoted to Midland June 4 and did not play in the game...led the RockHounds with 102 strikeouts despite joining the club two months into the season.

**2001**—Began his professional career with Vancouver in the Short-Season Single-A Northwest League and was 2-4 with a 3.39 ERA in 18 games, 14 starts...tied for the league lead in strikeouts (100) and was first among starters in strikeouts per nine innings (11.94)...finished second in walks (38)...led Vancouver in strikeouts...allowed just three home runs in 74.1 innings...yielded a .179 opponents batting average...had a season high 12 strikeouts in his last start Sept. 4 against Everett.

## PERSONAL/MISCELLANEOUS

James Richard Harden was originally signed by A's scout John Kuehl on May 28, 2001 after being selected in the 17th round of the June, 2000 draft...graduated from Claremont Secondary (Victoria, BC) in 1999 and was selected by Seattle in the 38th round of the June draft...did not sign and attended Central Arizona Junior College where he graduated in 2001...led all Division I Junior College pitchers with 127 strikeouts in 2001 and tied for fifth with a 2.14 ERA...was born in Victoria, British Columbia and is the sixth Canadian to play for the Oakland A's...joins Mike Kilkenny (1972), Dave McKay (1980-82) Vince Horsman (1992-94), Matt Stairs (1996-2000) and Cody McKay (2002).

## LIFETIME PITCHING RECORD

Year	Club	W	L	ERA	G	GS	CG	SHO	SV	IP	H	R	ER	HR	HB	BB	IBB	SO	WP	BK
2001	Vancouver	2	4	3.39	18	14	0	0	0	74.1	47	29	28	3	4	38	0	100	8	1
2002	Visalia	4	3	2.93	12	12	1	0	0	67.2	49	27	22	4	1	24	0	85	3	1
	Midland	8	3	2.95	16	16	1	0	0	85.1	67	33	28	2	3	52	1	102	1	1
2003	Midland	2	0	0.00	2	2	0	0	0	13.0	0	0	0	0	0	0	0	17	0	0
	Sacramento	9	4	3.15	16	14	0	0	0	88.2	72	34	31	6	1	35	0	91	5	0
	OAKLAND	5	4	4.46	15	13	0	0	0	74.2	72	38	37	5	1	40	1	67	6	0
2004	Sacramento	0	0	5.40	1	1	0	0	0	5.0	6	3	3	0	0	3	0	6	0	0
	OAKLAND	11	7	3.99	31	31	0	0	0	189.2	171	90	84	16	3	81	6	167	4	1
2005	OAKLAND	10	5	2.53	22	19	2	1	0	128.0	93	42	36	7	2	43	0	121	6	0
	Sacramento	0	0	0.00	1	1	0	0	0	3.0	1	0	0	0	0	0	0	7	0	0
2006	OAKLAND	4	0	4.24	9	9	0	0	0	46.2	31	22	22	5	1	26	0	49	0	0
	Sacramento	0	0	0.00	1	1	0	0	0	2.0	1	0	0	0	0	0	0	3	1	0
2007	OAKLAND	1	2	2.45	7	4	0	0	0	25.2	18	7	7	3	0	11	1	27	0	0
	Sacramento	0	0	0.00	1	0	0	0	0	1.0	1	0	0	0	0	0	0	1	0	0
2008	Sacramento	0	0	2.45	1	1	0	0	0	3.2	3	1	1	0	0	0	0	4	0	0
	Stockton	1	0	0.00	1	1	0	0	0	6.0	3	0	0	0	0	3	0	9	0	0
	OAKLAND	5	1	2.34	13	13	0	0	0	77.0	57	21	20	5	1	31	1	92	1	0
	CHICAGO (NL)	5	1	1.77	12	12	0	0	0	71.0	39	17	14	6	2	30	1	89	2	0
2009	CHICAGO (NL)	9	9	4.09	26	26	0	0	0	141.0	122	74	64	23	6	67	5	171	7	0
	Iowa	0	0	1.93	1	1	0	0	0	4.2	3	2	1	0	0	2	0	6	0	0
2010	TEXAS	5	5	5.58	20	18	0	0	0	92.0	91	61	57	18	9	62	0	75	4	0
	Oklahoma City	0	2	3.86	5	5	0	0	0	23.1	21	13	10	3	1	8	0	34	0	0
<b>AL Totals</b>		<b>41</b>	<b>24</b>	<b>3.74</b>	<b>117</b>	<b>107</b>	<b>2</b>	<b>1</b>	<b>0</b>	<b>633.2</b>	<b>533</b>	<b>281</b>	<b>263</b>	<b>59</b>	<b>17</b>	<b>294</b>	<b>9</b>	<b>598</b>	<b>21</b>	<b>1</b>
<b>NL Totals</b>		<b>14</b>	<b>10</b>	<b>3.31</b>	<b>38</b>	<b>38</b>	<b>0</b>	<b>0</b>	<b>0</b>	<b>212.0</b>	<b>161</b>	<b>91</b>	<b>78</b>	<b>29</b>	<b>8</b>	<b>97</b>	<b>6</b>	<b>260</b>	<b>9</b>	<b>0</b>
<b>ML Totals</b>		<b>55</b>	<b>34</b>	<b>3.63</b>	<b>155</b>	<b>145</b>	<b>2</b>	<b>1</b>	<b>0</b>	<b>845.2</b>	<b>694</b>	<b>372</b>	<b>341</b>	<b>88</b>	<b>25</b>	<b>391</b>	<b>15</b>	<b>858</b>	<b>30</b>	<b>1</b>

## CAREER TRANSACTIONS

**1999** — Selected by the Seattle Mariners organization in the 38th round of the free agent draft, June 2. **2000** — Selected by the Oakland Athletics organization in the 17th round of the free agent draft, June 5. **2005** — On disabled list, May 14 to June 20; included rehabilitation assignment to Sacramento, June 17 to 20. **2006** — On disabled list, April 27 to June 3; included rehabilitation assignment to Sacramento, May 31 to June 3. On disabled list, June 5 to September 20. **2007** — On disabled list, April 16 to June 20; included rehabilitation assignment to Sacramento, June 20. On disabled list, July 8 to end of season. **2008** — On disabled list, April 3 to May 10; included rehabilitation assignments to Sacramento, May 1 to 5, and Stockton, May 6 to 10. Traded to the Chicago Cubs with pitcher Chad Gaudin for pitcher Sean Gallagher, catcher Josh Donaldson, infielder Eric Patterson and outfielder Matt Murton, July 8. **2009** — On disabled list, May 18 to June 12; included rehabilitation assignment to Iowa, June 8 to 12. Elected free agency, November 5; signed by the Texas Rangers, December 11. **2010** — On disabled list, June 12 to July 30; included rehabilitation assignment to Oklahoma City, July 11 to 30. On disabled list, August 8 to 22; included rehabilitation assignment to Oklahoma City, August 18 to 22. Released, October 8; signed by the Oakland Athletics, December 21.

### DIVISION SERIES RECORD

Year	Club/Opp.	W	L	ERA	G	GS	CG	SHO	SV	IP	H	R	ER	HR	HB	BB	IBB	SO	WP	BK
2003	OAK vs. BOS	1	1	13.50	2	0	0	0	0	1.1	2	2	2	1	0	2	1	1	1	0
2006	OAK vs. MIN																			
2008	CHI vs. LAD	0	1	6.23	1	1	0	0	0	4.1	5	3	3	0	0	3	2	4	0	0
<b>Totals</b>		<b>1</b>	<b>2</b>	<b>7.94</b>	<b>3</b>	<b>1</b>	<b>0</b>	<b>0</b>	<b>0</b>	<b>5.2</b>	<b>7</b>	<b>5</b>	<b>5</b>	<b>1</b>	<b>0</b>	<b>5</b>	<b>3</b>	<b>5</b>	<b>1</b>	<b>0</b>

### LEAGUE CHAMPIONSHIP SERIES RECORD

Year	Club/Opp.	W	L	ERA	G	GS	CG	SHO	SV	IP	H	R	ER	HR	HB	BB	IBB	SO	WP	BK
2006	OAK vs. DET	0	1	4.76	1	1	0	0	0	5.2	5	3	3	1	0	5	0	4	0	0





## HARDEN'S 2010 STARTS

Date	Opponent	Score	Dec	ERA*	IP	H	R	ER	BB	SO	HR	#PIT
April 7	Toronto	4-7	--	2.45	3.2	1	3	1	5	8	1	90
April 12	at Cleveland	4-2 (10)	--	2.79	6.0	5	2	2	3	2	1	104
April 18	at New York (AL)	2-5	L	4.73	3.2	5	4	4	6	5	1	94
April 23	Detroit	5-4	--	4.58	4.1	6	2	2	4	5	0	99
April 28	Chicago (AL)	6-5	W	4.56	6.0	4	3	3	5	2	1	87
May 3	at Oakland	4-2	W	3.52	7.0	2	0	0	0	9	0	108
May 8	Kansas City	3-2	--	3.53	5.0	6	2	2	2	3	1	95
May 14	at Toronto	10-16	--	4.93	2.2	4	7	7	6	3	2	86
May 19	Baltimore	4-3	--	4.74	5.1	8	2	2	1	6	0	103
May 25	at Kansas City	8-7	--	5.14	5.1	7	6	5	2	5	0	104
June 1	at Chicago (AL)	9-6	W	5.33	5.0	7	4	4	3	1	1	95
June 6	Tampa Bay	5-9	L	5.34	5.0	4	4	3	3	6	2	111
June 11	at Milwaukee	2-6	L	5.68	6.0	7	6	6	3	4	4	120
July 31	at Los Angeles (AL)	2-1	W	5.25	7.0	5	1	1	2	3	1	88
Aug. 7	at Oakland	2-6	L	5.45	2.1	2	3	3	5	2	1	65
Aug. 23	Minnesota	4-0	W	5.00	6.2	0	0	0	5	6	0	111
Aug. 28	Oakland	0-5	L	5.17	4.1	8	4	4	2	2	1	72
Sept. 29	Seattle	6-5	--	5.58	4.0	6	4	4	3	2	1	73

\*indicates overall ERA

**OUTFIELDER****Height/Weight:** 6-2 / 215**Bats/Throws:** Right / Right**Birthdate:** May 7, 1982**Opening Day Age:** 28**Birthplace/Resides:** Austin, Texas / Scottsdale, Arizona**Major League Service:** 5 years, 67 days**Obtained:** Acquired from the Arizona Diamondbacks with cash considerations for minor league pitcher Sam Demel, June 15, 2010**Contract Status:** First year of a one-year contract through 2011.**CAREER HIGHLIGHTS**

Completed his sixth season in the Majors in 2010...hit .292 with 42 home runs and 214 RBI in 414 games in three seasons with Arizona from 2006-08 but has appeared in just 90 games over the last two years with a .218 average, three home runs and 30 RBI...has four stints on the disabled list over the last two years...in 2008, established career-highs in nearly every offensive category and was the ninth-hardest player to strikeout in the league, fanning once every 10.03 plate appearances...was honored by the Arizona chapter of the BBWAA with the D-backs' Good Guy Award in a 2008 season that saw him split time between first base and left field...the D-backs' first-round pick in 2003, Jackson was named NL Player of the Week twice in 2008.

**2010 HIGHLIGHTS**

Combined to hit .236 with two home runs and 16 RBI in 60 games with Arizona and Oakland in a season that was interrupted by three stints on the disabled list...was on the Diamondbacks' DL from April 19 to May 7 with a strained right hamstring and the A's DL from July 1 to Aug. 15 with the same injury...was placed on the DL a third time Aug. 20 with a lower abdominal strain...had season-ending surgery for a sports hernia Sept. 1...now has four stints on the DL over the last two years...has a .218 average with three home runs and 30 RBI in 90 games over the last two seasons after hitting .292 with 42 home runs and 214 RBI in 414 games over the previous three seasons...had more walks (31) than strikeouts (27) for the third time in his six seasons...was 6-for-7 (85.7%) in stolen bases attempts and is 24-for-29 (82.8%) in his career...batted .346 (9 for 26) with runners in scoring position with Arizona and .125 (3 for 24) with RISP with the A's for a .240 mark overall...had a .316 average with RISP and two outs...hit both of his home runs in the seventh inning or later...batted .181 against a pitcher the first two times he saw him in a game, .396 with both of his home runs and nine of his 16 RBI after that...started 49 games in left field (34 with Arizona, 15 with Oakland) and three at first base (all with Arizona)...was also 1-for-6 (.167) with a strikeout as a pinch hitter and is now 7-for-49 (.143) in his career...hit .304 in 14 games batting first and .196 in 16 games hitting third.

**ARIZONA:** Was the Diamondbacks' Opening Day starter in left field...hit safely in 10 of his first 11 games, going 12-for-45 (.267) with a double and two RBI before he was placed on the 15-day disabled list April 19 with a strained right hamstring...went 3-for-11 (.273) with four runs, a home run and two RBI in a three-game rehab assignment with Triple-A Reno from May 5 to 7...was reinstated from the DL May 8 and hit safely in his first two contests to extend his hitting streak to a season-high nine games (11-for-37, .297)...however, hit .192 over his first 21 games following his return...doubled in six consecutive games from May 19-25, tying the Diamondbacks franchise record, which he accomplished twice previously...then went 1-for-18 over his next six contests to drop his overall batting average to .220...finished May with a .191 batting average...hit safely in eight of his final 10 games with the Diamondbacks (10-for-33, .303) from June 4 to 13...was batting .238 with 11 doubles, one home run and 11 RBI in 42 games with Arizona when he was traded to Oakland with cash considerations for minor league pitcher Sam Demel, June 15.

**OAKLAND:** Batted .228 with a home run and five RBI in 18 games with the A's...arrived during the game June 15 at Chicago (NL) and went 0-for-1 as a defensive replacement in left field that night...then started each of the next eight games (seven in left field, one at designated hitter), batting .345 (10 for 29) with two doubles and three RBI over his first nine games with the A's through June 23...went 2-for-16 (.125) over his next five contests...was batting .267 in 14 games overall with Oakland when he was placed on the 15-day disabled list July 5, retroactive to July 1, with a strained right hamstring...went 2-for-22 (.091) with three

RBI on a seven-game rehab assignment with the A's affiliate in the Arizona Rookie League (Aug. 8-10), Single-A Stockton (Aug. 11-12) and Triple-A Sacramento (Aug. 13-15) before he was reinstated from the DL Aug. 16...homered in the seventh inning in his first game back that night against Toronto for the A's only hit and was the second player in Oakland history to homer for the A's only hit in a game (Ken Phelps, April 20, 1990 vs. Seattle)...matched his career-high with three walks, Aug. 17 against Toronto...started four games in left field, going 1-for-12 with five walks before he was placed back on the disabled list Aug. 20 with a lower abdominal strain...had surgery for a sports hernia Sept. 1 in Philadelphia...the surgery was performed by Dr. William Meyers...was transferred to the 60-day DL Sept. 13 and missed the remainder of the season.

## CAREER

**2009**—Played in 30 games prior to being diagnosed with Valley Fever, an ailment that cost him the rest of his season...hit a pinch-hit, three-run homer April 14 against St. Louis, the third pinch blast of his career and first homer in 230 at-bats...hit his third career walk-off hit in the 12th inning of a 5-4 win April 26 against San Francisco...placed on the 15-day disabled list May 12 with general illness, later diagnosed as Valley Fever...in an attempted comeback, played in three games for Single-A Visalia (0-for-10) before being shut down for the remainder of the season...following the season, played for Leonos del Escogido in the Dominican Winter League...in 23 games, he hit .425 (31 for 73) with six doubles, two home runs, 16 RBI, 21 walks, and .561 on-base and .589 slugging percentages.

**2008**—Established career-bests in nearly every offensive category including batting average (.300), games played (144), at-bats (540), runs (87), hits (162), doubles (31) and triples (6)...was the ninth-hardest player to strikeout in the National League, fanning once every 10.03 plate appearances...honored by the Arizona chapter of the Baseball Writers Association of America with the D-backs' Good Guy Award...started at first base in 53 of the team's first 65 games before making his first start of the season in leftfield on June 11 at New York...went back-and-forth between making starts in left field and at first base (13 starts at first, 11 in left) during a 25-game span from June 11-July 8 before settling in as the starting leftfielder at Washington July 9...started 64 of the final 72 games in left...earned NL Player of the Week honors twice; from April 14-20 after batting .480 (12 for 25) with 10 runs scored, two doubles, two triples, three home runs and 10 RBI and from July 21-27 after hitting .542 (13 for 24) with nine runs scored, two doubles, one triple, three home runs and seven RBI...got off to a hot start by batting .331 with 27 runs scored and 32 RBI in his first 37 games through May 14...tied a career-best with four hits, four RBI and three runs scored April 18 against San Diego...had two triples in the game...had his second career walk-off hit July 3 vs. Milwaukee, driving in two runs with a single to cap the D-backs six-run comeback victory in the ninth inning...hit in a season-high 11 straight games from July 22-Aug. 2, batting .422 with five doubles, a triple, three home runs and eight RBI during that stretch...also collected multiple hits in a career-high five straight games from July 22-27.

**2007**—Was the D-backs' Opening Day first baseman for the second straight year...hit a team-leading .308 after the All-Star break, collecting 15 doubles, 10 home runs and 34 RBI...his .555 slugging percentage and .371 on-base percentage ranked second on the team...strung together a season-high nine-game hitting streak from May 24-June 5, batting .417 with eight doubles, a home run and nine RBI...hit his second career pinch-hit home run on July 26 vs. Florida, a game-tying two-run shot in the seventh inning...on July 28 against Atlanta, he lined a 10th-inning single to score Chris Young and cap the D-backs third consecutive walk-off victory...made his first career appearance at third base Aug. 14 at Florida...hit .125 (1 for 8) with a RBI in three NLDS games against Chicago...batted .333 (3 for 9) with a run scored and RBI in three NLCS games against Rockies.

**2006**—Entered the season ranked by *Baseball America* as the 17th-best prospect in baseball...hit .310 during August and .341 with seven doubles, three home runs and 17 RBI in September...had 38 multi-hit games, including nine in September...set a career-high with four RBI April 25 at San Diego and Sept. 8 vs. St. Louis...had a career-high 13-game hitting streak from April 25-May 13, hitting .365 with 11 RBI during that stretch...hit the game-winning pinch-hit homer in the ninth July 30 at Houston...the homer was his first hit as a pinch hitter, having gone 0 for 17 to begin his career...hit .404 over his last 12 starts.

**2005**—Had a banner year with Triple-A Tucson as he was selected the starting first baseman for the PCL at the Triple-A All-Star Game (2 for 2, run, RBI, walk) and the USA Team at the All-Star Futures Game (0-for-2) in Detroit...entered the season ranked by *Baseball America* as the 40th-best prospect

in baseball...chosen as the first baseman for the 2005 All-Pacific Coast League Team at the end of the season...finished second in the PCL with a .457 on-base percentage and fourth with a .354 batting average...named organizational Player of the Month for April after batting .385...reached base via a hit or walk in 86 of 93 games with Tucson...excelled with runners in scoring position, batting .398...had his contract selected by the D-backs July 28 and made his Major League debut that day at Chicago, popping out as a pinch-hitter...went 2 for 4 as the starting first baseman in his first big league start July 30 at the Cubs, collecting his first hit with a second-inning single off of Rich Hill then propelling D-backs to a 3-2 win with a go-ahead, RBI double in the eighth...clubbed his first career home run in his first career multi-homer affair Aug. 6 vs. Colorado, taking Jeff Francis deep twice.

**2004**—Posted a composite .324 batting average with 97 runs, 157 hits, 32 doubles, four triples, 17 home runs, 91 RBI, 69 walks, a .406 on-base and .512 slugging percentages in 127 games...led D-backs' farmhands in hits, RBI and walks...recognized by *Baseball America* as the California League's Best Batting Prospect...selected to the Minor League All-Star Second Team and the High-Class A All-Star Team at the end of the season...was the California League Player of the Week for May 10-16...ended his stay in Lancaster with a 19-game hitting streak from May 30-June 20 during which he hit at a .440 pace...selected to the California/Carolina League All-Star Game but was unable to participate due to a June 21 promotion to Double-A El Paso...participated in the All-Star Futures Game July 11 in Houston and doubled and scored for the USA Team...following the season, played for the Scottsdale Scorpions in the Arizona Fall League...tied for the league lead in home runs (8), tied for third in runs (27) and tied for fourth in RBI (26), spanning 32 games...batted .324 with a .586 slugging percentage.

**2003**—Named the Northwest League's Most Valuable Player...selected to NWL Postseason All-Star team and earned SportsTicker Star of Stars honors for overall statistical excellence...chosen as an outfielder on *Baseball America*'s short-season All-Star team...established a league record with 35 doubles while also pacing the circuit with 60 RBI and 42 extra-base hits...also ranked second with 82 hits, 137 total bases and a .533 slugging percentage, third with a .319 average and tied for fourth with a .410 on-base percentage...clubbed his first professional home run July 25 at Salem-Keiser...named Player of the Week for Aug. 4-10.

## PERSONAL/MISCELLANEOUS

Conor S. Jackson...was a 2000 graduate of El Camino Real High School in Woodland Hills, CA...had his jersey retired by his high school, Jan. 11, 2011...attended the University of California, where he was named a third-team All-American by *Baseball America* following his senior season after batting .388 with 14 doubles, a triple, 10 home runs, 44 RBI and a Pac-10 leading .538 on-base percentage...played for the USA National Team in 2002...was also one of four players to maintain an Arizona Fall League journal for MLB.com during his time in the 2004 AFL...his father, John, is an actor and played Admiral A.J. Chegwidden on the television series "JAG"...made a cameo on "General Hospital" as part of an ESPN The Magazine feature, portraying a physical therapist for Sonny and Carly's son Michael Corinthos, who was recovering from a year-long coma.

## LIFETIME PLAYING RECORD

Year	Club	AVG	G	AB	R	H	2B	3B	HR	RBI	SH	SF	HP	BB	SO	SB	CS	SLG	OBP	E	
2003	Yakima	.319	68	257	44	82	35	1	6	60	0	2	5	36	41	3	0	.533	.410	0	
2004	Lancaster	.345	67	258	64	89	19	2	11	54	0	7	3	45	36	4	3	.562	.438	3	
	El Paso	.301	60	226	33	68	13	2	6	37	0	4	2	24	36	3	3	.456	.367	3	
2005	Tucson	.354	93	333	66	118	38	2	8	73	0	7	0	69	32	3	2	.553	.457	9	
	ARIZONA	.200	40	85	8	17	3	0	2	8	0	1	1	12	11	0	0	.306	.303	5	
2006	ARIZONA	.291	140	485	75	141	26	1	15	79	1	7	9	54	73	1	0	.441	.368	12	
2007	ARIZONA	.284	130	415	56	118	29	1	15	60	2	3	4	53	50	2	2	.467	.368	11	
2008	ARIZONA	.300	144	540	87	162	31	6	12	75	1	3	9	59	61	10	2	.446	.376	7	
2009	ARIZONA	.182	30	99	8	18	4	0	1	14	0	0	0	11	16	5	0	.253	.264	2	
	Visalia	.000	3	10	1	0	0	0	0	0	1	0	0	0	1	1	0	0	.000	.091	0
2010	ARIZONA	.238	42	151	19	36	11	0	1	11	0	1	0	20	18	4	1	.331	.326	1	
	Reno	.273	3	11	4	3	0	0	1	2	0	0	1	0	2	0	0	.545	.333	0	
	OAKLAND	.228	18	57	6	13	2	0	1	5	0	0	1	11	9	2	0	.316	.362	0	
	AZL A's	.000	3	7	0	0	0	0	0	1	0	1	0	0	2	0	0	.000	.000	0	
	Stockton	.286	2	7	1	2	1	0	0	2	0	1	0	0	1	0	0	.429	.250	0	
	Sacramento	.000	2	8	1	0	0	0	0	0	0	0	0	1	1	0	0	.000	.111	0	
<b>AL Totals</b>		<b>.228</b>	<b>18</b>	<b>57</b>	<b>6</b>	<b>13</b>	<b>2</b>	<b>0</b>	<b>1</b>	<b>5</b>	<b>0</b>	<b>0</b>	<b>1</b>	<b>11</b>	<b>9</b>	<b>2</b>	<b>0</b>	<b>.316</b>	<b>.362</b>	<b>0</b>	
<b>NL Totals</b>		<b>.277</b>	<b>526</b>	<b>1775</b>	<b>253</b>	<b>492</b>	<b>104</b>	<b>8</b>	<b>46</b>	<b>247</b>	<b>4</b>	<b>15</b>	<b>23</b>	<b>209</b>	<b>229</b>	<b>22</b>	<b>5</b>	<b>.423</b>	<b>.358</b>	<b>38</b>	
<b>ML Totals</b>		<b>.276</b>	<b>544</b>	<b>1832</b>	<b>259</b>	<b>505</b>	<b>106</b>	<b>8</b>	<b>47</b>	<b>252</b>	<b>4</b>	<b>15</b>	<b>24</b>	<b>220</b>	<b>238</b>	<b>24</b>	<b>5</b>	<b>.419</b>	<b>.358</b>	<b>38</b>	

## CAREER TRANSACTIONS

**2000** — Selected by the Cleveland Indians organization in the 26th round of the June Draft, did not sign. **2003** — Selected by the Arizona Diamondbacks organization in the 1st round (19th selection overall) of the First-Year Player Draft. **2009** — On disabled list, May 12 to November 19; included rehabilitation assignment to Visalia, August 11 to 13. **2010** — On disabled list, April 19 to May 7; included rehabilitation assignment to Reno, May 5 to 7. Traded to the Oakland Athletics with cash considerations for minor league pitcher Sam Demel, June 15. On disabled list, July 1 to August 15; included rehabilitation assignments to Arizona A's, August 8 to 10, Stockton, August 11 to 12, and Sacramento, August 13 to 15. On disabled list, August 20 to November 3.

## DIVISION SERIES RECORD

YEAR TEAM	AVG	G	AB	R	H	2B	3B	HR	RBI	SH	SF	HP	BB	SO	SB	CS	SLG	OBP	E
2007 ARZ vs. CHC	.125	3	8	0	1	1	0	0	1	0	1	0	0	3	0	0	.250	.111	0

## LEAGUE CHAMPIONSHIP SERIES RECORD

YEAR TEAM	AVG	G	AB	R	H	2B	3B	HR	RBI	SH	SF	HP	BB	SO	SB	CS	SLG	OBP	E
2007 ARZ vs. COL	.333	3	9	1	3	0	0	0	1	0	0	0	0	0	0	0	.333	.333	2

## VS. THE AMERICAN LEAGUE

2010					CAREER					
AVG.	AB	H	HR	RBI	vs. TEAM	AVG.	AB	H	HR	RBI
.250	8	2	0	1	Baltimore	.259	27	7	0	3
—	0	0	0	0	Boston	.200	15	3	0	0
—	0	0	0	0	Chicago	—	0	0	0	0
—	0	0	0	0	Cleveland	—	0	0	0	0
—	0	0	0	0	Detroit	.083	12	1	0	0
—	0	0	0	0	Kansas City	.333	12	4	0	1
—	0	0	0	0	Los Angeles	.545	11	6	0	1
—	0	0	0	0	Minnesota	.417	12	5	0	0
—	0	0	0	0	New York	.250	8	2	1	1
—	0	0	0	0	Oakland	.227	22	5	0	2
—	0	0	0	0	Seattle	.222	9	2	0	0
.000	4	0	0	0	Tampa Bay	.105	19	2	0	1
—	0	0	0	0	Texas	.000	6	0	0	1
.190	21	4	1	2	Toronto	.190	21	4	1	2

## VS. THE NATIONAL LEAGUE

2010					CAREER					
AVG.	AB	H	HR	RBI	vs. TEAM	AVG.	AB	H	HR	RBI
—	0	0	0	0	Arizona	—	0	0	0	0
.333	21	7	0	3	Atlanta	.349	86	30	1	10
.375	8	3	0	0	Chicago	.341	82	28	2	13
.364	11	4	0	1	Cincinnati	.255	51	13	0	6
.235	17	4	1	3	Colorado	.245	212	52	6	28
.167	6	1	0	1	Florida	.213	80	17	1	10
—	0	0	0	0	Houston	.319	72	23	4	14
.276	29	8	0	2	Los Angeles	.262	210	55	1	23
.286	7	2	0	1	Milwaukee	.238	84	20	4	14
—	0	0	0	0	New York	.288	73	21	2	8
—	0	0	0	0	Philadelphia	.288	66	19	2	15
.100	20	2	0	0	Pittsburgh	.226	93	21	2	14
.217	23	5	0	2	St. Louis	.313	96	30	3	18
.263	19	5	0	0	San Diego	.276	214	59	6	31
.143	14	2	0	0	San Francisco	.301	186	56	7	25
—	0	0	0	0	Washington	.377	53	20	4	11

## MONTHLY BREAKDOWN

2010					CAREER					
AVG.	AB	H	HR	RBI	by MONTH	AVG.	AB	H	HR	RBI
—	0	0	0	0	March	.333	3	1	0	1
.267	45	12	0	2	April	.267	329	88	9	57
.191	68	13	0	5	May	.257	338	87	7	47
.277	83	23	1	8	June	.273	322	88	4	29
—	0	0	0	0	July	.307	257	79	11	44
.083	12	1	1	1	August	.248	323	80	8	35
—	0	0	0	0	September	.316	253	80	7	38
—	0	0	0	0	October	.286	7	2	1	1

## BATTING BREAKDOWN

2010					CAREER					
AVG.	AB	H	HR	RBI	by CATEGORY	AVG.	AB	H	HR	RBI
.231	121	28	2	8	Home	.285	924	263	27	144
.241	87	21	0	8	Road	.267	908	242	20	108
.233	60	14	1	3	Day	.260	549	143	10	57
.236	148	35	1	13	Night	.282	1283	362	37	195
.245	196	48	1	15	Pre-ASG	.265	1085	288	21	145
.083	12	1	1	1	Post-ASG	.290	747	217	26	107
.243	37	9	0	2	vs. LHP	.294	511	150	16	66
.234	171	40	2	14	vs. RHP	.269	1321	355	31	186
.240	50	12	1	14	RISP	.279	473	132	9	190
.333	3	1	0	1	Bases Loaded	.316	38	12	0	41
.167	6	1	0	0	Pinch Hitter	.143	49	7	3	12
.400	5	2	0	0	Designated Hitter	.200	20	4	1	3

## BALLPARK BREAKDOWN

	AVG.	AB	H	HR	RBI
AT&T Park	.269	104	28	5	14
Ballpark in Arlington	.000	6	0	0	1
Busch Stadium	.362	47	17	1	5
Busch Stadium I	.000	3	0	0	0
Camden Yards	.190	21	4	0	3
Chase Field	.289	893	258	26	142
Citizens Bank Park	.324	37	12	2	9
Coors Field	.290	107	31	2	15
Dodger Stadium	.260	104	27	0	7
Fenway Park	.125	8	1	0	0
Great American Ball Park	.158	19	3	0	3
Metrodome	.417	12	5	0	0
Miller Park	.152	33	5	1	3
Minute Maid Park	.240	25	6	1	5
Nationals Park	.364	11	4	0	0
Oakland Coliseum	.163	43	7	1	4
Old Yankee Stadium	.250	8	2	1	1
PETCO Park	.276	123	34	3	13
PNC Park	.289	45	13	1	7
RFK Stadium	.267	15	4	0	3
Shea Stadium	.323	31	10	2	6
Sun Life Stadium	.157	51	8	0	4
Tropicana Field	.143	7	1	0	0
Turner Field	.306	36	11	1	2
Wrigley Field	.326	43	14	0	5

## FIELDING STATISTICS

### First Base

YEAR	PCT.	G	PO	A	E	TC	DP
2005	.973	20	171	12	5	188	19
2006	.990	129	1110	81	12	1203	111
2007	.988	108	859	48	11	918	86
2008	.993	68	533	30	4	567	34
2009	.977	6	42	1	1	44	5
2010	1.000	3	27	2	0	29	4
<b>Totals</b>	<b>.989</b>	<b>334</b>	<b>2742</b>	<b>174</b>	<b>33</b>	<b>2949</b>	<b>259</b>

### Third Base

YEAR	PCT.	G	PO	A	E	TC	DP
2007	1.000	2	1	0	0	1	0
<b>Totals</b>	<b>1.000</b>	<b>2</b>	<b>1</b>	<b>0</b>	<b>0</b>	<b>1</b>	<b>0</b>

### Outfield

YEAR	PCT.	G	PO	A	E	TC	DP
2005	—	1	0	0	0	0	0
2007	1.000	2	3	0	0	3	0
2008	.981	77	146	5	3	154	3
2009	.972	23	35	0	1	36	0
2010	.990	52	95	3	1	99	0
<b>Totals</b>	<b>.983</b>	<b>155</b>	<b>279</b>	<b>8</b>	<b>5</b>	<b>292</b>	<b>3</b>

## JACKSON'S CAREER BESTS

**Hits:** 4 (four times), last: September 21, 2008 at Colorado

**Home Runs:** 2 (three times), August 10, 2007 vs. Washington; July 15, 2006 vs. Milwaukee; August 6, 2005 vs. Colorado

**Runs Batted In:** 4 (five times), last: April 18, 2008 vs. San Diego

**Stolen Bases:** 1 (24 times), last: August 17, 2010 vs. Toronto

**Hitting Streak:** 13, April 25 to May 13, 2006

**Hitless Streak (At Bats):** 19, August 6 to 24, 2005

**Grand Slams:** None.

**Pinch-Hit Home Runs:** 3, April 14, 2009 vs. St. Louis (Kinney); July 26, 2007 vs. Florida (Miller); July 30, 2006 at Houston (Lidge)

**Inside-The-Park Home Runs:** None.

**Game Ending Home Runs:** None.

**Lead Off Home Runs:** None.

**THIRD BASEMAN****Height/Weight:** 6-1 / 210**Birthdate:** July 25, 1981**Birthplace/Resides:** Newport Beach, California / Evergreen, Colorado**Major League Service:** 4 years, 30 days**Obtained:** Acquired from the San Diego Padres with infielder Eric Sogard for outfielders Scott Hairston and Aaron Cunningham, January 16, 2010**Contract Status:** First year of a one-year contract through 2011.**Bats/Throws:** Right / Right**Opening Day Age:** 29**CAREER HIGHLIGHTS**

Has played for three teams in five Major League seasons...has at least 30 doubles, 15 home runs and 70 RBI in each of his last four seasons...led the A's in home runs (16) and tied for the lead in RBI (71) in his first season with Oakland in 2010...spent three seasons with San Diego from 2007-09...set the National League record for fielding percentage by a third baseman with a .990 mark in 2009...set a Padres single season record with 15 hit by pitches in 2008...tied the San Diego rookie record with 18 home runs in 2007...was originally drafted by Cleveland in the sixth round of the 2003 draft and made his Major League debut with the Indians in 2006...became the first player in ML history to hit a grand slam on the first pitch of his first career plate appearance, Sept. 2, 2006 at Texas.

**2010 HIGHLIGHTS**

Led the A's in home runs (16) and extra base hits (49), and tied for the team lead in RBI (71)...however, all three figures were the lowest totals over his four full seasons, as were his .247 batting average, .283 on-base percentage and .396 slugging percentage...had career-highs in doubles (32) and stolen bases (2)...the 16 home runs were the fewest by a team leader in Oakland history...the previous low was 17 by Mitchell Page in 1978, and Dwayne Murphy and Davey Lopes in 1983...the 71 RBI were second lowest by an Oakland team leader to Page's 70 in 1978...his .283 on-base percentage ranked fourth lowest in the American League and was the lowest by an Athletic since Scott Brosius had a .259 mark in 1997...hit .214 with runners in scoring position...was batting .266 at the All-Star Break but then hit .216 after the break, which ranked fifth lowest in the AL...combined for a .244 batting average in April and May, .303 in June and July, and .182 from Aug. 1 through the end of the season...batted .228 over the first six innings of a game, .289 with seven of his 16 home runs in the seventh inning or later...hit 11 of his 16 home runs on the road, 10 were solo shots...had eight first-pitch home runs, which tied for third most in the AL...24 of his 78 career home runs have come on the first pitch...had a .336 batting average when leading off an inning...hit .343 in 17 interleague games, compared to a .233 batting average against AL competition...now has a .320 (70 for 219) career average in interleague play...appeared exclusively at third base, where he made 140 starts...committed 12 errors for a .968 fielding percentage, which ranked fourth among the eight AL qualifiers at third base...had a career-high 278 assists...hit in every spot in the order from third through seventh...led the A's with 57 starts batting clean-up and 42 hitting fifth...batted .270 when hitting fourth, .220 from the five spot.

**OAKLAND:** Made his fourth consecutive Opening Day start at third base, his first with the A's...grounded into two double plays that day, tying the Oakland Opening Day record set by Scott Hatteberg in 2002 and also matched in 2010 by Ryan Sweeney...hit safely in 16 consecutive home games from May 8 to June 21 (24 for 64, .375), which tied for the third-longest home hitting streak in Oakland history...his fourth inning double May 12 at Texas was the 100th of his career...had a career-high 15-game hitting streak from May 31 to June 15...hit .458 (27 for 59) with three doubles, three home runs and 11 RBI during the streak...made his only pinch-hitting appearance of the season June 2 at Boston, hitting a solo home run off Papelbon in the ninth inning of a 6-4 A's loss...it was his first career pinch homer...is now a .333 (4 for 12) career hitter in the pinch with seven RBI...homered in three straight games for the first time in his career, June 2-4...singled off Fernando Rodney in the eighth inning June 7 against Los Angeles for his 500th career hit...had a career-best streak of five consecutive multiple hit games from June 8 to 12 (12-for-22, .545)...went 4-for-4 June 20 at St. Louis, his fifth career game of four or more hits...all five of those games have come on the road against NL teams...had two hits the next day against Cincinnati to lift his batting average to .293...then hit .200 over his final 73 games...batted .336 (36-for-



107) with five home runs in June, his best one-month figures in 2010...had a career-long 0-for-30 streak from June 25 to July 5...at the time, it was the longest hitless streak by an Athletic since Scott Brosius also had a 0 for 30 streak from Aug. 26-Sept. 19, 1995...set an Oakland record with five consecutive games with a grounded-into-double play from June 29 to July 3...the previous mark was four (three times, last by Scott Hatteberg from Sept. 13-16, 2005)...had his first walk-off hit as an Athletic with a RBI single in the bottom of the 10th inning July 20 against Boston...it was his fourth career game-ending RBI (three singles, one walk)...scored a career-high tying three runs July 31 at Chicago (fourth time)...went 6-for-53 (.113) over a 17-game stretch from Aug. 6 to 24 before going 9-for-20 (.450) with four multiple hit games over his next five games...finished August with a .206 batting average...missed 13 games from Sept. 6 to 20 with lower back spasm...returned Sept. 21, starting 11 of the A's final 13 games at third base...went 6-for-44 (.136) over that span, but two of the hits were home runs.

## CAREER

**2009**—Played in 141 games for the Padres, including 134 starts at third base...tallied a career-best 88 RBI...ranked among the club leaders in hits (3rd), doubles (t-1st), home runs (2nd), and RBI (2nd)...set the National League record for fielding percentage by a third baseman with a .990 mark...made just three errors in 311 total chances...no previous NL third baseman had committed fewer than six errors in a season with at least 300 total chances...previous record was .987 by Vinny Castilla in 2004...donated one of his game-used gloves to the National Baseball Hall of Fame following the season...committed his first error of the season May 29 at Colorado, snapping a 72-game errorless streak dating back to Aug. 30, 2008...his final error came July 16 and he finished the season with a 53-game errorless streak...hit .274 after the All-Star break after hitting .244 over the first half...posted a .335 on-base percentage and a .443 slugging percentage in the second half...went 47 for 155 (.303) with runners in scoring position...hit lefties at a .291 clip while batting .241 against right-handers...recorded 33 multi-hit games, including a career-high five-hit effort Aug. 13 at Milwaukee, a four-hit game and 10 three-hit games...missed time during the last month of the season while suffering from a strained left calf and back tightness...was not placed on the disabled list.

**2008**—Set single-season career highs in nearly every offensive category in his second year with the Padres, hitting .260 with 31 doubles, 23 home runs and 84 RBI in 154 games...set single-season marks in games, at-bats, runs, hits, triples and home runs...after the season, underwent successful arthroscopic surgery on his right shoulder in November...the procedure was performed by Dr. Heinz Hoenecke and Dr. Jan Fronck at Scripps Green Hospital...his 624 at-bats paced the Padres and ranked sixth in the National League...had a team-best 47 multiple-hit contests...played 154 games at third base, all in a starting role...posted a .974 fielding percentage, which ranked third-best among Major League third basemen...led ML third basemen with 128 putouts and 34 double plays...tied for first with 416 total chances, was second with 1379.0 innings played and third with 277 assists...19 of his 23 home runs came off right-handed pitching...scored San Diego's only run in a 22-inning loss to Colorado April 17, playing all 22 frames at third base...his nine at-bats in that game tied the club record for extra-inning contest...also played all 18 innings at third base May 25 vs. Cincinnati...cracked five long balls during a 10-game homestand from May 19 to 29...hit a career-high two homers May 25 vs. Cincinnati...grounded into a 5-4-3 triple play in the eighth inning May 30 at San Francisco...had a 10-game hit streak from June 13-30, hitting .390 (16 for 41) with three homers and nine RBI during that stretch...belted his third-career grand slam June 14 at Cleveland...scratched from the lineup June 17 at New York (AL) due to a sore lower back sustained while fielding ground balls during batting practice...missed six games with the injury...drove in 45 runs after the All-Star break, which tied for 10th in NL...turned an unassisted double play to close out an 8-3 Padres win Aug. 9 at Colorado, becoming the first third baseman to turn a game-ending, unassisted double play since the Astros Bill Spiers vs. the Braves, April 2, 1997 (Elias)...established a single-season club record when he was hit by a pitch for the 14th time Sept. 17 at Colorado, passing Gene Tenace's 13 hit by pitches in 1977...had 15 hit by pitches overall, which ranked second in the NL.

**2007**—Rookie third baseman finished with a .275 average, 30 doubles, 18 home runs and 74 RBI in 145 games...the 18 homers tied the Padres rookie record (Benito Santiago, 1987) and his 74 RBI marked the second most in club history for a rookie (Santiago, 79)...following the season, was named the 2007 Favorite New Padre by The Madres, a group of volunteers who have assisted the Padres front office and served local youth baseball since 1972...ranked among NL rookie leaders in doubles (t-2nd), RBI (3rd), multi-hit games (4th, 35), home runs (5th), hits (5th), extra-base hits (5th, 50) and total bases (5th,

221)...also placed among all-time Padres rookie leaders in doubles (4th), batting average (5th) and hits (7th)...set marks for a San Diego rookie third baseman in games, at-bats, runs, hits, doubles, homers, RBI, walks, batting average, on-base percentage (.329) and slugging (.457)...played in 136 games at third base, including 128 starts...hit at a .356 clip off left-handed pitching, ninth among NL batters... was the fourth San Diego rookie to start at third base on Opening Day...batted .309 over his last 118 games beginning May 10...knocked his second career grand slam May 25 vs. Milwaukee...hit .352 over 50 games from Aug. 7 through the end of the season, the fifth best mark in the NL during that span...batted a team-best .380 in September...reached base in 20 consecutive contests from Sept. 5-26, batting .464 with eight walks and two hit by pitches...collected 14 RBI over the 20-game span...reached base safely in 10 straight plate appearances, Sept. 9-13, with eight hits and two walks...notched eight consecutive hits during the span, tying Dave Winfield (July 29-31, 1979), Tony Gwynn (April 22-24, 1994) and Brian Giles (June 19-22, 2005) for the club record for hits without making an out.

**2006**—Was selected by the Indians from Triple-A Buffalo Sept. 2 and made his Major League debut that night at Texas...hit a grand slam on the first pitch of his first at-bat in the first inning off Edinson Volquez...became only the third Major Leaguer to hit a grand slam in his first plate appearance and the first ever on the first pitch...is also the fourth Major Leaguer and first American League player to hit a grand slam in his debut...homered in his second game Sept. 3 (off Kevin Millwood)...became the third Indians player to homer in his first two games, joining Earl Averill and Josh Bard...made 13 starts at designated hitter and two at third base...hit safely in nine of his 16 games, going 12 for 56 (.214) with three homers and 11 RBI...compiled a .379 combined average between Double-A Akron and Triple-A Buffalo, the second best mark in all of minor league baseball...honored with the Indians organization's 2006 Lou Boudreau Award as the top position player in their minor league system...had the highest on-base percentage (.437) in the club's farm system...between Akron and Buffalo, hit .450 off left-handers and .346 off righties...batted .336 with runners in scoring position and .387 with runners on base...began the season at Akron and hit .440 in May with six home runs and 26 RBI in 23 games to earn Topps Eastern League Player of the Month honors...missed three weeks from June 16-July 4 with a strained left hamstring...promoted to Triple-A July 28 and hit safely in 23 of 27 tilts...played for the Peoria Javelinas in the Arizona Fall League and hit .382 with two home runs and 10 RBI in 15 games... was named to the AFL All-Prospects Team.

**2005**—Season was limited to 71 games due to a lower back injury...began the campaign at Single-A Kinston...named to the Carolina League All-Star Team prior to his injury...was leading the league in batting average before going on the shelf...was on the disabled list from June 3-Aug. 8...played three games at Short-A Mahoning Valley on a rehab stint, Aug. 4-8...returned to Kinston and finished with a .339 average with 20 doubles, 12 home runs and 58 RBI in 68 games overall.

**2004**—Spent most of the season at Single-A Lake County in his first full professional season...finished second in the South Atlantic League in batting average (.330), fourth in hits (156) and tied for fourth in doubles (35)...named to the SAL Midseason and Postseason All-Star teams...played in the Arizona Fall League after the season and injured his back after falling down the dugout steps while chasing a foul ball.

**2003**—Gained his first experience in the professional ranks at Short-A Mahoning Valley after signing June 3...his eight home runs tied for third in the New York-Penn League.

## PERSONAL/MISCELLANEOUS

Kevin Kouzmanoff...graduated from Evergreen (CO) High School in 1999 where he wrestled, played football and baseball...played two years at Cochise (AZ) Junior College and one at the University of Arkansas-Little Rock...played one year at the University of Nevada-Reno and was Western Athletic Conference Player of the Year in 2003...signed by Indians scout Don Lyle.

## LIFETIME PLAYING RECORD

Year	Club	AVG.	G	AB	R	H	2B	3B	HR	RBI	SH	SF	HP	BB	SO	SB	CS	SLG	OBP	E
2003	Mahoning Valley	.272	54	206	31	56	8	1	8	33	0	4	3	21	36	2	1	.437	.342	6
2004	Lake County	.330	123	473	74	156	35	5	16	87	0	5	9	44	75	5	4	.526	.394	14
	Akron	.208	7	24	3	5	1	1	1	6	0	1	0	2	5	0	0	.458	.259	3
2005	Kinston	.339	68	254	47	86	20	4	12	58	0	4	5	24	51	3	1	.591	.401	12
	Mahoning Valley	.143	3	7	0	1	0	0	0	0	0	0	0	1	2	0	0	.143	.250	2
2006	Akron	.389	67	244	46	95	19	1	15	55	0	3	6	23	34	2	3	.660	.449	10
	Buffalo	.353	27	102	22	36	9	0	7	20	0	2	1	10	12	2	1	.647	.409	5
	CLEVELAND	.214	16	56	4	12	2	0	3	11	0	0	0	5	12	0	0	.411	.279	1
2007	SAN DIEGO	.275	145	484	57	133	30	2	18	74	2	6	10	32	94	1	0	.457	.329	22
2008	SAN DIEGO	.260	154	624	71	162	31	4	23	84	0	6	15	23	139	0	0	.433	.299	11
2009	SAN DIEGO	.255	141	529	50	135	31	1	18	88	0	6	11	27	106	1	0	.420	.302	3
2010	OAKLAND	.247	143	551	59	136	32	1	16	71	0	5	6	24	96	2	1	.393	.283	12
<b>AL Totals</b>		<b>.244</b>	<b>159</b>	<b>607</b>	<b>63</b>	<b>148</b>	<b>34</b>	<b>1</b>	<b>19</b>	<b>82</b>	<b>0</b>	<b>5</b>	<b>6</b>	<b>29</b>	<b>108</b>	<b>2</b>	<b>1</b>	<b>.397</b>	<b>.283</b>	<b>13</b>
<b>NL Totals</b>		<b>.263</b>	<b>440</b>	<b>1637</b>	<b>178</b>	<b>430</b>	<b>92</b>	<b>7</b>	<b>59</b>	<b>246</b>	<b>2</b>	<b>18</b>	<b>36</b>	<b>82</b>	<b>339</b>	<b>2</b>	<b>0</b>	<b>.436</b>	<b>.309</b>	<b>36</b>
<b>ML Totals</b>		<b>.258</b>	<b>599</b>	<b>2244</b>	<b>241</b>	<b>578</b>	<b>126</b>	<b>8</b>	<b>78</b>	<b>328</b>	<b>2</b>	<b>23</b>	<b>42</b>	<b>111</b>	<b>447</b>	<b>4</b>	<b>1</b>	<b>.425</b>	<b>.302</b>	<b>49</b>

## CAREER TRANSACTIONS

**2003** — Selected by the Cleveland Indians organization in the sixth round of the First-Year Player Draft. **2006** — Traded to the San Diego Padres with pitcher Andrew Brown for infielder Josh Barfield, November 8. **2010** — Traded to the Oakland Athletics with infielder Eric Sogard for outfielders Scott Hairston and Aaron Cunningham, January 16.

### VS. THE AMERICAN LEAGUE

2010					CAREER					
AVG.	AB	H	HR	RBI	vs. TEAM	AVG.	AB	H	HR	RBI
.105	38	4	0	5	Baltimore	.119	42	5	0	6
.333	18	6	2	4	Boston	.250	28	7	2	4
.233	30	7	1	2	Chicago	.243	37	9	2	5
.320	25	8	0	9	Cleveland	.368	38	14	2	15
.130	23	3	0	1	Detroit	.130	23	3	0	1
.360	25	9	1	10	Kansas City	.345	29	10	1	10
.257	74	19	3	8	Los Angeles	.267	86	23	5	12
.273	22	6	1	3	Minnesota	.268	41	11	1	4
.184	38	7	1	3	New York	.184	38	7	1	3
—	0	0	0	0	Oakland	.348	23	8	1	7
.180	61	11	2	5	Seattle	.242	128	31	4	14
.200	35	7	0	2	Tampa Bay	.224	49	11	1	5
.278	72	20	3	9	Texas	.263	99	26	5	14
.261	23	6	0	3	Toronto	.226	31	7	0	3

### VS. THE NATIONAL LEAGUE

2010					CAREER					
AVG.	AB	H	HR	RBI	vs. TEAM	AVG.	AB	H	HR	RBI
—	0	0	0	0	Arizona	.260	173	45	5	25
—	0	0	0	0	Atlanta	.262	65	17	2	14
.364	11	4	0	0	Chicago	.243	74	18	3	12
.250	12	3	1	2	Cincinnati	.376	85	32	8	24
—	0	0	0	0	Colorado	.279	183	51	5	22
—	0	0	0	0	Florida	.306	62	19	1	6
—	0	0	0	0	Houston	.172	64	11	2	6
—	0	0	0	0	Los Angeles	.235	187	44	6	33
—	0	0	0	0	Milwaukee	.309	81	25	4	15
—	0	0	0	0	New York	.205	73	15	1	7
—	0	0	0	0	Philadelphia	.273	77	21	3	6
.167	12	2	0	1	Pittsburgh	.234	77	18	2	9
.333	12	4	1	1	St. Louis	.234	77	18	3	12
—	0	0	0	0	San Diego	—	0	0	0	0
.500	20	10	0	3	San Francisco	.265	211	56	6	20
—	0	0	0	0	Washington	.254	63	16	2	14

### MONTHLY BREAKDOWN

2010					CAREER					
AVG.	AB	H	HR	RBI	by MONTH	AVG.	AB	H	HR	RBI
—	0	0	0	0	March	.200	5	1	0	0
.256	90	23	1	13	April	.226	363	82	5	33
.234	107	25	2	12	May	.257	385	99	14	56
.336	107	36	5	14	June	.281	359	101	17	59
.261	88	23	2	12	July	.278	363	101	13	59
.206	97	20	2	14	August	.260	400	104	12	59
.157	51	8	3	5	September	.252	345	87	16	61
.091	11	1	1	1	October	.125	24	3	1	1

### BATTING BREAKDOWN

2010					CAREER					
AVG.	AB	H	HR	RBI	by CATEGORY	AVG.	AB	H	HR	RBI
.261	261	68	5	35	Home	.242	1066	258	30	141
.234	290	68	11	36	Road	.272	1178	320	48	187
.256	176	45	5	22	Day	.264	610	161	23	87
.243	375	91	11	49	Night	.255	1634	417	55	241
.266	338	90	8	40	Pre-ASG	.256	1252	320	39	163
.216	213	46	8	31	Post-ASG	.260	992	258	39	165
.261	138	36	3	14	vs. LHP	.281	630	177	20	78
.242	413	100	13	57	vs. RHP	.248	1614	401	58	250
.214	154	33	3	53	RISP	.261	624	163	20	241
.308	13	4	0	14	Bases Loaded	.286	70	20	3	56
1.000	1	1	1	1	Pinch Hitter	.333	12	4	1	7
—	0	0	0	0	Designated Hitter	.184	49	9	3	9

### BALLPARK BREAKDOWN

	AVG.	AB	H	HR	RBI
Angel Stadium	.229	48	11	4	8
AT&T Park	.295	122	36	3	14
Ballpark in Arlington	.269	67	18	4	9
Busch Stadium	.265	49	13	2	8
Camden Yards	.087	23	2	0	3
Chase Field	.300	90	27	4	13
Citi Field	.154	13	2	0	1
Citizens Bank Park	.372	43	16	3	5
Comerica Park	.063	16	1	0	1
Coors Field	.275	91	25	3	10
Dodger Stadium	.284	95	27	4	21
Fenway Park	.400	10	4	2	2
Great American	.314	35	11	3	12
Kauffman Stadium	.385	13	5	1	7
Miller Park	.340	50	17	2	9
Minute Maid Park	.188	32	6	1	4
Nationals Park	.346	26	9	1	8
Oakland Coliseum	.267	273	73	5	38
PETCO Park	.239	787	188	25	106
PNC Park	.296	27	8	1	4
Progressive Field	.250	48	12	2	10
RFK Stadium	.222	9	2	0	1
Rogers Centre	.261	23	6	0	2
Safeco Field	.229	70	16	2	7
Shea Stadium	.208	24	5	1	4
Sun Life Stadium	.321	28	9	0	5
Target Field	.091	11	1	0	0
Tropicana Field	.316	19	6	1	3
Turner Field	.242	33	8	1	7
U.S. Cellular Field	.294	17	5	2	4
Wrigley Field	.194	36	7	0	0
Yankee Stadium	.125	16	2	1	2

### FIELDING STATISTICS

#### Third Base

YEAR	PCT.	G	PO	A	E	TC	DP
2006	.857	2	4	1	7	0	
2007	.932	136	91	209	22	322	12
2008	.974	154	128	277	11	416	34
2009	.990	139	94	214	3	311	24
2010	.968	142	90	278	12	380	29
<b>Totals</b>	<b>.966</b>	<b>573</b>	<b>405</b>	<b>982</b>	<b>49</b>	<b>1436</b>	<b>99</b>

### KOUZMANOFF'S CAREER BESTS

**Hits:** 5, August 13, 2009 at Milwaukee; 4 (four times), last: June 20, 2010 at St. Louis  
**Home Runs:** 2, May 25, 2008 vs. Cincinnati  
**Runs Batted In:** 4 (five times), last: June 8, 2009 vs. Arizona  
**Stolen Bases:** 1 (four times), last: August 28, 2010 at Texas  
**Hitting Streak:** 15, May 31 to June 15, 2010  
**Hitless Streak (At Bats):** 30, June 25 to July 5, 2010  
**Grand Slams:** 3, June 14, 2008 at Cleveland (Edward Mujica); May 25, 2007 vs. Milwaukee (David Bush); September 2, 2006 at Texas (Edinson Volquez).  
**Pinch-Hit Home Runs:** 1, June 2, 2010 at Boston (Jonathan Papelbon)  
**Inside-The-Park Home Runs:** None  
**Game Ending Home Runs:** None  
**Lead Off Home Runs:** None.



**RIGHT-HANDED PITCHER**

**Height/Weight:** 6-7 / 210

**Bats/Throws:** Left / Right

**Birthdate:** June 6, 1985

**Opening Day Age:** 25

**Birthplace/Resides:** Vancouver, British Columbia / Louisville, Kentucky

**Major League Service:** None

**Obtained:** Acquired from the Toronto Blue Jays with Danny Farquhar for Rajai Davis, November 17, 2010

**Contract Status:** First year of a one-year contract through 2011.

**CAREER HIGHLIGHTS**

Was acquired by the A's after going 8-10 with six saves and a 3.53 ERA (89 er in 226.2 ip) in 113 games, 24 starts, in three professional seasons in the Toronto organization...all 24 of his starts came in his first season in 2008, as he has pitched exclusively in relief the last two seasons...has allowed just three home runs in 145.0 innings over the last two years...led Eastern League relievers with an average of 1.23 walks per nine innings in 2010...pitched for the World Team in the 2010 Futures Games.

**2010 HIGHLIGHTS**

Spent the entire season at Double-A New Hampshire, where he was 3-0 with five saves and a 2.58 ERA in 46 appearances, all in relief...had career highs in games, saves and strikeouts (63)...yielded just one home run in 73.1 innings...issued 10 walks for an average of 1.23 walks per nine innings, which was the lowest mark among Eastern League relievers...finished second on the Fisher Cats pitching staff in appearances...allowed a .256 opponents batting average, including .237 (36 for 152) against right-handed hitters and .281 (34 for 121) against left-handers...surrendered his only home run and issued seven of his 10 walks to lefties...opponents hit .317 with runners in scoring position...posted a 1.96 ERA and .217 opponents batting average at home and did not allow a home run in 36.2 innings...compiled a 3.19 ERA and .292 opponents average on the road...had a 5.19 ERA in the ninth inning and a 1.77 ERA in all other innings...converted 5 of 7 (71.4%) save opportunities and allowed 15 of 29 (51.7%) inherited runners to score.

**NEW HAMPSHIRE:** Struck out a season-high four batters in 1.2 shutout innings April 15 against Binghamton...allowed a run in 2.0 innings April 22 at Binghamton but would not yield another run until June 12...had a 16-game, 24.2-inning scoreless streak from April 25 to June 12...issued a season-high two walks May 15 against Portland, his only outing where he walked more than one batter...finished May with a 0.00 ERA (17.1 ip) and .196 opponents batting average...then compiled a 5.54 ERA and .345 opponents average in eight games in June...his season ERA was 0.96 entering play June 20 but he allowed a season high five runs on a season high six hits in 1.0 inning that day against Erie...yielded his only home run of the season in his next outing June 24 at Harrisburg...was charged with his first blown save of the season in that game but ended up with the win...matched his season high with four strikeouts June 28 against Reading...pitched for the World Team in the Futures Game, July 11 at Anaheim (0.2 ip, 2 h, 1 r, 1 er, 2 bb, 0 so)...was also named to the EL Midseason All-Star team and pitched for the East All-Stars in the game at Harrisburg, July 14...retired the only two batters he faced in the seventh inning...tossed a season high 3.0 scoreless innings for his fifth and final save of the season, July 18 against Binghamton...made two postseason appearances for the Fisher Cats and had a loss and a 5.40 ERA (3.1 ip, 3 h, 2 r, 2 er, 0 bb, 6 so, 2 hr).

**CAREER**

**2009**—Began the year at Single-A Dunedin and was 4-1 with a save and a 2.77 ERA in 38 relief appearances before earning a promotion to Double-A New Hampshire Aug. 18...had a win and did not allow a run in five games and 10.0 innings for the Fisher Cats...combined for a 4-1 record and a 2.39 ERA in 43 appearances...the wins were a career high...surrendered just two home runs in 71.2 innings...allowed a .231 opponents batting average, including .228 against left-handed hitters and .233 against right-handers...opponents hit .230 with runners in scoring position, including .189 with RISP and two outs...allowed 12 of 28 (42.9%) inherited runners to score...tossed 2.0 scoreless and hitless innings May 2 at Tampa for his first professional win...had a 14.1-inning scoreless streak from June 13 to July

11...retired the final two batters in the second game of a doubleheader June 27 against Charlotte for his first career save...finished June with a 0.68 ERA in eight relief appearances and yielded a .133 batting average.

**2008**—Began his professional career at Single-A Lansing and went 0-9 with a 5.40 ERA in 24 games, all starts...had career highs in losses, starts and innings pitched (81.2)...led the Lugnuts in games started and ranked second in losses...allowed a .282 opponents batting average, including .272 against right-handed hitters and .291 against lefties...had a 6.80 ERA in 14 starts before the All-Star Break and a 3.98 ERA in 10 starts after the break...posted a 3.70 ERA at home, 7.14 on the road...tossed fewer than four innings in each of his first 11 starts and had just four outings where he pitched enough innings to qualify for the win...tossed a season high 5.0 innings four times, including Aug. 6 at South Bend when he did not allow a run...ended up with a no decision in a 3-1, 10-inning win...was placed on the disabled list Aug. 19 with a right shoulder inflammation and missed the remainder of the season.

## PERSONAL/MISCELLANEOUS


Trystan Stewart Gwyn Magnuson was originally signed by Toronto scout Steve Miller...graduated from duPont Manual High School in 2002...attended the University of Louisville and made the baseball team as a walk-on...posted a 3.04 ERA in four seasons with the Cardinals, including 1.09 as a senior in 2007 when he helped Louisville to the College World Series...was drafted as a supplemental pick following the first round of the 2007 First-Year Draft as compensation for the loss of free agent Ted Lilly.

## LIFETIME PITCHING RECORD

Year	Club	W	L	ERA	G	GS	CG	SHO	SV	IP	H	R	ER	HR	HB	BB	IBB	SO	WP	BK
2008	Lansing	0	9	5.40	24	24	0	0	0	81.2	91	57	49	6	7	35	0	49	8	0
2009	Dunedin	4	1	2.77	38	0	0	0	1	61.2	56	23	19	2	4	27	1	45	3	0
	New Hampshire	1	0	0.00	5	0	0	0	0	10.0	4	0	0	0	0	1	0	7	0	0
2010	New Hampshire	3	0	2.58	46	0	0	0	5	73.1	70	22	21	1	2	10	0	63	2	1

## CAREER TRANSACTIONS

**2007** — Selected by the Toronto Blue Jays organization as a compensation pick (56th selection overall) following the first round of the First-Year Player Draft. **2010** — Traded to the Oakland Athletics with pitcher Danny Farquhar for outfielder Rajai Davis, November 17.

**DESIGNATED HITTER/OUTFIELDER****Height/Weight:** 6-2 / 210**Bats/Throws:** Left / Right**Birthdate:** June 12, 1974**Opening Day Age:** 36**Birthplace/Resides:** Ishikawa, Japan / Tokyo, Japan**Major League Service:** 8 years**Obtained:** Signed as a free agent, December 14, 2010**Contract Status:** First year of a one-year contract through 2011.**CAREER HIGHLIGHTS**

Is a .290 career hitter with 161 home runs and 681 RBI in 1,061 games over eight seasons in the Major Leagues after batting .304 with 332 home runs and 889 RBI in 1,268 games over 10 seasons with the Yomiuri Giants of the Japanese Leagues...has combined for a .297 average, 493 home runs and 1570 RBI in 2,329 games in Japan and the United States...needs seven home runs for 500 career...25 players have reached that plateau in the Major Leagues and another eight have done it in Japan but no one has combined for 500 in both leagues...was a nine-time All-Star in Japan (1994-2002) and a two-time American League All-Star (2003-04)...hit .321 (25 for 78) with eight home runs and 18 RBI in 22 career All-Star Series games in Japan...played for three Japan Series Champions with Yomiuri (1994, 2000 and 2002) and one World Series Champion with the Yankees (2009)...batted .286 with four home runs and 14 RBI in 21 career Japan Series games...was a three-time Central League Most Valuable Player (1996, 2000 and 2002) and a three-time home run champ (1998, 2000 and 2002)...spent his first seven seasons in the Majors with the New York Yankees (2003-09) and has also played for the Los Angeles Angels (2010)...has the most home runs, RBI and walks by a Japanese player in ML history...has 12 career grand slams, including six in the majors...did not miss a game in his first three seasons with Yankees, putting together a streak of 518 games to set the record for longest streak of consecutive games to start a Major League career...prior to that stretch, played in 1,250 consecutive games with Yomiuri, for a total professional baseball streak of 1,768 straight contests...was named World Series MVP in 2009 after hitting .615 (8 for 13) with three home runs and eight RBI, including a World Series record-tying six-RBI performance in Game 6 clincher.

**2010 HIGHLIGHTS**

Batted .274 with 21 home runs and 84 RBI in 145 games in his only season with Los Angeles...topped 20 home runs for the fifth time in his last seven seasons and it was the sixth time in eight Major League seasons he drove in 80 or more runs...the games played were his most since playing all 162 games for New York in 2005 but the batting average matched his lowest as a Major Leaguer (2009)...led the Angels with a .361 on-base percentage, was second in RBI and walks (67) and third in home runs...also topped the club with 24 go-ahead RBI and 22 multi-RBI games and ranked second with 35 two-out RBI...tied for fourth in the American League with 15 game-winning RBI...nine of his 21 home runs gave the Angels the lead...his batting average improved to .293 with runners on base and 14 of his 21 home runs came in that situation...tied for ninth in the AL in homers with runners on base...hit .289 (99 for 342) against right-handed pitching, .236 (33 for 140) against left-handers...drew 60 of his 67 walks against righties for a .394 on-base percentage, compared to .270 against lefties...the on-base percentage against righties was seventh best in the AL...batted .252 before the All-Star Break and .309 after the break...had a .238 average against a pitcher the first two times he saw him in a game and .421 after that...made 119 starts at designated hitter and 17 in left field...batted .263 with 16 home runs and 61 RBI in 120 games overall as a DH...ranked second among designated hitters in walks (60), third in RBI and sixth in home runs...did not commit an error in 18 games overall in left field (17 total chances)...also went 2 for 6 (.333) with two intentional walks as a pinch hitter...has a .333 (12 for 36) career average in the pinch with one home run, seven RBI and seven walks...hit in every spot in the order except first and third and saw his most action batting fifth (78 games) and fourth (38 games).

**LOS ANGELES:** Homered on Opening Day, April 5 against Minnesota, to become the 25th Angel to homer in his first game with the club...it was his fourth career Opening Day home run and he is now a .375 (12 for 32) hitter in eight MLB Opening Days with four home runs and 13 RBI...collected a pair

of doubles April 18 at Toronto and the first was his 200th in the majors... singled off David Huff in the fifth inning April 26 against Cleveland for his 1,000th ML hit... finished April with a .273 batting average but then hit .184 in May... had the game winning RBI single in the 10th inning of the Angels 4-3 win at Seattle May 8... it was the 1500th RBI of his career, including his time in Japan... hit his sixth Major League grand slam June 26 against Colorado... now has 12 grand slams in his professional career... batted .318 with a season best 19 RBI in the month of June but then hit .228 in July... was batting .243 through August 13... then had a season high in hits Aug. 14 against Toronto when he went 4 for 4 with three runs, a double, home run and two RBI... that began a season-ending stretch where he hit a Major League-leading .371 with seven home runs and 27 RBI... hit safely in a season high 10 consecutive games from Aug. 11 to 25... batted .486 (18 for 37) during the streak with 11 runs, six doubles, two home runs and 12 RBI... drove in a season high tying four runs Aug. 19 at Boston... finished August with a .304 batting average and then hit .344 in September.

## CAREER

**2009**—Batted .274 with 28 home runs and 90 RBI in 142 games, including 116 starts at designated hitter... .27 of his 28 home runs came as a DH, which led the majors set a Yankees record for a DH... batted .354 with runners in scoring position after the All-Star Break... hit a two-run home run on Opening Day at Baltimore, his third career Opening Day home run... hit a three-run home run in a June 12 win against the Mets, homering on his birthday for the second straight year... hit a three-run home run July 5 against Toronto for his 500th ML run... became just the second Japanese-born player to reach that plateau (also Ichiro)... hit his second career “walk-off” home run July 20 against Baltimore... named “MLB’s Clutch Performer of the Month” for August, as he hit .281 with eight HR and 25 RBI... had six home runs and 18 RBI over an eight-game span from Aug. 13-25... went 10-for-32 (.313) with six home runs and 15 RBI in seven games on a road trip from Aug. 13-23... had three multi-homer games on trip, becoming just the second player in club history to accomplish the feat (also Mickey Mantle in 1966)... hit two three-run homers and drove in a career-high seven runs in an Aug. 21 win vs. Boston... hit two solo home runs Aug. 23 at Boston, his sixth career multi-homer game, second in three games and third in seven games... became the first Yankee to collect three multi-homer games over a personal seven-game span since Mickey Mantle in 1966... hit four home runs over a six-game span from Sept. 16-22... was named World Series MVP after hitting .615 (8 for 13) with three home runs and eight RBI, including a World Series record-tying six-RBI performance in the Game 6 clincher... also became the third player in ML history to bat .500 or above and hit three home runs in the same World Series, joining Babe Ruth and Lou Gehrig... missed the first 10 games of spring training rehabbing his left knee after arthroscopic surgery.

**2008**—Hit .294 with nine home runs and 45 RBI in 93 games, including 66 starts at designated hitter, 20 in left field and two in right field... limited to 93 games due to a stint on the disabled list from June 23 to Aug. 18 with left knee inflammation... hit in six different spots in lineup from third through eighth... hit safely in 34 of 44 home games for a .323 average... batted safely in a career-high 17 straight games from April 18 to May 8, batting .365 (23 for 63)... reached base safely in 22 straight games from April 18-May 14... celebrated his 34th birthday, June 12 with a sixth-inning grand slam in the Yankees’ 4-1 victory at Oakland... it was his fifth career grand slam... drove in his 500th Major League run with a solo home run in a Aug. 23 win at Baltimore, becoming the first Japanese-born player to reach the 500 RBI plateau... underwent arthroscopic surgery on his left knee on Sept. 22.

## THE 500 HOME RUN CLUB

### MLB (25)

762	Barry Bonds
755	Hank Aaron
714	Babe Ruth
660	Willie Mays
630	Ken Griffey, Jr.
613	Alex Rodriguez
609	Sammy Sosa
589	Jim Thome
586	Frank Robinson
583	Mark McGwire
573	Harmon Killebrew
569	Rafael Palmeiro
563	Reggie Jackson
555	Manny Ramirez
548	Mike Schmidt
536	Mickey Mantle
534	Jimmie Foxx
521	Willie McCovey
521	Frank Thomas
521	Ted Williams
512	Ernie Banks
512	Eddie Mathews
511	Mel Ott
509	Gary Sheffield
504	Eddie Murray

### JAPAN (8)

868	Sadaharu Oh
657	Katsuya Nomura
567	Hiroimitsu Kadota
536	Koji Yamamoto
525	Kazuhiro Kiyohara
510	Hiroimitsu Ochiai
504	Isao Harimoto
504	Sachio Kinugasa

### Notes:

\*Although Negro League statistics are incomplete and unofficial, Josh Gibson is widely credited as hitting over 500 home runs.

\*Japanese list courtesy of Wayne Graczyk



**2007**—Hit .285 with 100 runs, 25 home runs and 103 RBI in 143 games...made 111 starts in left field and 32 at designated hitter...drove in 100 runs for fourth time in the majors and scored 100 runs for third time...was on the 15-day disabled list from April 8 to 22 with a strained left hamstring and missed 12 games...recorded the 2,000th hit of his professional career with a double in a May 6 win vs. Seattle... became the 46th member honored into Japanese “Golden Players Club”...award is akin to Hall of Fame for professional baseball players in Japan...drove in at least one run in six consecutive games from June 5-10, matching the longest streak of career...named American League “Player of Month” for July after leading the majors with 13 home runs, 31 runs and a .735 slugging percentage while batting .345...the runs and home runs were the most in any month of career...homered in three straight games July 21-22 for the second time in his ML career...established a career-high with five hits in a July 22 win vs. Tampa Bay...hit the 100th home run of his ML career in an Aug. 5 win against Kansas City, becoming the first Japanese-born player to reach the 100 plateau in ML history...started all four Division Series games against Cleveland at designated hitter and batted .182...underwent arthroscopic surgery to clean the inside of his right knee Nov. 14.

**2006**—Despite missing four months with a fractured left wrist, he hit .302 with eight home runs and 29 RBI in 51 games, including 36 starts in left field and 13 at designated hitter...had played in 1,768 consecutive professional games before injury, May 11 against Boston (1,250 with Yomiuri Giants, 518 with Yankees)...set a Major League record with 518 consecutive games to start a career, surpassing the mark previously held by Ernie Banks (424, Chicago Cubs, 1953-56)...it was the longest streak by any Yankee since Lou Gehrig’s 2,130-game streak...in an Opening Day win at Oakland, he reached base six times, going 4-for-4 with a home run, four RBI and two walks...removed from the May 11 loss to Boston in the top of the first inning after he suffered a fractured left wrist while diving for a fly ball... was on the 15-day disabled list from May 12-Sept. 11 and missed 110 games...underwent surgery, May 12...hit .273 with a double and a RBI during a four-game rehab assignment with Trenton during the Eastern League playoffs...reinstated from the DL Sept. 12 and went 4-for-4 vs. Tampa Bay that day... in his final 19 games after being reinstated from the DL, he hit .396 with three home runs and 10 RBI... batted .250 with one RBI in four ALDS games against Detroit

**2005**—Hit .305 with 108 runs, 45 doubles, 23 home runs and 116 RBI in 162 games...started 110 games in left field, 28 in center field, 19 at designated hitter, and four in right field...set career-highs in hits, doubles and RBI and his batting average was his best as a Major Leaguer...according to the Elias Sports Bureau, he became one of only two players who debuted since 1940 to have had at least 100 RBI in each of first three seasons in Majors (also Albert Pujols)...only one other Yankee had as many runs batted in as Matsui (330) over his first three seasons in the Majors (Joe DiMaggio, 432 from 1936-38)...tied for second in the American League with 45 doubles...also ranked second with a .354 average against left-handed pitching...was one of 10 Major Leaguers to play all 162 games...named AL Player of Week for the period ending June 19, batting .455 (10-for-22) with three home runs 22 total bases...reached base safely in a career-high 36 straight games from May 31-July 10...recorded the 500th hit of MLB career with a first-inning single Aug. 25 vs. Toronto...hit the 400th home run of his pro career Sept. 7 vs. Tampa Bay...hit .200 with four runs, one home run and one RBI in five ALDS games vs. the Angels.

### JAPANESE-BORN MAJOR LEAGUE BASEBALL CAREER LEADERS

#### Home Runs

<b>161</b>	<b>Hideki Matsui</b>
90	Ichiro Suzuki
48	Kenji Johjima
44	Tadahito Iguchi
34	Kosuke Fukudome

#### Runs Batted In

<b>681</b>	<b>Hideki Matsui</b>
558	Ichiro Suzuki
213	Dave Roberts
211	Kazuo Matsui
205	Tadahito Iguchi

#### Walks

<b>483</b>	<b>Hideki Matsui</b>
457	Ichiro Suzuki
307	Dave Roberts
238	Kosuke Fukudome
189	Tadahito Iguchi

#### Games

1588	Ichiro Suzuki
<b>1061</b>	<b>Hideki Matsui</b>
832	Dave Roberts
672	So Taguchi
630	Kazuo Matsui

#### Hits

2244	Ichiro Suzuki
<b>1109</b>	<b>Hideki Matsui</b>
721	Dave Roberts
615	Kazuo Matsui
494	Tadahito Iguchi

#### Doubles

258	Ichiro Suzuki
<b>220</b>	<b>Hideki Matsui</b>
124	Kazuo Matsui
95	Dave Roberts
91	Tadahito Iguchi

**2004**—Hit .298 with 109 runs, 31 home runs and 108 RBI in 162 games...started 160 games in left field and two in right field...the home runs were his best in the majors...was one of only four Major Leaguers to play in all 162 games...his 325 consecutive games played over his first two seasons were most by any player in Yankees history, surpassing the 323 straight games played by Bobby Richardson in 1961 and 1962...selected to the American League All-Star team, his second consecutive All-Star Game appearance (selected by Internet voting for the 32nd and final roster spot)...named AL Player of the Week from May 24-30, batting .524 (11-for-21) with 12 runs, two homers, seven RBI, 20 total bases, a .952 slugging percentage and a .655 on-base percentage...hit a grand slam, July 25 at Boston, his second of the season (also June 27 against the Mets)...homered in five of six games from Sept. 24-30...established a ML record for most extra-base hits in a post-season series of any length with nine in the ALCS against Boston...also tied the LCS record for most runs in a series (9) and established LCS records for most hits (14), total bases (28) and doubles (6)...all told, hit .412 (21-for-51) with three home runs and 13 RBI in 11 post-season games...in Game 3 of the ALCS at Boston, was 5-for-6 with 5 runs, two doubles, two home runs and five RBI, matching the MLB single-game post-season record for runs scored and RBI.

**2003**—Batted .287 with 16 home runs and 106 RBI in 163 games in his first season with the Yankees...made 110 starts in left field, 46 in center and two at designated hitter...led ML rookies in RBI, which was the highest single-season total by a Yankee rookie since 1936 (DiMaggio, 125)...his 42 doubles were the second-highest total by a rookie in franchise history (DiMaggio, 44 in 1936)...played in each of the Yankees' 163 games, setting an all-time single-season record by a rookie...tied for second in the AL with 13 outfield assists...elected to start the 2003 All-Star Game at U.S. Cellular Field...batted .493 in Interleague games...had a RBI single in the first inning in his Major League debut, Opening Day at Toronto, March 31...hit a grand slam in the home-opener against the Twins to become the first Yankee to hit a grand slam in his first game at Yankee Stadium...also became the fifth Yankee whose first Major League home run was a slam...named American League Player of Week June 23-29, batting .500 (14-for-28) with three doubles, two home runs and 14 RBI...named AL Rookie of Month for June after leading all rookies in average (.394), hits (41), doubles (11) and RBI (29)...hit his second career grand slam and had five RBI in Game 1 of the June 28 doubleheader against New York (NL), then went 4-for-4 in Game 2...hit a walk-off home run, July 17 vs. Cleveland...batted .281 with a team-high 11 RBI in 17 post-season games, collecting at least one RBI in five consecutive post-season games.

**2002**—Won his third Central League Most Valuable Player Award, batting a career-high .334 with a league-leading and career-best 50 home runs for Yomiuri in his final season in Japan...also led the league with 107 RBI, 112 runs, a .461 on-base percentage and a .692 slugging percentage in 140 games...fell nine points shy of the Triple Crown as he finished second to Chunichi's Kosuke Fukudome in batting (.343)...also had career highs in slugging and extra base hits (78)...it was his seventh consecutive season with 30 or more home runs and his third straight 100-RBI season...extended his consecutive games-played streak to 1,250, which was the longest active streak and second only to that of the Japanese "Iron Man" Sachiyo Kinugasa (2,215)...named to his ninth consecutive All-Star team...led the Giants to the Japan Series Championship over the Seibu Lions, batting .333 with four RBI in four games.

**2001**—Led the Central League with a .333 batting average and 107 runs scored...ranked second in home runs (36) and placed third in RBI (104)...added a career-high 120 walks for a career-best .463 on-base percentage...named to his eighth consecutive All-Star team.

**2000**—Earned his second Central League Most Valuable Player award after leading the league in runs (116), home runs (42) and RBI (108)...the runs scored were a career high as were his 108 strikeouts...hit .316, which was third best in the CL, and tied for second in doubles (32)...led Yomiuri to the Japan Series Championship, beating defending champions Fukuoka in six games...homered three times in the series...named to the All-Star team for the seventh time...honored with the Golden Spirit Award for the second consecutive season.

**1999**—Batted .304 with 42 home runs and 95 RBI in 135 games with Yomiuri...finished second in the Central League in home runs and ranked fifth in RBI...selected to his sixth All-Star team...honored with the Golden Spirit Award, given to the Japanese Professional Baseball Player who combines on-field accomplishments and off-field service in the community.

**1998**—Led the Central League in home runs (34) and RBI (100) and tied for the league lead in runs (103)...hit .292 and walked 104 times for a .421 on-base percentage...named to his fifth consecutive All-Star team.

**1997**—Ranked second in the Central League in home runs (37) and RBI (103) and fourth in runs (93)...batted .298 and walked 100 times for the first time in his career...was a perfect 9 for 9 in stolen base attempts, matching his career high in steals...was an All-Star for the fourth time.

**1996**—Was named Central League Most Valuable Player for the first time...led the league in runs scored (97) while batting .314 with 38 home runs and 99 RBI...tied for second in the CL in home runs, ranked third in RBI and doubles (34) and seventh in batting...led Yomiuri to the CL Championship but lost to Orix in five games in the Japan Series...selected to the All-Star team for the third consecutive season.

**1995**—Batted .283 with 22 home runs and 80 RBI in 131 games in his third season...tied for fourth in the Central League in RBI and tied for eighth in home runs (22)...stole a career high nine bases...honored as an All-Star for the second straight year

**1994**—Helped Yomiuri to the Japan Series Championship in his first full season, batting .294 with 20 home runs and 66 RBI in 130 games...the Giants defeated Seibu in six games...tied for fifth in the Central League in home runs...had a career high four triples...named to his first All-Star team at the age of 20.

**1993**—Was the number one draft pick by the Yomiuri Giants in 1992 and made his Central League debut in 1993, batting .223 with 11 home runs and 27 RBI in 57 games.

## **PERSONAL/MISCELLANEOUS**

Hideki Matsui (pronounced “He-DECK-ee” “Mat-SOO-ee”)...married in March of 2008...nickname “Godzilla” began and grew in 1992 after making the last of four appearances in the National High School Baseball Championships for Seiryō High School...developed a fearsome and legendary reputation with a record 60 home runs...the pitchers of Meitoko High were so intimidated by Matsui that they deliberately walked him five times, a feat unheard of in high school baseball...was so good at yakyū (Japanese baseball) as a child, even playing against boys several years his senior, that he handicapped himself by batting left-handed, which he eventually adopted as his now “natural” side...is a first-degree black belt in Judo and won a city-wide sumo tournament as a youth...does not charge admission to the Hideki Matsui House of Baseball in his hometown of Neagari...acts as a foster parent for 10 kids in Vietnam...donated 50 million Yen (\$481,000) to the Japanese Red Cross Society for Asia’s tsunami victims...has donated over \$600,000 to aid victims and relief of earthquakes in Japan and surrounding areas, including the Hanshin Awaji earthquake in 1995, the Niigata Chuetsu earthquake in 2004, the Indonesia Sumatra earthquake in 2004 and the Ishikawa/Noto earthquake in 2007...worked with Japan’s Eco-Safety Drive campaign in 2008, encouraging citizens to decrease their car pollution.

## LIFETIME PLAYING RECORD

Year	Club	AVG.	G	AB	R	H	2B	3B	HR	RBI	SH	SF	HP	BB	SO	SB	CS	SLG	OBP	E
1993	Yomiuri	.223	57	184	27	41	9	0	11	27	0	0	2	17	50	1	0	.451	.296	1
1994	Yomiuri	.294	130	503	70	148	23	4	20	66	1	4	4	57	101	6	3	.475	.368	5
1995	Yomiuri	.283	131	501	76	142	31	1	22	80	2	2	2	62	93	9	7	.481	.363	3
1996	Yomiuri	.314	130	487	97	153	34	1	38	99	0	7	4	71	98	7	2	.622	.401	6
1997	Yomiuri	.298	135	484	93	144	18	0	37	103	0	6	6	100	84	9	0	.564	.419	7
1998	Yomiuri	.292	135	487	103	142	24	3	34	100	0	4	8	104	101	3	5	.563	.421	4
1999	Yomiuri	.304	135	471	100	143	24	2	42	95	0	6	2	93	99	0	4	.631	.416	1
2000	Yomiuri	.316	135	474	116	150	32	1	42	108	0	7	2	106	108	5	2	.654	.438	2
2001	Yomiuri	.333	140	481	107	160	23	3	36	104	0	7	3	120	96	3	3	.617	.463	6
2002	Yomiuri	.334	140	500	112	167	27	1	50	107	0	0	6	114	104	3	0	.692	.461	2
2003	NEW YORK (AL)	.287	163	623	82	179	42	1	16	106	0	6	3	63	86	2	2	.435	.353	8
2004	NEW YORK (AL)	.298	162	584	109	174	34	2	31	108	0	5	3	88	103	3	0	.522	.390	7
2005	NEW YORK (AL)	.305	162	629	108	192	45	3	23	116	0	8	3	63	78	2	2	.496	.367	3
2006	NEW YORK (AL)	.302	51	172	32	52	9	0	8	29	0	2	0	27	23	1	0	.494	.393	1
2007	Tampa	.333	2	6	1	2	0	0	0	0	0	0	0	0	0	0	0	.333	.333	0
	NEW YORK (AL)	.285	143	547	100	156	28	4	25	103	0	10	3	73	73	4	2	.488	.367	3
2008	NEW YORK (AL)	.294	93	337	43	99	17	0	9	45	0	0	3	38	47	0	0	.424	.370	1
	Tampa	.250	3	8	1	2	0	0	1	1	0	0	0	2	0	0	0	.635	.400	0
2009	NEW YORK (AL)	.274	142	456	62	125	21	1	28	90	0	2	4	64	75	0	1	.509	.367	0
2010	LOS ANGELES (AL)	.274	145	482	55	132	24	1	21	84	0	4	1	67	98	0	1	.459	.361	0
<b>ML Totals</b>		<b>.290</b>	<b>1061</b>	<b>3830</b>	<b>591</b>	<b>1109</b>	<b>220</b>	<b>12</b>	<b>161</b>	<b>681</b>	<b>0</b>	<b>37</b>	<b>20</b>	<b>483</b>	<b>583</b>	<b>12</b>	<b>8</b>	<b>.479</b>	<b>.369</b>	<b>23</b>
<b>JL Totals</b>		<b>.304</b>	<b>1268</b>	<b>4572</b>	<b>901</b>	<b>1390</b>	<b>245</b>	<b>16</b>	<b>332</b>	<b>889</b>	<b>3</b>	<b>43</b>	<b>39</b>	<b>844</b>	<b>934</b>	<b>46</b>	<b>26</b>	<b>.582</b>	<b>.413</b>	<b>37</b>
<b>Combined Totals</b>		<b>.297</b>	<b>2329</b>	<b>8402</b>	<b>1492</b>	<b>2499</b>	<b>465</b>	<b>28</b>	<b>493</b>	<b>1570</b>	<b>3</b>	<b>80</b>	<b>59</b>	<b>1327</b>	<b>1517</b>	<b>58</b>	<b>34</b>	<b>.535</b>	<b>.394</b>	<b>60</b>

## CAREER TRANSACTIONS

**1992** — Selected by the Yomiuri Giants organization in the 1st round of the Japanese Draft. **2003** — Signed by the New York Yankees, January 14. **2006** — On disabled list, May 12 to September 11; included rehabilitation assignment to Trenton, September 6 to 11. **2007** — On disabled list, April 8 to 22; included rehabilitation assignment to Tampa, April 20 to 22. **2008** — On disabled list, June 23 to August 18; included rehabilitation assignment to Tampa, August 15 to 18. On disabled list, September 22 to November 13. **2009** — Elected free agency, November 9; signed by the Los Angeles Angels, December 16. **2010** — Elected free agency, November 1; signed by the Oakland Athletics, December 14.

## DIVISION SERIES RECORD

Year	Club/Opp.	AVG.	G	AB	R	H	2B	3B	HR	RBI	SH	SF	HP	BB	SO	SB	CS	SLG	OBP	E
2003	NY Yankees vs. MIN	.267	4	15	2	4	1	0	1	3	0	0	0	2	3	0	0	.533	.353	0
2004	NY Yankees vs. MIN	.412	4	17	3	7	1	0	1	3	0	1	0	3	4	0	0	.647	.476	0
2005	NY Yankees vs. LAA	.200	5	20	4	4	1	0	1	1	0	0	0	2	3	0	0	.400	.273	1
2006	NY Yankees vs. DET	.250	4	16	1	4	1	0	0	1	0	0	0	0	2	0	0	.313	.250	0
2007	NY Yankees vs. CLE	.182	4	11	4	2	0	0	0	0	0	0	0	5	2	0	0	.182	.438	0
2009	NY Yankees vs. MIN	.222	3	9	1	2	0	0	1	2	0	0	0	3	3	0	0	.556	.417	0
<b>Totals</b>		<b>.261</b>	<b>24</b>	<b>88</b>	<b>15</b>	<b>23</b>	<b>4</b>	<b>0</b>	<b>4</b>	<b>10</b>	<b>0</b>	<b>1</b>	<b>0</b>	<b>15</b>	<b>17</b>	<b>0</b>	<b>0</b>	<b>.443</b>	<b>.365</b>	<b>1</b>

## LEAGUE CHAMPIONSHIP SERIES RECORD

Year	Club/Opp.	AVG.	G	AB	R	H	2B	3B	HR	RBI	SH	SF	HP	BB	SO	SB	CS	SLG	OBP	E
2003	NY Yankees vs. BOS	.308	7	26	3	8	3	0	0	4	0	1	0	1	3	0	0	.423	.321	1
2004	NY Yankees vs. BOS	.412	7	34	9	14	6	1	2	10	0	0	0	2	4	0	0	.824	.444	0
2009	NY Yankees vs. LAA	.238	6	21	1	5	1	0	0	3	0	0	0	5	4	0	0	.286	.385	0
<b>Totals</b>		<b>.333</b>	<b>20</b>	<b>81</b>	<b>13</b>	<b>27</b>	<b>10</b>	<b>1</b>	<b>2</b>	<b>17</b>	<b>0</b>	<b>1</b>	<b>0</b>	<b>8</b>	<b>11</b>	<b>0</b>	<b>0</b>	<b>.556</b>	<b>.389</b>	<b>1</b>

## WORLD SERIES RECORD

Year	Club/Opp.	AVG.	G	AB	R	H	2B	3B	HR	RBI	SH	SF	HP	BB	SO	SB	CS	SLG	OBP	E
2003	NY Yankees vs. FLA	.261	6	23	1	6	0	0	1	4	0	0	1	3	2	0	0	.391	.370	0
2009	NY Yankees vs. PHI	.615	6	13	3	8	1	0	3	8	0	0	0	1	3	0	0	1.385	.643	0
<b>Totals</b>		<b>.389</b>	<b>12</b>	<b>36</b>	<b>4</b>	<b>14</b>	<b>1</b>	<b>0</b>	<b>4</b>	<b>12</b>	<b>0</b>	<b>0</b>	<b>1</b>	<b>4</b>	<b>5</b>	<b>0</b>	<b>0</b>	<b>.750</b>	<b>.463</b>	<b>0</b>

## ALL-STAR GAME RECORD

Year	Club/Site	AVG.	G	AB	R	H	2B	3B	HR	RBI	SH	SF	HP	BB	SO	SB	CS	SLG	OBP	E
2003	A.L./CWS	.500	1	2	0	1	0	0	0	0	0	0	0	0	0	0	0	.500	.500	0
2004	A.L./Hou.	.000	1	1	0	0	0	0	0	0	0	0	0	0	1	0	0	.000	.000	0
<b>Totals</b>		<b>.333</b>	<b>2</b>	<b>3</b>	<b>0</b>	<b>1</b>	<b>0</b>	<b>0</b>	<b>0</b>	<b>0</b>	<b>0</b>	<b>0</b>	<b>0</b>	<b>0</b>	<b>1</b>	<b>0</b>	<b>0</b>	<b>.333</b>	<b>.333</b>	<b>0</b>

## VS. THE AMERICAN LEAGUE

2010		CAREER								
AVG.	AB	H	HR	RBI	vs. TEAM	AVG.	AB	H	HR	RBI
.063	16	1	0	0	Baltimore	.276	395	109	16	66
.219	32	7	2	6	Boston	.287	407	117	14	63
.050	20	1	0	1	Chicago	.209	148	31	2	18
.321	28	9	1	3	Cleveland	.305	154	47	4	18
.156	32	5	1	4	Detroit	.262	183	48	5	29
.351	37	13	0	3	Kansas City	.259	193	50	5	25
—	0	0	0	0	Los Angeles	.241	199	48	10	33
.391	23	9	1	2	Minnesota	.336	149	50	7	28
.219	32	7	3	5	New York	.219	32	7	3	5
.333	60	20	2	12	Oakland	.302	222	67	8	38
.291	55	16	6	15	Seattle	.307	257	79	15	52
.292	24	7	0	8	Tampa Bay	.313	448	140	20	90
.245	53	13	2	5	Texas	.271	225	61	11	38
.480	25	12	2	6	Toronto	.316	434	137	19	85

## VS. THE NATIONAL LEAGUE

2010		CAREER								
AVG.	AB	H	HR	RBI	vs. TEAM	AVG.	AB	H	HR	RBI
—	0	0	0	0	Arizona	.389	18	7	1	7
—	0	0	0	0	Atlanta	.000	1	0	0	0
.429	7	3	0	1	Chicago	.500	26	13	2	8
—	0	0	0	0	Cincinnati	.375	24	9	1	3
.400	5	2	1	5	Colorado	.207	29	6	2	8
—	0	0	0	0	Florida	.500	2	1	0	0
—	0	0	0	0	Houston	.409	22	9	0	3
.278	18	5	0	6	Los Angeles	.300	30	9	2	11
.091	11	1	0	0	Milwaukee	.111	18	2	0	0
—	0	0	0	0	New York	.310	116	36	9	31
—	0	0	0	0	Philadelphia	.100	10	1	0	0
—	0	0	0	0	Pittsburgh	.391	23	9	3	9
—	0	0	0	0	San Diego	.125	16	2	1	1
—	0	0	0	0	San Francisco	.167	12	2	0	2
.250	4	1	0	2	St. Louis	.407	27	11	1	10
—	0	0	0	0	Washington	.100	10	1	0	0

## MONTHLY BREAKDOWN

2010		CAREER								
AVG.	AB	H	HR	RBI	by MONTH	AVG.	AB	H	HR	RBI
—	0	0	0	0	March	.308	13	4	1	4
.273	88	24	4	13	April	.271	628	170	20	98
.184	87	16	3	14	May	.281	740	208	24	113
.318	88	28	3	19	June	.300	603	181	29	129
.228	79	18	4	9	July	.307	567	174	35	111
.304	69	21	3	16	August	.282	632	178	28	119
.344	64	22	3	11	September	.298	620	185	22	104
.429	7	3	1	2	October	.333	27	9	2	3

## BATTING BREAKDOWN

2010		CAREER								
AVG.	AB	H	HR	RBI	by CATEGORY	AVG.	AB	H	HR	RBI
.277	235	65	10	42	Home	.290	1927	559	85	361
.271	247	67	11	42	Road	.289	1903	550	76	320
.275	142	39	5	26	Day	.279	1319	368	44	232
.274	340	93	16	58	Night	.295	2511	741	117	449
.252	294	74	10	47	Pre-ASG	.289	2198	635	87	387
.309	188	58	11	37	Post-ASG	.290	1632	474	74	294
.236	140	33	7	20	vs. LHP	.287	1189	341	47	218
.289	342	99	14	64	vs. RHP	.291	2641	768	114	463
.287	129	37	7	61	RISP	.299	1079	323	42	512
.333	9	3	1	16	Bases Loaded	.296	125	37	6	128
.333	6	2	0	2	Pinch Hitter	.333	36	12	1	7
.263	418	110	16	61	Designated Hitter	.277	1348	374	65	237

## BALLPARK BREAKDOWN

	AVG.	AB	H	HR	RBI
Angel Stadium	.275	338	93	18	61
AT&T Park	.167	12	2	0	2
Busch Stadium	.250	4	1	0	2
Busch Stadium II	.333	12	4	0	2
Camden Yards	.284	201	57	7	33
Chase Field	.111	9	1	0	1
Citi Field	.000	3	0	0	0
Comerica Park	.229	96	22	2	13
Coors Field	.167	12	2	1	3
Dodger Stadium	.400	20	8	2	10
Fenway Park	.316	196	62	9	36
Great American	.385	13	5	1	3
Kauffman Stadium	.263	99	26	3	11
Metrodome	.300	70	21	0	10
Miller Park	.143	7	1	0	0
Minute Maid Park	.400	10	4	0	1
Oakland Coliseum	.294	119	35	4	20
Old Yankee Stadium	.297	1439	427	62	270
Progressive Field	.263	80	21	2	9
Rangers Ballpark	.302	106	32	6	18
Rogers Centre	.274	197	54	7	30
Safeco Field	.319	135	43	9	25
Shea Stadium	.420	50	21	2	9
Sun Life Stadium	.500	2	1	0	0
Target Field	.375	8	3	0	0
Tokyo Dome	.333	9	3	1	3
Tropicana Field	.297	209	62	8	40
Turner Field	.000	1	0	0	0
U.S. Cellular Field	.224	85	19	0	13
Wrigley Field	.533	15	8	1	2
Yankee Stadium	.260	273	71	16	54

## FIELDING STATISTICS

Outfield								
YEAR	PCT.	G	PO	A	E	TC	DP	
2003	.977	159	320	13	8	341	4	
2004	.978	160	307	8	7	322	2	
2005	.990	142	279	7	3	289	1	
2006	.988	36	82	1	1	84	1	
2007	.986	112	213	6	3	222	0	
2008	.978	23	42	2	1	45	1	
2010	1.000	18	16	1	0	17	0	
<b>Totals</b>	<b>.983</b>	<b>650</b>	<b>1259</b>	<b>38</b>	<b>23</b>	<b>1320</b>	<b>9</b>	

## MATSUI'S CAREER BESTS

**Hits:** 5, July 22, 2007 vs. Tampa Bay; 4 (nine times), last: August 14, 2010 vs. Toronto

**Home Runs:** 2 (six times), August 23, 2009 at Boston; August 21, 2009 at Boston; August 13, 2009 at Seattle; May 27, 2009 at Texas; July 31, 2007 vs. Chicago (AL); August 6, 2004 vs. Toronto

**Runs Batted In:** 7, August 21, 2009 at Boston; 6, August 6, 2004 vs. Toronto; 5 (five times), last: September 13, 2009 vs. Baltimore

**Stolen Bases:** 1 (12 times), last: September 12, 2007 at Toronto

**Hitting Streak:** 17, April 18 to May 8, 2008

**Hitless Streak (At Bats):** 16 (five times), last: May 3 to 8, 2010


**Grand Slams:** 6, June 26, 2010 vs. Colorado (Aaron Cook); June 12, 2008 at Oakland (Joe Blanton); July 25, 2004 at Boston (Mike Timlin); June 27, 2004 vs. New York-NL (G#1) (Mike Stanton); June 28, 2003 vs. New York-NL (Jeremy Griffiths); April 8, 2003 vs. Minnesota (Joe Mays)

**Pinch-Hit Home Runs:** 1, September 21, 2009 at Los Angeles-AL (Joe Saunders)

**Inside-The-Park Home Runs:** None

**Game Ending Home Runs:** 2, July 20, 2009 vs. Baltimore (Jim Johnson); July 17, 2003 vs. Cleveland (David Riske)

**Lead Off Home Runs:** None.

**RIGHT-HANDED PITCHER****Height/Weight:** 6-7 / 200**Bats/Throws:** Right / Right**Birthdate:** July 7, 1983**Opening Day Age:** 27**Birthplace/Resides:** Glendale, California / Dallas, Texas**Major League Service:** 4 years, 122 days**Obtained:** Signed as a free agent, December 13, 2010**Contract Status:** First year of a one-year contract through 2011.**CAREER HIGHLIGHTS**

Was originally drafted by the Chicago White Sox in the 17th round of the 2002 draft and made his Major League debut in 2005...went 7-9 with a 4.39 ERA in 65 games, including 12 starts, in two seasons with the White Sox before he was traded to Texas in a five-player deal following the 2006 season...compiled a 13-15 record and a 4.68 ERA in 45 games, 44 starts, with Texas from 2007 through 2009 but had four stints on the disabled list...has a 20-24 career record and a 4.56 ERA in 110 games, including 56 starts...ranked by *Baseball America* as the number three prospect in the White Sox organization prior to the 2006 season...named by *Baseball America* as a starting pitcher on the Minor League All-Star First Team in 2004 after leading all of Minor League Baseball with 202 strikeouts.

**2010 HIGHLIGHTS**

Was 4-2 with a 3.36 ERA in 11 games, nine starts, at Triple-A Oklahoma City in a season interrupted by right shoulder problems...had three stints on the DL with the RedHawks and was added to the Rangers' 60-day disabled list July 29...struck out 44 and walked just 11 in 56.1 innings...allowed a .234 opponents batting average, which broke down to .227 (22 for 97) against left-handed hitters and .240 (29 for 121) against right-handers...yielded six of his eight home runs to righties and six were solo shots...opponents batted .190 with runners in scoring position and .208 when leading off an inning...was 4-1 with a 1.99 ERA in seven games at home and 0-1 with a 6.89 ERA in four outings on the road...tossed 7.0 innings in each of his first four starts but would reach that mark just once over his final five starts...allowed two runs or fewer in six of his nine starts and walked two batters or fewer all nine times...made four starts for Toros del Este in the Dominican Winter League following the season and was 2-0 with a 1.96 ERA and .227 opponents batting average.

**OKLAHOMA CITY:** Spent most of the spring with Texas, going 1-3 with an 8.03 ERA in four spring training starts before he was optioned to Oklahoma City March 27...went 1-0 with a 2.51 ERA over his first four starts with the Red Hawks before he was placed on the disabled list April 26 with a right scapula stress reaction...was reinstated June 3 and made two relief appearances (2.0 ip, 3 h, 1 so) before returning to the DL June 8 with right shoulder inflammation...reinstated June 18 and had a no decision in a start June 19 at Nashville (2.0 ip, 3 h, 1 r, 1 er, 1 bb, 4 so) before returning to the DL June 22 with the same injury...was recalled by Texas July 29 and immediately added to the Major League 60-day DL...returned to Oklahoma City on a rehab assignment Aug. 20 and went 2-2 with a 4.56 ERA over his final four starts...picked up the win in his first start to lower his season ERA to 2.39 but then allowed a season-high nine runs in 5.0 innings in an 11-3 loss at Albuquerque Aug. 25...struck out a season-high nine in 7.0 innings Aug. 30 against Nashville...allowed just one run in that game for the win...made one postseason start Sept. 9 and was the losing pitcher in a 3-2 loss to Memphis in Game 2 of the first round of the playoffs (6.0 ip, 8 h, 3 r, 3 er, 1 bb, 4 so).

**CAREER**

**2009**—Opened the year as the Rangers' number three starter and made every scheduled outing before getting diagnosed with a stress fracture in his right shoulder blade for the second time in three years...wound up missing nearly three months with Texas, as he was on the disabled list June 5-Aug. 31...spent the month of August on a rehabilitation assignment with Triple-A Oklahoma City and made five starts for the RedHawks...still managed to win a career-high seven games for the Rangers...went 7-4 with a 4.62 in 17 starts...opponents batted .255...compiled 5.92 ERA over first his first seven starts, despite a 3-1 record...then went 4-3 with a 3.79 ERA in his final 10 starts spanning his DL stint...of his 13 home

runs allowed, nine were solo shots...enjoyed a 7.30 run support average, highest among any major league pitcher with at least 95.0 innings...made at least five starts and posted sub-4.00 ERA's in both May (3.79) and September (3.45)...tossed his first career complete game shutout in a 5-0 win over the Astros May 24 at Minute Maid Park in Houston...allowed nine hits and walked one while striking out six in a 124 pitch effort...it marked the first individual shutout ever by a Texas pitcher in Interleague play...was his first career complete game...established career highs for innings and pitches...it was just the fifth time in team history for a Texas pitcher to allow nine-or-more hits in a shutout, the first in over 15 years (last: Rick Helling, May 6, 1994 vs. Minnesota)...won a career-best four consecutive decisions over five starts from May 24-Sept. 8...took a no-decision in his 50th career start, an 8-6 Texas loss June 4 at New York (AL)...was placed on the disabled list the next day with a stress fracture in his right shoulder blade...was initially placed on the 15-day DL before getting transferred to the 60-day DL July 7...had a five-start rehab assignment with Triple-A Oklahoma City from August 8-27, working on no more than four days' rest at a time...went 0-1 with a 4.15 ERA, 22 strikeouts and nine walks over those five outings and 21.2 innings...was reinstated from the DL to the Rangers roster Sept. 1 and re-inserted into rotation after earning the win Sept. 1 vs. Toronto (G2) to cap a doubleheader sweep...also won next start Sept. 8 at Cleveland (G2) despite allowing five runs in 6.1 innings...was 0-2 with a 3.92 ERA in his final four starts despite not allowing a home run in that span.

**2008**—After being slotted for the season-opening rotation, suffered a setback with forearm inflammation in spring training and did not pitch for Texas until late August...recalled Aug. 23 and went 1-1 with a 4.09 in five games, all starts, for the Rangers before a strained flexor tendon in his right middle finger would end his season...battled right forearm inflammation throughout much of the spring and was placed on the 60-day disabled list with the injury March 30...spent the majority of the season's first three months at the Rangers' facility in Surprise, Arizona...did not begin throwing bullpen sessions until June 21...began a rehab assignment July 12...was activated from the disabled list Aug. 7 and optioned to Oklahoma...subsequently posted 13.0 shutout innings over his next two starts, going 1-0 with 11 strikeouts and just two walks...recalled Aug. 23 to join the Rangers...suffered what would eventually be diagnosed as a strained flexor tendon in his right middle finger during final start on Sept. 15 vs. Detroit, an injury which would end his season...exited that final start after throwing just seven pitches and facing two batters.

**2007**—Went 5-10 with a 4.87 ERA in 23 games, 22 starts, in his first season in the Texas organization...established career highs for starts and innings...allowed just nine home runs in 101.2 innings after yielding 30 in 151.2 innings over his first two seasons...made one rehab start for Oklahoma...averaged just 4.33 runs of support per nine innings, the lowest of any pitcher on the Texas staff with more than two starts...received two runs of support or less in 15 of his 22 starts, including no support on seven different occasions...was the Rangers' number three starter to open the season...made his lone relief outing April 25 at Cleveland, tossing 2.0 shutout innings...returned to the rotation April 29 at Toronto...left his start May 25 vs. Boston after 2.0 innings with a blister on his right middle finger, and did not pitch again until June 9 vs. Milwaukee...was on the DL June 10-July 1 with the blister problem...was activated for his start July 2 at Boston, taking the loss...was also on the DL Aug. 11-Sept. 10 with a stress fracture in his right shoulder blade...made three starts before being shut down for the season.

**2006**—Appeared in 53 games, including two starts, in his first full season in the major leagues...worked primarily out of the bullpen for the first time in his career...led all Sox relievers and ranked 10th in the American League with 75.1 relief innings...had eight strikeouts in winning his second start Sept. 27 at Cleveland...ranked by *Baseball America* as the number three prospect and having the best control in the White Sox organization prior to the season.

**2005**—Split the season between Chicago and Triple-A Charlotte...went 3-1 with a 1.69 ERA in seven games, five starts after being recalled from Charlotte for the final time Aug. 30, but was left off the postseason roster in favor of Orlando Hernandez...threw 7.2 scoreless innings for his first major league victory Aug. 30 in the second game of a doubleheader at Texas, allowing just two hits...won his final start Oct. 2 at Cleveland, eliminating the Indians from playoff contention...his 10 starts came over three stints with the Sox...ranked second in the International League in strikeouts...named IL Pitcher of the Week for the week of May 2-8.



**2004**—Named by *Baseball America* as a starting pitcher on the Minor League All-Star First Team, the number six prospect in the Carolina League and the number eight prospect in the South Atlantic League...led the entire minor leagues with 202 strikeouts while combining to go 17-6 with a 3.14 ERA in 27 starts with Single-A Kannapolis, Single-A Winston-Salem and Double-A Birmingham...won 12 consecutive decisions from June 15-Aug. 27...named to the SAL midseason All-Star Team...posted a season-high 16 strikeouts July 31 at Myrtle Beach...named Carolina League Pitcher of the Week for July 25-Aug. 1.

**2003**—Led the Pioneer League in innings (101.0) and strikeouts (125) at Great Falls (Rookie)...tied for the PL lead in complete games (one) and ranked second in wins (9)...averaged 11.1 strikeouts and 1.3 walks per nine innings...compiled an 8.3 to 1 strikeout-to-walk ratio...produced six double-digit strikeout games, including Aug. 29 vs. Billings when he fanned a season-high 13...named PL Pitcher of the Week for June 23-29.

**2002**—Ranked by *Baseball America* as the number 20 prospect in the Arizona League...led the AZL in strikeouts (79) and innings (78.1), tied for the lead in starts (14) and finished seventh in ERA (2.76).

### PERSONAL/MISCELLANEOUS

Brandon Patrick McCarthy...attended Lamar (Colo.) Community College...went 12-0 with a 2.34 ERA and eight complete games in 16 appearances in 2002...had 130 strikeouts against 16 walks...helped team reach the Junior College World Series in Grand Junction, Colo...graduated in 2001 from Cheyenne Mountain High School in Colorado Springs, Colo., where he was an All-State selection...has made financial contributions to The Beacon Group, a non-profit organization whose mission is to provide rehabilitation, work training, and emotional support for people with disabilities of all ages so that they can lead fulfilling lives...participated in Haitian earthquake relief efforts.

### LIFETIME PITCHING RECORD

Year	Club	W	L	ERA	G	GS	CG	SHO	SV	IP	H	R	ER	HR	HB	BB	IBB	SO	WP	BK
2002	AZL White Sox	4	4	2.76	14	14	0	0	0	78.1	78	40	24	6	2	15	1	79	5	3
2003	Great Falls	9	4	3.65	16	15	1	0	0	101.0	105	49	41	7	3	15	0	125	3	3
2004	Kannapolis	8	5	3.64	15	15	3	1	0	94.0	80	41	38	10	7	21	0	113	3	2
	Winston-Salem	6	0	2.08	8	8	0	0	0	52.0	31	12	12	3	1	3	0	60	1	2
2005	Birmingham	3	1	3.46	4	4	0	0	0	26.0	23	10	10	2	2	6	1	29	1	0
	Charlotte	7	7	3.92	20	19	1	1	0	119.1	104	53	52	16	2	32	0	130	5	1
2005	CHICAGO (AL)	3	2	4.03	12	10	0	0	0	67.0	62	30	30	13	2	17	0	48	1	1
2006	CHICAGO (AL)	4	7	4.68	53	2	0	0	0	84.2	77	44	44	17	0	33	9	69	5	0
2007	TEXAS	5	10	4.87	23	22	0	0	0	101.2	111	62	55	9	3	48	0	59	4	1
	Oklahoma	0	0	0.00	1	1	0	0	0	4.1	3	0	0	0	0	0	0	6	0	0
2008	AZL Rangers	0	0	3.60	2	2	0	0	0	5.0	7	2	2	0	0	1	0	5	1	0
	Oklahoma	1	1	3.38	5	5	0	0	0	26.2	21	10	10	2	0	8	0	23	1	0
	TEXAS	1	1	4.09	5	5	0	0	0	22.0	20	11	10	3	1	8	0	10	0	0
2009	TEXAS	7	4	4.62	17	17	1	1	0	97.1	96	55	50	13	3	36	0	65	0	0
	Oklahoma City	0	1	4.15	5	5	0	0	0	21.2	20	10	10	1	1	9	0	22	0	0
2010	Oklahoma City	4	2	3.36	11	9	0	0	0	56.1	51	22	21	8	3	11	0	44	0	0
<b>ML Totals</b>		<b>20</b>	<b>24</b>	<b>4.56</b>	<b>110</b>	<b>56</b>	<b>1</b>	<b>1</b>	<b>0</b>	<b>372.2</b>	<b>366</b>	<b>202</b>	<b>189</b>	<b>55</b>	<b>9</b>	<b>142</b>	<b>9</b>	<b>251</b>	<b>10</b>	<b>2</b>

### CAREER TRANSACTIONS

**2002** — Selected by the Chicago White Sox organization in the 17th round of the June Draft. **2006** — Traded to the Texas Rangers with outfielder David Paisano for pitchers John Danks, Nick Masset and Jacob Rasner, December 23. **2007** — On disabled list, June 10 to July 1; included rehabilitation assignment to Oklahoma, June 24 to July 1. On disabled list, August 11 to September 10. **2008** — On disabled list, March 30 to August 6; included rehabilitation assignments to AZL Rangers, July 12 to 17, and to Oklahoma, July 18 to August 6. **2009** — On disabled list, June 5 to August 31; included rehabilitation assignment to Oklahoma City, August 8 to 31. **2010** — On disabled list, July 29 to November 2. Elected free agency, November 5; signed by the Oakland Athletics, December 13.

## VS. THE AMERICAN LEAGUE

2010		CAREER												
ERA	W	L	S	G	IP	ER	vs. TEAM	ERA	W	L	S	G	IP	ER
—	0	0	0	0	0.0	0	Baltimore	4.70	0	1	0	6	23.0	12
—	0	0	0	0	0.0	0	Boston	6.29	1	3	0	7	24.1	17
—	0	0	0	0	0.0	0	Chicago	1.80	1	0	0	1	5.0	1
—	0	0	0	0	0.0	0	Cleveland	5.01	6	2	0	15	46.2	26
—	0	0	0	0	0.0	0	Detroit	4.83	1	3	0	12	31.2	17
—	0	0	0	0	0.0	0	Kansas City	6.23	1	0	0	9	13.0	9
—	0	0	0	0	0.0	0	Los Angeles	3.82	0	1	0	7	30.2	13
—	0	0	0	0	0.0	0	Minnesota	1.33	0	0	0	6	20.1	3
—	0	0	0	0	0.0	0	New York	7.36	1	0	0	4	11.0	9
—	0	0	0	0	0.0	0	Oakland	7.27	1	5	0	8	26.0	21
—	0	0	0	0	0.0	0	Seattle	6.67	1	2	0	7	28.1	21
—	0	0	0	0	0.0	0	Tampa Bay	4.18	1	2	0	7	32.1	15
—	0	0	0	0	0.0	0	Texas	3.94	1	2	0	4	16.0	7
—	0	0	0	0	0.0	0	Toronto	3.62	3	2	0	8	32.1	13

## VS. THE NATIONAL LEAGUE

2010		CAREER													
ERA	W	L	S	G	IP	ER	vs. TEAM	ERA	W	L	S	G	IP	ER	
—	0	0	0	0	0.0	0	Chicago	2.45	0	0	0	2	7.1	2	
—	0	0	0	0	0.0	0	Cincinnati	0.00	0	0	0	0	1	0.2	0
—	0	0	0	0	0.0	0	Houston	1.00	2	1	0	4	18.0	2	
—	0	0	0	0	0.0	0	Milwaukee	1.80	0	0	0	1	5.0	1	
—	0	0	0	0	0.0	0	Pittsburgh	0.00	0	0	0	1	1.0	0	

## MONTHLY BREAKDOWN

2010		CAREER												
ERA	W	L	S	G	IP	ER	by MONTH	ERA	W	L	S	G	IP	ER
—	0	0	0	0	0.0	0	April	6.51	4	5	0	18	55.1	40
—	0	0	0	0	0.0	0	May	4.48	7	4	0	21	88.1	44
—	0	0	0	0	0.0	0	June	5.40	1	2	0	14	33.1	20
—	0	0	0	0	0.0	0	July	4.62	1	3	0	17	50.2	26
—	0	0	0	0	0.0	0	August	2.25	1	2	0	14	44.0	11
—	0	0	0	0	0.0	0	September	4.24	5	8	0	24	91.1	43
—	0	0	0	0	0.0	0	October	4.66	1	0	0	2	9.2	5

## PITCHING BREAKDOWN

2010		CAREER												
ERA	W	L	S	G	IP	ER	by CATEGORY	ERA	W	L	S	G	IP	ER
—	0	0	0	0	0.0	0	Home	4.22	10	9	0	54	177.0	83
—	0	0	0	0	0.0	0	Road	4.88	10	15	0	56	195.2	106
—	0	0	0	0	0.0	0	Day	4.66	7	9	0	34	125.2	65
—	0	0	0	0	0.0	0	Night	4.52	13	15	0	76	247.0	124
—	0	0	0	0	0.0	0	Pre-ASG	5.39	12	13	0	59	197.0	118
—	0	0	0	0	0.0	0	Post-ASG	3.64	8	11	0	51	175.2	71
—	0	0	0	0	0.0	0	Starter	4.58	17	18	0	56	286.2	146
—	0	0	0	0	0.0	0	Reliever	4.50	3	6	0	54	86.0	43

## BALLPARK BREAKDOWN

	ERA	W	L	S	G	IP	ER
Angel Stadium	4.34	0	1	0	4	18.2	9
Ballpark at Disney	4.50	0	0	0	1	6.0	3
Camden Yards	9.00	0	0	0	2	6.0	6
Comerica Park	4.55	0	3	0	9	27.2	14
Fenway Park	4.22	1	2	0	3	10.2	5
Great American	0.00	0	0	0	1	0.2	0
Kauffman Stadium	5.40	0	0	0	3	3.1	2
Metrodome	3.00	0	0	0	1	3.0	1
Minute Maid Park	0.60	2	0	0	2	15.0	1
Oakland Coliseum	7.07	0	3	0	4	14.0	11
Old Yankee Stadium	1.59	1	0	0	2	5.2	1
PNC Park	0.00	0	0	0	1	1.0	0
Progressive Field	4.73	4	0	0	7	26.2	14
Rangers Ballpark	3.84	8	6	0	25	122.0	52
Rogers Centre	4.95	1	2	0	6	20.0	11
Safeco Field	13.50	0	2	0	3	7.1	11
Tropicana Field	6.75	0	1	0	1	4.0	3
U.S. Cellular Field	4.78	3	4	0	32	69.2	37
Wrigley Field	2.45	0	0	0	2	7.1	2
Yankee Stadium	13.50	0	0	0	1	4.0	6

## FIELDING STATISTICS

Pitcher		Year	Pct.	G	PO	A	E	TC	DP
2005	1,000	12	3	4	0	7	1		
2006	1,000	53	4	11	0	15	2		
2007	.889	23	10	6	2	18	1		
2008	1,000	5	0	1	0	1	0		
2009	.944	17	8	9	1	18	1		
<b>Totals</b>	<b>.949</b>	<b>110</b>	<b>25</b>	<b>31</b>	<b>3</b>	<b>59</b>	<b>5</b>		

## MCCARTHY'S CAREER BESTS

**Low Hit Complete Game:** 9, May 24, 2009 at Houston  
**Innings Pitched:** 9.0, May 24, 2009 at Houston. As reliever: 5.2, September 11, 2005 vs. Los Angeles (AL)  
**Strikeouts:** 8 (twice), last: September 27, 2006 at Cleveland. As reliever: 8, September 11, 2005 vs. Los Angeles (AL)  
**Longest Winning Streak:** 4, May 24 to September 8, 2009  
**Longest Losing Streak:** 4, June 25 to September 10, 2006  
**Longest Scoreless Streak:** 17.2, August 30 to September 11, 2005

## OAKLAND A'S CONSECUTIVE STARTS, NO COMPLETE GAMES

- 113 Barry Zito, August 12, 2003-Sept. 28, 2006
- 67 Mike Oquist, June 11, 1997-Sept. 21, 1999
- 64 Bob Welch, August 27, 1991-May 16, 1994
- 52 Dallas Braden, April 24, 2007-May 3, 2010**
- 51 Todd Van Poppel, Sept. 11, 1991-Sept. 12, 1995



**RIGHT-HANDED PITCHER**

**Height/Weight:** 6-1 / 200

**Bats/Throws:** Right / Right

**Birthdate:** November 14, 1983

**Opening Day Age:** 27

**Birthplace/Resides:** Maracay, Venezuela / Lakeland, Florida

**Major League Service:** 76 days

**Obtained:** Acquired from the Texas Rangers for minor leaguer Ryan Kelly, January 8, 2011.

**Contract Status:** First year of a one-year contract through 2011.

**CAREER HIGHLIGHTS**

Has pitched in 11 games with Texas over the last two seasons and has a 4.30 ERA...made his Major League debut with 10 games in 2009 and pitched once in 2010...is 41-25 with a 3.14 ERA (218 er in 625.1 ip) in 132 career minor league appearances, including 94 starts...has 627 strikeouts in 625.1 innings...has walked just 157 for a strikeout-to-walk ratio of 3.99...was named Pitcher of the Year at Oneonta in 2007...threw a nine-inning perfect game in the New York-Penn League July 15, 2007...was originally signed by the Detroit Tigers as a non-drafted free agent in 2003 and spent two seasons in the Dominican Summer League before coming to the United States in 2005...traded to Texas following the 2008 season as part of the Gerald Laird trade.

**2010 HIGHLIGHTS**

Spent most of the season at Triple-A Oklahoma City but did appear in one game in the majors with Texas...was recalled May 15 and made his one appearance May 20 against Baltimore (0.2 ip, 2 h, 2 r, 2 er, 2 bb, 2 so, 1 hbp, 27.00 ERA)...was optioned back to Oklahoma City May 29 and spent the remainder of the season with the RedHawks...was called back up to Texas Sept. 29 to be placed on the 60-day disabled list with a right finger contusion...went 7-7 with a 5.18 ERA in 23 games, 22 starts at the Triple-A level...the games and games started were minor league bests as were his 123.1 innings pitched...struck out 104 batters in his starting assignments for an average of 7.74 per strikeouts per nine inning...that was the third best figure among Pacific Coast League starting pitchers...also tied for the PCL lead with four balks...tied for the team lead in games started and ranked second in wins, strikeouts (107) and innings pitched...allowed a .283 opponents batting average, including .274 (76 for 277) against right-handed hitters and .295 (66 for 224) against left-handers...issued 35 of his 49 walks to lefties...surrendered 17 home runs after yielding just 26 minor league home runs over his first seven seasons...opponents hit .313 when leading off an inning...had a .220 opponents average with runners in scoring position and two outs...compiled a 6.05 ERA in 11 games at home, a 4.25 ERA in 12 games on the road...had an ERA above 5.50 in each of the final three months, posting a 5.66 ERA in June, 5.52 in July and 6.98 in August...pitched for Caracas in the Venezuelan Winter League following the season and was 3-0 with a 2.66 ERA and .197 opponents batting average in 10 games, eight starts...also went 2-0 in two postseason starts and did not allow an earned run in 12.0 innings.

**OKLAHOMA CITY:** Went 1-2 with a 4.30 ERA over his first five starts...then allowed just one run over his next two starts (13.2 ip) to earn a promotion to Texas...allowed the one run in 6.2 innings at Omaha May 6 but had a no decision in a 3-1 loss...then combined on a five-hit shutout to defeat Sacramento 1-0 May 12...struck out a season-high nine in a season-high 7.0 scoreless innings and yielded four of the hits while walking four...was optioned back to Oklahoma City May 29 and went 5-5 with a 6.13 ERA in 16 games, 15 starts, following his return...tossed 2.1 scoreless innings at Nashville June 18 in his only relief appearance of the season...allowed at least three runs in nine consecutive starts from June 22 to Aug. 6 (7.20 ERA)...issued a season-high six walks in 4.0 innings July 17 against Iowa...allowed nine runs on a season-high 13 hits in 6.0 innings Aug. 1 against Iowa...then yielded a season-high 10 runs on 10 hits in 4.2 innings in his next start Aug. 6 at Salt Lake...tossed 6.0 scoreless innings and matched his season-high with nine strikeouts in a no decision at Round Rock Aug. 24...fired his only complete game of the season in his final start, a 5-4 loss to Nashville in the second game of a double-header Sept. 2 (7.0 ip, 7 h, 5 r, 5 er, 1 bb, 7 so)...made one postseason start and was the losing pitcher in the RedHawks' 7-5 loss to Memphis in Game 1 of the first round of the PCL Playoffs (4.2 ip, 9 h, 7 r, 6 er, 3 bb, 5 so, 3 hr, 11.57 ERA).

## CAREER

**2009**—Made his major league debut in 2009, appearing in 10 games across five separate stints out of the Rangers bullpen...was with the club from May 29 (Game 2)-June 1, June 9-19, July 28-29, Aug. 18-19 and Sept. 1 to the end of season...spent the bulk of the year used primarily as a starter in the minor leagues and had notable success against left-handers, who combined to hit just .172...began the season at Double-A Frisco and was promoted directly to Texas before getting optioned back to Triple-A Oklahoma City...combined to make 10 relief appearances with Texas, posting no record and a 3.21 ERA...recorded 12 strikeouts against six walks...opposition batted .268 with six doubles and one homer...held right-handers to a .205 clip...lefties hit .412...opponents went just 4-for-23 (.174) with runners in scoring position...logged at least 1.0 full inning in all but one of his appearances...entered a game with the Rangers trailing in eight of his 10 outings, all losses...made his major league debut with 1.0 scoreless inning of relief May 30 vs. Oakland...worked the ninth inning of that 14-1 victory over the Athletics, allowing two hits with one strikeout (Landon Powell)...threw a season-high 3.1 innings of relief July 29 vs. Detroit...half of his outings came following his fifth and final recall by Texas on Sept. 1...split the majority of his season between Double-A Frisco and Triple-A Oklahoma City...combined to go 8-5 with a 3.12 ERA over 21 games, 18 starts...made his Triple-A debut after being optioned from Texas June 1 and went 5-4 with a 2.31 ERA over 12 games, 11 starts...won his RedHawks debut June 3 vs. Memphis (6.0 ip, 1 er)...allowed his only two home runs with Oklahoma City in back-to-back at bats in the 4th inning July 23 at New Orleans...began the season with Frisco, going 3-1 with a 4.46 ERA over nine games, seven starts, leading up to his promotion to Texas May 29...struck out 11 in 8.1 innings in winning his final start for Frisco May 25 vs. San Antonio...went 2-1 with a 3.38 ERA in 16 games, three starts, for Caracas in the Venezuelan Winter League, allowing just one home run in 26.2 innings.

**2008**—After a DL stint to open the season, combined to go 5-4 with a 2.70 ERA in 21 games, including 12 starts for Single-A Lakeland and Double-A Erie...recorded 122 strikeouts against just 21 walks, as opponents batted a combined .194...opened the season on the disabled list with a right shoulder strain, but was activated May 15...had three different 10-strikeout games in his 12 starts for the year...was promoted from Lakeland to Erie July 30 and struck out 50 of 135 (37.0%) total batters faced in his Double-A debut, as Eastern League opponents hit just .190...each of his six starts came in August, as his 50 strikeouts ranked second in the league for the month, his first month at Double-A...pitched for Caracas in the Venezuelan Winter League, posting a 2-1 record and a 5.57 ERA in 11 games, two starts.

**2007**—Spent the bulk of year with Oneonta, but made spot starts with both Single-A Lakeland and West Michigan...named Oneonta's Pitcher of the Year...selected to the New York-Penn League's mid-season All-Star squad...tied for second in the NYP with eight wins...also ranked among the league leaders in ERA (4th, 2.37) and innings (4th, 79.2)...ranked third among all league starters with 10.28 baserunners per nine innings...named NYP Pitcher of the Week for July 9-15 after he won both of his starts and tossed 15.0 scoreless innings...tossed a perfect game July 15 vs. Batavia (9.0 ip, 7 so), a 6-0 Oneonta win...did not allow a run over 24.2 innings in a four-start stretch from July 3-20...made a start for Lakeland June 14 vs. Tampa (3.0 ip, 0 r) before joining Oneonta...finished the year with a start for West Michigan Aug. 31 vs. Great Lakes, a no decision (8.0 ip, 5 h, 1 r, 1 er, 0 bb, 7 so)...did not pitch for West Michigan in the club's Midwest League championship run...made 10 relief appearances for Caracas in the Venezuelan Winter League and was 1-1 with a 3.32 ERA.

**2006**—Spent the season with Detroit's Gulf Coast League entry, compiling a 2.03 ERA over his final six games, one start...had a 2.19 ERA in his 10 relief appearances.

**2005**—In his first year pitching in the United States, he spent the season with Oneonta in the New York-Penn League...tossed a season-high 7.0 innings in earning his final win of the season July 25 at Aberdeen (7.0 ip, 3 h, 1 r, 1 er, 0 bb, 10 so).

**2004**—Tied for second in the Dominican Summer League with three complete games...was 6-3 with a 1.90 ERA in 15 games, 11 starts.

**2003**—Spent his first year as a professional in the Dominican Summer League, compiling a 1.85 ERA in 12 games, two starts, for the Tigers DSL affiliate.

## PERSONAL/MISCELLANEOUS

Guillermo A. Moscoso...he and his wife, Jaclyn, were married on June 9, 2009...originally signed by Tigers scout Ramon Pena.

### LIFETIME PITCHING RECORD

Year	Club	W	L	ERA	G	GS	CG	SHO	SV	IP	H	R	ER	HR	HB	BB	IBB	SO	WP	BK
2003	DSL Tigers	2	0	1.85	12	2	0	0	1	39.0	29	9	8	2	4	7	0	44	4	0
2004	DSL Tigers	6	3	1.90	15	11	3	0	2	90.0	58	23	19	2	1	16	1	102	5	1
2005	Oneonta	2	2	4.37	11	10	0	0	0	47.1	49	27	23	4	1	11	0	44	4	0
2006	GCL Tigers	3	2	2.50	13	3	0	0	0	36.0	37	14	10	3	0	8	2	33	2	1
2007	Lakeland	0	0	0.00	1	1	0	0	0	3.0	2	0	0	0	0	1	0	4	0	0
	Oneonta	8	2	2.37	14	14	2	1	0	79.2	75	25	21	3	1	15	0	68	1	1
	West Michigan	0	0	1.13	1	1	0	0	0	8.0	5	1	1	1	0	0	0	7	0	0
2008	Lakeland	2	3	2.42	15	6	0	0	1	52.0	36	16	14	4	2	13	0	72	2	0
	Erie	3	1	3.12	6	6	0	0	0	34.2	24	17	12	4	0	8	0	50	1	0
2009	Frisco	3	1	4.46	9	7	0	0	0	42.1	41	23	21	1	0	14	0	36	3	0
	Oklahoma City	5	4	2.31	12	11	0	0	0	70.0	56	20	18	2	3	15	0	60	1	0
	TEXAS	0	0	3.21	10	0	0	0	0	14.0	15	7	5	1	1	6	0	12	4	0
2010	Oklahoma City	7	7	5.18	23	22	1	0	0	123.1	142	82	71	17	4	49	0	107	4	4
	TEXAS	0	0	27.00	1	0	0	0	0	0.2	2	2	2	0	1	2	0	2	0	0
<b>ML Totals</b>		<b>0</b>	<b>0</b>	<b>4.30</b>	<b>11</b>	<b>0</b>	<b>0</b>	<b>0</b>	<b>0</b>	<b>14.2</b>	<b>17</b>	<b>9</b>	<b>7</b>	<b>1</b>	<b>2</b>	<b>8</b>	<b>0</b>	<b>14</b>	<b>4</b>	<b>0</b>

### CAREER TRANSACTIONS

**2003** — Signed by the Detroit Tigers as a non-drafted free agent, March 19. **2008** — Traded to the Texas Rangers with pitcher Carlos Melo for catcher Gerald Laird, December 8. **2010** — On disabled list, September 29 to November 9. **2011** — Traded to the Oakland Athletics for minor league pitcher Ryan Kelly, January 8.

### VS. THE AMERICAN LEAGUE

2010	CAREER													
ERA	W	L	S	G	IP	ER	vs. TEAM	ERA	W	L	S	G	IP	ER
27.00	0	0	0	1	0.2	2	Baltimore	16.20	0	0	0	2	1.2	3
—	0	0	0	0	0.0	0	Detroit	4.15	0	0	0	2	4.1	2
—	0	0	0	0	0.0	0	Los Angeles	0.00	0	0	0	1	2.1	0
—	0	0	0	0	0.0	0	Oakland	0.00	0	0	0	4	3.1	0
—	0	0	0	0	0.0	0	Toronto	9.00	0	0	0	1	2.0	2

### BALLPARK BREAKDOWN

	ERA	W	L	S	G	IP	ER
Angel Stadium	0.00	0	0	0	0	1	2.1
Camden Yards	9.00	0	0	0	0	1	1.0
Oakland Coliseum	0.00	0	0	0	0	2	1.1
Rangers Ballpark	5.40	0	0	0	0	7	10.0

### FIELDING STATISTICS

Pitcher	Year	Pct.	G	PO	A	E	TC	DP
2009	1.000	10	0	1	0	1	0	0
2010	—	1	0	0	0	0	0	0
<b>Totals</b>	<b>1.000</b>	<b>11</b>	<b>0</b>	<b>1</b>	<b>0</b>	<b>1</b>	<b>0</b>	<b>0</b>

### VS. THE NATIONAL LEAGUE

2010	CAREER													
ERA	W	L	S	G	IP	ER	vs. TEAM	ERA	W	L	S	G	IP	ER
—	0	0	0	0	0.0	0	Los Angeles	0.00	0	0	0	1	1.0	0

### MONTHLY BREAKDOWN

2010	CAREER													
ERA	W	L	S	G	IP	ER	by MONTH	ERA	W	L	S	G	IP	ER
—	0	0	0	0	0.0	0	April	—	0	0	0	0	0.0	0
27.00	0	0	0	1	0.2	2	May	10.80	0	0	0	2	1.2	2
—	0	0	0	0	0.0	0	June	6.00	0	0	0	2	3.0	2
—	0	0	0	0	0.0	0	July	4.15	0	0	0	2	4.1	2
—	0	0	0	0	0.0	0	August	—	0	0	0	0	0.0	0
—	0	0	0	0	0.0	0	September	1.59	0	0	0	5	5.2	1

### MOSCO'S CAREER BESTS

**Low Hit Complete Game:** None  
**Innings Pitched:** 3.1, July 29, 2009 vs. Detroit  
**Strikeouts:** 2 (five times), last: May 20, 2010 vs. Baltimore  
**Longest Winning Streak:** None  
**Longest Losing Streak:** None  
**Longest Scoreless Streak:** 2.2 (twice), last: September 24-29, 2009

### PITCHING BREAKDOWN

2010	CAREER													
ERA	W	L	S	G	IP	ER	by CATEGORY	ERA	W	L	S	G	IP	ER
27.00	0	0	0	1	0.2	2	Home	5.40	0	0	0	7	10.0	6
—	0	0	0	0	0.0	0	Road	1.93	0	0	0	4	4.2	1
—	0	0	0	0	0.0	0	Day	6.75	0	0	0	2	1.1	1
27.00	0	0	0	1	0.2	2	Night	4.05	0	0	0	9	13.1	6
27.00	0	0	0	1	0.2	2	Pre-ASG	7.71	0	0	0	4	4.2	4
—	0	0	0	0	0.0	0	Post-ASG	2.70	0	0	0	7	10.0	3
—	0	0	0	0	0.0	0	Starter	—	0	0	0	0	0.0	0
27.00	0	0	0	1	0.2	2	Reliever	4.30	0	0	0	11	14.2	7



**LEFT-HANDED PITCHER**

**Height/Weight:** 6-1 / 185

**Bats/Throws:** Left / Left

**Birthdate:** September 14, 1984

**Opening Day Age:** 26

**Birthplace/Resides:** St. Louis, Missouri / Imperial, Missouri

**Major League Service:** 2 years, 27 days

**Obtained:** Acquired from the Philadelphia Phillies with Adrian Cardenas and Matt Spencer for pitcher Joe Blanton, July 17, 2008

**Contract Status:** First year of a one-year contract through 2011.

**CAREER HIGHLIGHTS**

Made his Major League debut with Oakland in 2008 as a September call-up and then went 4-1 with a 3.48 ERA in 14 games, 12 starts, in 2009 before undergoing “Tommy John” surgery in June...missed the entire 2010 season as he continued his recovery...compiled a 35-18 record and a 2.99 ERA (147 er in 442.1 ip) in 107 career appearances, including 67 starts, in four seasons in the minor leagues...allowed a .228 (374 for 1637) opponents batting average...was originally drafted by Philadelphia in the 10th round of the 2005 draft and was dealt to the A’s in the Joe Blanton trade in July of 2008...led all Philadelphia minor leaguers with 151 strikeouts in 2007 and ranked second with a 2.99 ERA...led the Florida State League in ERA in 2007 (2.45)...was rated the sixth best prospect in the Phillies’ minor league system following the 2006 season.

**2010 HIGHLIGHTS**

Missed the entire season as he continued his rehab from June 30, 2009 “Tommy John” surgery on his left elbow...was one of three Oakland pitchers to miss the entire 2010 season due to “Tommy John” surgery, along with Joey Devine and John Meloan.

**CAREER**

**2009**—Began the season as the A’s fifth starter...the rookie left-hander solidified his spot in the rotation by May and was 4-1 with a 3.48 ERA in 14 games, 12 starts, before an elbow injury in mid-June led to season-ending “Tommy John” surgery June 30...held the opposition to a .212 batting average, including .123 (7 for 57) against left-handed hitters and .238 (46 for 193) against right-handers...had a .180 on-base percentage and .193 slugging percentage against lefties, while allowing eight of his nine home runs and 21 of his 25 walks to righties...his career splits are .150 (12 for 80) against left-handers and .274 (75 for 274) against righties...has yielded nine of his 10 career home runs to right-handers...allowed a .188 average to batters leading off an inning and .211 with runners in scoring position...has yielded a .197 (14 for 71) career mark with RISP...opponents hit .270 with seven home runs over his first 45 pitches in a game and .153 with two home runs after that...now has a .310 (57 for 184) career opponents average over his first 45 pitches in a game and .176 (30 for 170) after that...held the opponents three and four hitters to a .180 batting average...the A’s were 8-4 (.667) in his starting assignments...tossed six or more innings in eight of his 12 starts, allowed two runs or fewer five times and walked two batters or fewer eight times...began the season in the A’s starting rotation and had no decisions and a 6.48 ERA in two starts...made relief appearances on consecutive days April 21 and 22 at New York (2.0 ip, 1 h, 3 so)...returned to the rotation May 3 and went 4-1 with a 3.16 ERA and .198 opponents batting average over his final 10 starts...had a career best four-game winning streak over a six-start stretch from May 13 to June 8 (2.31 ERA, .176 opponents batting average)...tossed 6.0 shutout innings May 19 at Tampa Bay to extend his scoreless streak to a career-high 10.0 innings, but ended up with a no decision in the A’s 4-1, 11-inning win...tossed a career-high 7.2 innings and also issued a career-high five walks without striking out a batter in a 6-2 win over Arizona May 24...struck out a career-high nine batters in his next start in the first game of the doubleheader May 29 at Texas...finished May 2-0 with a 2.45 ERA in six starts and had the ninth lowest May ERA in the AL...was charged with his only loss of the season June 13 at San Francisco and then lasted just 1.2 innings June 19 at San Diego...was placed on the 15-day disabled list June 24 retroactive to June 20 and had ligament replacement surgery on his left elbow June 30...also had a bone spur removed from the elbow.

**2008**—Began the season with Double-A Reading in the Philadelphia organization but finished it in the starting rotation for Oakland...was selected by the A's following the conclusion of Triple-A Sacramento's regular season Sept. 2 and went 1-2 with a 4.56 ERA in six games, four starts...his first two appearances with the A's came in relief (6.23 ERA) but his final four outings were starts and he was 1-2 with a 4.22 ERA in his starting assignments...did not allow a home run in 21.1 innings as a starter...his .327 opponents batting average broke down to .217 against left-handed hitters and .358 against right-handers...opponents batted .380 with the bases empty and .182 with runners in scoring position...yielded a .387 batting average over his first 60 pitches in a game and .172 after that...made his Major League debut in relief Sept. 2 at Kansas City and pitched 2.0 scoreless innings (2 h, 2 so)...struck out the first batter he faced, Mark Teahen...picked up his first ML win in his first start Sept. 13 against Texas, a 7-1 A's victory...allowed just one run on four hits and two walks in 5.0 innings...his first loss came in start number two Sept. 18 against Los Angeles...combined for a 7-4 record, one save and a 3.11 ERA in 42 games, 11 starts, with Reading, Double-A Midland and Sacramento...allowed a .244 opponents batting average, which included a .202 mark against left-handed hitters and .260 against right-handers...opponents hit .221 with runners in scoring position...yielded just five home runs in 98.1 innings, or one per 0.46 per nine innings...was 3-2 with a 3.21 ERA in his 11 starting assignments and 4-2 with a 3.02 ERA in 31 relief appearances...was 5-4 with a save and a 3.20 ERA in 33 games, five starts, with Reading...went 1-2 with a 3.16 ERA in his five starts...his lone win as a starter came in his final start April 26 against Connecticut when he struck out a season high nine in 5.0 innings...went 4-0 with a save and a 2.03 ERA over his final 16 appearances...was credited with his first professional save July 3 against New Britain when he tossed the final 2.1 innings (2 h, 1 bb, 2 so) of Reading's 6-2 win...was traded to Oakland along with Adrian Cardenas and Matt Spencer July 17 and was assigned to Double-A Midland...went 1-0 with a 4.26 ERA in four starts for the RockHounds...was promoted to Sacramento Aug. 12 and went 1-0 with a 1.76 ERA in five games, two starts, with the River Cats.

**2007**—Went a combined 12-7 with a 2.99 ERA in 27 games, 25 starts, for Single-A Clearwater and Double-A Reading...led all Phillies minor leaguers in strikeouts (151) and finished second in ERA...began his season with Clearwater and finished with the best ERA (2.45) in the Florida State League...named to the FSL Postseason All-Star Team...allowed one or zero earned runs in 11 of his 18 starts with Clearwater...pitched 6.0 no-hit innings July 7 against Ft. Myers and had a season-high 12 strikeouts July 18 vs. St. Lucie...had a 1.72 ERA in his final six starts before being promoted to Reading July 24...held Double-A left-handed hitters to a .209 average...batted .364 (4 for 11) with two RBI...pitched for Peoria in Arizona Fall League following the season and was 0-1 with a 5.87 ERA in three starts...also pitched for the World Cup-winning Team USA, going 1-0 with a 1.50 ERA in two starts.

**2006**—Spent the season with Single-A Lakewood and ranked second in the South Atlantic League in strikeouts (161), third in wins (14) and fourth in ERA (2.95)...was named Phillies Minor League Pitcher of the Week three times: June 12-18 (1-0, 0.00 ERA), July 31-Aug. 6 (2-0, 0.00 ERA) and Aug. 21-27 (2-0, 0.75 ERA)...won Phillies Minor League Pitcher of the Month honors for August when he went 5-0 with a 0.28 ERA...tossed his first career shutout, a one-hitter, Aug. 5 at Kannapolis (7.0 ip, 3 bb, 9 so)...won six straight decisions from July 31 to Aug. 27 (0.23 ERA)...struck out 10 or more batters three times, including a season high 12 June 16 vs. Lake County...held opponents to a .213 average...rated the sixth best prospect in the Phillies minor league system by *Baseball America* following the season.

**2005**—Made his professional debut at Batavia and was 2-1 with a 2.76 ERA in 11 games, four starts.

## PERSONAL/MISCELLANEOUS

Joshua S. Outman...he and his wife Ashley have a daughter, Sawyer Kathleen (12/22/2010)...is a 2002 graduate of Lindbergh High School where he played baseball and ran cross country...attended Central Missouri State and majored in dietetics...was 10-2 as a junior and led the Mules to the NCAA Division II World Series.

## LIFETIME PITCHING RECORD

Year	Club	W	L	ERA	G	GS	CG	SHO	SV	IP	H	R	ER	HR	HB	BB	IBB	SO	WP	BK
2005	Batavia	2	1	2.76	11	4	0	0	0	29.1	23	14	9	1	2	14	0	31	3	0
2006	Lakewood	14	6	2.95	27	27	1	1	0	155.1	119	61	51	5	8	75	0	161	12	1
2007	Clearwater	10	4	2.45	20	18	0	0	0	117.1	104	35	32	7	5	54	0	117	4	0
	Reading	2	3	4.50	7	7	1	1	0	42.0	38	25	21	5	1	23	1	34	2	0
2008	Reading	5	4	3.20	33	5	0	0	1	70.1	68	27	25	3	2	37	0	66	3	0
	Midland	1	0	4.26	4	4	0	0	0	12.2	13	7	6	1	0	3	0	5	1	0
	Sacramento	1	0	1.76	5	2	0	0	0	15.1	9	3	3	1	0	5	1	15	2	0
	OAKLAND	1	2	4.56	6	4	0	0	0	25.2	34	14	13	1	2	8	1	19	1	0
2009	OAKLAND	4	1	3.48	14	12	0	0	0	67.1	53	30	26	9	0	25	0	53	1	0
2010	OAKLAND									(Injured — Did not pitch)										
<b>ML Totals</b>		<b>5</b>	<b>3</b>	<b>3.77</b>	<b>20</b>	<b>16</b>	<b>0</b>	<b>0</b>	<b>0</b>	<b>93.0</b>	<b>87</b>	<b>44</b>	<b>39</b>	<b>10</b>	<b>2</b>	<b>33</b>	<b>1</b>	<b>72</b>	<b>2</b>	<b>0</b>

## CAREER TRANSACTIONS

**2005** — Selected by the Philadelphia Phillies organization in the 10th round of the First-Year Player Draft. **2008** — Traded with Adrian Cardenas and Matt Spencer to the Oakland Athletics for pitcher Joe Blanton, July 17. **2009** — On disabled list, June 20 to November 3. **2010** — On disabled list, March 26 to November 3.



## VS. THE AMERICAN LEAGUE

2010		CAREER												
ERA	W	L	S	G	IP	ER	vs. TEAM	ERA	W	L	S	G	IP	ER
—	0	0	0	0	0.0	0	Baltimore	—	0	0	0	0	0.0	0
—	0	0	0	0	0.0	0	Boston	—	0	0	0	0	0.0	0
—	0	0	0	0	0.0	0	Chicago	2.70	1	0	0	1	6.2	2
—	0	0	0	0	0.0	0	Cleveland	—	0	0	0	0	0.0	0
—	0	0	0	0	0.0	0	Detroit	11.57	0	0	0	1	2.1	3
—	0	0	0	0	0.0	0	Kansas City	1.13	1	0	0	2	8.0	1
—	0	0	0	0	0.0	0	Los Angeles	6.23	0	1	0	1	4.1	3
—	0	0	0	0	0.0	0	Minnesota	4.50	1	0	0	1	6.0	3
—	0	0	0	0	0.0	0	New York	0.00	0	0	0	2	2.0	0
—	0	0	0	0	0.0	0	Oakland	—	0	0	0	0	0.0	0
—	0	0	0	0	0.0	0	Seattle	4.41	0	1	0	3	16.1	8
—	0	0	0	0	0.0	0	Tampa Bay	0.00	0	0	0	1	6.0	0
—	0	0	0	0	0.0	0	Texas	3.57	1	0	0	3	17.2	7
—	0	0	0	0	0.0	0	Toronto	6.48	0	0	0	2	8.1	6

## VS. THE NATIONAL LEAGUE

2010		CAREER												
ERA	W	L	S	G	IP	ER	vs. TEAM	ERA	W	L	S	G	IP	ER
—	0	0	0	0	0.0	0	Arizona	1.17	1	0	0	1	7.2	1
—	0	0	0	0	0.0	0	San Diego	5.40	0	0	0	1	1.2	1
—	0	0	0	0	0.0	0	San Francisco	6.00	0	1	0	1	6.0	4

## MONTHLY BREAKDOWN

2010		CAREER												
ERA	W	L	S	G	IP	ER	by MONTH	ERA	W	L	S	G	IP	ER
—	0	0	0	0	0.0	0	April	5.23	0	0	0	4	10.1	6
—	0	0	0	0	0.0	0	May	2.45	2	0	0	6	36.2	10
—	0	0	0	0	0.0	0	June	4.43	2	1	0	4	20.1	10
—	0	0	0	0	0.0	0	July	—	0	0	0	0	0.0	0
—	0	0	0	0	0.0	0	August	—	0	0	0	0	0.0	0
—	0	0	0	0	0.0	0	September	4.56	1	2	0	6	25.2	13

## PITCHING BREAKDOWN

2010		CAREER												
ERA	W	L	S	G	IP	ER	by CATEGORY	ERA	W	L	S	G	IP	ER
—	0	0	0	0	0.0	0	Home	3.58	4	1	0	7	37.2	15
—	0	0	0	0	0.0	0	Road	3.90	1	2	0	13	55.1	24
—	0	0	0	0	0.0	0	Day	3.41	2	2	0	7	34.1	13
—	0	0	0	0	0.0	0	Night	3.99	3	1	0	13	58.2	26
—	0	0	0	0	0.0	0	Pre-ASG	3.48	4	1	0	14	67.1	26
—	0	0	0	0	0.0	0	Post-ASG	4.56	1	2	0	6	25.2	13
—	0	0	0	0	0.0	0	Starter	3.74	5	3	0	16	86.2	36
—	0	0	0	0	0.0	0	Reliever	4.26	0	0	0	4	6.1	3

## BALLPARK BREAKDOWN

	ERA	W	L	S	G	IP	ER
AT&T Park	6.00	0	1	0	1	6.0	4
Comerica Park	11.57	0	0	0	1	2.1	3
Kauffman Stadium	0.00	0	0	0	1	2.0	0
Oakland Coliseum	3.58	4	1	0	7	37.2	15
PETCO Park	5.40	0	0	0	1	1.2	1
Rangers Ballpark	4.26	0	0	0	2	12.2	6
Rogers Centre	6.75	0	0	0	1	4.0	3
Safeco Field	3.75	0	1	0	2	12.0	5
Tropicana Field	0.00	0	0	0	1	6.0	0
U.S. Cellular Field	2.70	1	0	0	1	6.2	2
Yankee Stadium	0.00	0	0	0	2	2.0	0

## FIELDING STATISTICS

Pitcher	Pct.	G	PO	A	E	TC	DP
2008	.750	6	1	2	1	4	0
2009	.833	14	2	3	1	6	0
<b>Totals</b>	<b>.800</b>	<b>20</b>	<b>3</b>	<b>5</b>	<b>2</b>	<b>10</b>	<b>0</b>

## OUTMAN'S CAREER BESTS

**Low Hit Complete Game:** None  
**Innings Pitched:** 7.2, May 24, 2009 vs. Arizona. As reliever: 2.1, September 8, 2008 at Detroit  
**Strikeouts:** 9, May 29, 2009 at Texas. As reliever: 2 (twice), last: April 21, 2009 at New York (AL)  
**Longest Winning Streak:** 4, May 13 to June 8, 2009  
**Longest Losing Streak:** 2, September 18 to 28, 2008  
**Longest Scoreless Streak:** 10.0, May 13 to 19, 2009

**SHORTSTOP****Height/Weight:** 5-10 / 213**Bats/Throws:** Switch / Right**Birthdate:** June 15, 1984**Opening Day Age:** 26**Birthplace/Resides:** Corpus Christi, Texas / Missouri City, Texas**Major League Service:** 1 year, 114 days**Obtained:** Selected in the 1st round (21st selection overall) of the 2005 First-Year Player Draft**Contract Status:** First year of a one-year contract through 2011.**CAREER HIGHLIGHTS**

Completed his first full season in the majors in 2010...is a .256 career hitter in 252 games with Oakland over the last three years...stole 29 bases in 2010, the most by an A's infielder in 21 years...made his Major League debut in 2008, hitting .242 in 36 games...improved to .279 in 60 games in 2009, finishing the season as the A's starting shortstop following the Orlando Cabrera trade...was originally selected by the A's in the first round of the 2005 draft...had a .263 average and 107 stolen bases in 476 games in five seasons in the minors...tied for fourth in all of minor league baseball with 93 walks in 2008...played for Team USA in the 2008 Futures Game at Yankee Stadium...led the A's farm system in runs (91) in 2007 and played for Phoenix in the Arizona Fall League following the season...missed most of the 2006 season with a hamstring injury...was named the third best prospect in the A's farm system following the 2005 season.

**2010 HIGHLIGHTS**

Hit .250 with six home runs and 46 RBI in 156 games in his first full season at the Major League level...ranked fourth in the American League with eight triples and tied for fourth with 12 sacrifice hits...led the A's in triples and tied for the team lead in sacrifice hits...the triples tied for the sixth-best single season total in Oakland history and were second-best over the last 23 years (Eric Byrnes, 9 in 2003)...five of the triples came at home, which tied the Coliseum record set by Bill North in 1976 and matched by Tony Armas in 1980...the sacrifice hits were the most by an Athletic since A.J. Hinch had 13 in 1998...was successful in 29-of-34 (85.3%) stolen base attempts, which was the fifth-best percentage in the AL and ninth best in Oakland history (min. 20 attempts)...the 29 steals were the most by an A's infielder since 1989 when Carney Lansford had 35 of his 37 steals while playing the infield...since 1977, the only A's shortstop with more steals is Alfredo Griffin, who had 33 in 1986...tied for sixth in the AL in bunt hits (7)...led all AL fielders and ranked third in the majors with 25 errors...those were the most errors by an Oakland shortstop since Miguel Tejada had 26 in 1998...committed just five errors over his first 56 games (.981 fielding percentage) but had 20 over his final 100 contests (.958)...tied for the lead among AL shortstops in games played (156) and ranked second in total chances (739), assists (496) and double plays (100)...had the third lowest fielding percentage (.966) among AL qualifiers at shortstop, the lowest mark by an Athletic since Alfredo Griffin fielded .963 in 1987...the switch-hitter batted .258 against left-handed pitching and .247 against right-handers...his career splits are .249 against lefties and .259 against righties...hit .197 with runners in scoring position and two outs and was 3-for-17 (.176) with the bases loaded...is now 4-for-28 (.143) in his career with the bases full...four of his six home runs came with runners on base (two three-run, two two-run)...hit three home runs over his first 21 games and three over his final 29 contests...had a career long 105-game, 353-at bat homerless streak in between (April 27-Sept. 2)...batted .229 over the first five innings, .275 with five of his six home runs in the sixth inning or later...had a .206 batting average and .253 on-base percentage when leading off an inning...batted .396 in interleague play...tied for the interleague lead with two triples and ranked sixth in batting...had the third best interleague average in Oakland history...hit just .233 against the AL...made a team-leading 107 starts batting ninth but also hit .210 with a .291 on-base percentage in 26 starts in the leadoff spot...ranked third in the AL in RBI (36) from the ninth spot in the batting order and tied for fourth in home runs (5).

**OAKLAND:** Walked a career-high three times in the second game of the season, April 6 against Seattle...hit .214 over his first 18 games through April 23...then went 16-for-47 (.340) over his next 13 games from April 24 to May 8...established career-highs with four hits and four RBI April 27 at Tampa Bay and matched his best with two doubles...had another four-hit game July 1 at Baltimore...had a

streak of 13 consecutive stolen bases without a caught stealing from May 17 to Aug. 4...at the time, it was the longest streak by an Athletic since Rickey Henderson had 15 consecutive steals from July 22 to Aug. 19, 1998...went 11-for-92 (.120) over a 25-game stretch from May 11 to June 9...that included a career long 0-for-27 streak from May 22 to June 1...snapped the hitless streak with a second-inning bunt single June 2 at Boston...then hit .414 (41-for-99) over a 31-game stretch from June 10 to July 19, which was the second best mark in the majors over that span (Hamilton, TEX .434)...scored a career-high three runs June 15 at Chicago (NL)...batted .338 in June, which was the best month of his career...his previous best was a .313 mark in Sept., 2009...was batting .271 in 88 games through July 19 and then hit .220 over his final 68 contests, somewhat hampered by an injured left shoulder that required surgery following the season...had his second career two-steal game, Aug. 4 against Kansas City...also stole two bases Sept. 27 at Los Angeles...his home run Sept. 3 against Los Angeles was his first since April 27 at Tampa Bay, a 105-game homerless streak...it was the third longest homerless streak by an Athletic over the last 14 years...committed an error in back-to-back games Sept. 20 and 21, the fifth time he made an error in consecutive games.

## CAREER

**2009**—Began the season at Triple-A Sacramento but was promoted to Oakland July 31 following the Orlando Cabrera trade...started 60 of the A's final 61 games at shortstop...was hitting .264 with three home runs, 40 RBI and 27 stolen bases in 99 games with Sacramento when the A's called and went on to bat .279 with four home runs, 21 RBI and seven stolen bases in 60 games with Oakland...the switch hitter batted .307 against right-handed pitching and .200 against left-handers...also had a .340 batting average when leading off an inning, .333 during day games and .317 on the road...did not commit an error in his first 32 games at shortstop, giving him a 35-game errorless streak dating back to 2008...that equaled the fifth longest errorless streak by a shortstop in Oakland history and was the longest since Rafael Bournival had a 41-game streak from Sept. 21, 1997 to Sept. 18, 1998...then made eight errors over his final 28 games and finished with a .971 fielding percentage...the A's won all four games in which he homered...made a team-leading 55 starts hitting ninth with his other five starts batting eighth...his .295 batting average in the nine spot was second best in the American League (min. 150 PA)...hit .309 with three of his four home runs against a pitcher the first time he saw him in a game and .217 after that...had a career-high tying seven-game hitting streak from Aug. 2 to 8 (9 for 25, .360) and hit .320 over his first 14 games...then hit .161 over his next 19 games from Aug. 15 to Sept. 4...finished the season by batting .333 with seven doubles, three triples and two home runs over his final 27 games...hit his first Major League home run Aug. 5 against Texas, a solo shot in the fourth inning off Vicente Padilla...tripled three times over a 10-game span from Sept. 15 to 24...committed an error in four straight games from Sept. 23 to 26...batted .313 with a .394 on-base percentage and a .510 slugging percentage in 27 games in September...stole 27 bases at Sacramento, which ranked second on the River Cats and fifth in the A's farm system...was successful in 27 of 31 (87.1%) stolen base attempts...hit .323 against left-handed pitching and .242 with all three of his home runs against right-handers...batted .232 over his first 22 games, .308 over his next 55 contests from May 6 to July 4 and .198 over his final 22 games...appeared in 77 games at shortstop, 16 at second base, three at third base and one in left field...committed 19 errors, including 15 at shortstop for a .959 fielding percentage...hit .429 in the first inning...saw most of his action with 50 games batting ninth...stole a season-high three bases May 17 against Round Rock and added two May 19 against the Express...had three multi-steal games for the season...collected a season-high four hits June 27 at Las Vegas to start a season-best 10-game hitting streak...hit .436 (17 for 39) with six doubles and 11 RBI during the streak...had a grand slam and a season-high five RBI July 4 at Reno.

**2008**—Began the season at Double-A Midland but finished it in Oakland where he started each of the A's final 19 games...was selected by the A's Aug. 12 and went 6 for 35 (.171) with two walks and two RBI over his first 17 games...then started at shortstop Sept. 8 at Detroit and hit .281 with seven RBI and 11 walks (.397 on-base percentage) over his final 19 games, all starts...four of those starts came at shortstop and 15 came at second base...batted .242 with no home runs and nine RBI in 36 games overall in his Major League debut...the switch-hitter batted .289 against left-handed pitchers and .213 against right-handers...hit .293 during the day...made a total of 29 starts with the A's, including 15 at second base, eight at third base and six at shortstop...did not commit an error in 16 games total at second base (77 chances), but had one error as a third baseman for a .950 fielding percentage and four errors at shortstop for a .867 percentage...made his debut Aug. 12 against Tampa Bay with a start at third base...doubled in the eighth inning off Javier Vazquez Aug. 17 against Chicago for his first Major League hit...had a two-run single Aug. 22 at Seattle for his first RBI...compiled a career best seven-game hitting streak

from Aug. 31 to Sept. 12 (9 for 22, .409)...had the first two steal game of his career Sept. 22 at Texas...batted a combined .280 with two home runs, 34 RBI and 31 stolen bases in 115 games with Midland and Triple-A Sacramento...his 93 walks fueled a .404 on-base percentage...tied for fourth in all of minor league baseball in walks...led the A's farm system in walks and on-base percentage, tied for second in runs (89) and was fourth in stolen bases...was rated as having the Best Strike-Zone Discipline, Best Defensive Infielder and Best Infield Arm among A's prospects in *Baseball America's* Best Tools survey...hit .302 against left-handed pitching and .310 with runners in scoring position...appeared in 80 games at shortstop, 32 games at second base and three at third base...committed 14 errors as a shortstop for a .966 fielding percentage, eight errors at second base for a .952 percentage and two errors at third base for a .818 percentage...began the season at Midland where he batted .260 with a .379 on-base percentage in 50 games...was successful in 20 of 21 (.952) stolen base attempts...scored four runs in a game twice over a three-game span April 28 against San Antonio and April 30 against Corpus Christi...had a season-high three steals May 8 at San Antonio...was promoted to Sacramento May 30 and went on to hit .297 with a .426 on-base percentage in 65 games...had a season best 14-game hitting streak from June 11 to 24 (19 for 53, .358)...played for Team USA in the Futures game at Yankee Stadium and was 0 for 2...was a perfect 4 for 4 with a walk Aug. 9 at Las Vegas...was leading all of minor league baseball in walks (93) and was tied for sixth in runs scored (89) when he was promoted to Oakland Aug. 12.

**2007**—Split his season between Single-A Stockton and Double-A Midland and combined for a .253 batting average, 30 doubles, five triples, eight home runs and 57 RBI in 138 games...added 81 walks for a .346 on-base percentage...led the A's farm system in runs, ranked second in walks, third in hits (141), fourth in doubles and fifth in stolen bases (17)...batted .272 against right-handed pitching and .187 against left-handers...committed 27 errors in 130 games at shortstop for a .957 fielding percentage...also appeared in eight games as a second baseman...batted leadoff 125 times...began the year at Stockton and hit .255 with six home runs and 36 RBI in 68 games with the Ports...was transferred to Midland June 19 and batted .251 with two home runs and 21 RBI in 70 games with the RockHounds...played for the Arizona Fall League Champion Phoenix Desert Dogs following the season and batted .241 with one home run and 10 RBI in 23 games...ranked second in the AFL with 18 walks and had a .410 on-base percentage...was a perfect 9 for 9 in stolen base attempts.

**2006**—Began his first full season as a professional at Single-A Stockton and hit .203 with two home runs and 21 RBI in 46 games before going on the disabled list June 25 with a strained right hamstring that effectively ended his season...was sent to the A's affiliate in the Arizona Rookie League for a rehab assignment from Aug. 10 to 27 and hit .464 with six RBI in nine games before being shut down for the remainder of the season...committed 10 errors in 46 games at shortstop for a .947 fielding percentage...at Stockton, he batted .222 with both of his home runs and 18 of his 21 RBI against right-handed pitching compared to .157 against left-handers...his average improved to .286 with runners in scoring position, including .357 with RISP and two outs...batted .340 in 12 games in June.

**2005**—Batted .276 with 25 stolen bases in 69 games in his professional debut with Single-A Kane County...added 39 walks for a .364 on-base percentage...finished second in the A's farm system in stolen bases despite missing nearly three months of the season...was rated as the number five prospect in the Midwest League and the third best prospect in the A's farm system by *Baseball America*...made all of his defensive appearances at shortstop where he committed 13 errors in 65 games for a .958 fielding percentage...collected his first professional hit June 25 at Clinton...hit his first home run July 10 at Lansing...had back-to-back three steal games Aug. 1 against Quad Cities and Aug. 2 at Peoria...was transferred to Single-A Stockton Sept. 6 and went 1 for 7 (.143) in two postseason games with the Ports.

## PERSONAL/MISCELLANEOUS

Clifton Randolph Pennington was signed by A's scout Blake Davis...graduated from Mary Carroll (Corpus Christi, TX) High School...attended Texas A&M University where he batted .340 as a freshman, .339 as a sophomore and .363 as a junior...finished his career with a .345 batting average, 115 RBI and 53 stolen bases...was the Aggies' Team MVP, an All-Big 12 selection and a third team *Baseball America* All-American in 2005...he and wife Missy have a son, Brady Matthew (11/4/09).

## LIFETIME PLAYING RECORD

YEAR	TEAM	AVG	G	AB	R	H	2B	3B	HR	RBI	SH	SF	HP	BB	SO	SB	CS	SLG	OBP	E
2005	Kane County	.276	69	290	49	80	15	0	3	29	2	1	2	39	47	25	6	.359	.364	13
2006	Stockton	.203	46	177	36	36	7	0	2	21	0	0	1	24	35	7	1	.277	.302	10
	AZL A's	.464	9	28	3	13	3	1	0	6	0	0	0	4	2	0	0	.643	.531	2
2007	Stockton	.255	68	286	50	73	17	3	6	36	0	4	0	43	54	9	2	.399	.348	14
	Midland	.251	70	271	41	68	13	2	2	21	2	2	1	38	35	8	2	.336	.343	14
2008	Midland	.260	50	204	42	53	7	2	0	18	1	0	0	39	36	20	1	.314	.379	11
	Sacramento	.297	65	236	47	70	9	3	2	16	3	1	0	54	34	11	5	.386	.426	13
	OAKLAND	.242	36	99	14	24	5	0	0	9	2	1	2	13	18	4	1	.293	.339	5
2009	Sacramento	.264	99	360	48	95	22	3	3	40	6	4	2	45	54	27	4	.367	.345	19
	OAKLAND	.279	60	208	27	58	11	3	4	21	1	0	1	19	46	7	5	.418	.342	8
2010	OAKLAND	.250	156	508	64	127	26	8	6	46	12	3	3	50	96	29	5	.368	.319	25
<b>ML Totals</b>		<b>.256</b>	<b>252</b>	<b>815</b>	<b>105</b>	<b>209</b>	<b>42</b>	<b>11</b>	<b>10</b>	<b>76</b>	<b>15</b>	<b>4</b>	<b>6</b>	<b>82</b>	<b>160</b>	<b>40</b>	<b>11</b>	<b>.372</b>	<b>.327</b>	<b>38</b>

## CAREER TRANSACTIONS

**2005** — Selected by the Oakland Athletics organization in the 1st round (21st selection overall) of the First-Year Player Draft, June 7.

### VS. THE AMERICAN LEAGUE

2010						CAREER					
AVG.	AB	H	HR	RBI	vs. TEAM	AVG.	AB	H	HR	RBI	
.303	33	10	0	6	Baltimore	.341	44	15	0	7	
.129	31	4	0	0	Boston	.129	31	4	0	0	
.185	27	5	0	3	Chicago	.244	45	11	0	4	
.212	33	7	0	3	Cleveland	.239	46	11	0	6	
.063	16	1	0	1	Detroit	.250	36	9	1	4	
.269	26	7	0	2	Kansas City	.260	50	13	0	4	
.270	63	17	2	6	Los Angeles	.263	114	30	2	7	
.318	22	7	0	1	Minnesota	.310	42	13	1	4	
.107	28	3	0	0	New York	.108	37	4	0	0	
—	0	0	0	0	Oakland	—	0	0	0	0	
.237	59	14	2	6	Seattle	.217	120	26	3	11	
.367	30	11	1	6	Tampa Bay	.306	36	11	1	6	
.206	63	13	1	6	Texas	.252	127	32	2	17	
.292	24	7	0	2	Toronto	.265	34	9	0	2	

### VS. THE NATIONAL LEAGUE

2010						CAREER					
AVG.	AB	H	HR	RBI	vs. TEAM	AVG.	AB	H	HR	RBI	
.600	10	4	0	1	Chicago	.400	10	4	0	1	
.400	5	3	0	0	Cincinnati	.600	5	3	0	0	
.444	9	4	0	3	Pittsburgh	.444	9	4	0	3	
.500	10	5	0	0	St. Louis	.500	10	5	0	0	
.263	19	5	0	0	San Francisco	.263	19	5	0	0	

### MONTHLY BREAKDOWN

2010						CAREER					
AVG.	AB	H	HR	RBI	by MONTH	AVG.	AB	H	HR	RBI	
.250	80	20	3	16	April	.250	80	20	3	16	
.175	97	17	0	2	May	.175	97	17	0	2	
.338	77	26	0	5	June	.338	77	26	0	5	
.293	75	22	0	8	July	.295	78	23	0	8	
.241	83	20	0	4	August	.232	211	49	2	14	
.233	86	20	3	10	September	.276	250	69	5	29	
.200	10	2	0	1	October	.227	22	5	0	2	

### BATTING BREAKDOWN

2010						CAREER					
AVG.	AB	H	HR	RBI	by CATEGORY	AVG.	AB	H	HR	RBI	
.253	249	63	2	23	Home	.248	400	99	5	40	
.247	259	64	4	23	Road	.265	415	110	5	36	
.254	177	45	2	10	Day	.277	278	77	3	21	
.248	331	82	4	36	Night	.246	537	132	7	55	
.264	288	76	3	27	Pre-ASG	.264	288	76	3	27	
.232	220	51	3	19	Post-ASG	.252	527	133	7	49	
.258	124	32	2	10	vs. LHP	.249	217	54	3	17	
.247	384	95	4	36	vs. RHP	.259	598	155	7	59	
.246	126	31	3	41	RISP	.261	207	54	3	66	
.176	17	3	0	6	Bases Loaded	.143	28	4	0	10	
.000	2	0	0	0	Pinch Hitter	.000	2	0	0	0	
—	0	0	0	0	Designated Hitter	—	0	0	0	0	

### BALLPARK BREAKDOWN

	AVG.	AB	H	HR	RBI
Angel Stadium	.231	65	15	1	3
AT&T Park	.300	10	3	0	0
Ballpark in Arlington	.228	57	13	0	6
Busch Stadium	.500	10	5	0	0
Camden Yards	.344	32	11	0	3
Comerica Park	.278	18	5	0	2
Fenway Park	.111	9	1	0	0
Kauffman Stadium	.281	32	9	0	4
Metrodome	.333	15	5	1	3
Oakland Coliseum	.248	400	99	5	40
Progressive Field	.217	23	5	0	2
Rogers Centre	.313	16	5	0	1
Safeco Field	.188	69	13	2	6
Target Field	.333	15	5	0	0
Tropicana Field	.556	9	5	1	4
U.S. Cellular Field	.385	13	5	0	1
Wrigley Field	.400	10	4	0	1
Yankee Stadium	.083	12	1	0	0

### FIELDING STATISTICS

#### Second Base

YEAR	PCT.	G	PO	A	E	TC	DP
2008	1.000	16	33	44	0	77	17
<b>Totals</b>	<b>1.000</b>	<b>16</b>	<b>33</b>	<b>44</b>	<b>0</b>	<b>77</b>	<b>17</b>

#### Third Base

YEAR	PCT.	G	PO	A	E	TC	DP
2008	.950	9	8	11	1	20	2
<b>Totals</b>	<b>.950</b>	<b>9</b>	<b>8</b>	<b>11</b>	<b>1</b>	<b>20</b>	<b>2</b>

#### Shortstop

YEAR	PCT.	G	PO	A	E	TC	DP
2008	.867	10	10	16	4	30	5
2009	.971	60	90	181	8	279	41
2010	.966	156	218	496	25	739	100
<b>Totals</b>	<b>.965</b>	<b>226</b>	<b>318</b>	<b>693</b>	<b>37</b>	<b>1048</b>	<b>146</b>

### PENNINGTON'S CAREER BESTS

**Hits:** 4 (twice), last: July 1, 2010 at Baltimore  
**Home Runs:** 1 (10 times), last: September 30, 2010 at Seattle  
**Runs Batted In:** 4, April 27, 2010 at Tampa Bay  
**Stolen Bases:** 2 (three times), last: September 27, 2010 at Los Angeles (AL)  
**Hitting Streak:** 7 (twice), last: August 2 to 8, 2009  
**Hitless Streak (At Bats):** 27, May 22 to June 1, 2010  
**Grand Slams:** None.  
**Pinch-Hit Home Runs:** None.  
**Inside-The-Park Home Runs:** None.  
**Game Ending Home Runs:** None.  
**Lead Off Home Runs:** None.

### OAKLAND A'S HIGHEST INTERLEAGUE BATTING AVERAGE

- .413 Matt Stairs, 1998
- .397 Scott Hatteberg, 2004
- .396 Cliff Pennington, 2010**
- .393 Bobby Kielty, 2005
- .392 Travis Buck, 2007
- \*minimum 50 PA

**CATCHER****Height/Weight:** 6-3 / 265**Bats/Throws:** Switch / Right**Birthdate:** March 19, 1982**Opening Day Age:** 29**Birthplace/Resides:** Raleigh, North Carolina / Greenville, South Carolina**Major League Service:** 1 year, 153 days**Obtained:** Selected in the 1st round (24th selection overall) of the 2004 First-Year Player Draft**Contract Status:** First year of a one-year contract through 2011.**CAREER HIGHLIGHTS**

Has a .222 career average with nine home runs and 41 RBI in 87 games over the last two seasons with Oakland...had four stints with the A's in 2010 after spending the entire 2009 season with Oakland as a rookie...was a first round draft pick of the A's in 2004 and appeared in just 292 games in his four seasons in the Oakland farm system before making his debut in 2009...missed the entire 2005 season after tearing his left ACL in January and had his 2007 season end July 3 with a left knee strain...had 49 home runs and 167 RBI in 306 games in his minor league career...tossed out 96 of 200 (48.0%) attempted base stealers from 2006-08...had a 20-game hitting streak in 2007, which was the longest in the Texas League...was named to the California League Postseason All-Star Team in 2006.

**2010 HIGHLIGHTS**

Had four stints with Oakland and batted .214 with two home runs and 11 RBI in 41 games...spent all but five weeks of the season with the A's, seeing limited action as the back-up catcher to Kurt Suzuki...made a total of 29 starts behind the plate, including just 14 over the A's final 97 games beginning June 15...had career-highs in walks (15) and on-base percentage (.305) and also stole the first base of his career...the switch-hitter batted .232 (19-for-82) against right-handed pitchers, .167 (5-for-30) against left-handers...now has a .251 (46-for-183) career average against righties, with seven of his nine home runs, compared to .145 (10 for 69) against lefties...had a .250 batting average before the All-Star Break and hit .167 after the break...batted .163 with runners on base but had a .269 average with runners in scoring position...is a .297 (19-for-64) career hitter with RISP...went 8-for-27 (.296) when leading off an inning after going 1-for-33 (.030) in that situation in 2009...committed six errors in his 38 games at catcher for a .972 fielding percentage...tied for sixth among American League catchers in errors...tossed out 4 of 21 (19.0%) attempted base stealers and has now thrown out 13 of 41 (31.7%) in his career...also appeared in one game at first base and was 0 for 3 with a strikeout as a pinch hitter...is now 0-for-5 in the pinch for his career.

**OAKLAND:** Began the season at Triple-A Sacramento before being recalled for the first time April 21 when Mark Ellis went on the disabled list...was optioned back to Sacramento two days later without appearing in a game...returned to Oakland April 27 when Brett Anderson went on the DL and spent nearly a month with the A's during his second stint...started 12 of the A's 22 games, hitting .231 (9 for 39) with two doubles and three RBI...caught the 19th perfect game in Major League history as he was behind the plate for Dallas Braden's Mother's Day gem May 9...snapped a career-long 0-for-14 streak in the game with a second-inning RBI single that gave the A's a 1-0 lead...added a double in the eighth and went 2-for-4...was presented with his mitt from the perfect game in a pre-game ceremony honoring Braden May 21...stole the first base of his career and second as a professional May 11 at Texas...matched his career-high with three hits May 15 at Los Angeles (also May 3, 2009 at Seattle)...was optioned to Sacramento May 21 when Coco Crisp was reinstated from the DL but returned May 26 when Crisp went back on the DL...appeared in just two games, both starts at catcher, during his third stint...was 3 for 7 (.429) with a home run and two RBI when he was optioned June 4...appeared in 12 games in May, his most in any month in 2010, and hit .297 with a home run, five RBI and seven walks for a .400 on-base percentage...recalled again June 11, spending the remainder of the season with Oakland, batting .182 (12 for 66) with a home run and six RBI in 26 games, including 16 starts at catcher...started two of the A's three games behind the plate at San Francisco from June 11-13 while Suzuki was on the bereavement list, going 2 for 9 (.222)...appeared in just 23 of the A's final 97 games beginning June 20 and went 10-

for-57 (.175) with a home run and five RBI over that span...went 2-for-13 (.154) in five games in July, 3-for-20 (.150) in eight games in August and 4-for-20 (.200) in eight games in September.

**SACRAMENTO:** Spent the balance of the season with the River Cats, batting .200 with a home run and two RBI in 14 games...added 10 walks for a .345 on-base percentage...hit .304 with the bases empty but was 0-for-12 with runners in scoring position...was 4-for-9 (.444) when leading off an inning... appeared in seven games at catcher and two at first base...was also 3-for-15 (.200) in four games at designated hitter and 1-for-1 as a pinch hitter...tossed out 2 of 8 (25.0%) attempted base stealers.

## CAREER

**2009**—The rookie catcher spent the entire season on the A's roster but appeared in just 46 games as the back-up to Kurt Suzuki...hit .229 with seven home runs and 30 RBI...the RBI were second most in Oakland history by a player with 50 or fewer games played...Rico Carty had 31 RBI in 41 games in 1978... added seven doubles and 14 of his 32 hits were for extra bases, fueling a .429 slugging percentage... appeared in 36 games at catcher, including 30 starts, and tossed out 9 of 20 (45.0%) attempted base stealers... among catchers with 20 or more games, that was the second-best percentage in the majors in 2009 (Johjima, SEA 50.0%) and it was the best by an Oakland catcher since Jamie Quirk tossed out 10 of 20 (50.0%) in 37 games in 1990...the switch-hitter batted .267 with six of his seven home runs and 26 of his 30 RBI against right-handed pitchers, compared to .128 against left-handers...had a .505 slugging percentage against righties and .231 against lefties...hit .190 with the bases empty and .279 with runners on, including .316 with runners in scoring position...four of his seven home runs came on the first pitch and he batted .478 (11 for 23) with eight RBI when putting the first pitch in play...five of his seven home runs came after the All-Star Break and the A's won all seven games in which he homered...in addition to 36 games behind the plate, he also appeared in six games (four starts) at first base, his first professional appearances at a position other than catcher...made his Major League debut April 11 against Seattle and had a two-run double off Felix Hernandez in the second inning in his first at bat for his first big league hit... with two RBI, became the third player in Oakland history to have a multiple-RBI game in his debut...then made his professional debut at first base with a start in his second game April 15 against Boston, going 1 for 3...collected a career-high three hits May 3 at Seattle...hit his first major league home run May 24 against Arizona, a two-run shot in the sixth inning off Jon Garland...started back-to-back games four times, but the only time both starts came at catcher was June 11-12...put together a career-high nine-game hitting streak from June 27 to July 30...hit .429 (12 for 28) during the streak...hit .474 in July but then went 10 for 57 (.175) with five home runs and 12 RBI over his final 18 games...belted five of his seven home runs over a 10-game stretch from Aug. 12 to Sept. 16...drove in a career-high four runs Sept. 2 against Kansas City and hit his first career grand slam off Yasuhiko Yabuta in the second inning...had at least one RBI in 16 of his 46 games and 10 of those were multiple RBI contests...drove in his 30<sup>th</sup> and final run of the season Sept. 27 at Los Angeles (AL) in his 44<sup>th</sup> game...the only player in Oakland history to reach 30 career RBI in fewer games is Ben Grieve, who did it in his 36<sup>th</sup> career game April 15, 1998.

**2008**—Batted .230 with 15 home runs and 53 RBI in 88 games in his first full season at Triple-A Sacramento...added 63 walks for a .360 on-base percentage...tied for fourth in the A's farm system and led the River Cats in walks...his batting average included a .276 mark against left-handed pitching and .211 against right-handers...had six home runs in 87 at bats against lefties and nine home runs in 213 at bats against righties...batted under .200 in each of the first two months of the season as he hit .182 in April and .174 in May...hit .310 with five home runs, 13 RBI and 20 walks in 22 games in July for a .457 on-base percentage...hit seven of his 15 home runs in the seventh inning or later...tossed out 21 of 55 (38.2%) attempted base stealers, which was the second best percentage in the Pacific Coast League... tied for the lead among PCL catchers with nine errors...was rated as the Best Defensive Catcher in *Baseball America's* Best Tools survey for A's prospects following the season...had six home runs and 12 RBI over a nine-game span from April 22 to May 8...that included a grand slam April 26 at Colorado Springs and his lone two-homer game May 1 against Omaha...had a season high four RBI in each of those two games plus July 1 against Portland...was hitting .208 through July 7 but then batted .284 over his final 26 games...had his only three-hit game of the season July 25 at Albuquerque when he went 3 for 5...was placed on the disabled list Aug. 16 with a strained right knee and missed the remainder of the season.

**2007**—Began the season at Double-A Midland and earned a late June promotion to Triple-A Sacramento before a strained left knee ended his season after just a week with the River Cats...combined for a .292 batting average, 14 home runs and 42 RBI in 64 games...hit .302 against left-handed pitching and .289



with 11 of his 14 home runs against right-handers...appeared in 61 games at catcher and tossed out 20 of 37 (54.1%) attempted base stealers...batted .292 with 11 home runs and 39 RBI in 60 games at Midland...added 36 walks for a .391 on-base percentage...hit .425 with eight home runs and 26 RBI in 21 games in June...had a grand slam and a season high five RBI May 27 against Wichita...had the longest hitting streak in the Texas League in 2007 as he hit safely in 20 consecutive games from June 1 to 20...hit .442 during the streak with eight home runs, 26 RBI and 25 runs scored...had a season high tying four hits June 10 at Frisco...homed twice and drove in a season high tying five runs June 19 against Frisco...was promoted to Sacramento June 28 and homered in each of his first three games in his Triple-A debut...was placed on the disabled list July 3 with a left knee strain that caused him to miss the remainder of the season.

**2006**—Was named to the California League Postseason All-Star team...played 90 games at Single-A Stockton before moving up to Double-A Midland for 12 games late in the year...batted .264 with 16 home runs and 51 RBI in a combined 102 games...hit .264 with 15 home runs and 47 RBI at Stockton...made 82 appearances behind the plate and committed just four errors for a .994 fielding percentage, which was the best mark in the CL...tossed out 51.5 percent (50 of 97) of attempted base stealers, which was the third best in the CL...batted .290 against right-handed pitchers and .200 against left-handers at Stockton...was promoted to Double-A Midland Aug. 18 and made his debut with the RockHounds Aug. 19 at Arkansas...batted .268 with one home run and four RBI in 12 games for Midland...hit .170 with two RBI in 16 games with the Phoenix Desert Dogs in the Arizona Fall League.

**2005**—Spent the entire season on the Stockton disabled list after tearing his left ACL in January.

**2004**—Began his professional career at Single-A Vancouver of the Northwest League...batted .237 with three home runs and 19 RBI in 38 games...added 26 walks for a .362 on-base percentage...batted .128 over his first 11 games, put together a 10-game hitting streak from Aug. 9 to 18 (16 for 36, .444) and then went 11 for 60 (.183) over his final 17 games...committed just one error in 20 games at catcher for a .994 fielding percentage...hit his first professional home run July 24 at Spokane...hit .250 with three doubles and three RBI in three playoff games for the Canadians.

## PERSONAL/MISCELLANEOUS

Landon Reed Powell was signed by A's scout Michael Holmes...was selected with the first round pick of the Boston Red Sox as compensation for the loss of free agent Keith Foulke...graduated from Apex (NC) High School in 2000 and was a second team *Baseball America* High School All-America selection in 2000 after leading his team to the North Carolina 4-A State Championship...played American Legion baseball...attended the University of South Carolina...helped the Gamecocks to three straight College World Series appearances from 2002-04, earning CWS All-Tournament honors in 2002...was named to the NCAA College World Series Legends Team May 6, 2010...played for the USA National Team in 2002...was an All-SEC selection in 2003 and 2004...hit .339 with 10 home runs, 61 RBI and a league leading 46 walks in 67 games in 2003 and then hit .330 with 19 home runs, 66 RBI and 47 walks in 70 games as a senior in 2004...is married to Allyson, the granddaughter of NBA Hall-of-Famer Bob Davies whose No. 11 Rochester Royals jersey is retired by the Sacramento Kings, the present holder of the franchise...they have one son, Holden (6/10/09)...along with his wife, raised over \$40,000 for Donate Life South Carolina at their 2010 Donor on the Diamond event in Greenville, SC, to raise awareness about the importance of registering to be an organ donor.

## LIFETIME PLAYING RECORD

Year	Club	AVG	G	AB	R	H	2B	3B	HR	RBI	SH	SF	HP	BB	SO	SB	CS	SLG	OBP	E
2004	Vancouver	.237	38	135	24	32	6	1	3	19	0	1	1	26	22	0	0	.363	.362	1
2005																				
(Injured — Did not play)																				
2006	Stockton	.264	90	326	44	86	12	0	15	47	1	3	2	43	77	0	0	.439	.350	4
	Midland	.268	12	41	4	11	0	0	1	4	0	0	1	3	12	0	0	.341	.333	2
2007	Midland	.292	60	219	46	64	9	2	11	39	0	1	0	36	40	1	0	.502	.391	3
	Sacramento	.294	4	17	3	5	0	0	3	3	0	0	0	4	0	0	0	.824	.294	1
2008	Sacramento	.230	88	300	42	69	11	0	15	53	0	4	0	63	85	0	1	.417	.360	9
2009	OAKLAND	.229	46	140	19	32	7	0	7	30	0	1	0	14	36	0	0	.429	.297	4
2010	Sacramento	.200	14	45	6	9	2	0	1	2	0	0	0	10	9	0	0	.311	.345	1
	OAKLAND	.214	41	112	13	24	4	0	2	11	1	1	0	15	29	1	0	.304	.305	6
<b>ML Totals</b>		<b>.222</b>	<b>87</b>	<b>252</b>	<b>32</b>	<b>56</b>	<b>11</b>	<b>0</b>	<b>9</b>	<b>41</b>	<b>1</b>	<b>2</b>	<b>0</b>	<b>29</b>	<b>65</b>	<b>1</b>	<b>0</b>	<b>.373</b>	<b>.300</b>	<b>10</b>

## CAREER TRANSACTIONS

**2003** — Selected by the Chicago White Sox organization in the 25th round of the First-Year Player Draft; did not sign. **2004** — Selected by the Oakland Athletics organization in the 1st round (24th selection overall) of the First-Year Player Draft.

### VS. THE AMERICAN LEAGUE

2010		CAREER								
AVG.	AB	H	HR	RBI	vs. TEAM	AVG.	AB	H	HR	RBI
—	0	0	0	0	Baltimore	.250	4	1	1	2
—	0	0	0	0	Boston	.333	6	2	0	1
.000	4	0	0	0	Chicago	.250	8	2	1	2
.000	4	0	0	0	Cleveland	.167	12	2	0	0
.429	7	3	1	2	Detroit	.381	21	8	2	8
.333	6	2	0	1	Kansas City	.273	11	3	1	5
.313	16	5	0	2	Los Angeles	.323	31	10	0	3
.500	4	2	1	1	Minnesota	.231	13	3	1	2
.000	2	0	0	0	New York	.154	13	2	0	2
—	0	0	0	0	Oakland	—	0	0	0	0
.333	3	1	0	1	Seattle	.292	24	7	1	6
.357	14	5	0	1	Tampa Bay	.286	21	6	0	1
.100	30	3	0	2	Texas	.085	47	4	1	4
.000	9	0	0	0	Toronto	.000	15	0	0	0

### VS. THE NATIONAL LEAGUE

2010		CAREER								
AVG.	AB	H	HR	RBI	vs. TEAM	AVG.	AB	H	HR	RBI
—	0	0	0	0	Arizona	.500	2	1	1	2
—	0	0	0	0	Colorado	.400	5	2	0	2
.250	4	1	0	0	St. Louis	.250	4	1	0	0
—	0	0	0	0	San Diego	.000	2	0	0	0
.222	9	2	0	1	San Francisco	.154	13	2	0	1

### MONTHLY BREAKDOWN

2010		CAREER								
AVG.	AB	H	HR	RBI	by MONTH	AVG.	AB	H	HR	RBI
.111	9	1	0	0	April	.111	27	3	0	4
.297	37	11	1	5	May	.274	62	17	2	12
.231	13	3	0	1	June	.235	34	8	1	5
.154	13	2	0	1	July	.344	32	11	0	4
.150	20	3	0	1	August	.186	43	8	2	6
.200	20	4	1	3	September	.180	50	9	4	10
—	0	0	0	0	October	.000	4	0	0	0

### BATTING BREAKDOWN

2010		CAREER								
AVG.	AB	H	HR	RBI	by CATEGORY	AVG.	AB	H	HR	RBI
.207	29	6	0	2	Home	.211	90	19	4	18
.217	83	18	2	9	Road	.228	162	37	5	23
.226	53	12	1	5	Day	.242	153	37	6	30
.203	59	12	1	6	Night	.192	99	19	3	11
.250	64	16	1	6	Pre-ASG	.237	135	32	3	21
.167	48	8	1	5	Post-ASG	.205	117	24	6	20
.167	30	5	1	3	vs. LHP	.145	69	10	2	7
.232	82	19	1	8	vs. RHP	.251	183	46	7	34
.269	26	7	0	9	RISP	.297	64	19	3	34
—	0	0	0	1	Bases Loaded	.375	8	3	1	11
.000	3	0	0	0	Pinch Hitter	.000	5	0	0	0
.000	4	0	0	0	Designated Hitter	.111	18	2	0	2

### BALLPARK BREAKDOWN

	AVG.	AB	H	HR	RBI
Angel Stadium	.316	19	6	0	2
AT&T Park	.154	13	2	0	1
Ballpark in Arlington	.129	31	4	1	4
Busch Stadium	.250	4	1	0	0
Camden Yards	.250	4	1	1	2
Comerica Park	.385	13	5	1	5
Fenway Park	.333	3	1	0	0
Kauffman Stadium	.286	7	2	0	1
Metrodome	.000	5	0	0	0
Oakland Coliseum	.211	90	19	4	18
PETCO Park	.000	2	0	0	0
Progressive Field	.250	8	2	0	0
Rogers Centre	.000	7	0	0	0
Safeco Field	.313	16	5	0	3
Target Field	.500	4	2	1	1
Tropicana Field	.250	8	2	0	0
U.S. Cellular Field	.250	8	2	1	2
Yankee Stadium	.200	10	2	0	2

### FIELDING STATISTICS

#### Catcher

YEAR	PCT.	G	PO	A	E	TC	DP	PB
2009	.987	36	214	13	3	230	4	2
2010	.972	38	198	8	6	212	1	0
<b>Totals</b>	<b>.980</b>	<b>74</b>	<b>412</b>	<b>21</b>	<b>9</b>	<b>442</b>	<b>5</b>	<b>2</b>

#### First Base

YEAR	PCT.	G	PO	A	E	TC	DP
2009	.977	6	39	4	1	44	5
2010	1.000	1	4	0	0	4	1
<b>Totals</b>	<b>.979</b>	<b>7</b>	<b>43</b>	<b>4</b>	<b>1</b>	<b>48</b>	<b>6</b>

### POWELL'S CAREER BESTS

**Hits:** 3 (twice), last: May 15, 2010 at Los Angeles (AL)

**Home Runs:** 1 (nine times), last: September 18, 2010 at Minnesota

**Runs Batted In:** 4, September 2, 2009 vs. Kansas City

**Stolen Bases:** 1, May 11, 2010 at Texas

**Hitting Streak:** 9, June 27 to July 30, 2009

**Hitless Streak (At Bats):** 14, April 27 to May 8, 2010

**Grand Slams:** 1, September 2, 2009 vs. Kansas City (Yasuhiko Yabuta).

**Pinch-Hit Home Runs:** None.

**Inside-The-Park Home Runs:** None.

**Game Ending Home Runs:** None.

**Lead Off Home Runs:** None.

**INFIELDER****Height/Weight:** 6-1 / 195**Bats/Throws:** Right / Right**Birthdate:** May 20, 1983**Opening Day Age:** 27**Birthplace/Resides:** Chicago, Illinois / Park Ridge, Illinois**Major League Service:** 2 years, 25 days**Obtained:** Acquired from the Cincinnati Reds with Willy Taveras for Aaron Miles and cash, February 1, 2010**Contract Status:** First year of a one-year contract through 2011.**CAREER HIGHLIGHTS**

Batted .271 with seven home runs and 31 RBI in 80 games with Oakland in 2010 after hitting .212 with four home runs and 21 RBI in 105 games with Cincinnati in 2008 and 2009...started at least one game at six different positions in 2010, including 45 at second base...made his Major League debut with Cincinnati in 2008...appeared at first base, second base, third base and shortstop with the Reds, with most of his action coming as a third baseman (61 games)...saw most of his minor league action at shortstop (169 games)...has a .289 (481 for 1662) career average, 56 home runs and 246 RBI in 438 minor league games...was the Reds' Minor League Hitter of the Year and a Florida State League Midseason All-Star in 2007 when he ranked eighth among all minor league players with 70 extra-base hits.

**2010 HIGHLIGHTS**

Filled the utility role for the A's in 2010 as he made 45 starts at second base, 10 at shortstop, five at third base, three at first base, three in left field and one at designated hitter before a stress fracture in his right ankle ended his season in mid-August...became the first Athletic to start at least one game at six different positions since Scott Brosius in 1995...batted .271 with seven home runs and 31 RBI in 80 games overall...entered the season with a .212 career average, four home runs and 21 RBI in 105 games over two seasons with Cincinnati...hit four home runs in 90 at bats against left-handed pitching, three in 165 at bats against right-handers...the home runs off southpaws were the first of his career...six of his seven home runs came on the road...batted .371 with a .426 on-base percentage when leading off an inning...hit .224 with runners in scoring position and is a .217 (26-for-120) career hitter with RISP...grounded into just one double play in 255 at bats...in the majors, only Seattle's Michael Saunders had more at bats with one GIDP or fewer (289)...was 3-for-10 (.300) with a triple, home run and two RBI as a pinch hitter...committed two errors on defense, both coming during his 14 games as a shortstop...did not make an error in 47 games at second base and has not committed an error in 53 career games at second...started games at every spot in the order except first, third and fourth...hit .474 in seven games batting ninth and .298 in 17 games hitting fifth.

**OAKLAND:** Was on an Opening Day roster for the first time in his three seasons in the majors...started 35 of the A's 37 games at second base from April 11 to May 21 while Mark Ellis was out with a strained left hamstring...hit .266 with three home runs and 15 RBI over that stretch...would make just 31 starts the rest of the way...drove in a career-high four runs April 11 at Los Angeles in his first start as an Athletic (second base)...also had a four-RBI game May 26 at Baltimore...hit safely in a career-high tying six consecutive games from April 23 to 29 (10-for-22, .455)...that included his first career four-hit game April 27 at Tampa Bay...it was the 19th four-hit game by a player hitting ninth in Oakland history...finished April with a .305 batting average...went 2-for-2 with two walks May 2 at Toronto to boost his average to .323...then went 5-for-42 (.119) over his next 11 games to fall to .243...started all three games of the San Francisco series, May 21-23, at three different positions (second base, third base, left field)...his start in left on the 23rd was his first major league appearance in the outfield...it was his third professional appearance in the outfield as he played two games in left field for Double-A Chattanooga in 2007...hit his second career pinch hit home run June 12 at San Francisco, the 100th pinch hit home run in Oakland history...that capped a 20-game stretch from May 16 to June 12 where he batted .344 with three home runs and 10 RBI...went 0 for his next 17 following the pinch hit home run, which was the longest hitless streak of his career...snapped the hitless skid with a pinch-hit triple June 25 against Pittsburgh...it was just the second pinch hit triple by an Athletic over the last 14 years (Rajai Davis, Aug. 3, 2009 vs. Texas)...finished June with a .209 batting average but then hit .321 in July...batted .429

(15-for-35) with seven RBI over an 11-game stretch from June 25 to July 17 before going 6-for-33 (.182) over his next 11 games through Aug. 11...was placed on the 15-day disabled list Aug. 13, retroactive to Aug. 12, with a stress fracture in his right ankle...it was his first career stint on the DL...was transferred to the 60-day DL Sept. 10 and missed the remainder of the season.

## CAREER

**2009**—Batted .213 with four home runs and 19 RBI in 87 games over two stints with Cincinnati...also hit .349 with five home runs and 20 RBI in 30 games with Triple-A Louisville...for the Reds, appeared in 57 games (44 starts) at third base, 11 games (seven starts) at first base, six games (four starts) at shortstop and four games (one start) at second base...began the season with Louisville and was hitting .431 in 17 games before he was promoted to Cincinnati April 28...returned to Louisville June 27 but returned to the Reds July 12...spent the rest of the season in Cincinnati and appeared in 45 games...hit his first career home run, a solo shot off Adam Wainwright, May 10 against St. Louis...connected for his first career pinch hit home run, a three shot off Mike Ekstrom, July 30 against San Diego...made his first career start at first base, May 17 at San Diego...made four starts at that position from May 17 to 25...made his first career appearance at shortstop, July 18 vs. Milwaukee...while with Louisville, he was the organization's Player of the Month for April after hitting .431 with seven doubles, a triple, four home runs, 15 RBI and two stolen bases in 17 games...following the season played for Mexicali in the Mexican Winter League and hit .285 with 13 doubles, six triples, six home runs, 34 RBI, seven stolen bases and 56 runs scored in 60 games.

**2008**—In his Major League debut, appeared in 18 games during three stints with the Reds (Aug. 9-15, Aug. 20-29, Sept. 9-rest of the season)...made five starts (three at third base, two at second base)...in 117 games for Louisville, he hit .287 and appeared in 66 games at third base, 25 at shortstop, 19 at first base and nine at second base...ranked 10th among all Reds farmhands in hitting...was promoted for the first time Aug. 9, when Joey Votto went on the bereavement list...made five pinch-hitting appearances (1 for 5, .200) before returning to Louisville Aug. 16, when Votto was reinstated...made his big league debut Aug. 9 vs. Houston and flied out off Brian Moehler...recorded his first career hit Aug. 12 at Pittsburgh, a pinch-hit single off Sean Burnett...made his first career start Aug. 28 at Houston after eight pinch-hit appearances and played third base (0 for 2, 1 bb)...recorded his first career RBI and first career stolen base, Sept. 18 against St. Louis...while with the Bats he was hit by a pitch 14 times, which tied for the International League lead...homed twice June 24 vs. Rochester...had a season-high 12-game hitting streak from July 11-25 (.458)...played for Arecibo in the Puerto Rican Winter League and hit .295 with two home runs, 19 RBI and three stolen bases in 19 games.

**2007**—Was the Reds Minor League Hitter of the Year and a Florida State League Midseason All-Star...in 136 games at Single-A Sarasota and Double-A Chattanooga, he combined to hit .286 with 41 doubles, 11 triples, 18 home runs, 79 RBI, 13 stolen bases and 98 runs scored...ranked eighth among all minor league players with 70 extra-base hits...began the season at Sarasota and was promoted June 21...was Chattanooga's Player of the Month for August...following the season played for Surprise in the Arizona Fall League and hit .292 with one home run, 10 RBI and two stolen bases in 14 games.

**2006**—In 89 games at Single-A Dayton and Single-A Sarasota, he combined to hit .250 with eight home runs, 43 RBI and eight stolen bases...was Dayton's Player of the Month for July...produced two-homer games July 10 vs. Quad Cities (3 RBI) and July 29 at Peoria (4 RBI, 4 runs).

**2005**—Spent his first professional season at rookie Billings and Single-A Dayton...combined to hit .325 with 14 home runs and 46 RBI in 66 games...recorded a season-high 15-game hitting streak from Aug. 6-22 (.299, 4 HR, 6 RBI)...homed in three consecutive games, Aug. 17-19...hit two solo homers Aug. 31 vs. Wisconsin...was named Midwest League Player of the Week for the week of Aug. 29-Sept. 5.

## PERSONAL/MISCELLANEOUS

Adam M. Rosales...was originally signed by Reds scout Rick Sellers...graduated from Maine (Park Ridge, IL) High School in 2001...majored in physical education at Western Michigan University, where he earned All-MAC first team and All-MAC academic team honors.

## LIFETIME PLAYING RECORD

Year	Club	AVG	G	AB	R	H	2B	3B	HR	RBI	SH	SF	HP	BB	SO	SB	CS	SLG	OBP	E
2005	Billings	.321	34	140	29	45	14	0	5	25	0	1	5	13	37	2	2	.529	.396	3
	Dayton	.328	32	134	24	44	8	0	9	21	0	2	2	10	24	3	1	.590	.378	6
2006	Sarasota	.213	34	122	15	26	8	2	2	14	1	2	2	20	27	3	3	.361	.329	5
	Dayton	.270	55	222	36	60	9	3	6	29	0	2	5	15	40	5	1	.419	.328	11
2007	Sarasota	.294	69	248	47	73	23	5	5	48	2	6	13	31	46	9	2	.488	.393	4
	Chattanooga	.278	67	255	51	71	18	6	13	31	2	3	5	37	66	4	4	.549	.377	6
2008	Louisville	.287	117	432	70	124	29	7	11	58	1	4	14	22	82	7	1	.463	.339	12
	CINCINNATI	.207	18	29	0	6	1	0	0	2	0	0	0	1	4	1	0	.241	.233	0
2009	Louisville	.349	30	109	27	38	8	2	5	20	0	3	1	12	15	4	0	.596	.408	3
	CINCINNATI	.213	87	230	23	49	10	1	4	19	2	3	5	26	46	1	2	.317	.303	7
2010	OAKLAND	.271	80	255	31	69	8	2	7	31	2	2	1	19	65	2	2	.400	.321	2
<b>AL Totals</b>		<b>.271</b>	<b>80</b>	<b>255</b>	<b>31</b>	<b>69</b>	<b>8</b>	<b>2</b>	<b>7</b>	<b>31</b>	<b>2</b>	<b>2</b>	<b>1</b>	<b>19</b>	<b>65</b>	<b>2</b>	<b>2</b>	<b>.400</b>	<b>.321</b>	<b>2</b>
<b>NL Totals</b>		<b>.212</b>	<b>105</b>	<b>259</b>	<b>23</b>	<b>55</b>	<b>11</b>	<b>1</b>	<b>4</b>	<b>21</b>	<b>2</b>	<b>3</b>	<b>5</b>	<b>27</b>	<b>50</b>	<b>2</b>	<b>2</b>	<b>.309</b>	<b>.296</b>	<b>7</b>
<b>ML Totals</b>		<b>.241</b>	<b>185</b>	<b>514</b>	<b>54</b>	<b>124</b>	<b>19</b>	<b>3</b>	<b>11</b>	<b>52</b>	<b>4</b>	<b>5</b>	<b>6</b>	<b>46</b>	<b>115</b>	<b>4</b>	<b>4</b>	<b>.354</b>	<b>.308</b>	<b>9</b>

## CAREER TRANSACTIONS

**2005** — Selected by the Cincinnati Reds organization in the 12th round of the First-Year Player Draft. **2010** — Traded to the Oakland Athletics with outfielder Willy Taveras for infielder Aaron Miles and cash, February 1. On disabled list, August 12 to November 3.

## VS. THE AMERICAN LEAGUE

2010					CAREER					
AVG.	AB	H	HR	RBI	vs. TEAM	AVG.	AB	H	HR	RBI
.323	31	10	1	5	Baltimore	.323	31	10	1	5
.111	9	1	0	0	Boston	.111	9	1	0	0
.250	8	2	0	0	Chicago	.118	17	2	0	0
.300	20	6	1	3	Cleveland	.321	28	9	1	4
.154	13	2	0	1	Detroit	.154	13	2	0	1
.417	12	5	1	4	Kansas City	.294	17	5	1	4
.310	29	9	1	7	Los Angeles	.310	29	9	1	7
.429	7	3	0	2	Minnesota	.429	7	3	0	2
.200	10	2	0	1	New York	.200	10	2	0	1
—	0	0	0	0	Oakland	—	0	0	0	0
.389	18	7	1	2	Seattle	.389	18	7	1	2
.421	19	8	1	2	Tampa Bay	.421	19	8	1	2
.135	37	5	0	0	Texas	.135	37	5	0	0
.308	13	4	0	2	Toronto	.267	15	4	0	3

## VS. THE NATIONAL LEAGUE

2010					CAREER					
AVG.	AB	H	HR	RBI	vs. TEAM	AVG.	AB	H	HR	RBI
—	0	0	0	0	Arizona	.313	16	5	1	2
—	0	0	0	0	Atlanta	.200	5	1	0	0
.000	3	0	0	0	Chicago	.192	26	5	0	1
.000	4	0	0	0	Cincinnati	.000	4	0	0	0
—	0	0	0	0	Colorado	.125	8	1	0	0
—	0	0	0	0	Florida	.083	12	1	0	0
—	0	0	0	0	Houston	.174	23	4	0	3
—	0	0	0	0	Los Angeles	.200	5	1	0	0
—	0	0	0	0	Milwaukee	.250	20	5	0	1
—	0	0	0	0	New York	.333	3	1	0	1
—	0	0	0	0	Philadelphia	.000	7	0	0	1
1.000	1	1	0	1	Pittsburgh	.290	31	9	0	2
.000	5	0	0	0	St. Louis	.233	43	10	1	4
—	0	0	0	0	San Diego	.167	12	2	1	3
.250	16	4	1	1	San Francisco	.303	33	10	2	3
—	0	0	0	0	Washington	.125	16	2	0	0

## MONTHLY BREAKDOWN

2010					CAREER					
AVG.	AB	H	HR	RBI	by MONTH	AVG.	AB	H	HR	RBI
.305	59	18	2	10	April	.311	61	19	2	12
.253	91	23	2	9	May	.247	178	44	4	16
.209	43	9	1	4	June	.148	81	12	1	8
.321	53	17	2	8	July	.307	75	23	3	12
.222	9	2	0	0	August	.177	79	14	1	2
—	0	0	0	0	September	.270	37	10	0	2
—	0	0	0	0	October	.667	3	2	0	0

## BATTING BREAKDOWN

2010					CAREER					
AVG.	AB	H	HR	RBI	by CATEGORY	AVG.	AB	H	HR	RBI
.254	126	32	1	13	Home	.236	254	60	3	25
.287	129	37	6	18	Road	.246	260	64	8	27
.250	84	21	3	14	Day	.244	168	41	6	24
.281	171	48	4	17	Night	.240	346	83	5	28
.276	217	60	6	27	Pre-ASG	.248	347	86	8	41
.237	38	9	1	4	Post-ASG	.228	167	38	3	11
.289	90	26	4	14	vs. LHP	.276	156	43	4	20
.261	165	43	3	17	vs. RHP	.226	358	81	7	32
.224	58	13	1	22	RISP	.217	120	26	3	41
.000	3	0	0	2	Bases Loaded	.000	7	0	0	3
.300	10	3	1	2	Pinch Hitter	.189	37	7	2	7
.222	9	2	0	1	Designated Hitter	.222	9	2	0	1

## BALLPARK BREAKDOWN

	AVG.	AB	H	HR	RBI
Angel Stadium	.250	12	3	1	4
AT&T Park	.357	14	5	2	3
Ballpark in Arlington	.190	21	4	0	0
Busch Stadium	.077	26	2	0	2
Camden Yards	.375	16	6	1	4
Chase Field	.313	16	5	1	2
Citi Field	.333	3	1	0	1
Comerica Park	.125	8	1	0	0
Coors Field	.000	4	0	0	0
Dodger Stadium	.250	4	1	0	0
Fenway Park	.250	4	1	0	0
Great American Ball Park	.219	128	28	2	12
Kauffman Stadium	.286	14	4	1	4
Miller Park	.200	5	1	0	0
Minute Maid Park	.143	7	1	0	0
Nationals Park	.250	4	1	0	0
Oakland Coliseum	.254	126	32	1	13
PETCO Park	.125	8	1	0	0
PNC Park	.304	23	7	0	1
Progressive Field	.300	10	3	1	1
Rogers Centre	.267	15	4	0	3
Safeco Field	.222	9	2	0	0
Sun Life Stadium	.091	11	1	0	0
Tropicana Field	.750	8	6	1	2
Turner Field	.000	2	0	0	0
U.S. Cellular Field	.400	5	2	0	0
Wrigley Field	.182	11	2	0	0

## FIELDING STATISTICS

### First Base

YEAR	PCT.	G	PO	A	E	TC	DP
2009	1.000	11	68	11	0	79	5
2010	1.000	7	34	1	0	35	4
<b>Totals</b>	<b>1.000</b>	<b>18</b>	<b>102</b>	<b>12</b>	<b>0</b>	<b>114</b>	<b>9</b>

### Second Base

YEAR	PCT.	G	PO	A	E	TC	DP
2008	1.000	2	6	6	0	12	4
2009	1.000	4	2	3	0	5	1
2010	1.000	47	72	126	0	198	30
<b>Totals</b>	<b>1.000</b>	<b>53</b>	<b>80</b>	<b>135</b>	<b>0</b>	<b>215</b>	<b>35</b>

### Third Base

YEAR	PCT.	G	PO	A	E	TC	DP
2008	1.000	4	2	1	0	3	1
2009	.944	57	37	81	7	125	8
2010	1.000	5	4	12	0	16	1
<b>Totals</b>	<b>.951</b>	<b>66</b>	<b>43</b>	<b>94</b>	<b>7</b>	<b>144</b>	<b>10</b>

### Shortstop

YEAR	PCT.	G	PO	A	E	TC	DP
2009	1.000	6	4	12	0	16	2
2010	.943	14	7	26	2	35	3
<b>Totals</b>	<b>.961</b>	<b>20</b>	<b>11</b>	<b>38</b>	<b>2</b>	<b>51</b>	<b>5</b>

### Outfield

YEAR	PCT.	G	PO	A	E	TC	DP
2010	1.000	5	4	0	0	4	0
<b>Totals</b>	<b>1.000</b>	<b>5</b>	<b>4</b>	<b>0</b>	<b>0</b>	<b>4</b>	<b>0</b>

## ROSALES' CAREER BESTS

**Hits:** 4, April 27, 2010 at Tampa Bay

**Home Runs:** 1 (11 times), last: July 18, 2010 at Kansas City

**Runs Batted In:** 4 (twice), last: May 26, 2010 at Baltimore

**Stolen Bases:** 1 (four times), last: July 11, 2010 vs. Los Angeles (AL)

**Hitting Streak:** 6 (twice), last: April 23 to 29, 2010

**Hitless Streak (At Bats):** 17, June 12 to 23, 2010

**Grand Slams:** None.

**Pinch-Hit Home Runs:** 2, June 12, 2010 at San Francisco (Barry Zito); July 30, 2009 vs. San Diego (Ekstrom)

**Inside-The-Park Home Runs:** None.

**Game Ending Home Runs:** None.

**Lead Off Home Runs:** None.



**RIGHT-HANDED PITCHER**

**Height/Weight:** 6-6 / 230

**Bats/Throws:** Right / Right

**Birthdate:** April 22, 1987

**Opening Day Age:** 23

**Birthplace/Resides:** Berkeley, California / Oakland, California

**Major League Service:** 95 days

**Obtained:** Selected in the 2nd round of the 2008 First-Year Player Draft

**Contract Status:** First year of a one-year contract through 2011.

**CAREER HIGHLIGHTS**

Had no Triple-A experience and just nine games at Double-A when he made the A's Opening Day roster in 2010...his debut came in his third professional season...pitched mostly in relief with the A's (26 games, two starts) after making 31 starts among his 33 professional appearances entering the season...is now 12-12 with a 4.08 ERA (82 er in 181.0 ip) in 39 games, 37 starts, in three seasons in the minors...was the A's second round selection in the 2008 draft...was named as the A's number six prospect by *Baseball America* following the 2009 season and fourth best following the 2010 season.

**2010 HIGHLIGHTS**

The A's second-round pick in the 2008 draft made the Opening Day roster as a non-roster invitee and spent half of the season with Oakland...went 1-4 with a save and a 5.49 ERA in 26 games, including two starts, before he was optioned to Sacramento July 7...was 2-1 with a 3.55 ERA in six games, all starts, with the River Cats before he was shut down Aug. 10 with a strained right elbow...with the A's, he struck out 32 in 39.1 innings but also issued 20 walks (4.6 per nine innings)...had a 3.32 ERA over his first 11 appearances, a 7.52 ERA over his final 15 contests...allowed a .271 opponents batting average, including .258 (17-for-66) against left-handed hitters and .282 (22-for-78) against right-handers...surrendered three of his four home runs and issued 14 of his 20 walks to right-handers...opponents batted .323 with runners in scoring position...compiled a 2.49 ERA and .221 opponents batting average in 13 appearances in Oakland compared to a 9.17 ERA and .328 opponents average in 13 games on the road...yielded three of his four home runs on the road...went 0-2 with a 7.04 ERA in his two starting assignments and 1-2 with a 5.12 ERA in 24 relief appearances...yielded a .368 batting average to the first four hitters in the batting order, a .207 mark against the bottom five...allowed 4-of-10 (40.0%) inherited runners to score...first batters faced were 8-for-21 (.381) with three walks (.458 on-base percentage)...tossed two or more innings in nine of his 24 relief appearances...was named the A's fourth best prospect by *Baseball America* following the season...was also tabbed as having the Best Slider in the magazine's Best Tools survey for prospects.

**OAKLAND:** Was the only non-roster invitee to make the A's Opening Day roster...made his Major League debut in the sixth inning, April 7 against Seattle...struck out the first batter he faced (Rob Johnson) in tossing 2.1 scoreless innings (1 h, 1 bb, 2 so)...his debut came in his third professional season, 15 days before his 23rd birthday...had pitched just nine games above the Single-A level entering the season...made his second appearance April 11 at Los Angeles, logging 3.0 innings in the A's 9-4 win for his first career save...was credited with his first big league win May 11 at Texas in a game he was also charged with a blown save...entered the game in the 11th inning with a 6-5 lead but allowed a two-out RBI single to Borbon to tie the game...the A's then scored a run in the 13th and he retired three of four in the bottom of the inning for the win...struck out in the 12th inning to become the first A's pitcher to bat in a non-interleague game since Todd Stottlemyre also struck out Aug. 16, 1985 at Kansas City...made his first Major League start May 15 at Los Angeles after Justin Duchscherer was scratched minutes before first pitch...retired each of the first 11 batters he faced before allowing three straight hits, capped by a three-run home run by Morales...allowed a career-high three runs in 3.2 innings and was charged with his first career loss...started and lost again May 20 against Detroit, allowing three runs on a career-high seven hits in a career-high 4.0 innings...also struck out a career-high four...returned to the bullpen May 25, allowing two runs in each of his next three outings (1.2 ip, 3 h, 6 r, 6 er, 6 bb, 0 so, 32.40 ERA)...did not retire a batter in two of those outings, including June 1 at Boston when he was charged with the



loss, his fourth in five games... then posted a 4.09 ERA and held the opposition to a .184 batting average over his final 10 games before he was optioned to Sacramento July 7.

**SACRAMENTO:** Walked 13 and struck out 30 in 25.1 innings in his Triple-A debut... allowed just one home run... opponents batted .253, including .241 (13 for 54) by right-handed hitters and .273 (9 for 33) by left-handers... allowed a .350 batting average to hitters leading off an inning... yielded five of his 10 runs in the fifth inning, as he posted a 2.08 ERA over the first four innings and a 12.27 ERA in the fifth... had made just two professional relief appearances before being used mostly as a reliever during his stay with Oakland... returned to the starters role with Sacramento, but never pitched more than 5.0 innings as he built up his pitch count... held the opposition to one run or less in four of his first five starts... including consecutive starts of 5.0 shutout innings of two-hit ball on both July 21 at Colorado Springs (2 bb, 7 so) and July 26 at Tacoma (3 bb, 8 so)... had a 2.21 ERA over his first five starts and then allowed five runs on eight hits in 5.0 innings Aug. 6 at Albuquerque... notched the win in that game, but it would be his final start of the season... was placed on the disabled list Aug. 10 with a strained right elbow.

## CAREER

**2009**—Began his first full professional season at Single-A Stockton but earned a late season promotion to Double-A Midland and combined for a 10-10 record and a 4.09 ERA in 27 games, all starts... tied for fifth in the A's farm system in wins (10) and ranked seventh in ERA (4.09), strikeouts (113) and innings (136.1)... allowed a .233 opponents batting average, including .224 against right-handed hitters and .245 against left-handers... had a 1.38 strikeout to walk ratio (36 so, 26 bb) against lefties and 2.85 against righties (77 so, 27 bb)... opponents hit .216 with runners in scoring position and were 10 for 59 (.169) with RISP and two outs... compiled a 2.73 ERA over the first three innings of a game and a 5.97 ERA from the fourth inning on... tossed six or more innings in just eight of his 27 starts, allowed two runs or fewer 14 times and walked two batters or fewer 18 times... was named as the A's number six prospect by *Baseball America* following the season and was also tabbed as having the Best Slider... went 5-6 with a 4.17 ERA in 18 starts with Stockton... was 0-2 with a 4.40 ERA over his first three starts before being placed on the disabled list April 27 with a strained right shoulder... was reinstated May 5 and had no decisions and a 3.38 ERA in five starts in May... lost each of his first two starts in June to extend his season-opening losing streak to four games... picked up his first professional win June 12 at Visalia (5.2 ip, 3 h, 3 r, 3 er, 3 bb, 7 so)... compiled a season best four-game winning streak from June 30 to July 16 (2.19 ERA)... struck out a season high eight in 5.2 innings and combined on a three-hit shutout in a 5-0 win over Bakersfield, July 10... matched his strikeout best two starts later in his final Single-A start at Lancaster, July 21... was promoted to Midland the next day and posted a 5-4 record and a 3.96 ERA in nine starts with the RockHounds... tossed his first career complete game in his second Double-A start, a seven-inning seven-hitter in the first game of a doubleheader against Corpus Christi Aug. 1... however, was the losing pitcher in the RockHounds 4-0 loss... went 2-3 with a 6.33 ERA over his first five starts... then did not allow a run in three of his final four regular season starts, going 3-1 with a 1.17 ERA... made two postseason starts for the RockHounds and had a win and a 1.46 ERA... struck out 19 and walked just three in 12.1 innings.

**2008**—Was selected by the A's in the second round of the draft and was assigned to Single-A Kane County... went 0-1 with a 4.66 ERA in six games, four starts, for the Cougars... held the opposition to a .219 batting average, including .208 against right-handed hitters and .240 against lefties... allowed his only home run to a left-handed hitter and issued just one of his five walks against righties... opponents hit .186 with the bases empty and .267 with runners on... however, they were 0 for 7 with runners in scoring position and two outs... pitched 2.0 scoreless and hitless innings of relief and struck out two in his professional debut June 24 at Quad Cities... then had a no decision in his first starting assignment June 28 at Peoria (3.0 ip, 2 h, 1 r, 1 er, 3 so)... had a 1.80 ERA in two outings before he was placed on the disabled list June 29 with a strained right shoulder... was reinstated from the DL Aug. 13 and was 0-1 with a 5.65 ERA in four games, three starts, following his return... struck out a season high seven in 3.2 innings Aug. 24 at Clinton, but was the losing pitcher in the Cougars 3-1 loss.

## PERSONAL/MISCELLANEOUS

Tyson William Ross was originally signed by A's scout Jermaine Clark... graduated from Bishop O'Dowd (Oakland, CA) High School in 2005... was named North Coast Section Player of the Year as a senior after going 12-1 with a 0.71 ERA and 130 strikeouts... was a member of the USA Junior National

Team in 2004 and 2005...attended the University of California and was All-Pac-10 in 2007 and 2008... left Cal ranked third on the Bears' career strikeout list (271)...was part of the A's 2010 Community Caravan, which featured autograph sessions at a holiday party for Oakland elementary school children and an after school mentoring program and hosting a holiday shopping event for children from the Salvation Army Garden Center Shelter...supports various A's Community Fund events and initiatives.

### LIFETIME PITCHING RECORD

Year	Club	W	L	ERA	G	GS	CG	SHO	SV	IP	H	R	ER	HR	HB	BB	IBB	SO	WP	BK
2008	Kane County	0	1	4.66	6	4	0	0	0	19.1	16	11	10	1	2	5	0	16	1	0
2009	Stockton	5	6	4.17	18	18	0	0	0	86.1	78	49	40	10	8	33	1	82	5	0
	Midland	5	4	3.96	9	9	1	0	0	50.0	40	22	22	3	1	20	0	31	4	0
2010	OAKLAND	1	4	5.49	26	2	0	0	1	39.1	39	24	24	4	0	20	0	32	5	0
	Sacramento	2	1	3.55	6	6	0	0	0	25.1	22	10	10	1	4	13	0	30	1	0
<b>ML Totals</b>		<b>1</b>	<b>4</b>	<b>5.49</b>	<b>26</b>	<b>2</b>	<b>0</b>	<b>0</b>	<b>1</b>	<b>39.1</b>	<b>39</b>	<b>24</b>	<b>24</b>	<b>4</b>	<b>0</b>	<b>20</b>	<b>0</b>	<b>32</b>	<b>5</b>	<b>0</b>

### CAREER TRANSACTIONS

**2008** — Selected by the Oakland Athletics organization in the 2nd round of the First-Year Player Draft.

## VS. THE AMERICAN LEAGUE

2010		CAREER												
ERA	W	L	S	G	IP	ER	vs. TEAM	ERA	W	L	S	G	IP	ER
11.12	0	1	0	5	5.2	7	Baltimore	11.12	0	1	0	5	5.2	7
54.00	0	1	0	2	0.1	2	Boston	54.00	0	1	0	2	0.1	2
—	0	0	0	0	0.0	0	Chicago	—	0	0	0	0	0.0	0
0.00	0	0	0	1	2.0	0	Cleveland	0.00	0	0	0	1	2.0	0
6.75	0	1	0	1	4.0	3	Detroit	6.75	0	1	0	1	4.0	3
—	0	0	0	0	0.0	0	Kansas City	—	0	0	0	0	0.0	0
4.70	0	1	1	3	7.2	4	Los Angeles	4.70	0	1	1	3	7.2	4
13.50	0	0	0	2	0.2	1	Minnesota	13.50	0	0	0	2	0.2	1
2.45	0	0	0	2	3.2	1	New York	2.45	0	0	0	2	3.2	1
—	0	0	0	0	0.0	0	Oakland	—	0	0	0	0	0.0	0
0.00	0	0	0	1	2.1	0	Seattle	0.00	0	0	0	1	2.1	0
27.00	0	0	0	1	0.2	2	Tampa Bay	27.00	0	0	0	1	0.2	2
1.50	1	0	0	3	6.0	1	Texas	1.50	1	0	0	3	6.0	1
27.00	0	0	0	1	0.1	1	Toronto	27.00	0	0	0	1	0.1	1

## VS. THE NATIONAL LEAGUE

2010		CAREER												
ERA	W	L	S	G	IP	ER	vs. TEAM	ERA	W	L	S	G	IP	ER
0.00	0	0	0	1	2.0	0	Chicago	0.00	0	0	0	1	2.0	0
0.00	0	0	0	1	2.0	0	Cincinnati	0.00	0	0	0	1	2.0	0
0.00	0	0	0	1	1.0	0	St. Louis	0.00	0	0	0	1	1.0	0
18.00	0	0	0	1	1.0	2	San Francisco	18.00	0	0	0	1	1.0	2

## MONTHLY BREAKDOWN

2010		CAREER												
ERA	W	L	S	G	IP	ER	by MONTH	ERA	W	L	S	G	IP	ER
3.55	0	0	1	7	12.2	5	April	3.55	0	0	1	7	12.2	5
6.89	1	3	0	8	15.2	12	May	6.89	1	3	0	8	15.2	12
7.00	0	1	0	10	9.0	7	June	7.00	0	1	0	10	9.0	7
0.00	0	0	0	1	2.0	0	July	0.00	0	0	0	1	2.0	0
—	0	0	0	0	0.0	0	August	—	0	0	0	0	0.0	0
—	0	0	0	0	0.0	0	September	—	0	0	0	0	0.0	0

## PITCHING BREAKDOWN

2010		CAREER												
ERA	W	L	S	G	IP	ER	by CATEGORY	ERA	W	L	S	G	IP	ER
2.49	0	1	0	13	21.2	6	Home	2.49	0	1	0	13	21.2	6
9.17	1	3	1	13	17.2	18	Road	9.17	1	3	1	13	17.2	18
5.23	0	1	1	6	10.1	6	Day	5.23	0	1	1	6	10.1	6
5.59	1	3	0	20	29.0	18	Night	5.59	1	3	0	20	29.0	18
5.49	1	4	1	26	39.1	24	Pre-ASG	5.49	1	4	1	26	39.1	24
—	0	0	0	0	0.0	0	Post-ASG	—	0	0	0	0	0.0	0
7.04	0	2	0	2	7.2	6	Starter	7.04	0	2	0	2	7.2	6
5.12	1	2	1	24	31.2	18	Reliever	5.12	1	2	1	24	31.2	18

## ROSS' 2010 STARTS

Date	Opponent	Score	Dec	ERA*	IP	H	R	ER	BB	SO	HR	#PIT
May 15	at Los Angeles (AL)	3-12	L	3.97	3.2	3	3	3	0	3	1	62
May 20	Detroit	2-5	L	4.39	4.0	7	3	3	1	4	0	78

\*indicates overall ERA

## BALLPARK BREAKDOWN

	ERA	W	L	S	G	IP	ER
Angel Stadium	5.40	0	1	1	2	6.2	4
AT&T Park	18.00	0	0	0	1	1.0	2
Ballpark in Arlington	3.00	1	0	0	1	3.0	1
Busch Stadium	0.00	0	0	0	1	1.0	0
Camden Yards	20.25	0	1	0	3	2.2	6
Fenway Park	54.00	0	1	0	2	0.1	2
Oakland Coliseum	2.49	0	1	0	13	21.2	6
Rogers Centre	27.00	0	0	0	1	0.1	1
Tropicana Field	27.00	0	0	0	1	0.2	2
Wrigley Field	0.00	0	0	0	1	2.0	0

## FIELDING STATISTICS

### Pitcher

Year	Pct.	G	PO	A	E	TC	DP
2010	1.000	26	2	8	0	10	0
<b>Totals</b>	<b>1.000</b>	<b>26</b>	<b>2</b>	<b>8</b>	<b>0</b>	<b>10</b>	<b>0</b>

## ROSS' CAREER BESTS

Low Hit Complete Game: None

Innings Pitched: 4.0, May 20, 2010 vs. Detroit. As reliever: 3.0 (twice), last: May 11, 2010 at Texas

Strikeouts: 4, May 20, 2010 vs. Detroit. As reliever: 3 (twice), last: June 16, 2010 at Chicago (NL)

Longest Winning Streak: 1, May 11, 2010

Longest Losing Streak: 4, May 15, 2010 to present

Longest Scoreless Streak: 5.0 (twice), June 16 to 22, 2010

**INFIELDER****Height/Weight:** 5-10 / 188**Bats/Throws:** Left / Right**Birthdate:** May 22, 1986**Opening Day Age:** 24**Birthplace/Resides:** Phoenix, Arizona / Phoenix, Arizona**Major League Service:** 20 days**Obtained:** Acquired from the San Diego Padres with Kevin Kouzmanoff for Scott Hairston and Aaron Cunningham, January 16, 2010**Contract Status:** First year of a one-year contract through 2011.**CAREER HIGHLIGHTS**

Made his Major League debut in 2010 during a September call-up, going 3 for 7 (.429) in four games with Oakland...was acquired by the A's in the Kevin Kouzmanoff trade in January, 2010 and hit .300 with Sacramento...now has a .295 average (506 for 1718) with 106 doubles and 285 runs scored in 441 games in four minor league seasons...also has 237 walks for a .380 on-base percentage...was named to the California League Postseason All-Star team in 2008 after leading the league and tying for sixth in the minors with 42 doubles.

**2010 HIGHLIGHTS**

Spent the entire season with Triple-A Sacramento before he was brought up to Oakland following the conclusion of the River Cats' season Sept. 14...went 3-for-7 (.429) with two walks in four games with the A's...made his Major League debut Sept. 14 at Kansas City, walking as a pinch hitter for Mark Ellis in his first plate appearance in the fourth inning of an 11-3 A's loss...remained in the game at second base and singled off Dusty Hughes in the eighth inning for his first big league hit...struck out as a pinch hitter the next day against the Royals and did not play again until Sept. 22 against Chicago when he made his first start at second base (1-for-3)...all three of his defensive appearances came at second base...had a single and a walk Sept. 26 against Texas but did not play on the final road trip of the season.

**SACRAMENTO:** Spent the balance of the season at Triple-A Sacramento where he hit .300 with five home runs and 65 RBI in 137 games...added 75 walks to fuel a .391 on-base percentage...struck out just 68 times and has finished with fewer strikeouts than walks in each of his last three seasons...stole 14 bases, his third straight season in double figures...had career-highs in games, triples (6) and strikeouts...ranked fourth in the Pacific Coast League in walks and was fifth in games played...led Sacramento in games, hits (154) and walks, finished second in doubles (28) and total bases (209) and tied for second in triples...ranked third in the A's farm system in hits, fourth in batting, fifth in walks and on-base percentage, tied for sixth in triples, eighth in total bases (209) and tied for ninth in runs (82)...hit .303 against right-handed pitching and .291 against left-handers...had a .326 batting average with runners in scoring position...batted .324 with 21 of his 28 doubles on the road...hit .339 during the day but belted all five of his home runs at night...batted .350 in the first inning...committed 10 errors in 95 games as a second baseman for a .979 fielding percentage...also made four errors in 25 contests at shortstop (.968) but went errorless in 14 games as a third baseman...hit in every spot in the batting order except fourth...saw his most action hitting second, where he batted .337 in 62 games...got off to a slow start, hitting .164 over his first 17 games...then had a 12-game hitting streak from April 25 to May 8 (22-for-47, .468) to lift his average over .300 for the first time (.304)...followed the hitting streak with a season-long 0 for 19 skid...hit safely in 19 consecutive road games from May 14 to June 24 (31-for-76, .408), which was the longest road hitting streak in the PCL...went 4-for-5 May 30 at Reno, his first of two four-hit games...that was part of streak of five consecutive multiple hit games from May 27 to 31 (12-for-21, .571)...hit his first home run May 29, his 49th game of the season...batted .343 in May, his best month in 2010...hit safely in a season-high 17 consecutive games from June 5 to 24 (25-for-66, .379) to lift his batting average back over .300 (.309)...went 2-for-23 (.087) over his next six games but then had three straight three-hit games at Reno, July 5-7...had his lone two-steal game of the season, July 18 at Salt Lake...had a 10-game hitting streak from Aug. 2 to 11 (14-for-43, .326) and scored at least one run in each of the first nine games during that streak (12 runs total)...drove in a season-high four runs Aug. 22 at Salt Lake...his average slipped to .291 Aug. 30 but he went 12-for-26 (.462) over his final seven games to finish the year at .300...homered in back-to-back games, Sept. 2-3...was 4-for-6 with two doubles, a

home run and three RBI Sept. 3 at Colorado Springs...went 6-for-19 (.316) with seven runs, two RBI, five walks and two stolen bases in five postseason games for the River Cats.

## CAREER

**2009**—Made his Double-A debut at San Antonio and batted .293 with six home runs and 51 RBI in 117 games...ranked ninth in the Texas League in batting...led the Missions in runs (79) and sacrifice flies (7) and ranked second in doubles (25) and total bases (183)...had 58 walks and 47 strikeouts and his average of 11.28 plate appearances per strikeout was fourth best in the TL...batted .325 against right-handed pitchers and .214 against left-handers...hit .299 or better in four of the first five months of the season, with the exception being a .212 mark in 14 games in May...batted .340 when leading off an inning and .320 at home...appeared exclusively at second base on defense and led Texas League second basemen in games (107), total chances (516), putouts (223) and errors (15)...had a .971 fielding percentage...hit second 77 times but also batted leadoff 18 times and third 18 times...batted .311 with one home run and six RBI over his first 21 games before he was placed on the disabled list May 2 with a strained right groin...was reinstated from the DL May 15...compiled an 11-game hitting streak from May 29 to June 10 (17 for 42, .405), his first of three hitting streaks of 10 or more games...had his first of two four-RBI games against Corpus Christi, June 17...was named to the Texas League Midseason All-Star team and went 0 for 2 for the South All-Stars in the July 1 game at Frisco...matched his season high with an 11-game hitting streak from July 18 to 28 (18 for 49, .367)...had a two-homer game Aug. 20 at Springfield and belted a grand slam Aug. 24 at Arkansas...had his only four-hit game of the season in the contest against Springfield and matched his season high with four RBI against Arkansas...hit safely in 10 consecutive games from Aug. 26 to Sept. 4 (15 for 39, .385)...then went 5 for 16 (.313) with a triple and two RBI in four postseason games for the Missions.

**2008**—Was named to the California League Postseason All-Star team after batting .308 with 10 home runs and 87 RBI in 133 games for Lake Elsinore...led the CL in doubles (42), ranked second in at bats (536), hits (165), walks (79) and strikeouts per plate appearance (10.03), third in games, runs (97) and total bases (243), fourth in RBI and on-base percentage (.394) and ninth in batting...tied for sixth in all of minor league baseball in doubles...led the Storm in doubles, RBI and walks...batted .316 against left-handed pitching and .306 with nine of his 10 home runs against right-handers...hit eight of his 10 home runs on the road and nine came after the All-Star Break...led Cal League second baseman with a .973 fielding percentage, 110 games, 563 total chances, 200 putouts, 348 assists and 58 double plays...also appeared in one game at third base...saw most of his action with 96 games in the three spot in the order...got off to a fast start, batting .388 with 15 doubles, 20 RBI, 23 walks and 24 runs scored in 27 games in April...added a .333 batting average in June and hit .344 with 15 doubles, four home runs and 26 RBI in 29 games in August...reached base safely via hit or walk in 30 consecutive games from April 6 to May 8...hit safely in a season high 16 consecutive games, Aug. 11 to 27...batted .414 (29 for 70) with 12 doubles and 19 RBI during the streak...that included a three-double game, Aug. 14 at Inland Empire, and his second four-hit game of the season, Aug. 16 at Inland Empire...then hit .467 (14 for 30) with 10 runs, three doubles, a triple, six RBI and four walks in seven postseason games for the Storm.

**2007**—Played for three different teams in his first season and batted a combined .251 with four home runs and 33 RBI in 54 games...was assigned to Single-A Eugene of the Northwest League after signing and hit .256 with two home runs and 18 RBI in 31 games...was transferred to Triple-A Portland July 7 and went 0 for 3 in one game before returning to the Emeralds July 9...moved up to Single-A Fort Wayne of the Midwest League Aug. 11 and hit .253 with two home runs and 15 RBI in 22 games with the Wizards...appeared in 42 games at second base and four at shortstop...hit his first professional home run July 25 against Tri-City and then belted a grand slam the next day against the Dust Devils.

## PERSONAL/MISCELLANEOUS

Eric Sidney Sogard was originally signed by San Diego scout Dave Lottsfeldt...was drafted by the Padres with Houston's second round pick as compensation for the loss of free agent Woody Williams...graduated from Thunderbird (Phoenix, AZ) High School...attended Arizona State University.

## LIFETIME PLAYING RECORD

Year	Club	AVG.	G	AB	R	H	2B	3B	HR	RBI	SH	SF	HP	BB	SO	SB	CS	SLG	OBP	E
2007	Eugene	.256	31	125	20	32	9	0	2	18	1	0	0	19	16	4	2	.376	.354	7
	Portland	.000	1	3	0	0	0	0	0	0	0	0	1	0	3	0	0	.000	.250	0
	Fort Wayne	.253	22	83	7	21	2	0	2	15	1	1	1	6	13	2	2	.349	.308	1
2008	Lake Elsinore	.308	133	536	97	165	42	3	10	87	0	6	1	79	62	16	7	.453	.394	15
2009	San Antonio	.293	117	457	79	134	25	3	6	51	6	7	2	58	47	10	6	.400	.370	15
2010	Sacramento	.300	137	514	82	154	28	6	5	65	1	3	4	75	68	14	9	.407	.391	14
	OAKLAND	.429	4	7	0	3	0	0	0	0	0	0	0	2	1	0	1	.429	.566	0
<b>ML Totals</b>		<b>.429</b>	<b>4</b>	<b>7</b>	<b>0</b>	<b>3</b>	<b>0</b>	<b>0</b>	<b>0</b>	<b>0</b>	<b>0</b>	<b>0</b>	<b>0</b>	<b>2</b>	<b>1</b>	<b>0</b>	<b>1</b>	<b>.429</b>	<b>.556</b>	<b>0</b>

## CAREER TRANSACTIONS

**2007** — Selected by the San Diego Padres organization in the 2nd round of the First-Year Player Draft. **2010** — Traded to the Oakland Athletics with infielder Kevin Kouzmanoff for outfielders Scott Hairston and Aaron Cunningham, January 16.

### VS. THE AMERICAN LEAGUE

2010		CAREER	
AVG.	AB	H	HR RBI
.333	3	1	0 0
.333	3	1	0 0
1.000	1	1	0 0

vs. TEAM		CAREER	
AVG.	AB	H	HR RBI
.333	3	1	0 0
.333	3	1	0 0
1.000	1	1	0 0

### BALLPARK BREAKDOWN

	AVG.	AB	H	HR	RBI
Kauffman Stadium	.333	3	1	0	0
Oakland Coliseum	.500	4	2	0	0

### FIELDING STATISTICS

**Second Base**

YEAR	PCT.	G	PO	A	E	TC	DP
2010	1.000	3	4	5	0	9	4
<b>Totals</b>	<b>1.000</b>	<b>3</b>	<b>4</b>	<b>5</b>	<b>0</b>	<b>9</b>	<b>4</b>

### MONTHLY BREAKDOWN

2010		CAREER	
AVG.	AB	H	HR RBI
.429	7	3	0 0

by MONTH		CAREER	
AVG.	AB	H	HR RBI
.429	7	3	0 0

### BATTING BREAKDOWN

2010		CAREER	
AVG.	AB	H	HR RBI
.500	4	2	0 0
.333	3	1	0 0
.500	4	2	0 0
.333	3	1	0 0
—	0	0	0 0
.429	7	3	0 0
1.000	2	2	0 0
.200	5	1	0 0
.000	2	0	0 0
—	0	0	0 0
.000	1	0	0 0
—	0	0	0 0

by CATEGORY		CAREER	
AVG.	AB	H	HR RBI
.500	4	2	0 0
.333	3	1	0 0
.500	4	2	0 0
.333	3	1	0 0
—	0	0	0 0
.429	7	3	0 0
1.000	2	2	0 0
.200	5	1	0 0
.000	2	0	0 0
—	0	0	0 0
.000	1	0	0 0
—	0	0	0 0

### SOGARD'S CAREER BESTS

**Hits:** 1 (three times), last: September 26, 2010 vs. Texas  
**Home Runs:** None  
**Runs Batted In:** None  
**Stolen Bases:** None  
**Hitting Streak:** 2, September 22, 2010 to present  
**Hitless Streak (At Bats):** 2, September 15 to 22, 2010  
**Grand Slams:** None.  
**Pinch-Hit Home Runs:** None.  
**Inside-The-Park Home Runs:** None.  
**Game Ending Home Runs:** None.  
**Lead Off Home Runs:** None.

## ROOKIE RULE

The Baseball Writers Association of America considers a player a rookie unless during the previous season or seasons he has (a) exceeded 130 at-bats or 50 innings pitched in the major leagues; or (b) accumulated more than 45 days on the active roster of a major league club (excluding military service), during the 25-player limit. The 25-player limit is in effect from Opening Day until August 31.

There are 11 rookies on the A's 40-man roster: Adrian Cardenas, Chris Carter, Bobby Cramer, Fautino De Los Santos, Josh Donaldson, Sean Doolittle, Pedro Figueroa, Trystan Magnuson, Guillermo Moscoso, Eric Sogard and Michael Taylor

**CATCHER****Height/Weight:** 5-11 / 196**Bats/Throws:** Right / Right**Birthdate:** October 4, 1983**Opening Day Age:** 27**Birthplace/Resides:** Wailuku, Hawaii / Torrance, California**Major League Service:** 3 years, 113 days**Obtained:** Selected in the 2nd round of the 2004 First-Year Player Draft**Contract Status:** Second year of a four-year contract through 2013 with a club option for 2014.**CAREER HIGHLIGHTS**

Completed his fourth Major League season in 2010...has started 445 of the A's 555 (80.2%) games behind the plate since Jason Kendall was traded July 16, 2007...his 389 starts over the last three seasons are second most among ML catchers to Kendall (398)...has 465 games caught in his career, which ranks fourth in Oakland history...has led the A's in RBI in each of the last two seasons and is just the second catcher in Athletics history to lead the club in RBI...had two pinch homers in 2008 and is 7 for 15 (.467) with a double, two home runs, six RBI, two walks and a hit by pitch in his career in the pinch...made his Major League debut with 68 games in 2007...named to the Texas League All-Star team in 2006 at Midland...played for United States in the All-Star Futures Game that year at Pittsburgh...was originally drafted by the A's in the second round of the 2004 draft...is the fourth Hawaiian born player to play for the Athletics, joining Shane Komine (2006), Ron Darling (1991-95) and Lenn Sakata (1986).

**2010 HIGHLIGHTS**

Continued to be one of the most durable catchers in the American League, tying for second among AL backstops with 121 starts, despite missing 19 games while on the disabled list and three on the bereavement list...has started 389 games at catcher over the last three seasons, which is second most in the majors behind Jason Kendall (398)...tied with Kevin Kouzmanoff for the team lead in RBI (71) and tied for second in home runs (13)...it marked the second consecutive season he led the club in RBI, as he became the first catcher in Athletics history to lead the team in RBI more than once...the only other time an A's catcher led the team in RBI was in 1944 (Frankie Hayes)...however, the RBI were second fewest by a team leader in Oakland history (Mitchell Page, 70 in 1978)...had career-highs in triples (2) and hit by pitches (12) but posted career lows with a .242 batting average, .303 on-base percentage and .366 slugging percentage...the batting average was ninth lowest in the AL and the on-base percentage was 10th lowest...ranked fourth in the AL in plate appearances per strikeout (11.10) and tied for fifth in hit by pitches and grounded into double plays (22)...in addition to RBI, he also led the team in hit by pitches, grounded into double plays and go-ahead RBI (21)...A's pitchers had a 3.27 ERA with him behind the plate, which was the lowest mark in the AL and third lowest in the majors...they had a 4.46 ERA with the other three catchers...ranked second among AL catchers in total chances (868) and putouts (825) and was third in games (123)...committed a career-high eight errors for a .991 fielding percentage, which ranked fourth lowest among the 14 AL qualifiers behind the plate...tossed out 10-of-76 (13.2%) attempted base stealers, which was the lowest percentage in Oakland history...the previous low was 15.1% by Jason Kendall in 2005...his caught stealing percentage was third lowest in the AL...has thrown out 50-of-281 (17.8%) in his career...ranked second among AL catchers in RBI (66) and tied for third in home runs (13)...the RBI were fourth best by a catcher in Oakland history...was batting .266 with 12 home runs and 46 RBI in 76 games over the first four months of the season...then hit .207 with one home run and 25 RBI over his final 55 games since Aug. 1...now has a .281 (305-for-1087) career average through July 31, .239 (172-for-721) from Aug. 1 through the end of the season...hit .213 against left-handed pitching and .253 with 11 of his 13 home runs against right-handers...now has a .228 (108-for-474) career average against lefties, compared to .277 (369-for-1334) against righties...was just

**MOST RBI AS A CATCHER\*, OAKLAND A'S**

96	Steinbach, 1996 (100)
83	Suzuki, 2009 (88)
78	Hernandez, 2003 (78)
66	Suzuki, 2010 (71)
64	Steinbach, 1995 (65)
64	Tenace, 1975 (87)

*\*Only includes RBI in games when catching. Number in parentheses is total RBI for that season.*

1-for-10 (.100) with the bases loaded...hit three home runs with an 0-2 count, which tied for the most in the majors...now has six career 0-2 homers...since pitch counts were tracked in 1988, only Mark McGwire and Miguel Tejada, with seven each, have more 0-2 homers as an Athletic...batted .241 against the National League but has a .315 (57-for-181) career average in interleague play...in addition to his 121 starts at catcher, he also hit .259 in seven starts at designated hitter and was 0-for-1 as a pinch hitter...hit .222 in 59 starts batting third and .272 with nine of his 13 home runs in 48 starts hitting clean-up...also batted fifth 21 times...had a .338 average with one out and .198 with zero or two outs.

**OAKLAND:** Made his third straight Opening Day start at catcher, April 5 against Seattle...committed two errors, the first two-error game of his career...had his seventh career walk-off hit April 7 against Seattle, a double...it was his third walk-off double, which ties Terrence Long for the most in Oakland history...hit a three-run home run in the first inning April 22 against New York, then grounded into a triple play in the sixth inning...it was the seventh triple play turned against the A's in Oakland history, the first since Geronimo Berroa hit into one May 14, 1994 at Kansas City...was batting .254 with four home runs and 11 RBI in 17 games when was placed on the 15-day disabled list April 30, retroactive to April 24, with an intercostal strain...it was his first career stint on the DL and it marked the first time over the last three years he has gone more than two consecutive games without starting at catcher...went 3-for-8 (.375) with four runs, two doubles, a home run, five RBI and two walks in three starts at catcher on a rehab assignment with Triple-A Sacramento from May 11 to 15...was reinstated from the DL May 16 and started each of the A's first 11 games at catcher following his return, matching the longest consecutive games started streak at catcher of his career (June 6-18, 2008 and July 21-Aug. 2, 2008)...started 11 straight behind the plate again from June 21 to July 3...drove in the winning run May 18 against Seattle with a RBI single in the bottom of the 10th inning...it was his second walk-off hit of the season and eighth of his career (three singles, three doubles, two home runs)...the eight walk-off hits are tied for third most in Oakland history...had a career best streak of four consecutive multiple hit games from June 1-4 (8-for-19, .421), including June 3 at Boston when he had his first career two-homer game...matched his career-high with four hits June 8 against Los Angeles and Aug. 28 at Texas and now has five career four-hit games...was placed on the bereavement list June 11, missing the three-game series at San Francisco before returning to action June 15...started 83 of the A's final 97 games at catcher but hit just .228 following his return...batted .292 with six home runs in June...the home runs tied for seventh in the AL and were his most ever in a month...is a .311 (88-for-283) career hitter in June with 13 home runs, both of those marks his best for any month of the season...agreed to terms on a four-year contract through the 2013 season with a club option for 2014, July 23...hit .128 (10 for 78) over a 22-game stretch from July 31 to Aug. 26, including a 0-for-22 streak from Aug. 19 to 26...the hitless streak was one short of his career-high (23, May 7-14, 2008)...batted .185 in August, which tied for third lowest in the AL and was the lowest one month average of his career...his previous low was .204 in July, 2007...homered in the final game of the season, Oct. 3 at Seattle, to snap a career long 56-game homerless streak...it was his first home run since July 28 at Texas.

## CAREER

**2009**—Led American League catchers in games started for the second consecutive season (132) and continued to improve offensively...had career-highs in runs (74), hits (156), doubles (37), home runs (15), RBI (88), stolen bases (8) and slugging percentage (.421)...led the A's in hits, doubles, RBI, slugging, hit by pitches (8), sacrifice flies (7), multiple RBI games (20) and go-ahead RBI (18)...became just the second catcher in Athletics history to lead the club in RBI...the other was Frankie Hayes, who had 78 RBI for Philadelphia in 1944...the last A's catcher to lead the team in doubles was Hal Smith of the 1957 Kansas City A's (26)...led the A's in hits for the second consecutive season but his slugging percentage was the lowest ever by an Oakland team leader at the time...struck out 59 times for an average of 10.41 plate appearances per strikeout...that was the sixth best ratio in the American League...however, walked just 28 times for an average of 21.93 plate appearances per walk, which was fifth highest in the AL...also tied for ninth in the AL in sacrifice flies and reaching base on an error (8)...in addition to games started, he also led AL catchers in innings (1173.1), putouts (923) and total chances (996)...tied for the lead in games (135), ranked second in assists (68) and was fourth in fielding percentage (.995)...the total chances were second most in Oakland history to Jason Kendall's record of 1044 in 2005 and the assists and fielding percentage were fourth best...however, tossed out just 17 of 98 (17.3%) attempted base stealers...was named as the third best defensive catcher in the AL in *Baseball America's* best tools survey...led AL catchers in doubles (34), RBI (83) and stolen bases (8), ranked second in runs (71) and third in hits (144)...the doubles were an Oakland record for a catcher, topping the previous mark of 31



set by Terry Steinbach in 1991...they were the most by an Athletics catcher since Mickey Cochrane had 35 in 1932...the RBI were second best by a catcher in Oakland history and the steals tied for third best...batted .311 on the road compared to .234 in Oakland...had 10 home runs and 51 RBI in 68 games after the All-Star Break...ranked eighth in the AL in post-break RBI...combined for a .333 batting average in the eighth and ninth innings...batted .230 with six of his 15 home runs with two strikes...was 1 for 4 (.250) with two walks, a hit by pitch and two RBI as a pinch hitter...started games at every spot in the order except ninth and saw his most action with 33 games in the five spot, where he hit .299...matched his career-high with four hits April 21 at New York...drove in a run in each of his first seven games against the Yankees, matching the Oakland record for consecutive games with a RBI against New York (Jose Canseco, Aug. 24, 1988-Aug. 30, 1989)...finished April with a .343 batting average, his best single month mark in 2009...was hitting .331 with 12 doubles over his first 30 games through May 15...struck out in the first inning May 19 at Tampa Bay, snapping a streak of nine games and 41 plate appearances without a strikeout...stole a career-high two bases June 10 against Minnesota to become the fourth catcher in Oakland history to steal two bases in a game, joining Jason Kendall (three times), Mike Heath (twice) and Mickey Tettleton (once)...went back-to-back games without starting for the only time June 11 and 12...had three assists in the fifth inning June 18 at Los Angeles (NL) and all were putouts to different players (first base, second base and shortstop)...not since 1976 had a catcher recorded three assists in an inning, with the putouts going to three different positions...the last catcher to do it was Atlanta's Vic Correll, also in the fifth inning against the Dodgers, Sept. 17, 1976...had a career-high 10-game hitting streak from July 1 to 12 (16 for 42, .381)...went a career-high 26 consecutive games without a walk from July 6 to Aug. 5...lined out as a pinch hitter July 30 against Boston, snapping a career-opening 21-game hitting streak against the Red Sox (29 for 83, .349)...it was the longest hitting streak in Oakland history against Boston...committed an error Aug. 2 against Toronto, snapping a career best 84-game errorless streak dating back to April 10...it was the sixth longest errorless streak by a catcher in Oakland history...made his first career start batting cleanup Aug. 19 against New York and was 1 for 4...had the game-ending RBI single in the bottom of the ninth inning Aug. 22 against Detroit...hit .264 in September, but had 24 RBI, which tied for third in the AL.

**2008**—In his first full season in the majors, he led American League catchers in games (141) and games started (136) while hitting a team leading .279 for the A's...that was the lowest batting average by an A's team leader since Jeff Burroughs hit .277 in 1982...also led the A's in hits (148), hit by pitches (11) and multiple hit games (36) while tying Jack Cust for the team lead in games played (148)...became the first catcher to top the club in games since Jeff Newman in 1979 (143) and his games played were the fewest by an A's team leader since Scott Spiezio led the club with 147 games in 1997...had the fewest hits by an A's team leader in a non-strike season since Rickey Henderson in 1982 (143)...tied for seventh in the AL in hit by pitches and tied for 10<sup>th</sup> in grounded into double plays (20)...batted .241 over his first 45 games through May 24, hit .358 over a 51-game stretch from May 25 to July 28 and finished the year by compiling a .237 average over his final 52 games...hit .291 with six of his seven home runs and 37 of his 42 RBI against right-handed pitching...batted .318 at home, which was the ninth best home batting average in Oakland history...was 1 for 13 (.077) with the bases loaded, the third lowest mark in the AL...was 5 for 8 (.625) with a double, two home runs and four RBI as a pinch hitter...tied for the AL lead in pinch home runs and tied for fifth in pinch hits...his batting average was the best among AL pinch hitters with five or more plate appearances...hit .389 with two home runs and 10 RBI in 15 interleague games...in addition to leading AL catchers in games and games started, he also ranked first in innings caught (1215.0), total chances (986) and putouts (927)...his putout total was second best in Athletics history by a catcher to the record of 986 set by Jason Kendall in 2005...his innings were third best in Oakland history...tossed out 16 of 71 (22.5%) attempted base stealers...started games at every spot in the batting order except clean-up...had his first career four-hit game April 14 at Chicago...was batting .327 over his first 16 games before being inserted into the leadoff spot in the order April 18...batted leadoff in each of his next 20 starts through May 13 and hit .200 over that span...had a career long 0 for 23 streak from May 7 to 14...was 4 for 5 with two doubles, a home run and five RBI June 20 against Florida...the RBI were a career high and he matched his best in hits (second time)...became the second catcher in Oakland history with four hits and five RBI in one game (Gene Tenace, Sept. 14, 1973 vs. Texas)...three of the five RBI gave the A's the lead, including his third career walk-off RBI, a double in the 11<sup>th</sup> inning...is the first Oakland Athletic to have three go-ahead RBI in one game since the stat was tracked beginning in 1974...finished June with a .370 batting average, which ranked third best in the American League...then hit .326 in July...connected for his first career pinch hit home run July 10 against Seattle...had the game-ending pinch hit home run Aug. 15 against Chicago...it was his second career walk-off home

## OAKLAND A'S MOST CAREER WALK-OFF HITS

14	Rickey Henderson
9	Carney Lansford
8	Kurt Suzuki
8	Marco Scutaro
7	Sal Bando
7	Miguel Tejada

run...the A's were 6-1 in games in which he homered...had the game-ending pinch hit double Aug. 28 against Minnesota, his second game-ending pinch hit of the season...is just the second player in Oakland history with two game-ending pinch hits in the same season (Frank Fernandez, 1970)...it was the second game-ending pinch hit double in Oakland history (Tommy Davis, April 10, 1971 vs. Kansas City)...missed consecutive games Sept. 23 and 24 at Texas following a collision at home plate Sept. 22...it marked the first time he went back-to-back games without a start since Jason Kendall was traded July 16, 2007.

**2007**—Made his Major League debut with Oakland in June and spent five weeks as the back-up to Jason Kendall before starting 56 of the A's final 70 games at catcher following the trade of Kendall July 16...made 61 starts total behind the plate...since 1988, the only Oakland rookie to start more games at catcher is A.J. Hinch, who started 109 games in 1998...batted .249 with seven home runs and 39 RBI in 68 games with the A's...hit .281 against right-handed pitching and .290 with runners in scoring position...five of his seven home runs came with runners on base (three two-run, one three-run and one grand slam)...batted .288 with five of his seven home runs in the seventh inning or later...hit .333 during the day...had six home runs from the nine spot in the order, which was third most in the American League...appeared in 66 games at catcher and tossed out 7 of 36 (19.4%) attempted base stealers...hit .185 over his first 21 games through July 28, .312 over his next 28 games through Sept. 2 and .212 over his final 19 games...was selected from Triple-A Sacramento June 10 and made his Major League debut June 12 at Houston...grounded out as a pinch hitter in his first at bat in the 10<sup>th</sup> inning...collected his first ML hit June 14 at Houston, a pinch hit single off Brian Moehler in the 11<sup>th</sup> inning of the A's 6-5 win...hit his first home run in his fourth game June 19 against Cincinnati, a solo shot off Todd Coffey in the eighth inning...had a 0 for 21 streak from July 2 to 20...caught Shane Komine July 17 against Texas to become the first Hawaiian born batter in Major League history...hit his first career walk-off home run Aug. 16 against Chicago, a three-run shot off Matt Thornton with two outs in the bottom of the 10<sup>th</sup> inning in an 8-5 win...hit his first career grand slam in the second inning Sept. 10 at Seattle...closed out the A's season with a walk-off single in the bottom of the ninth inning in the A's 3-2 win over Los Angeles Sept. 30...began the year at Sacramento where he batted .280 with three home runs and 27 RBI in 55 games...hit .344 against left-handed pitching and .327 on the road...tossed out 16 of 42 (38.1%) attempted base stealers...batted .306 over his first 32 games through May 11, went 5 for 39 (.128) over his next 10 games through May 23 and then hit .333 over his final 13 games.

**2006**—Spent the entire season at Double-A Midland where he batted .285 with seven home runs and 55 RBI in 99 games...named to the Texas League All-Star team...hit .382 against left-handers and .254 against right-handers...hit .330 with runners in scoring position and .356 with RISP and two outs...tossed out 33 of 70 attempted base stealers (47.1%), which was the second best mark in the Texas League...led all Texas League catchers in fielding percentage (.997) and games (91)...played for the United States in the All-Star Futures game July 9 at Pittsburgh and was 0 for 1...batted .362 over the first 18 games of the season and was hitting .287 at the end of May...hit .341 with two home runs and 17 RBI in 24 games in June to boost his average to .306...then batted .234 with one home run and 13 RBI over his last 30 games...went 3 for 5 with a home run and eight RBI June 22 at Tulsa...was named to the U.S. Olympic Qualifying team...suffered a bruised left wrist while playing for the U.S. team in Cuba and did not return to action with the RockHounds.

**2005**—Spent his first full professional season with Single-A Stockton and batted .277 with 12 home runs and 65 RBI in 114 games...added 63 walks for a .378 on-base percentage...made 104 appearances at catcher which led the California League...also topped CL catchers in total chances (947), putouts (882), errors (15) and passed balls (19)...tossed out 32 of 86 (37.2%) attempted base stealers...was a perfect 4 for 4 April 23 at Visalia...had two home runs and five RBI May 20 against Bakersfield...reached base safely in 27 consecutive games from June 1 to July 5...hit .286 over that span and added 20 walks for a .409 on-base percentage...had a grand slam June 17 against Rancho Cucamonga...homed in three straight games from Aug. 28 to 30...hit .222 with a home run and two RBI in two postseason games for Stockton...then played for the Arizona Fall League Champion Phoenix Desert Dogs and batted .342 with seven RBI in 13 games...added eight walks for a .447 on-base percentage.

**2004**—Batted .297 with three home runs and 31 RBI in 46 games in his professional debut at Single-A Vancouver of the Northwest League...added 18 walks and was hit by a pitch a team leading 12 times for a .394 on-base percentage...batted .323 with all three of his home runs and 27 of his 31 RBI against right-handers...hit .304 with runners in scoring position...appeared in 27 games at catcher where he committed just one error for a .995 fielding percentage...tossed out 4 of 24 (16.7%) attempted base stealers...began his professional career by hitting safely in each of his first 12 games from July 17 to 29...batted .362 during the streak with two home runs and eight RBI...went 0 for 13 with a walk in three postseason games for Vancouver.

## PERSONAL/MISCELLANEOUS

Kurt Kiyoshi Suzuki was signed by Randy Johnson... graduated from H.P. Baldwin HS (Wailuku, Maui, Hawaii) in 2001...majored in Kinesiology at Cal State Fullerton...won the Johnny Bench Award following the 2004 season, given annually to the nation's top collegiate catcher...was also an All-America selection by *Baseball America* and *Collegiate Baseball* and was named Big West Player of the Year after batting .413 with 16 HR and 87 RBI...led Fullerton to the College World Series championship as his two-out RBI single in the bottom of the seventh inning broke a 2-2 tie to lead the Titans to a 3-2 win over Texas in the championship game...along with his wife, Renee, raised over \$61,000 for the Jon Wilhite Recovery Fund, to help alleviate medical costs accrued by his friend and former Cal State Fullerton teammate who was injured in the tragic car accident that took the lives of Angels' pitcher Nick Adenhardt and three others in 2009...was named the co-recipient of the 2009 Dave Stewart Community Service Award which is given annually to an A's player for outstanding work in the community.

## LIFETIME PLAYING RECORD

Year	Club	AVG.	G	AB	R	H	2B	3B	HR	RBI	SH	SF	HP	BB	SO	SB	CS	SLG	OBP	E
2004	Vancouver	.297	46	175	27	52	10	3	3	31	3	3	12	18	26	0	1	.440	.394	1
2005	Stockton	.277	114	441	85	122	26	5	12	65	2	5	12	63	61	5	3	.440	.378	15
2006	Midland	.285	99	376	64	107	26	1	7	55	0	1	9	58	50	5	3	.415	.392	2
2007	Sacramento	.280	55	211	32	59	9	0	3	27	1	3	4	21	41	0	0	.365	.351	3
	OAKLAND	.249	68	213	27	53	13	0	7	39	3	5	3	24	39	0	0	.408	.327	2
2008	OAKLAND	.279	148	530	54	148	25	1	7	42	2	1	11	44	69	2	3	.370	.346	6
2009	OAKLAND	.274	147	570	74	156	37	1	15	88	1	7	8	28	59	8	2	.421	.313	5
2010	OAKLAND	.242	131	495	55	120	18	2	13	71	0	4	12	33	49	3	2	.366	.303	8
	Sacramento	.375	3	8	4	3	2	0	1	5	0	0	0	2	1	0	0	1.000	.500	0
<b>ML Totals</b>		<b>.264</b>	<b>494</b>	<b>1808</b>	<b>210</b>	<b>477</b>	<b>93</b>	<b>4</b>	<b>42</b>	<b>240</b>	<b>6</b>	<b>17</b>	<b>34</b>	<b>129</b>	<b>216</b>	<b>13</b>	<b>7</b>	<b>.389</b>	<b>.322</b>	<b>21</b>

## CAREER TRANSACTIONS

**2004** — Selected by the Oakland Athletics organization in the 2nd round of the First-Year Player Draft. **2010** — On disabled list, April 24 to May 15; included rehabilitation assignment to Sacramento, May 11 to 15.

## VS. THE AMERICAN LEAGUE

2010					CAREER					
AVG.	AB	H	HR	RBI	vs. TEAM	AVG.	AB	H	HR	RBI
.176	34	6	0	4	Baltimore	.222	81	18	1	10
.294	34	10	3	7	Boston	.331	118	39	4	13
.419	31	13	1	9	Chicago	.300	100	30	4	22
.154	26	4	1	2	Cleveland	.244	86	21	4	11
.158	19	3	0	2	Detroit	.286	98	28	1	14
.179	28	5	0	3	Kansas City	.237	93	22	1	7
.254	59	15	1	10	Los Angeles	.218	238	52	3	25
.250	32	8	0	3	Minnesota	.260	104	27	2	20
.273	33	9	2	6	New York	.352	91	32	4	17
—	0	0	0	0	Oakland	—	0	0	0	0
.234	77	18	2	10	Seattle	.233	232	54	5	29
.000	10	0	0	1	Tampa Bay	.284	88	25	1	13
.275	51	14	1	9	Texas	.266	203	54	4	30
.286	7	2	0	1	Toronto	.189	95	18	0	5

## VS. THE NATIONAL LEAGUE

2010					CAREER					
AVG.	AB	H	HR	RBI	vs. TEAM	AVG.	AB	H	HR	RBI
—	0	0	0	0	Arizona	.353	17	6	1	2
—	0	0	0	0	Atlanta	.125	8	1	0	0
.167	12	2	0	0	Chicago	.167	12	2	0	0
.167	12	2	0	0	Cincinnati	.200	15	3	1	1
—	0	0	0	0	Colorado	.385	13	5	1	3
—	0	0	0	0	Florida	.500	12	6	1	8
—	0	0	0	0	Houston	.500	2	1	0	0
—	0	0	0	0	Los Angeles	.308	13	4	0	1
—	0	0	0	0	Milwaukee	—	0	0	0	0
—	0	0	0	0	New York	—	0	0	0	0
—	0	0	0	0	Philadelphia	.286	7	2	0	0
.231	13	3	2	2	Pittsburgh	.231	13	3	2	2
.429	7	3	0	1	St. Louis	.455	11	5	0	1
—	0	0	0	0	San Diego	.400	10	4	0	2
.300	10	3	0	1	San Francisco	.313	48	15	2	4
—	0	0	0	0	Washington	—	0	0	0	0

## MONTHLY BREAKDOWN

2010					CAREER					
AVG.	AB	H	HR	RBI	by MONTH	AVG.	AB	H	HR	RBI
—	0	0	0	0	March	.375	8	3	0	0
.254	59	15	4	11	April	.293	215	63	5	27
.222	54	12	0	7	May	.229	253	58	2	21
.292	96	28	6	17	June	.311	283	88	13	47
.273	88	24	2	11	July	.284	328	93	5	39
.185	92	17	0	10	August	.233	361	84	10	44
.226	93	21	0	14	September	.242	335	81	6	60
.231	13	3	1	1	October	.280	25	7	1	2

## BATTING BREAKDOWN

2010					CAREER					
AVG.	AB	H	HR	RBI	by CATEGORY	AVG.	AB	H	HR	RBI
.263	259	68	8	46	Home	.267	900	240	25	135
.220	236	52	5	25	Road	.261	908	237	17	105
.218	142	31	6	24	Day	.266	473	126	15	72
.252	353	89	7	47	Night	.263	1335	351	27	168
.252	246	62	10	37	Pre-ASG	.278	893	248	21	105
.233	249	58	3	34	Post-ASG	.250	915	229	21	135
.213	127	27	2	21	vs. LHP	.228	474	108	12	63
.253	368	93	11	50	vs. RHP	.277	1334	369	30	177
.269	145	39	4	55	RISP	.284	496	141	14	197
.100	10	1	0	6	Bases Loaded	.240	50	12	1	41
.000	1	0	0	0	Pinch Hitter	.467	15	7	2	6
.259	27	7	0	5	Designated Hitter	.288	73	21	0	9

## BALLPARK BREAKDOWN

	AVG.	AB	H	HR	RBI
Angel Stadium	.239	113	27	1	12
AT&T Park	.313	16	5	1	1
Ballpark in Arlington	.245	98	24	1	13
Busch Stadium	.429	7	3	0	1
Camden Yards	.220	41	9	0	6
Chase Field	.500	8	4	1	2
Comerica Park	.265	49	13	0	2
Dodger Stadium	.308	13	4	0	1
Fenway Park	.344	61	21	4	11
Kauffman Stadium	.275	40	11	1	2
Metrodome	.214	28	6	2	7
Minute Maid Park	.500	2	1	0	0
Oakland Coliseum	.266	892	237	25	135
Old Yankee Stadium	.429	14	6	0	1
PETCO Park	.400	10	4	0	2
Progressive Field	.158	57	9	1	4
Rogers Centre	.191	47	9	0	2
Safeco Field	.221	131	29	3	15
Target Field	.211	19	4	0	2
Tokyo Dome	.375	8	3	0	0
Tropicana Field	.314	51	16	1	8
Turner Field	.125	8	1	0	0
U.S. Cellular Field	.286	49	14	0	5
Wrigley Field	.167	12	2	0	0
Yankee Stadium	.441	34	15	1	8

## FIELDING STATISTICS

Catcher									
YEAR	PCT.	G	PO	A	E	TC	DP	PB	
2007	.996	66	431	32	2	465	0	7	
2008	.994	141	927	53	6	986	4	5	
2009	.995	135	923	68	5	996	7	3	
2010	.991	123	825	35	8	868	5	7	
<b>Totals</b>	<b>.994</b>	<b>465</b>	<b>3106</b>	<b>188</b>	<b>21</b>	<b>3315</b>	<b>16</b>	<b>22</b>	

## SUZUKI'S CAREER BESTS

**Hits:** 4 (five times), last: August 28, 2010 at Texas  
**Home Runs:** 2, June 3, 2010 at Boston  
**Runs Batted In:** 5, June 20, 2008 vs. Florida  
**Stolen Bases:** 2, June 10, 2009 vs. Minnesota  
**Hitting Streak:** 10, July 1 to 12, 2009  
**Hitless Streak (At Bats):** 23, May 7 to 14, 2008  
**Grand Slams:** 1, September 10, 2007 at Seattle (Ramirez).  
**Pinch-Hit Home Runs:** 2, August 15, 2008 vs. Chicago-AL (Carrasco), July 10, 2008 vs. Seattle (Morrow).  
**Inside-The-Park Home Runs:** None.  
**Game Ending Home Runs:** 2, August 15, 2008 vs. Chicago-AL (Carrasco), August 16, 2007 vs. Chicago-AL (Thornton).  
**Lead Off Home Runs:** None.

**OUTFIELDER****Height/Weight:** 6-4 / 224**Bats/Throws:** Left / Left**Birthdate:** February 20, 1985**Opening Day Age:** 26**Birthplace/Resides:** Cedar Rapids, Iowa / Cedar Rapids, Iowa**Major League Service:** 3 years, 53 days**Obtained:** Acquired from the Chicago White Sox with Gio Gonzalez and Fautino De Los Santos in exchange for Nick Swisher, January 3, 2008**Contract Status:** First year of a one-year contract through 2011.**CAREER HIGHLIGHTS**

Improved his batting average for the third consecutive season in 2010...has a .291 average in 331 games with the A's over the last three seasons...hit .294 in 2010 after batting a team-leading .293 in 134 games in 2009...made his Major League debut with Chicago (AL) in 2006 and hit .213 in 33 games over two seasons with the White Sox...had an Oakland record-tying three doubles on Sept. 4, 2008 and Sept. 14, 2009...was ranked by *Baseball America* as the No. 1 Prospect in the Sox organization entering the 2007 season, the No. 3 Prospect prior to 2006, the No. 2 Prospect in 2005 and the No. 4 Prospect in 2004...was originally a second round pick out of high school by the White Sox in the 2003 draft...was named Louisville Slugger National Player of the Year at Xavier High School in Cedar Rapids, Iowa.

**LONGEST ERRORLESS STREAK,  
OAKLAND OUTFIELDER**

- 165 Jermaine Dye, September 25, 2002 to August 6, 2004
- 162 Travis Buck, April 2, 2007 to August 21, 2010\*
- 162 Stan Javier, June 26, 1994 to October 1, 1995\*
- 126 Johnny Damon, May 4, 2001 to October 7, 2001\*
- 120 Dave Henderson, May 16, 1991 to September 29, 1992
- 117 Ryan Sweeney, August 17, 2009 to present**

\*indicates end of Oakland career

**2010 HIGHLIGHTS**

Was batting a team-leading .294 with one home run and 36 RBI in 82 games when he was placed on the 15-day disabled list after the All-Star Break with right patella tendinitis...had surgery July 30 and missed the remainder of the season...his batting average has improved each of his three seasons with Oakland as he hit .286 in 2008 and .293 in 2009...walked 24 times and his .342 on-base percentage was his lowest in three seasons with the A's...batted .307 (73-for-238) against right-handed pitching, .246 (16-for-65) against left-handers...now has a .298 (290-for-973) career average against righties with 12 of his 13 home runs, compared to .245 (68-for-278) against lefties...hit .321 with his only home run and 26 of his 36 RBI at home, compared to .261 on the road...batted .298 with runners in scoring position but was 6-for-31 (.194) with RISP and two outs...hit .375 when leading off an inning...had a .188 batting average with two outs but .347 with fewer than two outs...hit .214 in interleague play, .312 against the American League, including .337 against AL West competition...had a .309 batting average in the seventh inning or later, including .476 in the ninth inning...batted .248 against a pitcher the first time he saw him in a game, .340 after that...started 76 games in right field and one in center field...did not commit an error in 81 games overall in the outfield...now has a 117-game errorless streak dating back to his last miscue Aug. 15, 2009...that is the sixth longest errorless streak by an outfielder in Oakland history...the longest errorless streak of his career is a career-opening 123-game streak...was also 2-for-2 with two walks as a pinch hitter after entering the season 0-for-14 in the pinch...tied for the team lead with 59 starts batting third, hitting .283 in those games.

**OAKLAND:** Was the A's Opening Day starter in right field April 5 against Seattle...it was his third consecutive Opening Day start for the A's...the previous two were in center field...grounded into two double plays, tying the Oakland Opening Day record set by Scott Hatteberg in 2002 and matched the same night by Kevin Kouzmanoff...began the season with a career-high tying 13-game hitting streak (16-for-50, .320)...it tied for the second longest season-opening hitting streak in Oakland history and his fourth career hitting streak of 10 or more games...reached base safely in each of his first 23 games, which tied for the sixth longest season-opening streak in Oakland history...it matched his career-high (Aug. 30-Sept. 26, 2009)...had his first career walk-off hit April 17 against Baltimore, a two-run single

in the A's 4-3 win...had a career-high five RBI May 4 against Texas when he hit his only home run of the season...that snapped a 51-game homerless streak dating back to his last home run Aug. 27, 2009 at Los Angeles...at the time, it was the longest homerless streak of his career but he finished the season with a 54-game streak...has hit just one home run over his last 108 games...reached base safely in 37 consecutive home games from Aug. 14, 2009 to May 4, 2010...that tied for the second longest such streak in Oakland history...matched his career-high with four hits May 18 against Seattle...finished May with a .316 batting average, his best mark in 2010...had back-to-back three-hit games June 7-8 against Los Angeles to lift his batting average to a season-high .324...then went 6-for-42 (.143) over his next 13 games through June 22...had his second four-hit game of the season and fifth of his career July 1 at Baltimore to inch his average back over .300 (.303)...then went 6-for-29 (.207) over his final eight games...was placed on the 15-day disabled list, July 19 retroactive to July 12, with right patella tendinitis and was transferred to the 60-day DL July 30 when he underwent season-ending surgery...it was his fourth career stint on the DL.

## CAREER

**2009**—The 24-year old outfielder batted a team-leading .293 with 53 RBI in 134 games in his second full season...the batting average is fifth best in Oakland history by a player younger than 25 years of age...finished second on the club with 31 doubles but had just six home runs...averaged 80.67 at-bats per home run, which ranked fourth highest in the American League...hit .326 with 23 of his 31 doubles on the road...had the sixth best road batting average in the AL and tied for fifth in doubles...also hit four of his six home runs on the road and slugged .469 in away games, compared to .336 in Oakland...batted .319 with 20 doubles after the All-Star Break...had the 10<sup>th</sup> best batting average in the AL after the break and tied for eighth in doubles...hit .301 with five of his six home runs and 46 of his 53 RBI against right-handed pitching...his home run June 29 off Detroit's Fu-Te Ni is the only one of his 13 career home runs off a southpaw...batted .314 in the seventh inning and later...hit .325 in interleague play...batted .314 when leading off an inning...his average slipped to .258 with runners in scoring position, including .220 with RISP and two outs...started a team-leading 63 games in right field but also made 53 starts in center field and five in left field for a team-leading 121 starts in the outfield overall...had 11 assists, which tied for fourth among AL outfielders...the breakdown included five assists in right field, four in center field and two in left field...hit .341 in 85 games overall while playing right field and .246 in 57 games in center field...started games at every spot in the order except second, fourth and ninth...compiled a season-best 12-game hitting streak from April 18 to May 3 (17 for 56, .304)...was batting .246 in 49 games when he was placed on the 15-day disabled list June 8, retroactive to June 3, with a sprained left knee...was reinstated June 18 and hit .324 in 85 games following his return...had the seventh-best batting average in the AL from June 18 through the end of the season...homered June 29 against Detroit to snap a 32-game homerless streak and then went another 31 games before his next home run, giving him one home run over a 64-game span from May 9 to Aug. 6...walked July 24 at New York to snap a 27-game streak without a walk...that was the longest such streak by an Athletic since Miguel Tejada had a 29-game streak from May 29 to June 29, 2001...however, batted .311 during the streak...homered twice in a three-game series at Kansas City, Aug. 7 to 9, to start a season-ending stretch where he collected 21 extra base hits (16 doubles, two triples, three home runs) over his final 44 games...had just 11 extra base hits over his previous 64 contests...reached base safely via hit or walk in an A's season-high 23 consecutive games from Aug. 30 to Sept. 26...hit .367 (33 for 90) with 10 doubles and 10 walks (.427 on-base percentage) during the streak...matched his career-high with four hits Sept. 8 at Chicago (third time)...tied an Oakland record with three doubles Sept. 14 at Texas...hit .360 with 19 runs scored, 10 doubles and 16 RBI in 22 games in September...tied for second in the AL in doubles in September and ranked sixth in batting...his batting average was the highest one-month batting average of his career.

**2008**—Batted .286 with five home runs and 45 RBI in 115 games in a season interrupted by two stints on the disabled list...ranked third among American League rookies in on-base percentage (.350), tied for fourth in multiple hit games (31) and fifth in batting and stolen bases (9)...his stolen bases were the most by an A's rookie since 1997 when Jason McDonald had 13 and Scott Spiezio had nine...had just one caught stealing and was successful in 90.0% of his attempts...missed 13 games while he was on the DL from May 29 to June 12 with a left toe contusion and 15 games during a DL stint from Aug. 13 to 27 with a sprained right thumb...also missed three games from June 27 to 29 with a sprained left ankle and three games from July 11 to 13 with a dislocated left pinkie...batted .307 with all five of his home runs against right-handed pitching...hit four of his five home runs on the road, four at night and four with the bases empty...batted .330 with runners in scoring position...started a team leading 102 games

in the outfield, including 54 in right field, 46 in center field and two in left field...committed just one error in 110 games overall in the outfield for a .996 fielding percentage, which ranked sixth among AL outfielders...had six assists, which tied for third among AL rookie outfielders...started games in every spot in the batting order...was on his first Opening Day roster and went 0 for 3 as the A's Opening Day starter in center field March 25 against Boston in Tokyo...had his first career four-hit game April 4 against Cleveland...stole the first base of his career April 25 at Seattle...had a career and A's season best 13-game hitting streak from May 19 to June 19...it was the second longest hitting streak by an AL rookie in 2008...hit .327 (17 for 52) during the streak, which was interrupted by his first stint on the DL...was batting .293 with two home runs and 22 RBI in 46 games when he was placed on the 15-day disabled list May 30 retroactive to May 29 with a left toe contusion...that included a .333 batting average in the month of May...had an eight-game rehab assignment with Triple-A Sacramento from June 5 to 12 and was reinstated from the DL June 13...hit .327 over his first 29 games following his return from the DL...had a 10-game hitting streak from July 10 to 28 (14 for 37, .378)...was placed on the 15-day DL for the second time Aug. 13 with a sprained right thumb...made a one-game rehab assignment with the A's affiliate in the Arizona Rookie League Aug. 27 and was reinstated from the DL Aug. 28...hit .284 in 27 games following his return...had three doubles in the second game of the doubleheader Sept. 4 at Kansas City to tie the Oakland record...committed the first error of his career Sept. 8 at Detroit in right field...began his career with a 123-game errorless streak, including 94 games with the A's...matched his career high with four hits Sept. 16 against Los Angeles.

**2007**—Batted .200 with one home run and five RBI in 15 games with the White Sox...made 11 appearances in left field and three in center field...was recalled from Triple-A Charlotte April 29...connected on his first Major League home run May 12 against Kansas City, a solo shot off Scott Elarton...was 1 for his last 16 (.063) before being optioned to Charlotte May 20...hit .270 with 10 home runs and 47 RBI in 105 games with the Knights...made 46 appearances in center field, 36 in right field and 29 in left field...did not commit an error and led International League outfielders with 13 assists...went 5 for 5 with a home run and three RBI May 25 against Ottawa...compiled an 11-game hitting streak from June 6-17, going 21 for 45 (.467)...connected for a grand slam July 16 against Buffalo...was on the disabled list from Aug. 2 to 9 with a sprained right wrist...had a 10-game hitting streak from Aug. 16-27 (12 for 36, .333)...was ranked by *Baseball America* as the No. 1 Prospect in the Sox organization entering the season...hit .286 with two doubles, a home run and 13 RBI with Phoenix of the Arizona Fall League following the season...participated in the AFL Rising Stars Showcase game and drove in the winning run with a single in the 10th inning.

**2006**—Hit .229 with five RBI in 18 games with the White Sox...his contract was selected from Triple-A Charlotte Sept. 1...made seven appearances in center field (three starts), six in right field (three starts) and six in left field...made his Major League debut as a defensive replacement in center field Sept. 1 at Kansas City...singled off Kason Gabbard in the sixth inning Sept. 5 at Boston for his first ML hit...picked up his first RBI Sept. 6 at Boston with a groundout...rated by *Baseball America* as the Best Hitter For Average and Best Defensive Outfielder in the White Sox organization following the season...was also tabbed by the same publication as the No. 5 Prospect in the International League...hit .296 with 13 home runs and 70 RBI with the Knights...ranked fourth in the organization in hits (133) and tied for fourth in RBI...was named the IL Batter of the Week for April 24-30...played in 14 games for LaGuaira in the Venezuelan Winter League, hitting .260 with one homer and seven RBI...was ranked by *Baseball America* entering the season as the No. 3 Prospect and Best Outfield Arm in the Sox organization.

**2005**—Batted .298 with 22 doubles, one home run and 47 RBI with Double-A Birmingham...ranked among the organizational leaders in average (6th) and triples (t-9th, 3)...hit his only home run Aug. 28 at Jacksonville (105th game)...was ranked by *Baseball America* as the No. 2 Prospect, Best Hitter for Average and Best Outfield Arm in the White Sox organization entering the campaign...also was cited as the No. 7 Prospect in the Carolina League by the same publication...was honored as the White Sox Midwest Player of the Year at the annual Pitch and Hit Club awards dinner in January 2005.

**2004**—Ranked among the organizational leaders in hits (3rd, 146) and runs scored (9th, 71) and finished second in the CL in hits at Winston-Salem...played in 14 games for Chicago in spring training, hitting .367 with three doubles and four RBI...was ranked by *Baseball America* as the No. 4 Prospect in the Sox organization entering the season.

**2003**—Hit a combined .327 between Advanced Rookie Bristol and Advanced Rookie Great Falls... recorded his first professional home run Aug. 21 vs. Kingsport...was cited by *Baseball America* as the Best Pure Hitter and Best Athlete (along with Brian Anderson) from the Sox 2003 draft class.

## PERSONAL/MISCELLANEOUS

Ryan Joseph Sweeney was recommended/signed by White Sox scouts Paul Provas and Nathan Durst... graduated from Xavier High School in Cedar Rapids, Iowa...was named Louisville Slugger National Player of the Year...was a First-Team All State selection in 2001-02...posted a 9-0 record with a 0.35 ERA with 82 strikeouts as a junior...committed to San Diego State University before signing with the White Sox...took part in the A's Caravan following the 2008 season, visiting Special Olympics, a health clinic, the San Jose Holiday Parade and the Fremont Toys for Tots drive.

## LIFETIME PLAYING RECORD

Year	Club	AVG.	G	AB	R	H	2B	3B	HR	RBI	SH	SF	HP	BB	SO	SB	CS	SLG	OBP	E
2003	Bristol	.313	19	67	11	21	3	0	2	5	1	0	1	7	10	3	0	.448	.387	4
	Great Falls	.353	10	34	0	12	2	0	0	4	0	0	0	2	3	0	2	.412	.389	1
2004	Winston-Salem	.283	134	515	71	146	22	3	7	66	3	2	7	40	65	8	6	.379	.342	7
2005	Birmingham	.298	113	429	64	128	22	3	1	47	7	5	7	35	53	6	6	.371	.357	3
2006	Charlotte	.296	118	449	64	133	25	3	13	70	3	2	3	35	73	7	7	.452	.350	3
	CHICAGO (AL)	.229	18	35	1	8	0	0	0	5	0	0	0	7	0	0	0	.229	.229	0
2007	Charlotte	.270	105	397	50	107	17	2	10	47	2	2	1	48	71	8	5	.398	.348	0
	CHICAGO (AL)	.200	15	45	5	9	3	0	1	5	0	0	4	5	0	1	0	.333	.265	0
2008	OAKLAND	.286	115	384	53	110	18	2	5	45	2	6	3	38	67	9	1	.383	.350	1
	Sacramento	.412	8	34	5	14	4	0	1	5	0	0	0	3	4	0	0	.618	.459	0
	AZL A's	.000	1	3	0	0	0	0	0	0	0	0	2	0	0	0	0	.000	.400	0
2009	OAKLAND	.293	134	484	68	142	31	3	6	53	2	5	3	40	67	6	5	.407	.348	3
2010	OAKLAND	.294	82	303	41	89	20	2	1	36	1	3	0	24	41	1	1	.383	.342	0
<b>ML Totals</b>		<b>.286</b>	<b>364</b>	<b>1251</b>	<b>168</b>	<b>358</b>	<b>72</b>	<b>7</b>	<b>13</b>	<b>144</b>	<b>5</b>	<b>14</b>	<b>6</b>	<b>106</b>	<b>187</b>	<b>16</b>	<b>8</b>	<b>.386</b>	<b>.341</b>	<b>4</b>

## CAREER TRANSACTIONS

**2003** — Selected by the Chicago White Sox organization in the 2nd round of the First-Year Player Draft. **2008** — Traded to the Oakland Athletics with pitchers Fautino De Los Santos and Gio Gonzalez for Nick Swisher, January 3. On disabled list, May 29 to June 12; included rehabilitation assignment to Sacramento, June 5 to 12. On disabled list, August 13 to 27, included rehabilitation assignment to Arizona (Rookie), August 27 to 28. **2009** — On disabled list, June 3 to 17. **2010** — On disabled list, July 12 to November 3.

## OAKLAND ATHLETICS 20 OR MORE HITS IN A GAME

Hits	Opponent	Date	Hits	Opponent	Date
29	at Texas	July 1, 1979	21	at Boston	July 28, 2009
25	at Boston	June 14, 1969	20	New York	June 12, 1971
24	at Cleveland	August 28, 1998	20	at Cleveland	August 3, 1980
24	Texas	September 30, 2000	20	Cleveland	August 24, 1981
24	San Francisco	June 26, 2005	20	at California	July 30, 1983
23	at Texas	May 10, 1973	20	at Texas	October 2, 1985
22	at Minnesota	April 27, 1980	20	at Minnesota	April 10, 1994
22	Cincinnati	June 9, 2004	20	at Kansas City	May 3, 2000
22	Minnesota	July 20, 2009	20	at Tampa Bay	September 15, 2000
21	at Baltimore	April 26, 1974	20	at Cleveland	August 2, 2001
21	at Seattle	April 13, 1990	20	at Los Angeles	May 1, 2008
21	at Detroit	August 15, 1998	20	at Chicago (AL)	September 8, 2009
21	at Kansas City	June 18, 2000			



## VS. THE AMERICAN LEAGUE

2010	CAREER				vs. TEAM	AVG.	AB	H	HR	RBI
	AVG.	AB	H	HR						
.424	33	14	0	8	Baltimore	.364	55	20	0	11
.624	11	4	0	1	Boston	.226	93	21	1	6
—	0	0	0	0	Chicago	.385	39	15	1	6
.292	24	7	0	3	Cleveland	.333	54	18	0	7
.150	20	3	0	2	Detroit	.273	77	21	2	7
—	0	0	0	0	Kansas City	.253	75	19	3	17
.326	46	15	0	4	Los Angeles	.345	145	50	1	16
.300	10	3	0	1	Minnesota	.288	73	21	0	6
.176	17	3	0	0	New York	.209	67	14	0	4
—	0	0	0	0	Oakland	1.000	1	1	0	0
.394	33	13	0	3	Seattle	.240	150	36	0	9
.350	20	7	0	2	Tampa Bay	.319	72	23	0	7
.273	22	6	1	6	Texas	.310	129	40	2	22
.182	11	2	0	0	Toronto	.250	68	17	2	9

## VS. THE NATIONAL LEAGUE

2010	CAREER				vs. TEAM	AVG.	AB	H	HR	RBI
	AVG.	AB	H	HR						
—	0	0	0	0	Arizona	.320	25	8	0	1
—	0	0	0	0	Atlanta	.444	9	4	1	3
.222	9	2	0	1	Chicago	.182	11	2	0	1
.111	9	1	0	1	Cincinnati	.111	9	1	0	1
—	0	0	0	0	Colorado	.444	9	4	0	1
—	0	0	0	0	Florida	.154	13	2	0	1
—	0	0	0	0	Houston	—	0	0	0	0
—	0	0	0	0	Los Angeles	.000	1	0	0	0
—	0	0	0	0	Milwaukee	—	0	0	0	0
—	0	0	0	0	New York	—	0	0	0	0
—	0	0	0	0	Philadelphia	.250	8	2	0	1
.273	11	3	0	1	Pittsburgh	.273	11	3	0	1
.200	10	2	0	1	St. Louis	.200	10	2	0	1
—	0	0	0	0	San Diego	.333	9	3	0	2
.235	17	4	0	2	San Francisco	.289	38	11	0	4
—	0	0	0	0	Washington	—	0	0	0	0

## MONTHLY BREAKDOWN

2010	CAREER				by MONTH	AVG.	AB	H	HR	RBI
	AVG.	AB	H	HR						
—	0	0	0	0	March	.000	3	0	0	0
.295	88	26	0	11	April	.275	236	65	1	27
.316	95	30	1	13	May	.277	296	82	5	39
.267	86	23	0	8	June	.296	179	53	1	18
.294	34	10	0	4	July	.298	191	57	1	20
—	0	0	0	0	August	.276	145	40	4	11
—	0	0	0	0	September	.306	196	60	1	29
—	0	0	0	0	October	.200	5	1	0	0

## BATTING BREAKDOWN

2010	CAREER				by CATEGORY	AVG.	AB	H	HR	RBI
	AVG.	AB	H	HR						
.321	165	53	1	26	Home	.274	598	164	5	66
.261	138	36	0	10	Road	.297	653	194	8	78
.273	88	24	0	13	Day	.275	389	107	2	48
.302	215	65	1	23	Night	.291	862	251	11	96
.294	303	89	1	36	Pre-ASG	.283	809	229	8	93
—	0	0	0	0	Post-ASG	.292	442	129	5	51
.246	65	16	0	6	vs. LHP	.245	278	68	1	20
.307	238	73	1	30	vs. RHP	.298	973	290	12	124
.298	84	25	0	32	RISP	.287	328	94	3	123
.250	8	2	0	6	Bases Loaded	.242	33	8	0	24
1.000	2	2	0	0	Pinch Hitter	.125	16	2	0	0
—	0	0	0	0	Designated Hitter	.000	1	0	0	0

## BALLPARK BREAKDOWN

	AVG.	AB	H	HR	RBI
Angel Stadium	.375	96	36	1	12
AT&T Park	.190	21	4	0	1
Ballpark in Arlington	.295	61	18	1	11
Busch Stadium	.200	10	2	0	1
Camden Yards	.359	39	14	0	6
Chase Field	.417	12	5	0	0
Comerica Park	.279	43	12	1	5
Dodger Stadium	.000	1	0	0	0
Fenway Park	.258	62	16	0	4
Kauffman Stadium	.250	24	6	2	7
Metrodome	.267	30	8	0	5
Oakland Coliseum	.286	567	162	4	63
Old Yankee Stadium	.417	12	5	0	4
PETCO Park	.333	9	3	0	2
Progressive Field	.261	23	6	0	1
Rogers Centre	.261	46	12	1	4
Safeco Field	.224	58	13	0	3
Tokyo Dome	.000	3	0	0	0
Tropicana Field	.333	36	12	0	3
Turner Field	.444	9	4	1	3
U.S. Cellular Field	.233	60	14	2	8
Wrigley Field	.182	11	2	0	1
Yankee Stadium	.222	18	4	0	0

## FIELDING STATISTICS

Outfield	YEAR	PCT.	G	PO	A	E	TC	DP
2007	1.000	14	25	1	0	26	1	
2008	.996	110	243	6	1	250	0	
2009	.991	132	319	11	3	333	2	
2010	1.000	81	149	4	0	153	1	
<b>Totals</b>	<b>.995</b>	<b>352</b>	<b>759</b>	<b>22</b>	<b>4</b>	<b>785</b>	<b>4</b>	

## SWEENEY'S CAREER HIGHS

**Hits:** 4 (five times), last: July 1, 2010 at Baltimore  
**Home Runs:** 1 (13 times), last: May 4, 2010 vs. Texas  
**Runs Batted In:** 5, May 4, 2010 vs. Texas  
**Stolen Bases:** 1 (16 times), last: June 26, 2010 vs. Pittsburgh  
**Hitting Streak:** 13 (twice), last: April 5 to 18, 2010  
**Hitless Streak (At Bats):** 14, April 20 to 27, 2008  
**Grand Slams:** None.  
**Pinch-Hit Home Runs:** None.  
**Inside-The-Park Home Runs:** None.  
**Game Ending Home Runs:** None.  
**Lead Off Home Runs:** None.

**OUTFIELDER****Height/Weight:** 6-5 / 256**Bats/Throws:** Right / Right**Birthdate:** December 19, 1985**Opening Day Age:** 25**Birthplace/Resides:** Cheverly, Maryland / Apopka, Florida**Major League Service:** None**Obtained:** Acquired from the Toronto Blue Jays for Brett Wallace, December 16, 2009**Contract Status:** First year of a one-year contract through 2011.**CAREER HIGHLIGHTS**

Was acquired by the A's Dec. 16, 2009 from Toronto after the Blue Jays acquired him in a three-team trade in which they sent Roy Halladay to Philadelphia and the Phillies sent Cliff Lee to Seattle...has a .301 (486 for 1617) batting average, 107 doubles, 15 triples, 51 home runs and 283 RBI in 441 games over four seasons in the minors...also has 60 stolen bases...was ranked 29th on *Baseball America's* Top 100 Prospects List prior to the start of the 2010 season...was named Eastern League Rookie of the Year in 2009...led the Phillies farm system in batting in 2008 (.346) and 2009 (.320)...had a pair of five-hit games in 2009, including Aug. 12 when he hit for the cycle.

**2010 HIGHLIGHTS**

Batted .272 with six home runs and 78 RBI in 127 games for Triple-A Sacramento in his first season in the Athletics organization...had career highs in runs (79), triples (6), walks (51) and strikeouts (92)...however, his batting average, home runs and RBI were the lowest of his three full seasons as were his .392 slugging percentage and .348 on-base percentage...ranked sixth in the A's farm system in RBI, tied for sixth in triples and was eighth in stolen bases (16)...grounded into 22 double plays, which led the Pacific Coast League...finished second with the River Cats in RBI and stolen bases and tied for second in triples...batted .275 (95 for 345) against right-handed pitching and .261 (31 for 119) against left-handers...compiled a .231 batting average with the bases empty and .310 with runners on, including .340 with runners in scoring position...was 5 for 10 (.500) with 14 RBI with the bases loaded...hit .223 with two home runs and 32 RBI over the first five innings of a game, .329 with four home runs and 46 RBI in the sixth inning or later...appeared in 95 games in right field, 20 in center field and 12 in left field...had 12 assists in 120 games overall in the outfield, but also made nine errors for a .961 fielding percentage...tied for the lead among PCL outfielders in double plays (5) and ranked third in assists...hit in every spot in the order except first and second and saw his most action with 36 games batting eighth and 32 hitting fifth...was 0 for 3 as a pinch hitter...ranked 29th on *Baseball America's* Top 100 Prospects List prior to the start of the season...was tabbed as the A's #10 prospect by the same magazine following the season...hit .278 with eight doubles, two home runs and 15 RBI in 30 games for Phoenix in the Arizona Fall League...led the AFL in games and hit by pitches (4).

**SACRAMENTO:** Had three straight two-hit games to start the season (6 for 12, .500)...stole a season-high three bases, April 18 against Reno...collected two triples, April 27 at Las Vegas to lift his batting average to .269 over his first 20 games...then went 8 for 47 (.170) over his next 13 games and was batting .232 overall when he was placed on the disabled list May 14 with a strained left calf...was reinstated May 29 and batted .286 with four home runs and 56 RBI over his final 94 games...had his first of three four-hit games, June 25 at Las Vegas...also had four hits July 15 at Salt Lake and Sept. 4 at Colorado Springs...had a season-best 17-game hitting streak from July 3 to 22...hit .373 (25 for 67) with 17 runs scored and 19 RBI during the streak...homered and drove in a season high five runs, July 19 at Colorado Springs...finished July with a .324 batting average, two home runs, 24 RBI, 19 runs and 15 walks, all his best single-month figures in 2010...then hit .238 with no home runs and 10 RBI in 30 games in August...scored a run in 10 consecutive games from Aug. 26 to Sept. 4 (14 runs total)...his batting average was at .259 at the conclusion of play Aug. 26, but he went 16 for 39 (.410) over his final 11 regular season games to finish the year at .272...went 3 for 19 (.158) with a double, home run and three RBI in five postseason games.

## CAREER

**2009**—Spent most of the season at Double-A Reading where he was named Eastern League Rookie of the Year after batting .333 with 15 home runs and 65 RBI in 86 games...was promoted to Triple-A Lehigh Valley July 16 and hit .282 with five home runs and 19 RBI in 30 games for the IronPigs...combined for a .320 average, 20 home runs and 84 RBI in 116 games overall...led the Phillies farm system in batting for the second consecutive season and also ranked second in home runs and third in RBI...had career highs in home runs and stolen bases...was successful in 21 of 26 (80.8%) stolen base attempts...was also named to the EL Postseason All-Star team and tied for the league lead with seven intentional walks...batted .338 against right-handed pitching and .279 against left-handers...had a .359 average with runners on base, including .356 with runners in scoring position...appeared in 67 games in left field and 38 in right field...also batted .405 with seven home runs and 22 RBI in 20 games at designated hitter...hit .324 in 88 games batting in the three spot...began the year at Reading and had his only two-homer game of the season April 23 against Bowie when he went 4 for 6 with three RBI...had a season-high five RBI April 30 against Altoona...drove in a run in eight consecutive games from May 20 to 26 (10 RBI total)...went 5 for 6 with a home run and four RBI, May 29 against New Hampshire...finished May with six home runs and 23 RBI in 27 games, his best one-month totals in 2009...then hit .369 with five home runs, 19 RBI and 12 walks (.445 on-base percentage) in 28 games in June...was named Eastern League Player of the Week for the week of June 1-7 after batting .462 (12 for 26)...belted a grand slam June 20 against Harrisburg to start a streak of three consecutive games with a home run...stole a season high three bases, July 7 at Akron...was named to the Eastern League Midseason All-Star team and played the entire game in right field, going 1 for 4 with a walk and a RBI...was promoted to Lehigh Valley the next day...hit for the only cycle in the International League in 2009 on Aug. 12 against Louisville...went 5 for 5 with a single, two doubles, triple, home run and four RBI...was named IL Player of the Week for the week of Aug. 10-16 after going 10 for 24 (.417) with two home runs and eight RBI in six games...was placed on the disabled list Aug. 24 with a strained right oblique and missed the remainder of the regular season...was reinstated from the DL Sept. 9 and transferred to Reading that day...went 3 for 12 (.250) with a RBI in three playoff games...was named as Philadelphia's third best prospect by *Baseball America* following the season and was honored as the A's second best prospect after being traded to Oakland Dec. 16...played for Obregon in the Mexican Winter League following the season and hit .308 with a home run and 11 RBI in 19 games.

**2008**—Played for the Phillies' two Single-A affiliates at Lakewood and Clearwater and combined to hit .346 with 39 doubles, 19 home runs and 88 RBI in 132 games...the batting average was third best among all Single-A hitters and was eighth highest among all full season minor leaguers...also tied for eighth in the minors in total bases (274) and tied for ninth in hits (170)...led the Phillies farm system in batting and RBI and tied for second in home runs...batted .366 with 18 of his 19 home runs and 71 of his 88 RBI against right-handed pitching...appeared in 92 games in left field and 26 in right field and had 18 assists...hit clean-up 75 times and third 37 times...began the season at Lakewood and batted .395 on the road for the BlueClaws...hit safely in 27 consecutive road games from April 24 to June 20...earned Phillies Minor League Player of the Month honors after hitting .354 in April...followed that up by batting .363 with seven home runs and 31 RBI in 27 games in May...was named South Atlantic League Player of the Week for the week of May 5-11...homered in all four of his games that week and batted .421 (8 for 19) with four home runs and 12 RBI...named to the SAL Midseason All-Star team but did not play in the game as he was promoted to Clearwater June 19...was leading the SAL in batting (.361) at the time of his promotion...had a season best 14-game hitting streak from June 5 to 20 (.380)...belted a grand slam, July 1 against Lakeland...hit safely in 11 consecutive games from Aug. 5 to 17 and batted .581 (25 for 43) with 11 doubles, three home runs, nine RBI and 10 multiple hit games during the streak...homered twice against Lakeland, Aug. 13...named Phillies Minor League Player of the Month for a second time in August after hitting .376 with 17 doubles, six home runs and 19 RBI in 28 games...played for Honolulu in the Hawaiian Winter League and hit .247 with two home runs and 10 RBI in 25 games...was named as the Phillies sixth best prospect by *Baseball America* following the season.

**2007**—Made his professional debut with Single-A Williamsport and batted .227 with six home runs and 33 RBI in 66 games...combined for a .179 batting average, two home runs and 17 RBI in 34 games in June and July and then hit .322 with four home runs and 14 RBI in 25 games in August...appeared in 47 games in left field and 13 in right field...had his first career two homer game and drove in five runs, July 1 at Jamestown...was named NYPL Batter of the Week for the week of Aug. 13-19 after going 8 for 14 (.571) with two doubles, two home runs and four RBI in four games.

## PERSONAL/MISCELLANEOUS

Michael D. Taylor...graduated from Apopka High School in 2004, earning First Team All-American honors from *USA Today* and *Collegiate Baseball*...attended Stanford University where he earned All-Pac-10 honors as a junior in 2007...hit .316 with 21 home runs and 126 RBI in 174 games in three seasons as a Cardinal.

### LIFETIME PLAYING RECORD

Year	Club	AVG.	G	AB	R	H	2B	3B	HR	RBI	SH	SF	HP	BB	SO	SB	CS	SLG	OBP	E
2007	Williamsport	.227	66	233	30	53	14	0	6	33	1	2	2	23	53	8	2	.365	.300	5
2008	Lakewood	.361	67	249	40	90	12	3	10	50	0	2	6	31	43	10	3	.554	.441	3
	Clearwater	.329	65	243	36	80	27	1	9	38	0	2	2	19	46	5	6	.560	.380	2
2009	Reading	.333	86	318	59	106	22	4	15	65	0	3	7	35	51	18	4	.569	.408	1
	Lehigh Valley	.282	30	110	15	31	6	1	5	19	0	3	2	13	19	3	1	.491	.359	2
2010	Sacramento	.272	127	464	79	126	26	6	6	78	0	3	5	51	92	16	5	.392	.348	9

### CAREER TRANSACTIONS

**2007** — Selected by the Philadelphia Phillies organization in the 5th round of the First-Year Player Draft. **2009** — Traded to the Toronto Blue Jays with pitcher Kyle Drabek and catcher Travis D'Arnaud in a three-team trade in which Toronto sent Roy Halladay to Philadelphia, Philadelphia sent Cliff Lee to Seattle and Seattle sent pitchers Phillippe Aumont and Juan Ramirez and outfielder Tyson Gillies to Philadelphia, December 16. Traded to the Oakland Athletics for infielder Brett Wallace, December 16.

### JIM "CATFISH" HUNTER AWARD

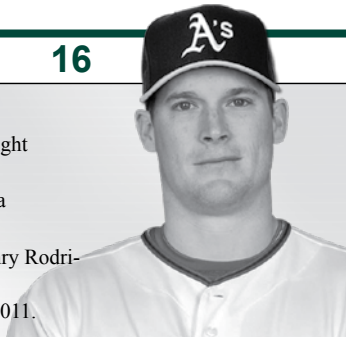
In 2004, the Oakland Athletics implemented the Jim "Catfish" Hunter Award, which is given annually to an A's player whose play on the field and conduct in the clubhouse best exemplifies the courageous, competitive and inspirational spirit demonstrated by the A's late Hall of Fame pitcher.

A native of Hertford, North Carolina, Hunter posted a 224-166 record to go along with a 3.26 ERA in his 15-year Major League career with the Kansas City/Oakland Athletics and New York Yankees. He holds Oakland's all-time career mark for wins (131) and won 20 or more games in five consecutive seasons (1971-75). In 1974, he won the American League's Cy Young Award after winning a career-high 25 games.

"Catfish" earned five World Series rings during his career and was 4-0 with one save in seven World Series appearances with the A's. An eight-time All-Star, he made his major league debut in 1965 with the Kansas City Athletics and did not miss a start until the 1977 season. He was inducted to the National Baseball Hall of Fame in 1987.

"Catfish" was diagnosed with amyotrophic lateral sclerosis (Lou Gehrig's Disease) in September of 1998 and died of complications from the disease on September 9, 1999 at the age of 53.

Winners of the Jim "Catfish" Hunter Award include Tim Hudson (2004), Mark Ellis (2005; 07), Jason Kendall (2006), Mike Sweeney (2008), Kurt Suzuki (2009) and Ben Sheets (2010).



**OUTFIELDER**

**Height/Weight:** 6-2 / 215      **Bats/Throws:** Right / Right  
**Birthdate:** February 17, 1979      **Opening Day Age:** 32  
**Birthplace/Resides:** Florence, Alabama / Florence, Alabama  
**Major League Service:** 5 years, 123 days  
**Obtained:** Acquired from the Washington Nationals for Henry Rodriguez and Corey Brown, December 16, 2010  
**Contract Status:** First year of a one-year contract through 2011.

**CAREER HIGHLIGHTS**

Has spent seven seasons in the majors with two teams...was originally drafted in the 17th round of the 2000 draft by Florida and played five seasons with the Marlins from 2004-08 before he was traded to Washington following the 2008 season...spent the last two seasons with the Nationals...has hit at least 15 home runs in each of the last five seasons...his on-base percentage has not decreased over the last five years, going from .356 in 2006 to a career-high .389 in 2010...hit two grand slams in the same game, July 27, 2009 at Milwaukee, tying the Nationals franchise record with eight RBI...was a *Baseball America* Double-A All-Star in 2004...was a Florida State League All-Star in back-to-back seasons (2002-03) and a Midwest League All-Star (2001).

**2010 HIGHLIGHTS**

Batted .268 with 16 home runs and 56 RBI in 114 games in a season that ended early following knee surgery in late August...had career highs in walks (67) and on-base percentage (.389) and matched his best in steals (8)...has improved his on-base percentage in each of the last four seasons...was a perfect 8-for-8 in stolen base attempts...hit .264 (73 for 276) against right-handed pitching and .277 (26 for 94) against left-handers...hit six of his 16 home runs off southpaws for a .500 slugging percentage...was batting .281 with 15 home runs and 46 RBI in 87 games before the All-Star Break but knee problems after the break limited him to a .225 average, one home run and 10 RBI in 27 games...batted .294 with 11 of his 16 home runs at home, .242 on the road...made a team-leading 105 starts in left field...committed just one error in 108 games overall in the outfield (.994 fielding percentage)...tied for second among National League left fielders with seven assists...also started two games at designated hitter and was 2 for 5 (.400) with a double, walk, hit by pitch and two RBI as a pinch hitter...hit fifth 103 times.

**WASHINGTON:** Was the Nationals' sixth Opening Day left fielder in as many years...hit his fifth career grand slam, a first-inning blast off Johan Santana, and drove in all five runs in a 5-2 win at New York (NL), April 11...collected the 500th hit of his career with a fourth-inning single off Yovani Gallardo, April 16...hit the game-tying solo homer in the seventh inning in a 5-4 win May 8 against Florida...one day later, he hit the game-winning solo shot in 3-2 decision over the Marlins...drove in at least one run in six consecutive games from May 22 to 28 and had four home runs and 11 RBI over that span...hit the game-ending solo home run off Cla Meredith in the 10th inning of a 4-3 win, May 23 against Baltimore...tied for second in the NL in home runs (7) and RBI (22) in May and hit .280 in 29 games...hit safely in a season-high seven consecutive games, June 3 to 10 (9 for 25, .360)...clubbed his 100th career home run June 22 against Kansas City, a solo shot off Anthony Lerew...added a pair of doubles in the game, a 4-3 Nationals win...in the midst of a Strasburg-Nolasco 0-0 pitchers duel, stroked an opposite-field three-run double in the sixth inning to trigger Washington's 4-0 win at Florida, July 16...was placed on the disabled list Aug. 16 with a left medial meniscus injury and had season-ending surgery Aug. 25...the surgery was performed by Dr. Wiemi Dougouih at Washington Hospital Center...was transferred to the 60-day DL Sept. 3.

**CAREER**

**2009**—Hit 24 home runs in his first season with Nationals...began the season on the bench, but earned consistent playing time by the beginning of May...posted a .367 on-base percentage and matched his personal best with a .496 slugging percentage...joined Adam Dunn (38 home runs) and Ryan Zimmerman (33) to form the Nationals' second trio of 20-homer teammates...made MLB history by becoming just the 13th big leaguer and third National League player to hit two grand slams in the same game, July

27 at Milwaukee...went deep off Jeff Suppan and Mark DiFelice in the Nationals' 14-6 win...had eight RBI to set a Nationals (2005-present) single-game record and match the franchise single-game mark...established a new Nationals record with five multi-homer games...tied for seventh in the NL with 12 hit by pitches...from May 5-July 12, hit .340 with 15 doubles, 11 homers and 24 RBI in 50 contests...missed a week in early June with an illness, then went on bereavement list for a week in mid-June...went 11-for-26 (.423) with three doubles, three homers, 11 RBI and five walks in six games and was named NL Co-Player of the Week for the period ending Aug. 2...went 4-for-4 with two homers and six RBI to trigger a 15-6 victory, Aug. 25 at Chicago (NL)...scored five runs in that game to match the Nationals (2005-present) single-game club mark...according to the Elias Sports Bureau, only five other players have gone 4-for-4 or better in a single game, yet posted more runs and more RBI than hits: Sean Casey (4-for-4, 6 RBI, 5 runs, May 19, 1999 at Colorado), Ken Griffey Jr. (4-for-4, 6 RBI, 5 runs, May 24, 1996 vs. New York-AL), George Foster (4-for-4, 7 RBI, 5 runs, April 25, 1977 at Atlanta), Rocky Colavito (4-for-4, 6 RBI, 5 runs, June 10, 1959 at Baltimore) and Lou Gehrig (4-for-4, 5 RBI, 5 runs, June 12, 1928 at Chicago-AL).

**2008**—Hit 15 long balls in 102 games in his final season with Florida, averaging a home run every 23.4 at-bats...was batting .341 with six home runs and 16 RBI in 25 games before missing 50 games due to a stint on the disabled list with a lower back strain...hit the first Opening Day homer of his career, March 31 against New York (NL) off Johan Santana...hit .409 with 4 home runs and 11 RBI during a career-best 12-game hitting streak, April 12-24...blasted two home runs, including a game-ending 10th-inning solo blast in a 6-5 win, June 30 against Washington...homered in four straight games for the first time in his career, Sept. 22-26.

**2007**—Had career highs with 75 runs, 32 doubles, 89 RBI, eight stolen bases and 144 games in his sophomore campaign...hit .345 with runners in scoring position, which ranked eighth in the National League...posted six RBI Aug. 23 at St. Louis...had 37 RBI after the sixth inning, which ranked fourth in the NL...hit two grand slams, including the first of his career Aug. 11 at New York (NL) off Guillermo Mota...hit Florida's only game-ending long ball of season May 10 against Los Angeles (NL)...laced the game-ending RBI single in the 10th inning July 1 against Florida and finished the game 5-for-5...posted a hit in six straight at-bats, June 30-July 1...doubled, tripled, homered and finished with four RBI, April 7 against Philadelphia...tied for eighth in the NL with a team-leading nine outfield assists.

**2006**—Fashioned a spectacular rookie campaign, hitting .277 with 28 doubles, 26 home runs, 74 RBI and 54 walks in 142 games with Florida...garnered Rookie of the Year consideration along with teammates Hanley Ramirez (winner), Dan Uggla and Josh Johnson and Scott Olsen...teamed with Uggla (27) and Mike Jacobs (20) to form the second trio of rookie teammates to hit 20 or more homers...the other trio was Gary Gaetti, Kent Hrbek and Tom Brunansky of the 1982 Twins...joined Uggla as only the second pair of rookie teammates to hit 25-plus home runs (Al Rosen and Luke Easter, 1950 Indians)...hit the game-ending two-run pinch hit home run, Aug. 1 against New York (NL)...endured a two-week stint on the disabled list with a sprained left hand...started two games at catcher.

**2005**—Dominated Triple-A for half of the season and was recalled by Florida in June...paced the Pacific Coast League with 19 home runs at time of promotion...hit .375 in September for the Marlins...spent two months on Florida's disabled list with a stress fracture in left forearm...with Albuquerque, hit .344 with six doubles, 12 home runs, 29 RBI and 20 walks in May and was named Florida's Organizational Player of the Month...was also Topps Minor League Player of the Month in May...earned PCL Player of the Week honors for the period ending June 12...hit .550 with three doubles, three home runs and eight RBI to earn the citation...was named a PCL Mid-Season All-Star and was selected to play in the XM Futures Game...however, his promotion to Florida precluded his participation in either contest.

**2004**—Hit 24 home runs for Carolina of the Double-A Southern League to earn his first taste of the big leagues...was recalled for the first time July 6 and made his Major League debut that night against Pittsburgh...went 2-for-2 with two walks in his second big league contest, July 7 against Pittsburgh...singled off Brian Meadows in the sixth inning for his first hit...blasted his first career homer, July 18 at Pittsburgh off Oliver Perez...following the season, was named a Double-A All-Star by *Baseball America* as a catcher.

**2003**—Was a Florida State League All-Star for the second consecutive season...hit 12 home runs in just 59 FSL contests...endured a couple of DL stints due to right knee inflammation...participated in the Arizona Fall League and hit .313 with three home runs and 11 RBI in 22 games with the Peoria Saguaros.

**2002**—Was a Single-A Florida State League All-Star with Jupiter and ranked among the FSL leaders in slugging (t-3rd, .487) and on-base percentage (t-5th, .394)...blasted 17 home runs or four more than the total posted in his first two professional seasons.

**2001**—With Kane County, earned Single-A Midwest League All-Star honors...stole a team-leading 24 bags in just 26 attempts (92.3%)...successfully swiped 23 consecutive bags from April 30-August 22.

**2000**—Began his professional career with a .400 on-base percentage thanks to 39 walks in 65 games with Utica of the short-season Single-A New York-Penn League.

## PERSONAL/MISCELLANEOUS

Joshua David Willingham was originally signed by Marlins scout Larry Keller...is a 1997 graduate of Mars Hill (AL) High...attended college at the University of North Alabama...played shortstop and was a two-time All-Gulf South Conference selection (1999, 2000) and a two-time American Baseball Coaches Association All American...was a career .424 hitter with 30 home runs and 70 stolen bases for the Lions...posted .535 and .715 career on-base and slugging percentages, respectively, during college days...led the Lions to the 1999 Division II College World Series and subsequently earned a spot on the Division II Baseball Championship Team All-Tournament Team...also in 1999, as a sophomore, was a First-Team Division II All-America...was a Second-Team All-America in 2000 as a junior...majored in biology.

## LIFETIME PLAYING RECORD

Year	Club	AVG.	G	AB	R	H	2B	3B	HR	RBI	SH	SF	HP	BB	SO	SB	CS	SLG	OBP	E
2000	Utica	.263	65	205	37	54	16	0	6	29	1	2	9	39	55	9	5	.429	.400	2
2001	Kane County	.259	97	320	57	83	20	2	7	36	0	4	13	53	85	24	2	.400	.382	15
2002	Jupiter	.274	107	376	72	103	21	4	17	69	0	2	13	63	88	18	5	.487	.394	9
2003	Jupiter	.264	59	193	46	51	17	1	12	34	0	3	9	46	42	9	2	.549	.422	2
	Carolina	.299	22	67	15	20	2	1	5	14	0	0	3	13	20	0	0	.582	.434	0
	GCL Marlins	.429	2	7	3	3	1	0	1	3	0	0	0	1	2	0	0	1.000	.500	0
2004	Carolina	.281	112	338	81	95	24	0	24	76	1	7	18	91	87	6	3	.565	.449	5
	FLORIDA	.200	12	25	2	5	0	0	1	1	0	0	0	4	8	0	0	.320	.310	1
2005	Albuquerque	.324	66	219	56	71	14	3	19	54	0	4	9	47	54	5	1	.676	.455	5
	FLORIDA	.304	16	23	3	7	1	0	0	4	1	0	2	2	5	0	0	.348	.407	0
	Jupiter	.222	2	9	1	2	1	0	0	1	0	0	1	0	2	0	0	.333	.300	0
2006	FLORIDA	.277	142	502	62	139	28	2	26	74	0	6	11	54	109	2	0	.496	.356	7
	Carolina	.250	2	8	0	2	0	0	0	0	0	0	0	0	3	0	0	.250	.250	0
2007	FLORIDA	.265	144	521	75	138	32	4	21	89	0	1	16	66	122	8	1	.463	.364	3
2008	FLORIDA	.254	102	351	54	89	21	5	15	51	1	2	14	48	82	3	2	.470	.364	0
	Carolina	.231	8	26	6	6	2	0	0	5	0	0	2	2	5	0	0	.308	.333	1
2009	WASHINGTON	.260	133	427	70	111	29	0	24	61	0	2	12	61	104	4	3	.496	.367	7
2010	WASHINGTON	.268	114	370	54	99	19	2	16	56	0	4	9	67	85	8	0	.459	.389	1
<b>ML Totals</b>		<b>.265</b>	<b>663</b>	<b>2219</b>	<b>320</b>	<b>588</b>	<b>130</b>	<b>13</b>	<b>103</b>	<b>336</b>	<b>2</b>	<b>15</b>	<b>64</b>	<b>302</b>	<b>515</b>	<b>25</b>	<b>6</b>	<b>.475</b>	<b>.367</b>	<b>19</b>

## CAREER TRANSACTIONS

**2000** — Selected by the Florida Marlins organization in the 17th round of the June Draft. **2005** — On disabled list, June 30 to September 1; included rehabilitation assignment to Jupiter, August 24 to 26, and Albuquerque, August 27 to September 1. **2006** — On disabled list, June 7 to 21; included rehabilitation assignment to Carolina, June 21. **2008** — On disabled list, April 28 to June 22; included rehabilitation assignment to Carolina, June 13 to 22. Traded to the Washington Nationals with pitcher Scott Olsen for pitcher PJ Dean and infielders Emilio Bonifacio and Jake Smolinski, November 10. **2010** — On disabled list, August 16 to November 9. Traded to the Oakland Athletics for pitcher Henry Rodriguez and outfielder Corey Brown, December 16.

## VS. THE AMERICAN LEAGUE

2010					CAREER					
AVG.	AB	H	HR	RBI	vs. TEAM	AVG.	AB	H	HR	RBI
.364	22	8	2	4	Baltimore	.386	44	17	2	5
—	0	0	0	0	Boston	.250	16	4	0	4
.182	11	2	0	0	Chicago	.250	24	6	1	1
.091	11	1	0	0	Cleveland	.105	19	2	0	0
.286	7	2	0	1	Detroit	.286	7	2	0	1
.300	10	3	1	1	Kansas City	.318	22	7	1	2
—	0	0	0	0	Los Angeles	—	0	0	0	0
—	0	0	0	0	Minnesota	.000	9	0	0	0
—	0	0	0	0	New York	.250	12	3	0	1
—	0	0	0	0	Oakland	—	0	0	0	0
—	0	0	0	0	Seattle	—	0	0	0	0
—	0	0	0	0	Tampa Bay	.254	59	15	0	8
—	0	0	0	0	Texas	—	0	0	0	0
—	0	0	0	0	Toronto	1.000	1	1	0	1

## VS. THE NATIONAL LEAGUE

2010					CAREER					
AVG.	AB	H	HR	RBI	vs. TEAM	AVG.	AB	H	HR	RBI
.375	24	9	1	3	Arizona	.328	116	38	5	14
.192	26	5	2	5	Atlanta	.211	223	47	5	29
.182	11	2	0	1	Chicago	.232	82	19	4	19
.200	20	4	0	0	Cincinnati	.284	88	25	3	12
.263	19	5	0	3	Colorado	.275	109	30	3	16
.200	35	7	2	8	Florida	.215	79	17	3	12
.308	13	4	0	3	Houston	.310	84	26	5	15
.150	20	3	0	0	Los Angeles	.171	82	14	3	10
.389	18	7	1	2	Milwaukee	.305	105	32	6	17
.342	38	13	2	8	New York	.295	241	71	14	46
.242	33	8	1	7	Philadelphia	.255	231	59	15	40
.400	10	4	2	2	Pittsburgh	.261	111	29	6	13
.158	19	3	1	3	San Diego	.182	88	16	4	14
.471	17	8	1	5	San Francisco	.306	85	26	5	14
.167	6	1	0	0	St. Louis	.202	84	17	5	9
—	0	0	0	0	Washington	.328	198	65	13	33

## MONTHLY BREAKDOWN

2010					CAREER					
AVG.	AB	H	HR	RBI	by MONTH	AVG.	AB	H	HR	RBI
—	0	0	0	0	March	.250	4	1	1	2
.284	74	21	3	13	April	.292	363	106	17	67
.280	82	23	7	22	May	.265	362	96	21	63
.258	93	24	4	9	June	.261	287	75	10	34
.260	77	20	1	9	July	.264	455	120	21	72
.250	44	11	1	3	August	.277	405	112	19	62
—	0	0	0	0	September	.234	325	76	14	34
—	0	0	0	0	October	.111	18	2	0	2

## BATTING BREAKDOWN

2010					CAREER					
AVG.	AB	H	HR	RBI	by CATEGORY	AVG.	AB	H	HR	RBI
.294	180	53	11	25	Home	.254	1065	271	45	142
.242	190	46	5	31	Road	.275	1154	317	58	194
.259	135	35	8	22	Day	.275	626	172	33	96
.272	235	64	8	34	Night	.261	1593	416	70	240
.281	281	79	15	46	Pre-ASG	.275	1202	331	57	195
.225	89	20	1	10	Post-ASG	.253	1017	257	46	141
.277	94	26	6	15	vs. LHP	.267	546	146	32	90
.264	276	73	10	41	vs. RHP	.264	1673	442	71	246
.263	99	26	3	39	RISP	.258	598	154	21	221
.364	11	4	1	13	Bases Loaded	.317	63	20	5	61
.400	5	2	0	2	Pinch Hitter	.239	46	11	2	10
.222	9	2	0	0	Designated Hitter	.241	29	7	0	3

## BALLPARK BREAKDOWN

	AVG.	AB	H	HR	RBI
AT&T Park	.354	48	17	4	11
Busch Stadium	.255	51	13	4	8
Camden Yards	.444	27	12	0	2
Chase Field	.339	62	21	3	6
Citi Field	.256	43	11	2	6
Citizens Bank Park	.240	125	30	10	22
Comerica Park	.286	7	2	0	1
Coors Field	.260	50	13	1	6
Dodger Stadium	.188	48	9	2	6
Great American	.277	47	13	2	9
Kauffman Stadium	.333	12	4	0	1
Miller Park	.328	58	19	4	13
Minute Maid Park	.365	52	19	5	13
Nationals Park	.264	402	106	20	50
Old Yankee Stadium	.250	12	3	0	1
Olympic Stadium	.200	5	1	0	0
PETCO Park	.119	42	5	2	5
PNC Park	.294	51	15	3	9
Progressive Field	.091	11	1	0	0
RFK Stadium	.424	66	28	3	13
Shea Stadium	.300	80	24	4	20
Sun Life Stadium	.247	721	178	27	101
Tropicana Field	.280	25	7	0	2
Turner Field	.140	107	15	2	12
U.S. Cellular Field	.308	13	4	1	1
Wrigley Field	.333	54	18	4	18

## FIELDING STATISTICS

### Catcher

YEAR	PCT.	G	PO	A	E	TC	DP	PB
2004	.938	5	15	0	1	16	0	2
2005	1.000	8	22	0	0	22	0	1
2006	1.000	2	11	1	0	12	0	1
<b>Totals</b>	<b>.980</b>	<b>15</b>	<b>48</b>	<b>1</b>	<b>1</b>	<b>50</b>	<b>0</b>	<b>4</b>

### First Base

YEAR	PCT.	G	PO	A	E	TC	DP
2006	1.000	2	5	0	0	5	0
2009	—	1	0	0	0	0	0
<b>Totals</b>	<b>1.000</b>	<b>3</b>	<b>5</b>	<b>0</b>	<b>0</b>	<b>5</b>	<b>0</b>

### Outfield

YEAR	PCT.	G	PO	A	E	TC	DP
2004	1.000	3	6	0	0	6	0
2005	—	1	0	0	0	0	0
2006	.968	132	206	5	7	218	0
2007	.987	137	211	9	3	223	0
2008	1.000	98	166	7	0	173	0
2009	.971	118	233	2	7	242	2
2010	.994	108	164	7	1	172	2
<b>Totals</b>	<b>.983</b>	<b>597</b>	<b>986</b>	<b>30</b>	<b>18</b>	<b>1034</b>	<b>4</b>



## WILLINGHAM'S CAREER HIGHS

**Hits:** 5, July 1, 2007 vs. Atlanta; 4 (five times), last: August 25, 2009 at Chicago (NL)

**Home Runs:** 2 (nine times), August 25, 2009 at Chicago (NL); July 27, 2009 at Milwaukee; July 11, 2009 at Houston, May 31, 2009 at Philadelphia; May 10, 2009 at Arizona; June 30, 2008 vs. Washington; August 23, 2007 at St. Louis; July 30, 2006 at Philadelphia, April 4, 2006 at Houston

**Runs Batted In:** 8, July 27, 2009 at Milwaukee; 6, August 25, 2009 at Chicago (NL); 6, August 23, 2007 at St. Louis; 5 (three times), last: April 11, 2010 at New York (NL)

**Stolen Bases:** 2 (twice), last: April 15, 2008 vs. Atlanta

**Hitting Streak:** 12, April 12 to 24, 2008

**Hitless Streak (At Bats):** 14 (five times), last: July 16 to 21, 2009

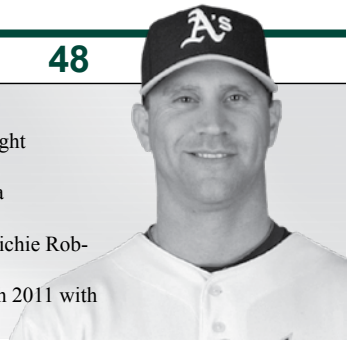
**Grand Slams:** 5, April 11, 2010 at New York-NL (Johan Santana); July 27, 2009 at Milwaukee (Jeff Suppan, Mark DiFelice); August 23, 2007 at St. Louis (Anthony Reyes); August 11, 2007 at New York-NL (Guillermo Mota).

**Pinch-Hit Home Runs:** 2, April 16, 2009 vs. Philadelphia (Chad Durbin); August 1, 2006 vs. New York-NL (Billy Wagner).

**Inside-The-Park Home Runs:** None.

**Game Ending Home Runs:** 4, May 23, 2010 vs. Baltimore (Cla Meredith); June 30, 2008 vs. Washington (Jon Rauch); May 10, 2007 vs. Los Angeles-NL (Derek Lowe); August 1, 2006 vs. New York-NL (Billy Wagner).

**Lead Off Home Runs:** None.

**RIGHT-HANDED PITCHER****Height/Weight:** 6-3 / 212**Bats/Throws:** Right / Right**Birthdate:** December 15, 1978**Opening Day Age:** 32**Birthplace/Resides:** Austin, Minnesota / Scottsdale, Arizona**Major League Service:** 5 years, 139 days**Obtained:** Acquired from the Chicago Cubs for outfielder Richie Robnett and infielder Justin Sellers, February 2, 2009**Contract Status:** Second year of a two-year contract through 2011 with a club option for 2012.**CAREER HIGHLIGHTS**

Spent the first 11 seasons of his professional career with the Chicago Cubs organization before he was dealt to Oakland prior to the start of Spring Training in 2009...has a 3.19 ERA and 10 saves in 122 games over two seasons with the A's after compiling a 3.57 ERA with one save in 265 games in five seasons with the Cubs...led American League relievers and tied for second in the majors with a career-high 102 strikeouts in 2009...made his major league debut with Chicago in 2004 and spent all or parts of five seasons from 2004-08 in the Cubs bullpen...his 265 relief appearances for Chicago ranked eighth-most in franchise history prior to the trade...allowed just five of 38 inherited runners to score in 2007, the second-best rate of success in the National League (13.2%)...appeared in a team-leading 75 games with the Cubs in 2005.

**2010 HIGHLIGHTS**

Was 2-3 with a career-high six saves and a 4.31 ERA in 48 relief appearances with the A's...that was a drop of 26 games from 2009 as he spent the first month of the season on the disabled list with right shoulder tendinitis...tossed just 39.2 innings, which were his fewest since his rookie season of 2004 (29.0)...his ERA was the second highest of his career as were his opponents batting average (.240), on-base percentage (.335) and slugging percentage (.411)...matched his career-high in losses...struck out 40 batters in 39.2 innings, the sixth time in his seven seasons he finished with more strikeouts than inning pitched...now has 412 career strikeouts in 380.2 innings, an average of 9.74 per nine innings...has 10 saves in two seasons with the A's after recording just one save over his first five seasons with the Cubs...allowed just 3-of-26 (11.5%) inherited runners to score, which was the lowest percentage among American League relievers with 25 or more inherited runners...has allowed just 11-of-66 (16.7%) inherited runners to score in his two seasons with Oakland...first batters faced were 9-for-42 (.214) with five walks...converted all six of his save opportunities and has a streak of seven consecutive saves without a blown save...his opponents average included a .227 (22-for-97) mark against right-handed hitters, .265 (13-for-49) against left-handers...yielded a .182 average with runners in scoring position and has held the opposition to a .171 (21 for 123) average with RISP in his two seasons with the A's...had a 5.60 ERA and .290 opponents average in 24 appearances before the All-Star Break, a 3.27 ERA, .195 opponents average and five of his six saves after the break...now has a 4.14 ERA (91 er in 198.0 ip) in his career before the break and a 2.71 ERA (55 er in 182.2 ip) after the break...compiled an 8.64 ERA in 11 outings on no days rest, a 3.16 ERA in his other 37 appearances...recorded all six of his saves in Oakland, where he had a 3.57 ERA and .192 opponents batting average...had a 5.29 ERA and .294 opponents average on the road...posted a 3.44 ERA during the day, a 5.06 ERA at night...did not allow a run in two appearances against the Angels and has not allowed a run while striking out 20 in 9.2 innings over nine career appearances against Los Angeles...tossed 1.0 inning or fewer in 44 of his 48 outings...his season-high for innings pitched was 1.1 on four occasions.

**OAKLAND:** Appeared in just two games during Spring Training (March 21 and 25) and was placed on the 15-day disabled list April 3, retroactive to March 26, with right shoulder tendinitis...it was his first career stint on the DL...began a rehab assignment with Triple-A Sacramento April 16...was transferred to Single-A Stockton April 25...did not allow a run in six rehab appearances overall (7.2 ip, 7 h, 3 bb, 6 so) and was reinstated from the DL May 3...also did not yield a run over his first four outings with the A's (3.2 ip) to extend his scoreless streak to a career-high 17.0 innings dating back to Sept. 5, 2009...the streak ended May 19 against Detroit when he allowed two runs in the seventh inning...was credited with wins May 23 against San Francisco and May 27 at Baltimore to extend his winning streak to seven

games dating back to May 8, 2009...the winning streak is a career-high and tied for fourth longest in Oakland history by a reliever...allowed an inherited runner to score in the game against the Orioles but stranded each of his 17 inherited runners over his final 40 games...his winning streak came to an end June 21 against Cincinnati when he allowed two runs in the 10th inning of a 6-4 A's loss...two of his three losses came in extra inning games...had a 7.71 ERA and .327 opponents batting average in 16 games following the loss to the Reds...then compiled a 2.89 ERA and .196 opponents average over his final 32 appearances...posted five of his six saves over a nine-game stretch from July 21 to Aug. 17...had lowered his season ERA to 4.03 at that point but then logged a 5.06 ERA over his final 12 appearances...his last outing was Sept. 25, as he did not pitch in the final eight games.

## CAREER

**2009**—Was one of the top set-up men in the American League as he went 6-1 with four saves and a 2.63 ERA in a team-leading 74 appearances for the A's...led American League relievers and tied for second in the majors with a career-high 102 strikeouts (Broxton, LAD 114)...that was the sixth-highest strikeout total by a reliever in Oakland history...joins Rollie Fingers (1972-73, 75-76) and Dennis Eckersley (1987) as the only Oakland relievers to fan 100 in a season...tossed 78.2 innings for an average of 11.67 strikeouts per nine innings...that was the second-highest mark by a reliever in Oakland history to Octavio Dotel, who had a 12.79 average in 2004...in addition to strikeouts, he also had a career-high in innings pitched and matched his best in wins...his ERA and .188 opponents batting average were career lows...his appearances fell one short of his career-high of 75 in 2005...tied for fourth among AL relievers in games, ranked fifth in opponents batting average, tied for fifth in wild pitches (5), sixth in opponents on-base percentage (.248), percent of inherited runners scored (20.0%) and strikeout to walk ratio (4.43), and tied for eighth in innings pitched and wins...first batters faced hit .145, which was sixth lowest in the AL...his 25 first-batter strikeouts ranked second in the AL and were the most by an A's reliever since 1974...his opponents batting average broke down to .183 against left-handed hitters and .193 against right-handers...allowed a .165 average with runners in scoring position...posted a 1.45 ERA and .161 opponents batting average over his first 17 games through May 13, a 4.88 ERA and .246 opponents average over his next 31 games through July 30 and a 0.94 ERA and .135 opponents average over his final 26 games...first batters faced were hitting .250 at the All-Star Break but they went 0 for 29 with four walks and 14 strikeouts after the break...did not allow any of his first 10 inherited runners to score through May 19 or any of his final 10 inherited runners to score, beginning Aug. 23...did not allow a run in 31 of his 34 outings in Oakland for a 0.98 ERA and .125 opponents batting average...had a 4.07 ERA and .237 opponents average in 40 games on the road...yielded a .216 opponents average over his first 15 pitches in a game and .111 after that...compiled a 5.57 ERA and .263 opponents average in 21 day games and a 1.56 ERA and .158 opponents average in 53 games at night...did not allow a run over his first seven games and 7.0 innings as an Athletic...converted the save in consecutive outings April 30 at Texas and May 2 at Seattle...had just one save over the first 276 games of his career...retired 19 consecutive batters from April 30 to May 13...made the 300<sup>th</sup> appearance of his career June 27 against Colorado...struck out two or more batters in seven consecutive games from July 5 to 21...the streak matched the longest by a reliever in Oakland history (eighth time, last: Huston Street from Aug. 21-Sept. 5, 2007)...fanned 19 in 9.0 innings over that stretch...that was part of a 15-game stretch from June 20 to July 29 where he struck out 36 of the 77 batters he faced in 18.2 innings (17.36 per nine innings)...did not allow a run over his final 11 outings and 13.1 innings, beginning Sept. 5...opponents were 3 for 42 (.071) with four walks over that span...matched his career-high with five strikeouts in 1.2 innings Sept. 25 at Los Angeles (AL).

**2008**—Split the campaign between the Cubs and Triple-A Iowa, compiling a 1-1 record and a 3.63 ERA in 45 big league outings...allowed a .267 opponents batting average, including .230 by left-handed hitters and .288 by right-handers...yielded three of his four home runs to lefties...stranded 28 of 40 inherited runners...produced a 2.96 ERA in 21 games at Wrigley Field, compared to a 4.43 ERA in 24 road contests...hurled a season-high 3.0 innings of relief May 13 vs. San Diego...finished May with a 1.35 ERA and a .200 batting average against in 10 outings...recorded a 1.37 ERA in 25 appearances for Chicago from April 26-July 3...was optioned to Iowa July 11...recalled once rosters expanded Sept. 1...recorded a 4.05 ERA in eight games to end the season...with Iowa, had a 0-1 mark with four saves and a 3.60 ERA in 17 appearances after being optioned July 11...hurled a minor-league, season-high 3.0 innings of hitless relief July 30 against Colorado Springs, fanning seven...converted three-straight save opportunities Aug. 15-22, tossing 3.1 hitless innings, while fanning three...held opponents scoreless in eight of his last nine outings with Iowa, compiling a 0.90 ERA with 14 punchouts.

**2007**—Was second on the Cubs with 73 relief appearances behind Bob Howry (78)...posted a 3.48 ERA with a 2-3 record...stranded 33 of 38 inherited runners, the second-best rate of success in the National League (86.8%)...teammate Carlos Marmol led the NL with an 87.8% success rate...posted a 2.48 road ERA compared to a 4.15 ERA at Wrigley Field...lasted at least 2.0 innings on nine occasions, including a season-high 2.1 innings Aug. 31 against the Astros...limited hitters to a .210 batting average with runners on base...had a season-opening, 11.0-inning scoreless streak snapped April 25 vs. Milwaukee...allowed his first inherited runner to score July 17 vs. San Francisco, snapping a streak of 20 runners stranded to begin the season...pitched 1.2 shutout innings in two post-season appearances for the Cubs in the NLDS against Arizona, with a walk and two strikeouts.

**2006**—Posted a 2.66 ERA in 41 relief appearances and finished the season with a 3-1 record...appeared in 30 games for Triple-A Iowa and was 6-0 with 10 saves and a 1.73 ERA...stranded 21 of 37 inherited runners and retired 28 of 41 first batters faced with Chicago...started the season with a 6.75 ERA in three appearances for the Cubs before being optioned to Iowa April 15...also had a one-game stint from May 21-27...was recalled to the big league club July 23 and remained there through the end of the season...recorded a 1.95 ERA in 37 outings after his final promotion...tossed 11.1-consecutive scoreless innings from Aug. 18-Sept. 2...ended the season with a 0.87 ERA in his final 10 games (Sept. 9-30)...his 1.73 ERA at Iowa led all I-Cubs relievers...went 1-0 with two saves and a 1.23 ERA in 10 relief appearances for Iowa before being called up May 21.

**2005**—Spent his first full season with the Cubs, going 6-2 with a 3.81 ERA in a team-leading 75 relief appearances...held opponents to a .219 batting average...retired the first batter he faced in 54 of his outings...stranded 36 of 50 (72.0%) inherited runners...worked more than 1.0 inning in 20 of his appearances, including a season-high 3.0-inning stint Aug. 31 against Los Angeles (NL)...had a season-high 7.0 scoreless-inning streak, Aug. 29-Sept. 5...allowed three hits and struck out 13 batters in the four-game span.

**2004**—Had four stints on the Cubs roster (April 2-30, May 20-June 4, June 27-July 11 and Sept. 6 through the end of the season), going 1-0 with one save and a 4.34 ERA in 31 games...made his major league debut Opening Day, April 5 at Cincinnati, retiring all three batters he faced...earned a hold in the 7-4 Cub win, striking out Jason LaRue and Ryan Freel before inducing a groundout from Juan Castro...struck out 30 batters in 29.0 innings, a ratio of 9.3 strikeouts per nine innings...was unscored upon in 23 of his 31 games, including a 14.0-scoreless inning streak June 2-Sept. 26.

**2003**—After beginning his career as a starter, he saw action both as a starter (16 starts) and as a reliever (27 appearances) for Triple-A Iowa...threw 124.0 innings, going 3-9 with his first professional save and a 4.57 ERA...in his starts, he went 2-9 with a 5.40 ERA...as a reliever, he posted a 2.77 ERA in 39.0 innings...earned his first save July 29 against Omaha, working 2.0 innings.

**2002**—Spent most of the campaign in Triple-A Iowa's starting rotation, going 9-5 with a 5.55 ERA...struck out 131 batters, the fifth-highest total in the Pacific Coast League...made his first professional relief appearance May 30 at Oklahoma – and picked up the win (11-1) by allowing one run in 6.0 innings...struck out a season-high 10 batters in a 4.0-inning stint July 29 against Omaha.

**2001**—Spent the season at Double-A West Tenn, going 4-9 with a 3.99 ERA in 27 starts...was fifth in the Southern League in strikeouts (135) and tied for fifth in starts...threw a 7.0-inning complete-game two-hit shutout May 16 at Greenville...struck out eight in the 3-0 win.

**2000**—Went 12-7 with a 3.78 ERA in 28 starts for Single-A Daytona...tied for the Florida State League lead in starts, tied for second in wins and complete games (3), ranked third in innings pitched (171.1) and fifth in strikeouts (142)...fanned a season-high 11 batters July 18 at Sarasota.

**1999**—Tied for the Midwest League lead in starts (28) at Single-A Lansing, going 11-12 with a 4.80 ERA...struck out a season-high 12 batters June 18 against Clinton.

**1998**—Began his pro career at Single-A Williamsport, where he went 7-5 with a 3.44 ERA.

**PERSONAL/MISCELLANEOUS**

Michael James Wuertz was originally signed by Cubs scout Mark Servais...is married, Megan, and has one child, Braxton...is a 1997 graduate of Austin (MN) High School.

**LIFETIME PITCHING RECORD**

Year	Club	W	L	ERA	G	GS	CG	SHO	SV	IP	H	R	ER	HR	HB	BB	IBB	SO	WP	BK
1998	Williamsport	7	5	3.44	14	14	1	0	0	86.1	79	36	33	4	0	19	0	59	1	2
1999	Lansing	11	12	4.80	28	28	1	0	0	161.1	191	104	86	11	1	44	0	127	11	0
2000	Daytona	12	7	3.78	28	28	3	2	0	171.1	166	79	72	15	3	64	1	142	7	1
2001	West Tenn	4	9	3.99	27	27	1	1	0	160.0	160	80	71	20	6	58	2	135	10	0
2002	Iowa	9	5	5.55	28	27	0	0	0	154.0	185	109	95	24	4	69	3	131	11	0
2003	Iowa	3	9	4.57	43	16	0	0	1	124.0	140	70	63	16	5	35	8	92	2	0
2004	CHICAGO (NL)	1	0	4.34	31	0	0	0	1	29.0	22	14	14	4	0	17	1	30	2	1
	Iowa	1	1	2.42	37	0	0	0	19	44.2	30	13	12	4	0	15	2	59	0	0
2005	CHICAGO (NL)	6	2	3.81	75	0	0	0	0	75.2	60	36	32	6	0	40	7	89	7	0
2006	CHICAGO (NL)	3	1	2.66	41	0	0	0	0	40.2	35	14	12	5	1	16	2	42	1	0
	Iowa	6	0	1.73	30	0	0	0	10	41.2	30	10	8	2	1	9	0	67	3	0
2007	CHICAGO (NL)	2	3	3.48	73	0	0	0	0	72.1	64	30	28	8	0	35	6	79	6	0
2008	CHICAGO (NL)	1	1	3.63	45	0	0	0	0	44.2	44	23	18	4	0	20	2	30	2	0
	Iowa	0	1	3.60	17	0	0	0	4	20.0	13	8	8	2	0	14	2	29	4	0
2009	OAKLAND	6	1	2.63	74	0	0	0	4	78.2	52	25	23	6	0	23	1	102	6	0
2010	Sacramento	0	0	0.00	4	3	0	0	0	4.2	4	0	0	0	1	3	0	3	0	0
	Stockton	0	0	0.00	2	2	0	0	0	3.0	3	0	0	0	0	0	0	3	0	0
	OAKLAND	2	3	4.31	48	0	0	0	6	39.2	35	21	19	6	0	21	5	40	6	0
<b>AL Totals</b>		<b>8</b>	<b>4</b>	<b>3.19</b>	<b>122</b>	<b>0</b>	<b>0</b>	<b>0</b>	<b>10</b>	<b>118.1</b>	<b>87</b>	<b>46</b>	<b>42</b>	<b>12</b>	<b>0</b>	<b>44</b>	<b>6</b>	<b>142</b>	<b>12</b>	<b>0</b>
<b>NL Totals</b>		<b>13</b>	<b>7</b>	<b>3.57</b>	<b>265</b>	<b>0</b>	<b>0</b>	<b>0</b>	<b>1</b>	<b>262.1</b>	<b>225</b>	<b>117</b>	<b>104</b>	<b>27</b>	<b>1</b>	<b>128</b>	<b>18</b>	<b>270</b>	<b>18</b>	<b>1</b>
<b>ML Totals</b>		<b>21</b>	<b>11</b>	<b>3.45</b>	<b>387</b>	<b>0</b>	<b>0</b>	<b>0</b>	<b>11</b>	<b>380.2</b>	<b>312</b>	<b>163</b>	<b>146</b>	<b>39</b>	<b>1</b>	<b>172</b>	<b>24</b>	<b>412</b>	<b>30</b>	<b>1</b>

**CAREER TRANSACTIONS**

**1997** — Selected by the Chicago Cubs organization in the 11th round of the June draft. **2009** — Traded to the Oakland Athletics for outfielder Richie Robnett and infielder Justin Sellers, February 2. **2010** — On disabled list, March 26 to May 2; included rehabilitation assignments to Sacramento, April 16 to 24, and Stockton, April 25 to May 2.

**DIVISION SERIES RECORD**

Year	Club/Opp.	W	L	ERA	G	GS	CG	SHO	SV	IP	H	R	ER	HR	HB	BB	IBB	SO	WP	BK
2007	CHI vs. ARI	0	0	0.00	2	0	0	0	0	1.2	0	0	0	0	0	1	0	2	1	0

## VS. THE AMERICAN LEAGUE

2010		CAREER												
ERA	W	L	S	G	IP	ER	vs. TEAM	ERA	W	L	S	G	IP	ER
6.00	1	0	0	4	3.0	2	Baltimore	3.86	1	0	0	8	7.0	3
6.75	0	0	1	5	4.0	3	Boston	6.10	0	0	1	12	10.1	7
0.00	0	0	1	2	2.0	0	Chicago	2.70	1	1	2	14	13.1	4
0.00	0	0	0	2	1.2	0	Cleveland	1.42	0	0	1	6	6.1	1
10.80	0	0	0	2	1.2	2	Detroit	6.75	0	0	0	6	6.2	5
0.00	0	0	1	4	4.1	0	Kansas City	0.00	0	0	1	8	8.1	0
0.00	0	0	0	2	1.1	0	Los Angeles	0.00	1	0	0	9	9.2	0
0.00	0	0	1	5	3.1	0	Minnesota	1.17	0	0	2	10	7.2	1
9.00	0	0	0	3	3.0	3	New York	12.27	0	0	0	8	7.1	10
—	0	0	0	0	0.0	0	Oakland	—	0	0	0	0	0.0	0
—	0	0	0	0	0.0	0	Seattle	1.04	0	0	1	8	8.2	1
0.00	0	0	0	2	1.1	0	Tampa Bay	1.69	1	0	0	10	10.2	2
3.52	0	2	1	8	7.2	3	Texas	3.50	1	3	2	19	18.0	7
16.20	0	0	1	2	1.2	3	Toronto	2.70	1	0	1	9	10.0	3

## VS. THE NATIONAL LEAGUE

2010		CAREER												
ERA	W	L	S	G	IP	ER	vs. TEAM	ERA	W	L	S	G	IP	ER
—	0	0	0	0	0.0	0	Arizona	4.38	0	0	0	14	12.1	6
—	0	0	0	0	0.0	0	Atlanta	2.38	0	0	0	11	11.1	3
27.00	0	0	0	1	0.1	1	Chicago	27.00	0	0	0	1	0.1	1
13.50	0	1	0	2	1.1	2	Cincinnati	8.89	1	2	0	31	26.1	26
—	0	0	0	0	0.0	0	Colorado	3.29	1	0	0	15	13.2	5
—	0	0	0	0	0.0	0	Florida	11.88	0	0	0	8	8.1	11
—	0	0	0	0	0.0	0	Houston	4.21	2	1	0	27	25.2	12
—	0	0	0	0	0.0	0	Los Angeles	1.32	1	0	0	11	13.2	2
—	0	0	0	0	0.0	0	Milwaukee	3.51	0	0	0	30	25.2	10
—	0	0	0	0	0.0	0	New York	1.00	0	1	0	9	9.0	1
—	0	0	0	0	0.0	0	Philadelphia	2.45	1	0	0	12	14.2	4
0.00	0	0	0	1	1.0	0	Pittsburgh	2.62	4	2	0	33	34.1	10
---	0	0	0	1	0.0	0	St. Louis	0.95	1	0	0	26	28.1	3
—	0	0	0	0	0.0	0	San Diego	1.42	2	0	0	10	12.2	2
0.00	1	0	0	2	2.0	0	San Francisco	4.66	2	1	0	12	9.2	5
—	0	0	0	0	0.0	0	Washington	0.84	0	0	0	10	10.2	1

## MONTHLY BREAKDOWN

2010		CAREER												
ERA	W	L	S	G	IP	ER	by MONTH	ERA	W	L	S	G	IP	ER
—	0	0	0	0	0.0	0	April	4.24	2	3	1	66	63.2	30
4.50	2	0	0	9	8.0	4	May	3.99	7	3	1	61	58.2	26
9.00	0	1	1	10	6.0	6	June	3.76	3	1	1	61	55.0	23
2.89	0	1	2	12	9.1	3	July	4.77	2	1	4	58	54.2	29
3.00	0	0	3	9	9.0	3	August	2.58	2	1	3	60	69.2	20
3.68	0	1	0	8	7.1	3	September	2.17	5	2	1	76	74.2	18
—	0	0	0	0	0.0	0	October	0.00	0	0	0	5	4.1	0

## PITCHING BREAKDOWN

2010		CAREER												
ERA	W	L	S	G	IP	ER	by CATEGORY	ERA	W	L	S	G	IP	ER
3.57	1	2	6	26	22.2	9	Home	3.16	10	5	9	191	199.1	70
5.29	1	1	0	22	17.0	10	Road	3.77	11	6	2	196	181.1	76
3.44	1	1	5	22	18.1	7	Day	3.62	9	3	8	177	181.2	73
5.06	1	2	1	26	21.1	12	Night	3.30	12	8	3	210	199.0	73
5.60	2	1	1	24	17.2	11	Pre-ASG	4.14	13	7	4	210	198.0	91
3.27	0	2	5	24	22.0	8	Post-ASG	2.71	8	4	7	177	182.2	55
—	0	0	0	0	0.0	0	Starter	—	0	0	0	0	0.0	0
4.31	2	3	6	48	39.2	19	Reliever	3.45	21	11	11	387	380.2	146

## BALLPARK BREAKDOWN

	ERA	W	L	S	G	IP	ER
Angel Stadium	0.00	1	0	0	5	5.2	0
AT&T Park	1.69	1	0	0	5	5.1	1
Ballpark in Arlington	5.23	0	2	1	12	10.1	6
Busch Stadium	1.13	0	0	0	8	8.0	1
Busch Stadium I	3.38	0	0	0	6	5.1	2
Camden Yards	4.50	1	0	0	5	4.0	2
Chase Field	3.86	0	0	0	6	4.2	2
Citizens Bank Park	3.68	1	0	0	7	7.1	3
Comerica Park	5.40	0	0	0	2	1.2	1
Coors Field	8.10	0	0	0	5	3.1	3
Dodger Stadium	3.18	1	0	0	5	5.2	2
Fenway Park	13.50	0	0	0	5	4.2	7
Great American Ball Park	4.15	0	0	0	12	8.2	4
Kauffman Stadium	0.00	0	0	0	4	4.0	0
Metrodome	0.00	0	0	0	1	1.0	0
Miller Park	4.63	0	0	0	16	11.2	6
Minute Maid Park	6.75	0	1	0	13	10.2	8
National Park	0.00	0	0	0	2	1.2	0
Oakland Coliseum	1.97	3	2	8	60	59.1	13
Old Yankee Stadium	10.80	0	0	0	2	1.2	2
PETCO Park	0.00	2	0	0	5	4.2	0
PNC Park	3.31	2	2	0	16	16.1	6
Progressive Field	2.08	0	0	0	4	4.1	1
RFK Stadium	0.00	0	0	0	4	5.1	0
Rogers Centre	0.00	0	0	0	3	3.1	0
Safeco Field	0.00	0	0	1	3	3.0	0
Shea Stadium	1.29	0	1	0	7	7.0	1
Sun Life Stadium	11.25	0	0	0	4	4.0	5
Target Field	0.00	0	0	0	3	2.0	0
Tropicana Field	2.84	1	0	0	6	6.1	2
Turner Field	2.00	0	0	0	9	9.0	2
U.S. Cellular Field	1.23	1	0	0	7	7.1	1
Wrigley Field	3.72	7	3	1	132	140.1	58
Yankee Stadium	21.00	0	0	0	3	3.0	7

## FIELDING STATISTICS

Pitcher	Year	Pct.	G	PO	A	E	TC	DP
2004	1,000	31	0	4	0	4	0	0
2005	1,000	75	2	7	0	9	2	0
2006	.833	41	2	3	1	6	0	0
2007	1,000	73	2	9	0	11	0	0
2008	.917	45	5	6	1	12	0	0
2009	1,000	74	4	7	0	11	0	0
2010	1,000	48	4	5	0	9	0	0
<b>Totals</b>	<b>.968</b>	<b>387</b>	<b>19</b>	<b>41</b>	<b>2</b>	<b>62</b>	<b>2</b>	<b>0</b>

## WUERTZ' CAREER HIGHS

**Low Hit Complete Game:** None  
**Innings Pitched:** 3.0 (twice), last: May 13, 2008 vs. San Diego  
**Strikeouts:** 5 (twice), last: September 25, 2009 at Los Angeles (AL)  
**Longest Winning Streak:** 7, May 8, 2009 to May 27, 2010  
**Longest Losing Streak:** 3, June 21, 2010 to present  
**Longest Scoreless Streak:** 17.0, September 5, 2009 to May 13, 2010

**RIGHT-HANDED PITCHER****Height/Weight:** 6-4 / 207**Bats/Throws:** Right / Right**Birthdate:** October 10, 1979**Opening Day Age:** 31**Birthplace/Resides:** Pratt, Kansas / Springfield, Missouri**Major League Service:** 2 years, 122 days**Obtained:** Signed as a free agent to a minor league contract, June 18, 2004**Contract Status:** First year of a one-year contract through 2011.**CAREER HIGHLIGHTS**

Has a 2.51 ERA and 18 saves in 180 relief appearances over three seasons with the A's...pitched for the United States in the 2009 World Baseball Classic...made his Major League debut in 2008 and started his career with a 39.0-inning scoreless streak, which is a modern ML record to start a career, an American League rookie record and the Oakland record...was named to the Topps Major League All-Rookie team and the *Baseball Digest* Major League Rookie All-Star team in 2008...has been the epitome of perseverance during his six-year professional career, overcoming two skull fractures (2004, 2008) and an arm injury, and undergoing a transformation to submariner...began his career as a starter and was 33-17 with a 4.05 ERA in 78 games, 73 starts, over his first four years as a professional...converted to reliever in 2007 and was 14-3 with 10 saves and a 1.93 ERA in 69 minor league appearances from 2007-08...was originally drafted by Philadelphia in the 20th round of the 2003 draft but was released prior to the 2004 season and pitched in an independent league before signing with the A's organization June 18, 2004...was named to the Texas League Postseason All-Star team in 2006 after ranking second in the TL in ERA (3.37).

**2010 HIGHLIGHTS**

Was 3-7 with a 3.26 ERA in 64 relief appearances...the losses were a career-high and tied for most among American League relievers...his .300 winning percentage ranked second lowest among AL relievers...had the highest ERA of his career and matched his career-high in wins and walks (28)...nine of the walks were intentional, which led all AL pitchers...yielded four home runs in 60.2 innings after allowing just four home runs in 133.0 innings over the first two seasons of his career...did not save a game for the first time in his three seasons...combined for a 2.19 ERA and .200 opponents batting average in 24 games in April and May, posted a 6.57 ERA and .339 opponents average in 15 games in June, and had a 2.66 ERA and .217 opponents average in 25 games over the final three months of the season...allowed a .241 opponents batting average, which broke down to .213 (35-for-164) against right-handed hitters and .317 (19-for-60) against left-handers...surrendered three of his four home runs to lefties...had 17 walks and five strikeouts against lefties, 11 walks and 36 strikeouts against righties...his career splits are .230 (101-for-440) with two home runs, 30 walks and 95 strikeouts against right-handers, .312 (82-for-263) with six home runs, 48 walks and 30 strikeouts against left-handers...opponents were 5-for-28 (.179) with runners in scoring position and two outs...first batters faced were 11-for-60 (.183) with three walks...allowed 7 of 31 (22.6%) inherited runners to score...had a 1.69 ERA and .195 opponents batting average in 33 appearances in Oakland, compared to a 5.02 ERA and .288 opponents average in 31 games on the road...now has a 1.82 ERA (21 er in 103.2 ip) in 95 career outings in Oakland and a 3.30 ERA (33 er in 90.0 ip) in 85 games on the road...allowed all four of his home runs on the road, at night and before the All-Star Break...three came with runners on base...all eight of his career home runs have come at night, six have been hit on the road and six have come with runners on base...did not yield a run in four games and 5.0 innings against New York and now has not allowed a run in 10 career appearances against the Yankees (12.0 ip).

**OAKLAND:** Issued a career-high tying two walks in his first outing April 5 against Seattle, his first of four two-walk games...allowed two unearned runs in the ninth and was tagged with the loss...worked in each of the first three games of the season...since 1995, the only A's pitcher to appear in each of the teams first three games was Keith Foulke in 2008, but that was the year the A's opened in Japan and had five days off between games two and three...the last prior to Foulke was Bill Taylor in 1994...allowed three runs at Seattle April 13 for his second loss of the season but did not allow a run in nine of his next

10 appearances (0.87 ERA, .125 opponents average)...compiled a 1.93 ERA in 13 appearances in May, winning each of his two decisions...tossed a season-high 2.1 scoreless innings May 29 at Detroit, his second career outing over 2.0 innings (3.0 vs. Kansas City, July 30, 2008)...was charged with the blown save in back-to-back outings June 27 against Pittsburgh and June 30 at Baltimore...had appeared in 39 of the A's 79 games through the end of June but pitched in just 25 of 83 games the rest of the way...committed the first error of his career Aug. 6 against Texas, snapping a career opening 163-game errorless streak...the error came on a pickoff attempt and he followed it up with a balk to force in a run...did not pitch again until Aug. 15, but started a season best 12-game, 11.1-inning scoreless streak that day which ran through Sept. 22...the scoreless streak fueled a 1.50 ERA in August but it came to an end Sept. 22 against Chicago when he allowed two runs in the ninth inning for the blown save and loss in a 4-3 decision...took the loss in three of his final four appearances...the three-game losing streak matches the longest of his career.

## CAREER

**2009**—Was 2-4 with seven saves and a 3.07 ERA in 69 relief appearances...allowed two home runs in 73.1 innings for an average of 0.25 per nine innings, the third lowest mark among American League relievers...led AL relievers and ranked second in the majors with 14 grounded into double plays (Affeldt, SF 18)...ranked third among AL relievers in most hits allowed (82) and had a .293 opponents batting average...that included a .265 mark against right-handed hitters and .336 against left-handers...had 10 walks and 40 strikeouts against righties and 18 walks and 14 strikeouts against lefties...opponents hit .384 with runners in scoring position...first batters were 19 for 64 (.297) with four walks and he allowed 12 of 31 (38.7%) inherited runners to score...converted 7 of 10 (70.0%) save opportunities...posted a 2.41 ERA in 37 appearances in Oakland and had a 3.90 ERA in 32 outings on the road...had a 4.44 ERA and .354 opponents batting average in 22 day games and a 2.39 ERA and .260 opponents average in 47 games at night...compiled a 1.86 ERA in interleague play...the opponents number four hitter was 3 for 31 (.097) off him...did not commit an error in 23 total chances, which were the second most chances among AL relievers with no errors...pitched for the United States in the World Baseball Classic and posted an 8.10 ERA (3.1 ip, 8 h, 3 r, 3 er, 1 bb, 1 hr, 1 hb) in four appearances...began the season as the A's closer and converted 4 of 5 save opportunities over his first nine games while compiling a 1.59 ERA...then allowed six runs on 10 hits in 3.0 innings over a three-game stretch from May 7 to 15...picked up his fifth save of the season May 20 at Tampa Bay but would have just one ninth inning save opportunity over his final 55 games...compiled a 1.03 ERA and a .234 opponents batting average over a 25-game stretch from June 20 to Aug. 21...opponents were batting .559 with runners in scoring position over his first 26 games and he had allowed 8 of 10 inherited runners to score...then yielded a .095 average with RISP and allowed just 1 of 14 inherited runners to score from June 20 to Aug. 21...had a season best 11.1-inning scoreless streak from June 20 to July 12...struck out a career-high four batters in 2.0 scoreless innings June 22 against San Francisco for his sixth save of the season...made his 100<sup>th</sup> career appearance Aug. 28 at Los Angeles but allowed a career-high four runs on a career-high five hits in 0.2 innings for the blown save and loss...finished the season with a 2.20 ERA over his final 16 games, beginning Aug. 29.

**2008**—Began his career with a 39.0 inning scoreless streak, which set three records and tied another...it set the modern (since 1900) Major League record to start a career (previously 25.0 by George McQuillan in 1907, PHI-N), the American League record for a rookie (37.0 by Hank Thormahlen in 1918, NYY), and the Oakland record (37.0 by Mike Torrez in 1976)...it tied the modern ML record for the longest single season streak by a reliever (39.0 by Al Benton in 1949, CLE)...the streak tied Christy Mathewson (NYG, 1901) for the second longest streak by an ML rookie and fell two innings short of the record of 41.0 set by Grover Alexander (PHI-N, 1911)...it equaled the longest by an AL pitcher in the designated hitter era (since 1973), matching Kenny Rogers' 39.0 inning streak with Texas in 1995...it was the third longest in Athletics history (53.0, Jack Coombs in 1910; 43.2, Rube Waddell in 1905)...had his ERA under 1.00 until his final outing of the season and finished the year with a 1.06 ERA, which was the lowest among all ML relievers (min. 50 ip)...using the 50 inning minimum, his ERA was sixth lowest in AL history since the earned run became an official stat in 1913...it was second lowest by an Athletic to Dennis Eckersley's 0.61 in 1990...compiled a 3-0 record in 47 games and converted 11 of 13 (84.6%) save opportunities and was named to the Topps Major League All-Rookie team and the *Baseball Digest* Major League Rookie All-Star team...led ML rookies in saves...took over as closer Aug. 8 and his 11 saves thereafter tied for third most in the AL during that final seven week period...opponents grounded into 20 double plays, which tied Texas' Josh Rupe for the lead among ML relievers...those were the



most GDP by an A's reliever since the statistic was tracked beginning in 1974...topped the previous mark of 17 by Jim Todd in 1975...averaged 3.02 GDP per nine innings, which is the highest mark by any ML pitcher with 30 or more innings since 1974...allowed just two home runs in 59.2 innings for an average of 0.30 per nine innings, which ranked seventh lowest among AL relievers...struck out just 30 batters for an average of 4.53 per nine innings, which was fifth lowest among AL relievers...allowed a .236 opponents batting average, which included a .198 mark against right-handed hitters and .280 against left-handers...opponents hit .290 with the bases empty and .174 with runners on base...including .116 with runners in scoring position...first batters faced hit .250 and he allowed 5 of 22 (22.7%) inherited runners to score...did not allow a run in 41 of his 47 outings...began the season at Triple-A Sacramento and was selected by Oakland May 30...made his Major League debut the next day at Texas, allowed a RBI single to the only batter he faced (Kinsler) and then picked him off for his first ML out... according to Retrosheet, he became the 13<sup>th</sup> pitcher since 1956 to record his first ML out on a pickoff... is the second Athletic (Mike Norris April 10, 1975 against Chicago)...recorded his first ML win June 8 against Los Angeles when he tossed 1.2 scoreless innings...retired 19 consecutive batters from June 20 to July 7...tossed a career high 3.0 innings July 30 against Kansas City...recorded his first save Aug. 8 at Detroit by tossing 2.0 scoreless innings...posted a 2.55 ERA in 20 outings after taking over as closer Aug. 8...extended his scoreless streak to 39.0 innings with a scoreless eighth inning Aug. 14 against Tampa Bay but then allowed a RBI double to B.J. Upton in the ninth inning to end the streak... the double was the first extra base hit he allowed in his career and the 122-at bat streak without an extra base hit to start his career was the longest such streak since Cisco Carlos had a 145-at bat streak for the White Sox from 1967-68...converted each of his first nine save opportunities before he was charged with his first blown save Sept. 17 against Los Angeles...allowed a two-run home run to Mark Teixeira in the ninth inning to snap a career opening 41-game, 54.0-inning, 204-batter faced homerless streak... it was his first home run allowed as a professional since Sept. 3, 2006 against Frisco while pitching for Double-A Midland, snapping a streak of 110 games, 156.2 innings and 610 batters faced without home run in both the majors and minors...went 2-0 with a 0.37 ERA in 19 appearances with Sacramento and converted 8 of 10 (80.0%) save opportunities...did not allow a home run in 24.1 innings and struck out 20 while walking just four...allowed a .174 opponents batting average, which included a .118 mark against right-handed hitters and .257 against lefties.

**2007**—Pitched exclusively in relief for the first time since joining the Athletics organization and combined for a 12-3 record, two saves and a 2.41 ERA in 50 appearances with Double-A Midland and Triple-A Sacramento...did not allow a home run in 78.1 innings...the 12 wins led the A's farm system...walked 18 and struck out 62 for a strikeout to walk ratio of 3.4...allowed a .227 batting average, including .174 against right-handed hitters and .324 against left-handers...opponents hit .208 with runners in scoring position...allowed 8 of 28 (28.6%) inherited runners to score and converted 2 of 4 (50.0%) save opportunities...began the year at Midland and went 4-0 with a 1.14 ERA and one save in 15 appearances...was transferred to Sacramento May 25 and was 8-3 with a 2.96 ERA and one save in 35 appearances...tied for second on the River Cats pitching staff in wins...recorded his first professional save May 3 against Corpus Christi (2.0 ip, 3 h, 2 r, 1 er, 1 so)...did not allow a run in 20 of his final 26 outings with Sacramento and compiled a 1.47 ERA over that stretch...went 1-1 with two saves and a 2.45 ERA in five postseason appearances for the Pacific Coast League Champion River Cats (7.1 ip, 6 h, 3 r, 2 er, 2 bb, 6 so)...sustained a mild skull fracture in January 2008 during a freak offseason workout accident.

**2006**—Was named to the Texas League Postseason All-Star Team after going 9-6 with a 3.37 ERA in 23 games, 22 starts at Double-A Midland...ranked second in the TL in ERA...also went 0-1 with a 6.00 ERA in four starts with Triple-A Sacramento and was a combined 9-7 with a 3.71 ERA in 27 games, 26 starts...the ERA was fourth lowest in the A's farm system...allowed a .290 opponents batting average, which included a .289 mark against right-handed hitters and .292 against left-handers...allowed 15 of his 20 home runs against righties and 12 of his round trippers were solo shots...tied for the lead among TL pitchers in double plays (5)...began the season at Midland and went 2-0 with a 1.09 ERA in four starts in April...the two wins came in his first two starts April 9 at Frisco (1 r in 7.0 ip) and April 15 at San Antonio (1 r in 6.0 ip), earning him TL Pitcher of the Week honors for the week of April 6-16...was transferred to Sacramento July 12...was sent back to Midland Aug. 10 and went 2-1 with a 3.95 ERA over his final five appearances with the RockHounds.

**2005**—Spent most of the season at Single-A Stockton where he was 9-7 with a 4.66 ERA in 24 games, all starts...ranked second in the California League in strikeouts (144) and led CL starters in strikeouts

per nine innings (9.19) and fewest walks per nine innings (1.28)...led the Ports in starts, innings pitched (141.0) and strikeouts...was promoted to Double-A Midland Aug. 15 and went 2-1 with a 6.86 ERA in four starts with the RockHounds...combined at both stops for an 11-8 record and a 4.94 ERA in 28 starts...led the A's farm system with 164 strikeouts and tied for fourth in wins...issued just 24 walks for a strikeout to walk ratio of 6.8...allowed a .291 opponents batting average, including .287 against left-handers and .294 against right-handers...went 4-1 with a 1.85 ERA over his final seven starts before his promotion to Midland...struck out a season high 10 Aug. 7 against Lake Elsinore...helped Midland to the Texas League Championship by going 1-0 with a 3.27 ERA in two postseason starts (11.0 ip, 12 h, 4 r, 4 er, 2 bb, 13 so).

**2004**—Was released by the Phillies organization March 28 and signed with Schaumburg of the independent Northern League...went 3-0 with a 1.50 ERA and .150 opponents batting in four starts for the Flyers...walked just one and did not allow a home run in 24.0 innings...was signed by the Oakland organization to a minor league contract June 18 and went 9-2 with a 3.90 ERA in 16 games, 15 starts, with Single-A Modesto...combined at both stops for a 12-2 record, a 3.40 ERA and a .241 opponents batting average in 20 games, 19 starts...during a California League playoff game, he was struck by a line drive above his right temple, fracturing his skull and keeping him in intensive care for six days.

**2003**—Was selected by the Philadelphia Phillies in the 20th round of the draft and began his professional career on the disabled list with right bicep tendinitis...was reinstated from the DL Aug. 26 and made three relief appearances for Single-A Batavia of the short season New York-Penn League...was 1-0 with a 1.50 ERA and .227 opponents batting average in three relief appearances.

**PERSONAL/MISCELLANEOUS**

Brad Gregory Ziegler...graduated from Odessa (MO) High School in 1998...graduated from Southwest Missouri State University in 2003...participated in the A's 2009 Holiday Caravan, which featured many public appearances around the Bay Area and a Christmas shopping event for children from the Henry Robinson Shelter in Oakland...supports members of the U.S. military and their families through his foundations "Pastime for Patriots," which was announced in May, 2010...visited with United States troops stationed near Djibouti, Africa, during a week-long autograph tour in December, 2010...supports various A's Community Fund events and initiatives...supports the Major League Baseball Players Trust...has a daughter, Kaylin Brooke.

**LIFETIME PITCHING RECORD**

Year	Club	W	L	ERA	G	GS	CG	SHO	SV	IP	H	R	ER	HR	HB	BB	IBB	SO	WP	BK
2003	Batavia	1	0	1.50	3	0	0	0	0	6.0	5	1	1	0	0	1	0	6	0	0
2004	Schaumburg (Ind.)	3	0	1.50	4	4	1	0	0	24.0	12	5	4	0	2	1	0	26	0	0
	Modesto	9	2	3.90	16	15	0	0	0	92.1	94	51	40	11	2	22	0	77	0	1
2005	Stockton	9	7	4.66	24	24	0	0	0	141.0	166	84	73	13	6	20	0	144	4	0
	Midland	2	1	6.86	4	4	0	0	0	21.0	27	16	16	1	3	4	0	20	1	0
2006	Midland	9	6	3.37	23	22	1	0	0	141.2	151	60	53	17	7	37	0	88	3	1
	Sacramento	0	1	6.00	4	4	0	0	0	21.0	32	17	14	3	1	5	0	11	1	0
2007	Midland	4	0	1.14	15	0	0	0	1	23.2	19	6	3	0	0	4	0	18	0	0
	Sacramento	8	3	2.96	35	0	0	0	1	54.2	46	20	18	0	2	14	0	44	0	1
2008	Sacramento	2	0	0.37	19	0	0	0	8	24.1	15	2	1	0	0	4	1	20	0	0
	OAKLAND	3	0	1.06	47	0	0	0	11	59.2	47	8	7	2	1	22	3	30	0	0
2009	OAKLAND	2	4	3.07	69	0	0	0	7	73.1	82	27	25	2	1	28	4	54	0	0
2010	OAKLAND	3	7	3.26	64	0	0	0	0	60.2	54	24	22	4	3	28	9	41	0	1
<b>ML Totals</b>		<b>8</b>	<b>11</b>	<b>2.51</b>	<b>180</b>	<b>0</b>	<b>0</b>	<b>0</b>	<b>18</b>	<b>193.2</b>	<b>183</b>	<b>59</b>	<b>54</b>	<b>8</b>	<b>5</b>	<b>78</b>	<b>16</b>	<b>125</b>	<b>0</b>	<b>1</b>

**CAREER TRANSACTIONS**

**2000** — Selected by the Oakland Athletics organization in the 31st round of the First-Year Player Draft, did not sign. **2003** — Selected by the Philadelphia Phillies organization in the 20th round of the First-Year Player Draft. **2004** — Released, March 28; signed with Schaumburg (Independent). Signed by the Oakland Athletics to a minor league contract, June 18.

**WORLD BASEBALL CLASSIC RECORD**

Year	Club	W	L	ERA	G	GS	CG	SHO	SV	IP	H	R	ER	HR	HB	BB	IBB	SO	WP	BK
2009	United States	0	0	8.10	4	0	0	0	0	3.1	8	3	3	1	1	1	0	0	0	0

## VS. THE AMERICAN LEAGUE

2010		CAREER												
ERA	W	L	S	G	IP	ER	vs. TEAM	ERA	W	L	S	G	IP	ER
6.00	0	0	0	4	3.0	2	Baltimore	6.00	0	0	0	7	6.0	4
4.50	0	0	0	4	4.0	2	Boston	2.08	0	0	0	11	13.0	3
3.86	0	1	0	4	4.2	2	Chicago	1.74	0	1	0	8	10.1	2
0.00	0	0	0	2	2.0	0	Cleveland	4.50	0	0	1	5	4.0	2
0.00	1	0	0	2	3.1	0	Detroit	1.00	1	0	3	13	18.0	2
27.00	0	0	0	2	0.2	2	Kansas City	3.00	0	0	0	6	6.0	2
2.57	0	2	0	7	7.0	2	Los Angeles	3.58	3	3	4	25	27.2	11
2.70	0	1	0	4	3.1	1	Minnesota	2.70	1	1	1	9	10.0	3
0.00	0	0	0	4	5.0	0	New York	0.00	0	0	0	10	12.0	0
—	0	0	0	0	0.0	0	Oakland	—	0	0	0	0	0.0	0
5.79	0	2	0	6	4.2	3	Seattle	2.70	1	2	3	19	20.0	6
0.00	0	0	0	3	3.1	0	Tampa Bay	2.70	0	1	3	11	13.1	4
4.32	1	0	0	8	8.1	4	Texas	3.15	1	0	1	21	20.0	7
0.00	1	0	0	3	2.0	0	Toronto	2.08	1	0	1	8	8.2	2

## VS. THE NATIONAL LEAGUE

2010		CAREER												
ERA	W	L	S	G	IP	ER	vs. TEAM	ERA	W	L	S	G	IP	ER
—	0	0	0	0	0.0	0	Arizona	0.00	0	0	0	4	4.1	0
—	0	0	0	0	0.0	0	Atlanta	—	0	0	0	0	0.0	0
3.86	0	0	0	2	2.1	1	Chicago	3.86	0	0	0	2	2.1	1
0.00	0	0	0	2	1.0	0	Cincinnati	0.00	0	0	0	2	1.0	0
—	0	0	0	0	0.0	0	Colorado	0.00	0	0	0	2	1.2	0
—	0	0	0	0	0.0	0	Florida	0.00	0	0	0	2	1.0	0
—	0	0	0	0	0.0	0	Houston	—	0	0	0	0	0.0	0
—	0	0	0	0	0.0	0	Los Angeles	6.00	0	2	0	3	3.0	2
—	0	0	0	0	0.0	0	Milwaukee	—	0	0	0	0	0.0	0
—	0	0	0	0	0.0	0	New York	—	0	0	0	0	0.0	0
—	0	0	0	0	0.0	0	Philadelphia	—	0	0	0	0	0.0	0
5.40	0	0	0	2	1.2	1	Pittsburgh	5.40	0	0	0	2	1.2	1
13.50	0	1	0	1	1.1	2	St. Louis	13.50	0	1	0	1	1.1	2
—	0	0	0	0	0.0	0	San Diego	0.00	0	0	0	1	1.0	0
0.00	0	0	0	4	3.0	0	San Francisco	0.00	0	0	1	8	7.1	0
—	0	0	0	0	0.0	0	Washington	—	0	0	0	0	0.0	0

## MONTHLY BREAKDOWN

2010		CAREER												
ERA	W	L	S	G	IP	ER	by MONTH	ERA	W	L	S	G	IP	ER
2.53	0	2	0	11	10.2	3	April	2.14	0	2	4	19	21.0	5
1.93	2	0	0	13	14.0	3	May	3.65	2	1	1	25	24.2	10
6.57	0	2	0	15	12.1	9	June	2.97	2	4	1	39	39.1	13
2.45	0	0	0	8	7.1	2	July	1.21	0	0	0	32	37.1	5
1.50	1	0	0	7	6.0	1	August	2.34	2	1	6	29	34.2	9
3.48	0	3	0	10	10.1	4	September	3.21	2	3	6	33	33.2	12
—	0	0	0	0	0.0	0	October	0.00	0	0	0	3	3.0	0

## PITCHING BREAKDOWN

2009		CAREER												
ERA	W	L	S	G	IP	ER	by CATEGORY	ERA	W	L	S	G	IP	ER
1.69	2	3	0	33	32.0	6	Home	1.82	6	3	7	95	103.2	21
5.02	1	4	0	31	28.2	16	Road	3.30	2	8	11	85	90.0	33
2.70	1	2	0	25	23.1	7	Day	2.87	4	3	4	64	69.0	22
3.62	2	5	0	39	37.1	15	Night	2.31	4	8	14	116	124.2	32
3.43	2	4	0	41	39.1	15	Pre-ASG	2.66	4	7	6	97	101.1	30
2.95	1	3	0	23	21.1	7	Post-ASG	2.34	4	4	12	83	92.1	24
—	0	0	0	0	0.0	0	Starter	—	0	0	0	0	0.0	0
3.26	3	7	0	64	60.2	22	Reliever	2.51	8	11	18	180	193.2	54

## BALLPARK BREAKDOWN

	ERA	W	L	S	G	IP	ER
Angel Stadium	5.93	1	3	4	12	13.2	9
AT&T Park	0.00	0	0	0	3	1.2	0
Ballpark in Arlington	4.50	0	0	0	8	6.0	3
Busch Stadium	13.50	0	1	0	1	1.1	2
Camden Yards	5.40	0	0	0	4	2.1	2
Chase Field	0.00	0	0	0	2	3.1	0
Comerica Park	0.84	1	0	3	7	10.2	1
Dodger Stadium	6.00	2	0	3	3.0	2	
Fenway Park	3.38	0	0	0	7	8.0	3
Kauffman Stadium	9.00	0	0	0	4	2.0	2
Metrodome	4.50	0	0	1	1	2.0	1
Oakland Coliseum	1.82	6	3	7	95	103.2	21
Old Yankee Stadium	0.00	0	0	0	1	1.0	0
PETCO Park	0.00	0	0	0	1	1.0	0
Progressive Field	0.00	0	0	0	3	2.1	0
Rogers Centre	0.00	0	0	1	5	5.1	0
Safeco Field	7.20	0	1	1	4	5.0	4
Target Field	0.00	0	0	0	3	2.2	0
Tropicana Field	4.05	0	1	1	6	6.2	3
U.S. Cellular Field	0.00	0	0	0	4	4.2	0
Wrigley Field	3.86	0	0	0	2	2.1	1
Yankee Stadium	0.00	0	0	0	4	5.0	0

## FIELDING STATISTICS

Pitcher							
Year	Pct.	G	PO	A	E	TC	DP
2008	1.000	47	0	14	0	14	2
2009	1.000	69	10	13	0	23	3
2010	.938	64	2	13	1	16	2
<b>Totals</b>	<b>.981</b>	<b>180</b>	<b>12</b>	<b>40</b>	<b>1</b>	<b>53</b>	<b>7</b>


## ZIEGLER'S CAREER HIGHS

**Low Hit Complete Game:** None  
**Innings Pitched:** 3.0, July 30, 2008 vs. Kansas City  
**Strikeouts:** 4, June 22, 2009 vs. San Francisco  
**Longest Winning Streak:** 3, June 8 to September 21, 2008  
**Longest Losing Streak:** 3 (twice), last: September 22, 2010 to present  
**Longest Scoreless Streak:** 39.0, May 31 to August 14, 2008

# NON-ROSTER PLAYERS

## JOE BATEMAN

68



### RIGHT-HANDED PITCHER

**Height/Weight:** 6-1 / 185

**Bats/Throws:** Right / Right

**Birthdate:** May 6, 1980

**Opening Day Age:** 30

**Birthplace/Resides:** Pittsfield, Massachusetts / Morrisville, Pennsylvania

**Major League Service:** None

**Obtained:** Signed as a free agent to a minor league contract, December 7, 2010

**Contract Status:** First year of a one-year contract through 2011.

### CAREER HIGHLIGHTS

Begins his 10th professional season in 2011 but has yet to reach the majors...is 42-27 with 54 saves and a 2.77 ERA (189 er in 614.2 ip) in 378 games, 12 starts, in his minor league career...has allowed just 28 home runs, an average of one per 22.0 innings...was originally drafted by the Giants in the 32nd round of the 2002 draft, was selected by the Brewers in the minor league Rule 5 draft following the 2007 season and spent the last two seasons in the Rays' farm system...played for league champions at Durham in 2009 and San Jose in 2005...led the Giants' farm system in ERA in 2004 (2.30).

### 2010 HIGHLIGHTS

Spent the entire season at Triple-A Durham, where he was 7-0 with four saves and a 1.66 ERA in a team-leading 54 appearances...the ERA was the lowest of his career...held opponents to a .206 batting average, which ranked fourth lowest among International League relievers...that included a .181 (26 for 144) mark against right-handed hitters and .233 (31 for 133) against left-handers...yielded just three home runs in 76.0 innings, an average of one per 25.3 innings...surrendered all three of his home runs to lefties...allowed a .262 batting average with the bases empty and .144 with runners on...posted a 1.16 ERA on the road and a 2.17 ERA at home...compiled a 2.03 ERA in 33 games before the All-Star Break and a 0.99 ERA with all four of his saves in 21 games after the break...had a sub-1.00 ERA in both June (0.59) and August (0.53)...logged a 0.69 ERA in the ninth inning...allowed just 1 of 23 (4.3%) inherited runners to score and converted 4 of 5 (80.0%) save opportunities...tossed at least one inning in 49 of his 54 outings and did not allow a run in 43 of his contests...was 2-1 with a 2.70 ERA in 18 relief appearances for Caracas in the Venezuelan Winter League...allowed one home run in 20.0 innings this winter.

**DURHAM:** Allowed his first home run of the season May 14 at Columbus...it was his first home run since July 18, 2008 at Iowa, snapping a 73-game, 104.2-inning, 444-batter homerless streak...had a nine-game, 13.1-inning scoreless streak from May 19 to June 13...the streak ended with his only blown save of the season June 14 at Gwinnett...allowed a season-high four runs in 1.2 innings against Louisville July 2, his only outing where he surrendered more than two runs...also struck out a season-high four batters in that contest...had a 2.26 ERA at the conclusion of play July 23 but allowed just one earned run over his final 18 games (24.1 ip, 0.37 ERA)...picked up his fourth win of the season Aug. 8 against Indianapolis and had four wins and three saves over his final 12 contests...tossed a season-high 2.1 scoreless innings for the win Aug. 16 against Charlotte...was credited with the victory in his final outing of the regular season after tossing 1.1 scoreless innings Sept. 5 against Norfolk...that extended his winning streak to eight games dating back to Sept. 3, 2009...had a blown save and a 1.59 ERA (5.2 ip, 3 h, 1 r, 1 er, 8 so) in three postseason appearances.

### CAREER

**2009**—Went to spring training with the Brewers but was released April 3...signed with the Rays April 29 and was assigned to Triple-A Durham...went 6-2 with four saves and a 3.02 ERA in 44 appearances, including two starts...did not allow a home run in 62.2 innings...held opponents to a .193 batting average, including .192 against right-handers and .194 against lefties...allowed a .171 average with runners in scoring position...compiled a 1.29 ERA over his first 11 games, allowed 11 runs over a five-game

stretch from June 7 to 19 (7.0 ip, 14.14 ERA), and then had a 1.73 ERA over his final 28 contests...had a nine-game, 14.1-inning scoreless streak from July 27 to Aug. 20...went 2-0 with a 1.59 ERA in three postseason appearances (5.2 ip, 4 h, 1 r, 1 er, 2 bb, 7 so) to help the Bulls to the International League Championship...pitched for Caracas in the Venezuelan Winter League following the season, posting a 2-2 mark with a save and a 3.41 ERA in 25 relief appearances.

**2008**—Split his season between Double-A Huntsville and Triple-A Nashville, combining for a 3-1 record, eight saves and a 2.09 ERA in 49 appearances...allowed a .221 opponents batting average, including .194 against right-handed hitters and .267 against left-handers...was named to the Southern League Midseason All-Star team...was promoted to Nashville June 26 and posted a 4.15 ERA over his first eight contests...then did not allow a run over his final 15 games and 20.2 innings...was 4-0 with a 2.88 ERA and .213 opponents batting average in 22 relief appearances for Azucareros del Este in the Dominican Winter League.

**2007**—Began the season in extended spring training before he was assigned to Double-A Connecticut...went 4-1 with a 2.88 ERA in 29 relief appearances for the Defenders...allowed a .245 batting average, including .235 against lefties and .252 against righties...surrendered all five of his home runs to lefties...tossed 2.0 or more innings in 20 of his 29 outings but never more than 3.1 innings...had a 10-game, 19.2 inning scoreless streak from July 24 to Sept. 3...was selected by the Milwaukee Brewers organization in the Triple-A phase of the Rule 5 Draft Dec. 6.

**2006**—Spent the entire season at Double-A Connecticut where he was 4-6 with 10 saves and a 3.75 ERA in a team-leading 53 relief appearances...tied for third in the Eastern League in games pitched...struck out 77 in 72.0 innings and allowed just three home runs (1 per 24.0 innings)...allowed a .238 opponents batting average, including .204 against right-handed hitters...converted 10 of 13 (76.9%) save opportunities and allowed 8 of 36 (22.2%) inherited runners to score...appeared in one game at second base May 26.

**2005**—Spent the entire season with the California League Champion San Jose Giants, going 3-4 with 21 saves and a 1.91 ERA in 56 appearances...the saves and games pitched were both career highs...ranked third in the CL in games and fourth in saves...allowed just one home run in 75.1 innings...finished second among league relievers with a .196 opponents batting average...that included a .189 mark against right-handed hitters and .169 with runners in scoring position...converted 21 of 22 (95.5%) save opportunities, including each of his final 19...was named to the CL Midseason All-Star team...had one save in three postseason appearances but posted a 12.00 ERA (3.0 ip, 7 h, 6 r, 4 er, 1 bb, 3 so, 1 hr).

**2004**—Combined for an 8-8 record, one save and a 2.30 ERA in 48 games, one start, with Single-A Hagerstown and Double-A Norwich...had career highs in wins, innings pitched and strikeouts (97)...led the Giants farm system in ERA...allowed a .194 opponents batting average...spent most of the season at Hagerstown where he went 7-5 with a 2.14 ERA in 36 appearances...was named to the South Atlantic League Midseason All-Star team...promoted to Norwich Aug. 2 and went 1-3 with a 2.78 ERA in 12 games, one start.

**2003**—Returned to Salem-Keizer for the second consecutive season, registering a 3-2 record with four saves and a 6.63 ERA in 26 games, two starts...yielded a .305 opponents batting average...walked just three batters in 28.0 relief innings for an average of 0.96 per nine innings...that was the lowest mark among Northwest League relievers.

**2002**—Made his professional debut with Salem-Keizer of the Short-Season Northwest League, posting a 4-3 ledger with two saves and a 2.86 ERA in 19 games, seven starts...held the opposition to a .228 batting average and allowed just two home runs in 63.0 innings.

## PERSONAL/MISCELLANEOUS

Jamie William Joseph Bateman was originally signed by Giants scout Glenn Tufts...attended Massachusetts College of Liberal Arts...graduated from Pittsfield High School (MA)...Pittsfield is home to historic Waconah Park, one of the last remaining ballparks in the United States with a wooden grandstand.

## LIFETIME PITCHING RECORD

Year	Club	W	L	ERA	G	GS	CG	SHO	SV	IP	H	R	ER	HR	HB	BB	IBB	SO	WP	BK
2002	Salem-Keizer	4	3	2.86	19	7	0	0	2	63.0	55	31	20	2	2	13	0	51	1	2
2003	Salem-Keizer	3	2	6.63	26	2	0	0	4	38.0	47	31	28	6	3	10	1	30	1	0
2004	Hagerstown	7	5	2.14	36	0	0	0	1	71.1	48	19	17	3	5	20	2	80	1	0
	Norwich	1	3	2.78	12	1	0	0	0	22.2	20	7	7	1	0	8	1	17	0	0
2005	San Jose	3	4	1.91	56	0	0	0	21	75.1	54	20	16	1	3	22	0	80	1	0
2006	Connecticut	4	6	3.75	53	0	0	0	10	72.0	65	37	30	3	4	23	2	77	1	0
2007	Connecticut	4	1	2.88	29	0	0	0	0	56.1	52	21	18	5	2	21	1	47	1	0
2008	Huntsville	2	1	2.47	26	0	0	0	4	43.2	40	16	12	3	5	13	0	39	1	0
	Nashville	1	0	1.60	23	0	0	0	4	33.2	22	6	6	1	1	9	0	37	0	0
2009	Durham	6	2	3.02	44	2	0	0	4	62.2	43	21	21	0	9	35	4	64	0	0
2010	Durham	7	0	1.66	54	0	0	0	4	76.0	57	16	14	3	5	25	0	66	1	0

## CAREER TRANSACTIONS

**2002** — Selected by the San Francisco Giants organization in the 32nd round of the First-Year Player Draft. **2007** — Selected by the Milwaukee Brewers in the minor league portion of the Rule 5 draft, December 6. **2009** — Released, April 3; signed by the Tampa Bay Rays to a minor league contract, April 29. Elected free agency, November 9; re-signed by the Rays to a minor league contract, November 20. **2010** — Elected free agency, November 6; signed by the Oakland Athletics to a minor league contract, December 7.



## RIGHT-HANDED PITCHER

**Height/Weight:** 6-4 / 225

**Bats/Throws:** Right / Right

**Birthdate:** November 16, 1981

**Opening Day Age:** 29

**Birthplace/Resides:** Toa Baja, Puerto Rico / Dorado, Puerto Rico

**Major League Service:** 3 years, 110 days

**Obtained:** Signed as a free agent to a minor league contract, December 14, 2010

**Contract Status:** First year of a one-year contract through 2011.

## CAREER HIGHLIGHTS

Has made 132 career appearances, all in relief, over parts of seven Major League seasons with Cleveland (2004-07), Baltimore (2007-08) and Boston (2009-10)...has a 5.24 ERA and 193 strikeouts in 175.1 innings...has appeared in just seven big league games over the last two years with Boston but did lead the Red Sox farm system with 22 saves in each of those seasons...saw his most extended action with Cleveland in 2006 when he posted a 5.19 ERA in 51 games...pitched in the World Baseball Classic for his native Puerto Rico in 2006 and 2009...named to the World team in the All-Star Futures Game in 2005 but did not pitch as he was promoted to Cleveland before the game.

## 2010 HIGHLIGHTS

Spent the entire season at Triple-A Pawtucket with the exception of a one-game stint with Boston...was selected by the Red Sox July 16 and pitched that day against the Rangers (1.1 ip, 2 h, 3 r, 3 er, 2 bb, 0 so, 1 hr, 20.25 ERA)...was designated for assignment the next day and was sent outright to Pawtucket July 24...was 2-5 with 22 saves and a 3.86 ERA in 54 relief appearances with Pawtucket...the saves led the Red Sox farm system for the second consecutive year and matched his professional best from 2009...led the team in saves and tied for the team lead in appearances...struck out 76 in 60.2 innings for an average of 11.27 strikeout per nine innings...that was the third best mark among International League relievers...allowed a .277 opponents batting average, including .229 (30 for 131) against right-handed hitters and .340 (34 for 100) against left-handers...opponents hit .209 with runners in scoring position, including .188 with RISP and two outs...converted 22 of 26 (84.6%) save opportunities and allowed 6 of 16 (37.5%) inherited runners to score...tossed at least one inning in 48 of his 54 outings, including a season high 2.0 innings eight times...posted a 2.70 ERA with a win and a save in four relief appearances for Ponce in the Puerto Rican Winter League following the season...also had no decisions and a 3.38 ERA in three postseason starts.

**PAWTUCKET:** Got off to a slow start as he allowed at least one run in seven of his first 12 outings for a 7.50 ERA...then held the opposition scoreless in 19 of his next 23 outings (1.41 ERA) through July 24 to lower his ERA to 3.35...had a season best seven-game, 8.0-inning scoreless streak from June 14 to 27...finished the month of June with a 1.93 ERA in 12 appearances...also struck out 23 batters in 13.2 innings...had a season-high four strikeouts June 5 at Louisville and June 17 against Columbus...was 0-3 with 13 saves and a 3.41 ERA in 34 appearances when he was promoted to Boston July 16...compiled a 2-2 record with nine saves and a 4.56 ERA in 20 outings following his return...allowed a season-high seven runs on five hits and two walks Aug. 1 against Durham and did not retire a batter...that lifted his Triple-A ERA to 5.09 but he compiled a 1.35 ERA over his final 16 games to finish the year at 3.86.

## CAREER

**2009—**Spent most of the year with Triple-A Pawtucket but made six relief appearances over two stints with the Red Sox...selected to the Major League roster Aug. 9 and made four appearances with Boston from Aug. 11-20 before being designated for assignment Aug. 21...was outrighted to Pawtucket Aug. 27 and selected back to Boston Sept. 29...made two appearances in his second stint with the Sox...struck out at least one batter in five of his six Major League outings, fanning the side Aug. 13 vs. Detroit...led the Red Sox farm system and finished second in the International League with 22 saves, converting all 22 of his chances...allowed runs in just 8 of 43 relief appearances for the PawSox...threw a season-high 12.0 consecutive scoreless innings over eight games from April 11-27...earned a save in seven straight outings from May 5-27...allowed one run but earned the save in the International League's 6-5 win over

the Pacific Coast League in the Triple-A All-Star Game in Portland, Ore. July 15...went 2-0 with 3 saves and a 5.14 ERA in eight relief outings for Leones de Ponce of the Puerto Rican Winter League.

**2008**—Had 22 outings with the Orioles but began the season on rehab with Triple-A Norfolk while recovering from right elbow surgery...rehabbed with Norfolk from May 29-June 24...activated from the disabled list June 26 and began the season without allowing a run in his first seven Big League outings, a span of 9.1 innings...won consecutive appearances Aug. 14 at Cleveland and Aug. 17 at Detroit...owned a 3.96 ERA in his first 20 games before allowing seven runs, six earned, in 3.1 innings over his final two games of the year...released by Baltimore Sept. 5.

**2007**—Split the season between the Indians and Orioles organizations, combining to go 1-2 with a 7.21 ERA in 33 games at the Major League level...began the season with the Indians and did not allow a run in his first five appearances (10.2 ip)...gave up six earned runs over his final three games (3.1 IP) before being designated for assignment Aug. 1...released by Cleveland Aug. 9...signed to a minor league contract by the Orioles Aug. 21 and was assigned to Triple-A Norfolk...joined the Orioles Sept. 4 when his contract was selected from Norfolk...made his Orioles debut Sept. 5 at Tampa Bay...entered with one on and no out and ended up yielding a two-out grand slam to Carlos Pena later in the inning.

**2006**—Led the Indians with a career-high 51 appearances while spending the entire season on the Major League roster...landed on the disabled list April 14 with a bruised right heel and returned April 30 following a rehab assignment at Triple-A Buffalo...after his DL stint, posted a 4.18 ERA with 65 strikeouts in 47 games.

**2005**—Split the season between Triple-A Buffalo and the Cleveland bullpen...was 0-0 with a 1.93 ERA in a five-game Major League stint from July 5-25...recalled Aug. 5, appeared in 10 games for the Indians with a 1.27 ERA and spent the remainder of the season in the Majors...recorded his first Major League win Aug. 19 vs. the Orioles...selected to the MLB Futures Game and the Triple-A All-Star Game but did not pitch as he was in the majors at the time...beginning May 5, posted a 0.86 ERA for Buffalo, including a 25.1-inning scoreless streak from May 5-June 13.

**2004**—Made his Major League debut in August and appeared in four games over two stints with the Indians, but spent most of the season with Triple-A Buffalo...recalled by Cleveland Aug. 18 and debuted with 1.0 scoreless relief innings Aug. 20 at Minnesota...led Buffalo relievers with 76.0 innings and 93 strikeouts and held International League batters to a .208 average...after the season, was named the No. 7 prospect in the Indians organization by *Baseball America*.

**2003**—Spent the year with Double-A Akron, making 36 appearances, including 15 starts...it was his last season seeing work as a starter...helped the club to the Eastern League Championship...finished third in the Eastern League with 115 strikeouts in 109.0 innings despite pitching exclusively out of the bullpen beginning June 28...tossed 5.0 hitless innings with nine strikeouts and three walks in his first start April 8 vs. Harrisburg...combined with two other pitchers (Aaron Myette and Jose Vargas) for the first no-hitter in Aeros history...named EL Pitcher of the Week for the week of May 26-June 1, going 2-0 with a 1.80 ERA in two starts...did not allow a run or hit over three playoff outings (3.0 ip).

**2002**—Split the season between Single-A Kinston and Double-A Akron and finished third in the Indians organization with 136 strikeouts in 137.0 innings...led Kinston with 110.0 innings pitched, making 21 straight starts before being promoted to Akron July 26...added to Cleveland's 40-man roster November 20.

**2001**—Spent the year in the starting rotation at Single-A Columbus, holding South Atlantic League batters to a .242 average...missed all of June with a broken nose after being hit in the face by line drive at Hickory May 24...struck out 12 May 18 against Charleston.

**2000**—Ranked among the Appalachian League leaders in starts (t-1st, 13), losses (1st, 7) and earned runs (4th, 35) in his first professional season at Single-A Burlington...lost six straight decisions from July 16-Aug. 22.



**PERSONAL/MISCELLANEOUS**

Fernando Jose Cabrera was originally signed by Indians scout Henry Cruz...attended Discipulos De Cristo High School in Puerto Rico...played basketball and volleyball.

**LIFETIME PITCHING RECORD**

Year	Club	W	L	ERA	G	GS	CG	SHO	SV	IP	H	R	ER	HR	HB	BB	IBB	SO	WP	BK
2000	Burlington	3	7	4.61	13	13	0	0	0	68.1	64	42	35	4	4	20	0	50	14	0
2001	Columbus	5	6	3.61	20	20	0	0	0	94.2	89	49	38	7	2	37	1	96	10	0
2002	Kinston	6	8	3.52	21	21	0	0	0	110.0	83	48	43	7	2	40	2	107	3	1
	Akron	1	2	5.33	7	4	0	0	1	27.0	26	16	16	1	3	12	0	29	0	0
2003	Akron	9	4	2.97	36	15	0	0	5	109.0	96	41	36	8	2	40	0	115	3	1
2004	Buffalo	4	3	3.84	44	0	0	0	5	75.0	57	37	32	9	3	43	3	92	5	1
	CLEVELAND	0	0	3.38	4	0	0	0	0	5.1	3	3	2	0	0	1	0	6	0	0
2005	Buffalo	6	1	1.23	30	0	0	0	3	51.1	36	8	7	3	0	11	2	68	1	0
	CLEVELAND	2	1	1.47	15	0	0	0	0	30.2	24	7	5	1	0	11	1	29	1	1
2006	Buffalo	1	0	1.08	4	0	0	0	0	8.1	8	1	1	1	0	2	0	13	1	0
	CLEVELAND	3	3	5.19	51	0	0	0	0	60.2	53	36	35	12	1	32	2	71	5	0
2007	Norfolk	0	0	3.00	3	0	0	0	0	3.0	1	1	1	0	0	2	0	2	0	0
	CLEVELAND	1	2	5.61	24	0	0	0	0	33.2	38	22	21	7	0	22	3	39	1	0
	BALTIMORE	0	0	12.60	9	0	0	0	1	10.0	12	14	14	2	0	9	0	9	1	0
2008	Norfolk	0	0	0.69	11	0	0	0	0	13.0	11	1	1	0	0	7	0	13	0	1
	BALTIMORE	2	1	5.40	22	0	0	0	0	28.1	32	18	17	9	0	17	2	31	3	0
2009	Pawtucket	0	3	1.71	43	0	0	0	22	52.2	40	11	10	3	0	22	4	51	4	0
	BOSTON	0	0	8.44	6	0	0	0	0	5.1	7	5	5	0	1	4	1	8	0	0
2010	Pawtucket	2	5	3.86	54	0	0	0	22	60.2	64	29	26	5	1	24	1	76	3	0
	BOSTON	0	0	20.25	1	0	0	0	0	1.1	2	3	3	1	0	2	0	0	0	0
<b>ML Totals</b>		<b>8</b>	<b>7</b>	<b>5.24</b>	<b>132</b>	<b>0</b>	<b>0</b>	<b>0</b>	<b>1</b>	<b>175.1</b>	<b>171</b>	<b>108</b>	<b>102</b>	<b>32</b>	<b>2</b>	<b>98</b>	<b>9</b>	<b>193</b>	<b>11</b>	<b>1</b>

**CAREER TRANSACTIONS**

**1999** — Selected by the Cleveland Indians organization in the 10th round of the June Draft. **2006** — On disabled list, April 14 to 29; included rehabilitation assignment to Buffalo, April 17 to 29. **2007** — Released, August 9; signed by the Baltimore Orioles to a minor league contract, August 21. **2008** — On disabled list, March 21 to June 25; included rehabilitation assignment to Norfolk, May 29 to June 25. Released, September 5; signed by the Boston Red Sox to a minor league contract, December 18. **2009** — Elected free agency, November 11; re-signed by the Red Sox to a minor league contract, December 4. **2010** — Elected free agency, October 4; signed by the Oakland Athletics to a minor league contract, December 14.

**WORLD BASEBALL CLASSIC RECORD**

Year	Club	W	L	ERA	G	GS	CG	SHO	SV	IP	H	R	ER	HR	HB	BB	IBB	SO	WP	BK
2006	Puerto Rico	0	0	0.00	4	0	0	0	1	3.2	1	0	0	0	0	1	0	4	0	0
2009	Puerto Rico	0	0	0.00	4	0	0	0	1	2.0	2	0	0	0	0	2	0	3	0	0
<b>Totals</b>		<b>0</b>	<b>0</b>	<b>0.00</b>	<b>8</b>	<b>0</b>	<b>0</b>	<b>0</b>	<b>2</b>	<b>5.2</b>	<b>3</b>	<b>0</b>	<b>0</b>	<b>0</b>	<b>0</b>	<b>3</b>	<b>0</b>	<b>7</b>	<b>0</b>	<b>0</b>

**A'S PITCHERS CAREER HITTING**

PITCHER	AVG	AB	R	H	2B	3B	HR	RBI	SH	SF	HP	BB	SO	SB	CS
Anderson	.000	3	0	0	0	0	0	0	0	0	0	0	2	0	0
Balfour	.000	1	0	0	0	0	0	0	0	0	0	0	1	0	0
Braden	.000	4	0	0	0	0	0	0	2	0	0	0	2	0	0
Breslow	.000	1	0	0	0	0	0	0	0	0	0	0	0	0	0
Cahill	.200	5	1	1	0	0	0	0	2	0	0	0	1	0	0
Devine	.000	1	0	0	0	0	0	0	0	0	0	0	1	0	0
Fuentes	.000	1	0	0	0	0	0	0	0	0	0	0	0	0	0
Gonzalez	.000	4	0	0	0	0	0	0	0	0	0	0	3	0	0
Harden	.145	76	4	11	1	0	0	1	9	0	0	1	31	0	0
McCarthy	.000	9	0	0	0	0	0	0	1	0	0	0	4	0	0
Outman	.000	2	0	0	0	0	0	0	0	0	0	0	1	0	0
Ross	.000	1	0	0	0	0	0	0	0	0	0	0	1	0	0
Wuertz	.000	6	0	0	0	0	0	0	1	0	0	0	5	0	0

## VS. THE AMERICAN LEAGUE

2010		CAREER												
ERA	W	L	S	G	IP	ER	vs. TEAM	ERA	W	L	S	G	IP	ER
—	0	0	0	0	0	0	Baltimore	7.71	1	1	0	3	4.2	4
—	0	0	0	0	0	0	Boston	5.14	0	0	0	6	7.0	4
—	0	0	0	0	0	0	Chicago	7.97	1	2	0	15	20.1	18
—	0	0	0	0	0	0	Cleveland	0.00	1	0	0	3	1.2	0
—	0	0	0	0	0	0	Detroit	1.98	2	1	0	17	27.1	6
—	0	0	0	0	0	0	Kansas City	1.98	1	0	0	11	13.2	3
—	0	0	0	0	0	0	Los Angeles	10.13	0	1	0	7	8.0	9
—	0	0	0	0	0	0	Minnesota	4.50	1	0	0	10	10.0	5
—	0	0	0	0	0	0	New York	14.46	0	0	0	9	9.1	15
—	0	0	0	0	0	0	Oakland	5.40	0	1	0	6	5.0	3
—	0	0	0	0	0	0	Seattle	3.86	0	0	0	4	7.0	3
—	0	0	0	0	0	0	Tampa Bay	3.86	0	0	0	9	16.1	7
20.25	0	0	0	1	1.3	3	Texas	7.24	1	0	0	11	13.2	11
—	0	0	0	0	0	0	Toronto	3.05	0	1	1	12	20.2	7

## VS. THE NATIONAL LEAGUE

2010		CAREER												
ERA	W	L	S	G	IP	ER	vs. TEAM	ERA	W	L	S	G	IP	ER
—	0	0	0	0	0	0	Chicago	6.00	0	0	0	2	3.0	2
—	0	0	0	0	0	0	Cincinnati	16.20	0	0	0	2	1.2	3
—	0	0	0	0	0	0	Milwaukee	4.50	0	0	0	1	2.0	1
—	0	0	0	0	0	0	Philadelphia	0.00	0	0	0	1	1.0	0
—	0	0	0	0	0	0	St. Louis	0.00	0	0	0	1	1.0	0
—	0	0	0	0	0	0	Washington	4.50	0	0	0	2	2.0	1

## MONTHLY BREAKDOWN

2010		CAREER												
ERA	W	L	S	G	IP	ER	by MONTH	ERA	W	L	S	G	IP	ER
—	0	0	0	0	0	0	April	6.11	1	2	0	11	17.2	12
—	0	0	0	0	0	0	May	5.79	0	1	0	19	18.2	12
—	0	0	0	0	0	0	June	3.72	1	0	0	14	19.1	8
20.25	0	0	0	1	1.3	3	July	5.58	0	1	0	27	40.1	25
—	0	0	0	0	0	0	August	3.27	5	1	0	29	41.1	15
—	0	0	0	0	0	0	September	7.64	1	2	1	30	35.1	30
—	0	0	0	0	0	0	October	0.00	0	0	0	2	2.2	0

## PITCHING BREAKDOWN

2010		CAREER												
ERA	W	L	S	G	IP	ER	by CATEGORY	ERA	W	L	S	G	IP	ER
20.25	0	0	0	1	1.3	3	Home	4.58	6	3	0	73	106.0	54
—	0	0	0	0	0	0	Away	6.23	2	4	1	59	69.1	48
—	0	0	0	0	0	0	Day	2.81	1	0	1	23	25.2	8
20.25	0	0	0	1	1.3	3	Night	5.65	7	7	0	109	149.2	94
—	0	0	0	0	0	0	Pre-ASG	4.89	2	3	0	56	73.2	40
20.25	0	0	0	1	1.3	3	Post-ASG	5.49	6	4	1	76	101.2	62
—	0	0	0	0	0	0	Starter	—	0	0	0	0	0	0
20.25	0	0	0	1	1.3	3	Reliever	5.24	8	7	1	132	175.1	102

## BALLPARK BREAKDOWN

	ERA	W	L	S	G	IP	ER
Angel Stadium	2.45	0	1	0	3	3.2	1
Busch Stadium	0.00	0	0	0	1	1.0	0
Camden Yards	6.23	0	1	0	18	21.2	15
Comerica Park	2.45	1	1	0	6	7.1	2
Fenway Park	9.64	0	0	0	9	9.1	10
Great American	6.75	0	0	0	1	1.1	1
Kauffman Stadium	2.57	0	0	0	5	7.0	2
Metrodome	0.00	0	0	0	4	5.0	0
Miller Park	2.25	0	0	0	2	4.0	1
Nationals Park	0.00	0	0	0	1	1.0	0
Oakland Coliseum	6.75	0	1	0	5	4.0	3
Original Yankee Stadium	16.62	0	0	0	5	4.1	8
Progressive Field	3.94	7	2	0	52	80.0	35
Rangers Ballpark	12.60	0	0	0	5	5.0	7
RFK Stadium	9.00	0	0	0	1	1.0	1
Rogers Centre	2.45	0	0	1	5	7.1	2
Safeco Field	0.00	0	0	0	1	1.1	0
Tropicana Field	7.88	0	0	0	5	8.0	7
U.S. Cellular Field	21.00	0	1	0	3	3.0	7

## FIELDING STATISTICS

Pitcher							
Year	Pct.	G	PO	A	E	TC	DP
2004	1.000	4	1	0	0	1	0
2005	1.000	15	1	1	0	2	0
2006	1.000	51	2	7	0	9	0
2007	1.000	33	2	2	0	4	0
2008	1.000	22	3	2	0	5	1
2009	—	6	0	0	0	0	0
2010	—	1	0	0	0	0	0
<b>Totals</b>	<b>1.000</b>	<b>132</b>	<b>9</b>	<b>12</b>	<b>0</b>	<b>21</b>	<b>1</b>

## CABRERA'S CAREER HIGHS

**Low Hit Complete Game:** None  
**Innings Pitched:** 4.0, August 12, 2005 vs. Tampa Bay  
**Strikeouts:** 6 (twice), last: July 24, 2006 vs. Detroit  
**Longest Winning Streak:** 2 (three times), last: August 14, 2008 to present  
**Longest Losing Streak:** 3, April 28, 2007 to July 22, 2008  
**Longest Scoreless Streak:** 13.2, September 25, 2007 to July 22, 2008

**OUTFIELDER****Height/Weight:** 6-2 / 200**Bats/Throws:** Right / Right**Birthdate:** July 1, 1981**Opening Day Age:** 29**Birthplace/Resides:** Newport Beach, California / Temecula, California**Major League Service:** 111 days**Obtained:** Signed as a free agent to a minor league contract, November 25, 2008**Contract Status:** First year of a one-year contract through 2011.**CAREER HIGHLIGHTS**

Has appeared in 46 games with the A's over the last two seasons...is a .200 career hitter with five home runs and 14 RBI...made his Major League debut with Oakland in 2009 after eight seasons in the minor leagues...has a .260 (867 for 3333) batting average, 115 home runs, 465 RBI and 93 stolen bases in 902 games in nine minor league seasons...was originally a fifth round draft pick of the Yankees in 2002 and spent seven seasons in New York's farm system before signing a minor league contract with the A's organization Nov. 25, 2008...spent his first three professional seasons at Single-A, made his Double-A debut in 2005 and saw his first Triple-A action in 2008.

**2010 HIGHLIGHTS**

Batted .177 with four home runs and nine RBI in 36 games over four stints with Oakland...hit .167 (10 for 60) with all four of his home runs and seven of his nine RBI against left-handed pitching...was 4 for 19 (.211) against right-handers...has hit all five of his career home runs off southpaws...was 2 for 18 (.111) with runners in scoring position...hit .242 on the road, compared to .130 in Oakland...batted .231 over the first six innings and .074 in the seventh inning or later...was 2 for 41 (.049) with two strikes and 1 for 21 (.048) when leading off an inning...all four of his home runs were solo shots...went 1 for 8 (.125) with a walk, two sacrifice flies and three RBI as a pinch hitter...is 2 for 9 (.222) with four RBI in the pinch in his career...started 18 games in right field, two in center field and one in left field.

**OAKLAND:** Was selected from Triple-A Sacramento April 22 and went 0 for 3 with a strikeout in a start in left field that day against New York...that was his only game before he was optioned back to Sacramento April 30...returned to Oakland June 8, going 1 for 6 (.167) with a home run in three games, including one start in center field and one in right field before he was optioned back to Sacramento June 15...was brought back a third time July 5 and went 7 for 32 (.219) in 12 games, including nine starts in right field, before he was sent back to Sacramento Aug. 9...stole the first base of his career July 25 against Chicago...returned Aug. 24 and spent the remainder of the season with the A's...hit .158 (6 for 38) with three home runs and six RBI in 20 games, including eight starts in right field and one in center field, during his fourth stint...drew the first walk of his career in the sixth inning Sept. 3 against Los Angeles...began his career with no walks in his first 30 games and 69 at bats.

**SACRAMENTO:** Batted .303 with 13 home runs and 36 RBI in 64 games with Sacramento...his batting average was second best among River Cats with 200 or more at bats...added 18 doubles and two triples for a .553 slugging percentage...also stole 13 bases...hit .359 with seven home runs in 64 at-bats against left-handed pitching, .283 with six home runs in 180 at bats against right-handers...batted .338 with nine of his 13 home runs with the bases empty and .254 with runners in scoring position...appeared in 61 games in center field, four in left field and one in right field...saw most his action in the second spot in the batting order with 27 starts...reached base safely via hit or walk in each of his first 14 games and was batting .357 with six RBI when he was promoted to Oakland for the first time April 22...returned May 1 and reached base in each of his next two games, giving him a 33-game reaching base streak dating back to Aug. 19, 2009...was placed on the disabled list May 3 with an intercostal strain and was out until May 22...went 15 for 60 (.250) with six home runs and 12 RBI in his first 17 games after he was reinstated from the DL before returning to Oakland for a second time June 8...that included his lone two-home run game of the season June 1 against Tacoma...optioned back to Sacramento June 15 where he hit .314 (22 for 70) with three home runs and 10 RBI in 18 games before the A's called for

a third time July 5...went 16 for 51 (.314) with four home runs and seven RBI in 13 games during his final stay with the River Cats from Aug. 10 to 23.

## CAREER

**2009**—Spent the entire regular season with Triple-A Sacramento before making his Major League debut with Oakland in September...hit .286 with a home run and five RBI in 10 games with the A's...was 3 for 6 (.500) with runners in scoring position...appeared in eight games in right field and one in left field...made all six of his starts in right...was selected by Oakland Sept. 18 and made his debut that night against Cleveland with a start in right field...went 0 for 3...singled off the Indians' Tomo Ohka in the fifth inning Sept. 19 for his first hit...had a pinch hit RBI single in the eighth inning Sept. 20 against Cleveland for his first RBI...hit his first big league home run Sept. 21 against Texas, a two-run shot off Eddie Guardado in the ninth inning...went 5 for 12 (.417) with a home run and four RBI over his first six games and 1 for 9 (.111) with one RBI over his final four...batted .264 with 25 home runs and 77 RBI in 118 games with the River Cats...had minor league career-highs in home runs, RBI, walks (38) and extra base hits (57)...finished third in the A's farm system in home runs...led the River Cats in home runs, RBI, extra base hits, slugging (.514), strikeouts (94) and games played...was named Sacramento's offensive and defensive player of the year...batted .239 with 12 home runs and 42 RBI in 74 games before the All-Star Break and then hit .304 with 13 home runs and 35 RBI in 44 games after the break...hit .301 at home...led PCL outfielders in fielding percentage, as he did not commit an error in 267 chances...had seven assists...appeared in 81 games in center field, 18 in right field and seven in left field...also made his professional debut as a pitcher and compiled a 10.50 ERA (6.0 ip, 11 h, 8 r, 7 er, 3 bb, 1 so, 2 hr, 3 wp) and .379 opponents batting average in six appearances...got off to a slow start, batting .197 with four home runs and 14 RBI over his first 30 games through May 17...then went 18 for 57 (.316) over his next 16 games from May 18 to June 4...capped that stretch June 4 at Salt Lake with a three-homer game...had his first of three four-hit games that day...had a season-high five RBI at Las Vegas June 27...recorded his lone strikeout as a pitcher July 22 at Tacoma (Jerry Owens)...had a grand slam July 23 at Tacoma...hit .356 with 10 home runs, 26 RBI and eight stolen bases in 26 games in August...matched his season-high with five RBI Aug. 8 against Oklahoma City...had seven straight multiple hit games from Aug. 19 to 26 (16 for 31, .516) and had seven home runs and 12 RBI over an eight-game span from Aug. 19 to 27...hit two home runs and drove in five runs Aug. 25 against Portland and then went 4 for 4 with four runs scored the next day against Fresno...was named PCL Batter of the Week for the week of Aug. 24 to 30 after hitting .455 (10 for 22) with four home runs, seven RBI and 10 runs scored in six games...then batted .259 (7 for 27) with three doubles, a home run and three RBI in six postseason games for the River Cats...played for Aguilas in the Dominican Winter League and hit .229 with a home run and four RBI in 25 games.

**2008**—Spent his seventh professional season with Double-A Trenton and Triple-A Scranton-Wilkes Barre in the New York Yankees organization...combined to hit .285 with 17 doubles, 10 triples, 15 home runs and 64 RBI in 111 games...began the year at Trenton, but was promoted to Scranton-WB May 3 and finished second on the Yankees Triple-A affiliate in triples (6) and hit by pitches (8), while ranking third in batting (.289)...with both clubs, he combined to bat .316 against left-handed pitching and .271 against right-handers...his average slipped to .270 with runners in scoring position...hit .322 when leading off an inning...appeared in 50 games in right field, 42 in center field and eight in left field...had 13 assists in 96 total games in the outfield...committed just one error in 223 chances for a .996 fielding percentage...hit .277 with five home runs and 26 RBI in 27 games with Trenton...batted .333 at home and .333 during the day...had a season high five RBI April 6 at Binghamton...put together a season best 14-game hitting streak from April 12 to 27 and hit .381 (24 for 63) with five doubles, three triples, four home runs and 20 RBI during the streak...had at least one RBI in each of the final 12 games of the streak...capped the hitting streak April 27 against New Britain when he went 4 for 5 with a triple, a home run and five RBI...was promoted to Scranton-WB May 3 and hit .289 with 10 home runs and 38 RBI in 84 games...went 4 for 6 and scored a season high four runs in his Triple-A debut May 3 against Durham...was on the disabled list from May 25 to June 1 with a strained left calf...had his lone two home run game June 14 at Norwich and drove in four runs...finished June with a .351 batting average in 20 games...batted .154 (4 for 26) with one RBI in seven postseason games for Scranton-Wilkes Barre as the Yankees won the International League Championship...played for Aguilas in the Dominican Winter League following the season and hit .273 with six home runs and 19 RBI in 20 games.

**2007**—Batted .248 with 16 home runs and 76 RBI in 129 games with Double-A Trenton...led the Thunder in games, at bats (471), runs (72), hits (117), home runs, RBI and strikeouts (109)...tied for third in the Yankees farm system in home runs and ranked fifth in RBI...batted .296 against left-handed pitching and .234 against right-handers...hit .319 in April but batted .253 or less in each of the remaining months...was 5 for 14 (.357) with a home run and 16 RBI with the bases loaded...the grand slam came July 1 against Harrisburg...appeared in 68 games in right field and 57 in center field and had 16 assists in 124 total games in the outfield...led Eastern League outfielders with six double plays...was 3 for 6 with a walk-off single in the 12th inning April 9 against Harrisburg...went 3 for 4 with two doubles May 12 against New Britain and then went 4 for 4 with two doubles and a home run the next day against the Rock Cats...was the starting left fielder for the North Squad in the EL All-Star Game July 11 but did not bat as the game was called in the third inning due to heavy fog...hit .344 with a home run and five RBI in eight postseason games to lead Trenton to the EL Championship and was named MVP of the playoffs

**2006**—Split his season between Single-A Tampa and Double-A Trenton for the second consecutive season and batted a combined .248 with 10 home runs and 30 RBI in 69 games...hit .269 against right-handed pitching and .182 against left-handers...batted .310 with runners in scoring position with Tampa but had a .095 average with RISP while playing for Trenton...appeared in 28 games in right field and 25 in left field and did not commit an error...began the year at Tampa and went 4 for 4 with four runs scored, a triple, three home runs and five RBI April 24 at Sarasota...was on the disabled list from May 25 to July 11 with a concussion...went 4 for 5 with a home run and three RBI in his first game back July 12 at Ft. Meyers...was promoted to Trenton July 14...had his second multi-homer game of the season Sept. 3 against Reading when he was 3 for 4 with a double and two home runs.

**2005**—Played for Single-A Tampa and Double-A Trenton and hit a combined .238 with nine home runs and 44 RBI in 112 games...appeared in 45 games in right field, 41 in center field and 10 in left field...had 11 assists in 95 games overall in the outfield...began the year at Tampa and had a 13-game hitting streak from April 15 to 29 (16 for 54, .296)...was batting .243 with eight home runs and 33 RBI in 72 games when he was promoted to Trenton June 28...hit .192 with no walks and 25 strikeouts in 28 games with the Thunder and was sent back to Tampa Aug. 3...was placed on the disabled list Aug. 3 with a right shoulder inflammation...was reinstated Aug. 25 and went 13 for 41 (.317) over his final 12 games.

**2004**—Hit a combined .271 with 15 home runs and 75 RBI in 132 games with the Yankees two Single-A affiliates at Tampa and Battle Creek...had minor league career highs in games, at bats (510), runs (75), hits (138), doubles (30), strikeouts (111) and stolen bases (23)...appeared in 128 games in right field, three in center field and one at first base...hit .171 in 37 games with Tampa before he was transferred to Battle Creek May 26...went on to hit .304 with Battle Creek, which tied for ninth best in the Midwest League...led the team with 21 stolen bases...had 15 assists in 95 games in the outfield...had two home runs and five RBI June 8 at Peoria...had a grand slam Aug. 20 against Kane County.

**2003**—Spent the entire season at Single-A Battle Creek and batted .259 with 11 home runs and 52 RBI in 119 games...had a roller coaster season as he hit .189 in April, .324 in May, .145 in June, .304 in July and .267 in August...had five home runs in 93 at bats against left-handed pitchers and six home runs in 339 at bats against right-handers...appeared in 76 games in right field and 41 in left field.

**2002**—Made his professional debut with Single-A Staten Island, the New York-Penn League Champions...batted .203 with a home run and 11 RBI in 48 games...hit .167 over his first 18 games and .225 over his final 30 contests...all 42 of his defensive appearances came in right field...connected for his first professional home run Aug. 29 at Brooklyn.

## PERSONAL/MISCELLANEOUS

Matthew Reese Carson...attended Brigham Young University...was voted 1st Team All-Mountain West Conference and to the All-Mountain West Tournament Team following his junior season...was also named 1st Team All-Mountain West Conference in 2001...ranked among the nation's leaders in home runs and RBI throughout the 2001 season...was one of 19 players originally selected for a tryout with the USA National Team for the summer of 2001...after leading all BYU batters with a .395 batting average in his freshman season, was named first-team freshman All-American by *Collegiate Baseball*, third-team Freshman All-America by *Baseball America*, Mountain West Conference Freshman of the Year, second-team All-MWC, and all-tournament MWC.

## LIFETIME PLAYING RECORD

Year	Club	AVG.	G	AB	R	H	2B	3B	HR	RBI	SH	SF	HP	BB	SO	SB	CS	SLG	OBP	E
2002	Staten Island	.203	48	177	19	36	8	4	1	11	0	1	4	11	48	4	1	.311	.264	1
2003	Battle Creek	.259	119	432	61	112	20	1	11	52	0	7	6	37	100	1	1	.387	.322	4
2004	Tampa	.171	37	129	16	22	7	0	3	17	1	0	1	6	33	2	1	.295	.213	0
	Battle Creek	.304	95	381	59	116	23	2	12	58	0	2	9	22	78	21	7	.470	.355	8
2005	Tampa	.252	84	321	43	81	14	3	8	39	0	4	8	31	68	10	2	.389	.330	2
	Trenton	.192	28	99	10	19	5	0	1	5	2	0	2	0	25	2	3	.273	.208	0
2006	Tampa	.243	40	136	15	33	4	1	8	21	3	3	2	21	31	5	3	.463	.346	0
	Trenton	.256	29	86	10	22	8	1	2	9	5	0	2	4	25	0	0	.442	.304	0
2007	Trenton	.248	129	471	72	117	24	3	16	76	2	6	9	33	109	9	0	.414	.306	3
2008	Trenton	.277	27	112	17	31	7	4	5	26	1	0	0	9	20	1	1	.545	.331	1
	Scranton/W-B	.289	84	305	53	88	10	6	10	38	2	3	8	21	63	10	3	.459	.347	0
2009	Sacramento	.264	118	440	68	116	29	3	25	77	4	5	6	38	94	15	4	.514	.327	0
	OAKLAND	.286	10	21	1	6	0	0	1	5	0	1	0	0	7	0	0	.429	.273	0
2010	Sacramento	.303	64	244	53	74	18	2	13	36	0	2	6	24	58	13	4	.553	.377	2
	OAKLAND	.177	36	79	7	14	2	0	4	9	0	2	0	2	23	4	0	.354	.193	0
<b>ML Totals</b>		<b>.200</b>	<b>46</b>	<b>100</b>	<b>8</b>	<b>20</b>	<b>2</b>	<b>0</b>	<b>5</b>	<b>14</b>	<b>0</b>	<b>3</b>	<b>0</b>	<b>2</b>	<b>30</b>	<b>4</b>	<b>0</b>	<b>.370</b>	<b>.210</b>	<b>0</b>

## CAREER TRANSACTIONS

**2002** — Selected by the New York Yankees organization in the 5th round of the First-Year Player Draft. **2008** — Elected free agency, November 3; signed by the Oakland Athletics to a minor league contract, November 25.

### OAKLAND A'S LONGEST SCORELESS STREAKS BY A RELIEVER

- 39.0 Brad Ziegler, May 31-August 14, 2008**
- 32.1 Paul Lindblad, May 31-July 9, 1975
- 29.2 Rollie Fingers, May 29-July 15, 1971
- 24.1 Rick Honeycutt, July 1-Sept. 14, 1995
- 24.0 Diego Segui, August 4-Sept. 1, 1968
- 23.2 Rollie Fingers, June 8-July 16, 1976
- 23.0 Dennis Eckersley, Aug. 30, 1990-April 16, 1991
- 22.2 Bob Locker, August 4-September 11, 1972
- 21.2 Andrew Bailey, September 6, 2009-May 8, 2010**
- 21.2 Dave Beard, Sept. 13, 1981-May 8, 1982

## VS. THE AMERICAN LEAGUE

2010		CAREER									
AVG.	AB	H	HR	RBI	vs. TEAM	AVG.	AB	H	HR	RBI	
—	0	0	0	0	Baltimore	—	0	0	0	0	
.000	1	0	0	0	Boston	.000	1	0	0	0	
.167	18	3	0	2	Chicago	.167	18	3	0	2	
—	0	0	0	0	Cleveland	.375	8	3	0	1	
—	0	0	0	0	Detroit	—	0	0	0	0	
.429	7	3	1	1	Kansas City	.429	7	3	1	1	
.000	6	0	0	0	Los Angeles	.118	17	2	0	2	
.000	5	0	0	0	Minnesota	.000	5	0	0	0	
.091	11	1	0	0	New York	.091	11	1	0	0	
—	0	0	0	0	Oakland	—	0	0	0	0	
.125	8	1	1	1	Seattle	.111	9	1	1	1	
—	0	0	0	0	Tampa Bay	—	0	0	0	0	
.250	20	5	1	4	Texas	.286	21	6	2	6	
—	0	0	0	0	Toronto	—	0	0	0	0	

## VS. THE NATIONAL LEAGUE

2010		CAREER									
AVG.	AB	H	HR	RBI	vs. TEAM	AVG.	AB	H	HR	RBI	
.333	3	1	1	1	San Francisco	.333	3	1	1	1	

## MONTHLY BREAKDOWN

2010		CAREER									
AVG.	AB	H	HR	RBI	by MONTH	AVG.	AB	H	HR	RBI	
.000	3	0	0	0	April	.000	3	0	0	0	
—	0	0	0	0	May	—	0	0	0	0	
.167	6	1	1	1	June	.167	6	1	1	1	
.261	23	6	0	2	July	.261	23	6	0	2	
.091	11	1	0	1	August	.091	11	1	0	1	
.167	36	6	3	5	September	.224	49	11	4	9	
—	0	0	0	0	October	.125	8	1	0	1	

## BATTING BREAKDOWN

2010		CAREER									
AVG.	AB	H	HR	RBI	by CATEGORY	AVG.	AB	H	HR	RBI	
.130	46	6	2	5	Home	.175	63	11	3	9	
.242	33	8	2	4	Road	.243	37	9	2	5	
.148	27	4	2	4	Day	.225	40	9	2	7	
.192	52	10	2	5	Night	.183	60	11	3	7	
.154	13	2	1	1	Pre-ASG	.154	13	2	1	1	
.182	66	12	3	8	Post-ASG	.207	87	18	4	13	
.167	60	10	4	7	vs. LHP	.192	73	14	5	12	
.211	19	4	0	2	vs. RHP	.222	27	6	0	2	
.111	18	2	0	4	RISP	.208	24	5	0	7	
.500	2	1	0	3	Bases Loaded	.500	4	2	0	5	
.125	8	1	0	3	Pinch Hitter	.222	9	2	0	4	
---	0	0	0	0	Designated Hitter	1.000	1	1	0	1	

## BALLPARK BREAKDOWN

	AVG.	AB	H	HR	RBI
Angel Stadium	.333	3	1	0	1
AT&T Park	.333	3	1	1	1
Ballpark in Arlington	.333	6	2	0	1
Kauffman Stadium	.429	7	3	1	1
Oakland Coliseum	.175	63	11	3	9
Safeco Field	.000	1	0	0	0
Target Field	.000	5	0	0	0
U.S. Cellular Field	.286	7	2	0	1
Yankee Stadium	.000	5	0	0	0

## FIELDING STATISTICS

### Outfield

YEAR	PCT.	G	PO	A	E	TC	DP
2009	1.000	9	12	0	0	12	0
2010	1.000	33	45	2	0	47	0
<b>Totals</b>	<b>1.000</b>	<b>42</b>	<b>57</b>	<b>2</b>	<b>0</b>	<b>59</b>	<b>0</b>

## CARSON'S CAREER BESTS

Hits: 2 (three times), last: September 15, 2010 at Kansas City

Home Runs: 1 (five times), last: September 26, 2010 vs. Texas

Runs Batted In: 2, September 21, 2009 vs. Texas

Stolen Bases: 1 (four times), last: September 29, 2010 at Los Angeles

Hitting Streak: 4, September 19 to 27, 2009

Hitless Streak (At Bats): 15, August 1 to September 6, 2010

Grand Slams: None.

Pinch-Hit Home Runs: None.

Inside-The-Park Home Runs: None.

Game Ending Home Runs: None.

Lead Off Home Runs: None.

**OUTFIELDER****Height/Weight:** 6-0 / 215**Bats/Throws:** Right / Right**Birthdate:** November 10, 1989**Opening Day Age:** 21**Birthplace/Resides:** Fort Worth, Texas / Arlington, Texas**Major League Service:** None**Obtained:** Selected in the 1st round (10th selection overall) of the 2010 First-Year Player Draft**Contract Status:** First year of a one-year contract through 2011.**2010 HIGHLIGHTS**

Was the A's first round selection in the First-Year Player Draft and signed July 29...went 0 for 7 with two walks in three games with the A's affiliate in the Arizona Rookie League before he was transferred to Single-A Vancouver of the Short-Season Northwest League Aug. 6...batted .284 with seven home runs and 26 RBI in 27 games with the Canadians for a .266 average in 30 games overall...hit .316 (25 for 79) with six of his seven home runs and 21 of his 26 RBI against right-handed pitching compared to .133 (4 for 30) against left-handers...his average improved to .294 with runners in scoring position...five of his seven home runs came with runners on base...batted .393 during the day and .222 at night...compiled a .158 (3 for 19) average when leading off an inning...hit third 20 times, second seven times, fourth twice and sixth once...appeared in 29 games in center field, including all 27 of his outings with Vancouver...was named the A's third best prospect by *Baseball America* following the season and was also tabbed by the magazine as the number two prospect in the Northwest League.

**MINORS:** Made his professional debut Aug. 3 against the Padres' AZL affiliate and was 0 for 2 in a start at designated hitter...went 0 for 13 over his first five games before a 2 for 4 performance Aug. 9 against Tri-Cities began a six-game hitting streak (11 for 25, .440)...connected for his first professional home run Aug. 13 against Everett and then hit four home runs over a six-game span from Aug. 17 to 23...had 15 RBI over that stretch, including a season-high five Aug. 20 against Boise...went 4 for 4 with three doubles in the final regular season game Sept. 5 against Everett...then appeared in two postseason games for Vancouver, going 3 for 9 (.333) with a walk...the Canadians were swept in the best of three semi-finals and he was transferred to Kane County Sept. 11 for the Midwest League Semi-Finals...went 4 for 12 (.333) with two home runs and four RBI in three postseason games with the Cougars.

**PERSONAL/MISCELLANEOUS**

Michael B. Choice was originally signed by A's scout Armann Brown...attended the University of Texas-Arlington and left as the Mavericks' career leader in home runs (34)...reached base safely in 157 of 166 collegiate games...was named Southland Conference Player and Hitter of the Year as a junior in 2010...hit a league-leading .383 with 16 home runs and 59 RBI while leading the nation with a school and conference record 76 walks (.568 on-base percentage)...reached base safely in all 60 games, giving him a 72-game reaching base streak dating back to 2009...earned *Baseball America* 1st-Team All-America honors...was named Southland Conference Freshman of the Year in 2008 after hitting .376 with seven home runs and 51 RBI...played for the USA Baseball Collegiate National Team following the 2009 season...graduated from Timberview High School.


**LIFETIME PLAYING RECORD**

Year	Club	AVG.	G	AB	R	H	2B	3B	HR	RBI	SH	SF	HP	BB	SO	SB	CS	SLG	OBP	E
2010	Arizona A's	.000	3	7	1	0	0	0	0	0	0	0	0	2	2	0	0	.000	.222	0
	Vancouver	.284	27	102	20	29	10	2	7	26	0	1	3	15	43	6	1	.627	.388	2

**CAREER TRANSACTIONS**

**2010** — Selected by the Oakland Athletics organization in the 1st round (10th selection overall) of the First-Year Player Draft.



**RIGHT-HANDED PITCHER****Height/Weight:** 6-2 / 200**Bats/Throws:** Right / Right**Birthdate:** December 19, 1978**Opening Day Age:** 32**Birthplace/Resides:** Miami, Florida / Miami, Florida**Major League Service:** 4 years, 62 days**Obtained:** Signed as a free agent to a minor league contract, December 11, 2010**Contract Status:** First year of a one-year contract through 2011.**CAREER HIGHLIGHTS**

Has pitched for three teams in a seven-year career that includes stops in Toronto (2003-06), San Francisco (2006-08) and Cleveland (2009)...has a 4.33 ERA in 252 career appearances but has not pitched in the majors since 2009, when he appeared in eight games with Cleveland...his last big league outing came May 5, 2009 at Toronto...pitched for Hiroshima in the Japanese Leagues last year after he was released by the Pirates organization July 22...allowed just 4 of 37 (11.8%) inherited runners to score in 2005, which was the lowest mark in the American League...named the Southern League's Most Outstanding Pitcher in 2002 after leading the league with 13 wins and a 2.96 ERA.

**2010 HIGHLIGHTS**

Began the year at Triple-A Indianapolis in the Pittsburgh farm system but finished it with Hiroshima of the Japanese Leagues...was 1-0 with a 4.96 ERA in 28 relief appearances with the Indians before he was released July 22...went to Japan and logged a 2-0 mark with one save and a 5.79 ERA in 16 relief appearances for Hiroshima...with the Indians, allowed a .293 opponents batting average...that included a .278 (22 for 79) mark against right-handed hitters and .315 (17 for 54) against left-handers...opponents hit .345 with all three of his home runs when leading off an inning...however, they batted .200 with runners in scoring position and two outs...posted a 3.31 ERA in 15 appearances at home and had a 6.61 ERA in 13 games on the road...allowed 5 of 13 (38.5%) inherited runners to score...tossed at least 1.0 inning in 25 of his 28 outings.

**INDIANAPOLIS:** Allowed eight runs on seven hits and a walk in his season debut April 8 against Columbus and retired just one batter...yielded a total of 16 runs over his first four outings (4.0 ip, 36.00 ERA) and opponents were 17 for 29 (.586) before he was placed on the disabled list April 20 with a strained lower back...was reinstated April 27 and did not allow a run in 22 of his final 24 outings...posted a 0.63 ERA and allowed a .211 opponents batting average over that span...allowed just one home run in 28.2 innings...had an eight-game, 11.2-inning scoreless streak from May 24 to June 14...struck out a season high five batters in 2.0 perfect innings against Charlotte May 27...finished May with a 0.71 ERA and .178 opponents batting average in 10 appearances and then posted a 0.82 ERA in 10 outings in June...his only decision of the season came June 1 when he tossed 2.0 scoreless innings against Gwinnett for the win.

**CAREER**

**2009**—Spent entire season in Cleveland organization after attending spring training as a non-roster invitee...made one appearance with Triple-A Columbus before his contract was selected by Cleveland April 11...was scored upon in each of his first three appearances with the Indians...surrendered his only home run in his second appearance; a grand slam to Kansas City's John Buck April 14 at Kauffman Stadium...did not allow a run in his final three outings in April (5.1 ip)...allowed a combined three runs in his first two games in May and was designated for assignment May 7...was outrighted to Columbus May 14, where he spent the remainder of the season...recorded his first save May 28 vs. Charlotte...picked up his final three saves in his next three appearances from June 3-9...worked 1.0 scoreless inning and recorded his only win June 12 vs. Louisville...was charged with two runs in 1.0 inning in his final outing July 7 vs. Indianapolis...missed the final two months with a right ankle sprain.

**2008**—Began the season on the disabled list with a shoulder ailment that curtailed his 2007 campaign as well...was 0-3 with a 4.83 ERA in 27 appearances with the Giants after being reinstated from 15-day

DL April 16...during his first four appearances in June, his ERA rose from 2.92 to 5.10 as he allowed nine runs in 5.1 innings...over a longer stretch, he had allowed 12 earned runs in 13.2 innings spanning his last 12 outings...was designated for assignment June 24 and sent outright to Triple-A Fresno July 1...finished the year with the Grizzlies, going 0-1 with two saves and a 3.65 ERA in 22 games...held right-handed hitters to a .255 average while lefties hit .297 with three home runs.

**2007**—Posted a solid campaign in his first full year with the Giants, appearing in 57 games with a 5-4 record and 3.57 ERA...however, missed the final month of the season due to a circulatory problem in his right arm...was originally placed on the 15-day disabled list Aug. 28, before being transferred to the 60-day DL Sept. 7...at the time of the injury, he was tied for the staff lead in appearances...went 5-2 with a 3.20 ERA in his last 43 outings beginning May 7...picked up his first win in a Giants uniform May 17 at Houston, tossing a perfect 11th inning...collected his first Major League hit Aug. 20 at Florida, a single off Sergio Mitre.

**2006**—Opened the year in Toronto but became a key component of the San Francisco bullpen after being acquired in a July 21 deal...was unscored upon in 19 of his 28 outings in a Giants uniform while holding opponents to a .210 batting average...allowed just 5 of 20 (25.0%) inherited runners to score...averaged 10.1 strikeouts per nine innings, fanning 25 batters in 22.1 frames...in 20 relief appearances with the Blue Jays, went 1-0 with a 5.25 ERA.

**2005**—Pitched the entire season at the Major League level, posting a 3.88 ERA and establish career bests with 62 appearances and 72.0 innings...allowed just 4 of 37 (11.8%) inherited runners to score, which was the lowest mark in the American League...limited right-handed hitters to a .231 batting average and three home runs.

**2004**—Began the season at Triple-A Syracuse but was recalled by Toronto May 26 and stayed with the Blue Jays the remainder of the campaign...appeared in 47 games with Toronto, going 1-3 with two saves and a 4.66 ERA...allowed 7 of 22 (32.8%) inherited runners to score...forged a 2.16 ERA in 17 outings prior to the All-Star Break...earned his first career save with 2.0 scoreless innings at Oakland June 4...logged his first big league victory Sept. 19 with 1.1 scoreless innings against visiting Tampa Bay.

**2003**—Was recalled from Syracuse Sept. 2 and made his Major League debut Sept. 8 at Yankee Stadium with 2.0 scoreless innings...made three big league appearances overall and had a 5.06 ERA...led the Syracuse pitching staff in strikeouts (90) and tied for the team lead in wins (8) and starts (21).

**2002**—Named the Southern League's Most Outstanding Pitcher after leading the league with 13 wins and a 2.96 ERA in 25 games, 24 starts, for Double-A Tennessee...was promoted to Syracuse for two late season outings...was the Webster Award winner as Tennessee's MVP...tied for the organizational lead with 13 victories while ranking fifth with 110 strikeouts...named to the SL Midseason and Postseason All-Star Teams.

**2001**—Ranked second in the Florida State League with a ratio of 13.21 strikeouts per nine innings, fanning 50 batters in 34.2 innings for Single-A Dunedin...also pitched in 24 games at Tennessee and five contests with Syracuse.

**2000**—Began his profession career with a 14-game, 13-start stint for Single-A Medicine Hat in the Pioneer League...was 2-4 with a 3.80 ERA.

## PERSONAL/MISCELLANEOUS

Charles Vincent Chulk...is a 1996 graduate of Palmetto Senior High School in Miami, where he was named the team MVP and earned the Best Pitcher Award during his senior year...graduated from St. Thomas University in 2000 with a degree in sports management...was a three-time recipient of the Sun Conference's Best Pitcher Award (1998-2000) while also being tabbed as the Regional Pitcher-of-the-Year as a senior in 2000.

## LIFETIME PITCHING RECORD

Year	Club	W	L	ERA	G	GS	CG	SHO	SV	IP	H	R	ER	HR	HB	BB	IBB	SO	WP	BK
2000	Medicine Hat	2	4	3.80	14	13	0	0	0	68.2	75	36	29	5	2	20	0	51	3	0
2001	Dunedin	1	2	3.12	16	1	0	0	1	34.2	38	16	12	2	0	13	1	50	4	0
	Syracuse	1	0	1.50	5	0	0	0	0	6.0	5	1	1	0	0	4	0	3	3	0
	Tennessee	2	5	3.14	24	1	0	0	2	43.0	34	15	15	5	2	8	1	43	1	0
2002	Tennessee	13	5	2.96	25	24	0	0	1	152.0	133	55	50	12	5	53	0	108	6	0
	Syracuse	0	1	5.79	2	1	0	0	0	4.2	6	6	3	0	0	6	0	2	2	0
2003	Syracuse	8	10	4.22	23	21	1	0	0	119.1	118	70	56	14	5	46	0	90	5	0
	TORONTO	0	0	5.06	3	0	0	0	0	5.1	6	3	3	0	0	3	0	2	0	0
2004	Syracuse	4	2	2.83	18	0	0	0	3	28.2	27	13	9	5	1	11	2	26	0	0
	TORONTO	1	3	4.66	47	0	0	0	2	56.0	59	30	29	6	1	27	1	44	2	0
2005	TORONTO	0	1	3.88	62	0	0	0	0	72.0	68	33	31	9	1	26	3	39	5	0
2006	TORONTO	1	0	5.25	20	0	0	0	0	24.0	29	16	14	4	2	5	0	18	1	0
	Syracuse	3	2	2.25	19	0	0	0	1	32.0	20	8	8	4	2	14	1	43	2	0
	SAN FRANCISCO	0	3	5.24	28	0	0	0	0	22.1	17	13	13	2	1	15	2	25	3	0
2007	SAN FRANCISCO	5	4	3.57	57	0	0	0	0	53.0	53	22	21	3	2	14	2	41	2	0
2008	Fresno	0	1	3.65	22	2	0	0	2	24.2	25	10	10	3	1	13	0	21	4	0
	SAN FRANCISCO	0	3	4.83	27	0	0	0	0	31.2	33	18	17	6	2	8	2	16	1	0
2009	Columbus	1	0	2.08	18	0	0	0	4	21.2	22	7	5	0	0	7	0	16	1	0
	CLEVELAND	0	1	3.75	8	0	0	0	0	12.0	10	6	5	1	0	10	0	4	0	0
2010	Indianapolis	1	0	4.96	28	0	0	0	0	32.2	39	18	18	3	0	12	1	38	0	0
	Hiroshima (Japan)	2	0	5.79	16	0	0	0	1	18.2	24	15	12	0	1	7	0	12	0	3
<b>AL Totals</b>		<b>2</b>	<b>5</b>	<b>4.36</b>	<b>140</b>	<b>0</b>	<b>0</b>	<b>0</b>	<b>2</b>	<b>169.1</b>	<b>172</b>	<b>88</b>	<b>82</b>	<b>20</b>	<b>4</b>	<b>71</b>	<b>4</b>	<b>107</b>	<b>8</b>	<b>0</b>
<b>NL Totals</b>		<b>5</b>	<b>10</b>	<b>4.29</b>	<b>112</b>	<b>0</b>	<b>0</b>	<b>0</b>	<b>0</b>	<b>107.0</b>	<b>103</b>	<b>53</b>	<b>51</b>	<b>11</b>	<b>5</b>	<b>37</b>	<b>6</b>	<b>82</b>	<b>6</b>	<b>0</b>
<b>ML Totals</b>		<b>7</b>	<b>15</b>	<b>4.33</b>	<b>252</b>	<b>0</b>	<b>0</b>	<b>0</b>	<b>2</b>	<b>276.1</b>	<b>275</b>	<b>141</b>	<b>133</b>	<b>31</b>	<b>9</b>	<b>108</b>	<b>10</b>	<b>189</b>	<b>14</b>	<b>0</b>

## CAREER TRANSACTIONS

**2000** — Selected by the Toronto Blue Jays organization in the 12th round of the June Draft. **2006** — Traded to the San Francisco Giants with infielder Shea Hillenbrand for pitcher Jeremy Accardo, July 21. **2007** — On disabled list, August 26 to October 29 **2008** — On disabled list, March 21 to April 15; included rehabilitation assignment to Fresno, April 4 to 14. Elected free agency, September 29. **2009** — Signed by the Cleveland Indians to a minor league contract, January 21. Elected free agency, October 6; signed by the Pittsburgh Pirates to a minor league contract, December 10. **2010** — Released, July 22; signed by Hiroshima (Japan). Signed by the Oakland Athletics to a minor league contract, December 11.

## VS. THE AMERICAN LEAGUE

2010		CAREER												
ERA	W	L	S	G	IP	ER	vs. TEAM	ERA	W	L	S	G	IP	ER
—	0	0	0	0	0.0	0	Baltimore	7.58	1	1	0	17	19.0	16
—	0	0	0	0	0.0	0	Boston	4.76	0	0	0	15	17.0	9
—	0	0	0	0	0.0	0	Chicago	0.00	0	0	0	5	9.0	0
—	0	0	0	0	0.0	0	Cleveland	1.69	0	0	0	6	5.1	1
—	0	0	0	0	0.0	0	Detroit	3.27	0	0	0	8	11.0	4
—	0	0	0	0	0.0	0	Kansas City	7.36	0	0	0	4	3.2	3
—	0	0	0	0	0.0	0	Los Angeles	1.69	0	0	0	3	5.1	1
—	0	0	0	0	0.0	0	Minnesota	3.86	0	0	0	3	4.2	2
—	0	0	0	0	0.0	0	New York	4.78	1	2	0	23	26.1	14
—	0	0	0	0	0.0	0	Oakland	7.62	0	0	1	11	13.0	11
—	0	0	0	0	0.0	0	Seattle	2.87	0	0	0	11	15.2	5
—	0	0	0	0	0.0	0	Tampa Bay	2.84	1	0	0	16	19.0	6
—	0	0	0	0	0.0	0	Texas	3.60	0	1	0	8	10.0	4
—	0	0	0	0	0.0	0	Toronto	10.13	0	1	0	3	2.2	3

## VS. THE NATIONAL LEAGUE

2010		CAREER												
ERA	W	L	S	G	IP	ER	vs. TEAM	ERA	W	L	S	G	IP	ER
—	0	0	0	0	0.0	0	Arizona	1.38	0	1	1	10	13.0	2
—	0	0	0	0	0.0	0	Atlanta	0.00	0	0	0	5	3.2	0
—	0	0	0	0	0.0	0	Chicago	4.15	0	0	0	6	4.1	2
—	0	0	0	0	0.0	0	Cincinnati	3.38	0	1	0	3	2.2	1
—	0	0	0	0	0.0	0	Colorado	5.31	0	1	0	17	20.1	12
—	0	0	0	0	0.0	0	Florida	1.13	2	0	0	8	8.0	1
—	0	0	0	0	0.0	0	Houston	5.79	1	2	0	5	4.2	3
—	0	0	0	0	0.0	0	Los Angeles	10.24	0	1	0	14	9.2	11
—	0	0	0	0	0.0	0	Milwaukee	1.69	0	1	0	6	5.1	1
—	0	0	0	0	0.0	0	New York	4.91	0	0	0	3	3.2	2
—	0	0	0	0	0.0	0	Philadelphia	3.52	0	1	0	6	7.2	3
—	0	0	0	0	0.0	0	Pittsburgh	2.84	0	1	0	7	6.1	2
—	0	0	0	0	0.0	0	San Diego	1.98	1	1	0	16	13.2	3
—	0	0	0	0	0.0	0	San Francisco	0.00	0	0	0	2	1.1	0
—	0	0	0	0	0.0	0	St. Louis	27.00	0	0	0	2	1.1	4
—	0	0	0	0	0.0	0	Washington	7.00	0	0	0	9	9.0	7

## MONTHLY BREAKDOWN

2010		CAREER												
ERA	W	L	S	G	IP	ER	by MONTH	ERA	W	L	S	G	IP	ER
—	0	0	0	0	0.0	0	April	3.57	0	2	0	44	53.0	21
—	0	0	0	0	0.0	0	May	4.40	1	5	0	38	47.0	23
—	0	0	0	0	0.0	0	June	3.44	3	0	2	46	52.1	20
—	0	0	0	0	0.0	0	July	3.53	1	2	0	41	43.1	17
—	0	0	0	0	0.0	0	August	5.83	1	5	0	51	46.1	30
—	0	0	0	0	0.0	0	September	5.77	1	1	0	32	34.1	22

## PITCHING BREAKDOWN

2010		CAREER												
ERA	W	L	S	G	IP	ER	by CATEGORY	ERA	W	L	S	G	IP	ER
—	0	0	0	0	0.0	0	Home	3.81	5	6	1	129	151.0	64
—	0	0	0	0	0.0	0	Road	4.95	2	9	1	123	125.1	69
—	0	0	0	0	0.0	0	Day	4.13	3	6	1	89	100.1	46
—	0	0	0	0	0.0	0	Night	4.45	4	9	1	163	176.0	87
—	0	0	0	0	0.0	0	Pre-ASG	3.81	4	7	2	137	163.0	69
—	0	0	0	0	0.0	0	Post-ASG	5.08	3	8	0	115	113.1	64
—	0	0	0	0	0.0	0	Starter	—	0	0	0	0	0	0
—	0	0	0	0	0.0	0	Reliever	4.33	7	15	2	252	276.1	133

## BALLPARK BREAKDOWN

	ERA	W	L	S	G	IP	ER
Angel Stadium	27.00	0	0	0	1	0.1	1
AT&T Park	4.03	3	5	0	57	58.0	26
Bithorn Stadium	0.00	0	0	0	1	1.0	0
Busch Stadium	18.00	0	0	0	1	1.0	2
Camden Yards	10.29	0	0	0	7	7.0	8
Chase Field	2.70	0	1	0	6	6.2	2
Citizens Bank Park	1.80	0	0	0	4	5.0	1
Comerica Park	2.08	0	0	0	2	4.1	1
Coors Field	10.80	0	1	0	8	8.1	10
Dodger Stadium	7.71	0	1	0	5	2.1	2
Fenway Park	7.36	0	0	0	8	7.1	6
Great American	0.00	0	0	0	1	0.1	0
Kauffman Stadium	7.71	0	0	0	3	2.1	2
Metrodome	5.40	0	0	0	1	1.2	1
Miller Park	9.00	0	1	0	3	1.0	1
Minute Maid Park	4.50	1	0	0	2	2.0	1
Oakland Coliseum	5.19	0	0	1	6	8.2	5
Original Yankee Stadium	8.31	0	2	0	11	13.0	12
PETCO Park	4.76	0	1	0	8	5.2	3
PNC Park	0.00	0	0	0	5	4.0	0
Progressive Field	2.00	0	0	0	6	9.0	2
Rangers Ballpark	4.76	0	1	0	5	5.2	3
RFK Stadium	7.71	0	0	0	2	2.1	2
Rogers Centre	4.00	2	2	1	72	87.2	39
Safeco Field	0.00	0	0	0	3	5.2	0
Shea Stadium	0.00	0	0	0	1	1.0	0
Sun Life Stadium	1.42	1	0	0	6	6.1	1
Tropicana Field	0.00	0	0	0	4	5.1	0
Turner Field	0.00	0	0	0	3	3.0	0
U.S. Cellular Field	0.00	0	0	0	2	4.0	0
Wrigley Field	4.15	0	0	0	6	4.1	2
Yankee Stadium	0.00	0	0	0	2	2.0	0

## FIELDING STATISTICS

### Pitcher

Year	Pct.	G	PO	A	E	TC	DP
2003	1.000	3	0	3	0	3	0
2004	1.000	47	3	6	0	9	0
2005	.895	62	4	13	2	19	2
2006	1.000	48	3	5	0	8	0
2007	.857	57	2	4	1	7	1
2008	1.000	27	3	4	0	7	0
2009	.750	8	1	2	1	4	0
<b>Totals</b>	<b>.930</b>	<b>252</b>	<b>16</b>	<b>37</b>	<b>4</b>	<b>57</b>	<b>3</b>

## CHULK'S CAREER HIGHS

**Low Hit Complete Game:** None

**Innings Pitched:** 3.0 (four times), last: April 14, 2006 at Chicago (AL)

**Strikeouts:** 4 (twice), last: August 15, 2007 at Atlanta

**Longest Winning Streak:** 4, May 17 to July 27, 2007

**Longest Losing Streak:** 5, August 13, 2006 to May 6, 2007

**Longest Scoreless Streak:** 14.2, June 8 to July 6, 2004

**RIGHT-HANDED PITCHER****Height/Weight:** 5-11 / 261**Bats/Throws:** Right / Right**Birthdate:** April 14, 1980**Opening Day Age:** 30**Birthplace/Resides:** Carlsbad, New Mexico / Artesia, New Mexico**Major League Service:** None**Obtained:** Signed as a free agent to a minor league contract, November 12, 2010**Contract Status:** First year of a one-year contract through 2011.**CAREER HIGHLIGHTS**

Is 30-15 with 39 saves and a 2.43 ERA (122 er in 452.2 ip) in 274 career minor league appearances...has 467 strikeouts in 452.2 innings, an average of 9.28 per nine innings...has yielded just 15 home runs, or one per 30.2 innings...was originally signed by the Kansas City Royals organization July 16, 2004 after spending two and one-half seasons with Schaumburg of the independent Northern League...selected by San Diego in the minor league portion of the Rule 5 draft following the 2007 season and spent two years in the Padres farm system before spending 2010 in the Angels organization.

**2010 HIGHLIGHTS**

Spent the entire season at Triple-A Salt Lake where he compiled a 5-1 record, one save and a 3.06 ERA in 38 appearances, all in relief...had career highs in hits (72), earned runs (28) and hit batters (5)...allowed just four home runs in 82.1 innings, but the home runs matched his career high...ranked fifth among Pacific Coast League relievers in opponents batting average (.235) and strikeouts per nine innings (8.74)...his 80 strikeouts were second best on the Bees pitching staff...the opponents batting average broke down to .186 (35 for 188) against right-handed hitters, .311 (37 for 119) with three of his four home runs against left-handers...yielded a .176 mark to batters leading off an inning...allowed 13 of 25 (52.0%) inherited runners to score...converted 1 of 2 (50.0%) save opportunities...tossed at least 1.0 inning in 36 of his 38 outings, including 2.0 or more 27 times.

**SALT LAKE:** Started slowly as he allowed three runs in two of his first four outings and had a 5.51 ERA over his first nine appearances through May 9...then tossed at least 2.0 innings in each of his next nine outings (2 er in 21.2 ip, 0.83 ERA), lowering his season ERA to 2.84 through games of June 15...was placed on the disabled list June 17 with an infection in his mouth...was reinstated from the DL June 30...struck out a season high six batters in 3.1 innings, July 4 against Tacoma...tossed a season high 3.2 innings July 8 at Las Vegas...issued a season-high four walks July 31 at Portland...yielded a season high four runs on a season high six hits in 2.0 innings Aug. 8 against New Orleans...did not allow a run the rest of the way, finishing the season with a seven-game, 17.2-inning scoreless streak (12 h, 4 bb, 19 so)...posted three of his five wins over that span.

**CAREER**

**2009**—Combined for a 1-4 record, one save and a 1.97 ERA in 35 appearances, including one start, with Triple-A Portland, Double-A San Antonio and the Padres affiliate in the Arizona Rookie League...yielded just one home run in 50.1 innings...allowed a .249 opponents batting average, including .228 against right-handed hitters and .278 against left-handers...opponents hit .212 with the bases empty, .287 with runners on...began the season at Portland and was 1-1 with a 0.56 ERA in nine relief appearances when he was placed on the disabled list May 6 with a strained right elbow...was sent to the AZL Padres on a rehab assignment July 13 and posted a 3.12 ERA in seven games, one start...was reinstated from the DL July 28 and transferred to Double-A San Antonio...finished the season with the Missions, going 0-3 with a save and a 2.45 ERA in 19 relief appearances...did not allow a run in two postseason appearances (2.0 ip, 1 h, 2 bb, 3 so)...was 0-1 with 12 saves and a 4.43 ERA in 20 relief appearances for Mazatlan in the Mexican Winter League following the season...tied for the league lead in saves.

**2008**—Pitched the entire season at Double-A San Antonio, going 6-4 with four saves and a 2.69 ERA in a career-high 60 relief appearances...the appearances tied for fourth in all of minor league baseball...tied for first in the Texas League in appearances and tied for fifth in strikeouts (110)...ranked second

among TL relievers in strikeouts per nine innings (11.83) and fourth in opponents batting (.228)...was named the Padres Minor League Pitcher of the Month for May, going 3-1 with one save and a 0.40 ERA in 11 relief appearances...struck out 30 and issued only nine walks, while holding opponents to a .135 average...made one postseason appearance for the Missions (1.1 ip, 4 h, 3 r, 3 er, 1 bb, 4 so, 20.25 ERA).

**2007**—In his last season in the Royals organization, he pitched for Double-A Wichita and Triple-A Omaha...went 6-1 with four saves and a 2.45 ERA in 38 combined games, including two starts, between his two stops...held left handed-hitters to a .159 average in the Texas League...was 0-1 with a 5.52 ERA in nine relief appearances at Omaha from May 29 to July 3...pitched for Mazatlan in the Mexican Winter League following the season and was 1-0 with seven saves, a 0.61 ERA and .154 opponents batting average in 16 appearances.

**2006**—Split the season between Double-A Wichita and Single-A High Desert...went 5-2 with a career-high 20 saves and a 2.04 ERA in 50 combined relief appearances...struck out 65 compared to 33 walks...allowed only one home run and held opponents to a .159 average...was 2-0 with a 2.45 ERA in four postseason games for Wichita (7.1 ip, 5 h, 2 r, 2 er, 4 bb, 3 so)...posted a 3.07 ERA in 14 relief appearances for Grand Canyon in the Arizona Fall League following the season.

**2005**—Made three stops during the season at Single-A Burlington and High Desert and Triple-A Omaha...combined for a 6-1 record, five saves and a 2.10 ERA in 37 games, three starts...pitched 28 of his 37 games with Burlington, including his first three career starts...had a win and a 6.75 ERA in two postseason appearances at High Desert (2.2 ip, 2 h, 2 r, 2 er, 1 bb, 2 so).

**2004**—Began the season with Schaumburg in the independent Northern League and was 3-2 with nine saves and a 2.51 ERA in 22 relief appearances when he was signed by Kansas City July 16...went 1-2 with five saves and a 2.28 ERA in 16 games with Single-A Burlington.

**2003**—Returned to Schaumburg for the second consecutive season and was 4-0 with three saves and a 2.44 ERA in 38 relief appearances...allowed a .203 opponents batting average...surrendered just two home runs in 59.0 innings.

**2002**—Signed with Schaumburg of the independent Northern League and was 1-1 with a 3.18 ERA in 18 relief appearances...allowed a .241 opponents batting average.

## PERSONAL/MISCELLANEOUS

Gabriel DeHoyos...graduated from Artesia (NM) High School...attended Yavapai Junior College and then Eastern New Mexico University...received First-Team All-Lone Star Conference honors in 2001.

### LIFETIME PITCHING RECORD

Year	Club	W	L	ERA	G	GS	CG	SHO	SV	IP	H	R	ER	HR	HB	BB	IBB	SO	WP	BK
2002	Schaumburg (Ind.)	1	1	3.18	18	0	0	0	0	22.2	19	8	8	2	1	15	3	20	1	0
2003	Schaumburg (Ind.)	4	0	2.44	38	0	0	0	3	59.0	44	23	16	2	3	23	1	44	4	1
2004	Schaumburg (Ind.)	3	2	2.51	22	0	0	0	9	32.1	31	12	9	1	0	8	1	44	3	0
	Burlington	1	2	2.28	16	0	0	0	5	23.2	19	6	6	0	0	11	0	26	2	0
2005	Omaha	0	0	23.14	2	0	0	0	0	2.1	3	7	6	1	0	5	0	0	0	0
	Burlington	4	1	1.56	28	3	0	0	3	69.1	51	24	12	2	1	27	1	81	12	1
	High Desert	2	0	0.93	7	0	0	0	2	9.2	10	1	1	0	0	2	0	7	0	0
2006	Wichita	2	1	1.64	22	0	0	0	7	33.0	20	7	6	1	0	19	2	28	1	0
	High Desert	3	1	2.51	28	0	0	0	13	28.2	13	10	8	0	0	14	0	37	3	0
2007	Omaha	0	1	5.52	9	0	0	0	0	14.2	20	9	9	2	0	5	1	9	2	0
	Wichita	6	0	1.64	29	2	0	0	4	55.0	38	11	10	2	0	19	0	44	1	0
2008	San Antonio	6	4	2.69	60	0	0	0	4	83.2	71	27	25	2	1	33	1	110	5	1
2009	Portland	1	1	0.56	9	0	0	0	0	16.0	10	1	1	0	3	9	1	12	1	0
	AZL Padres	0	0	3.12	7	1	0	0	0	8.2	11	7	3	0	0	3	0	10	1	1
	San Antonio	0	3	2.45	19	0	0	0	0	25.2	27	9	7	1	0	9	1	23	0	0
2010	Salt Lake	5	1	3.06	38	0	0	0	1	82.1	72	31	28	4	5	33	0	80	6	0

## CAREER TRANSACTIONS

**2002** — Signed by Schaumburg of the independent Northern League. **2004** — Signed by the Kansas City Royals to a minor league contract, July 16. **2007** — Selected by the San Diego Padres in the Triple-A Phase of the Rule 5 draft, December 6. **2010** — Released, January 25; signed by the Los Angeles Angels to a minor league contract, February 12. Elected free agency, November 6; signed by the Oakland Athletics to a minor league contract, November 12.

**RIGHT-HANDED PITCHER****Height/Weight:** 6-0 / 225**Bats/Throws:** Right / Right**Birthdate:** July 21, 1978**Opening Day Age:** 32**Birthplace/Resides:** Fountain Valley, California / Ft. Myers, Florida**Major League Service:** 2 years, 124 days**Obtained:** Signed as a free agent to a minor league contract, October 29, 2010**Contract Status:** First year of a one-year contract through 2011.**CAREER HIGHLIGHTS**

Has made 92 career appearances over parts of three seasons with Minnesota (2006) and Texas (2007, 2009) and has a 5.14 ERA...spent the entire 2010 season at Triple-A Oklahoma City...had five stints with Texas in 2009 after missing the entire 2008 season following ‘Tommy John’ ligament transplant surgery...was originally drafted by Minnesota in 1999 and played eight seasons in the Twins organization, making his ML debut in his final season in 2006...pitched in the Arizona Fall League in 2002 (Phoenix) and 2008 (Surprise).

**2010 HIGHLIGHTS**

Went 5-4 with two saves and a 3.50 ERA in 49 relief appearances with Triple-A Oklahoma City...allowed just two home runs in 72.0 innings...yielded a .264 opponents batting average, including .254 (30 for 118) against left-handed hitters and .272 (44 for 162) against right-handers...opponents hit .200 when leading of an inning but they had a .329 batting average with runners in scoring position...had a 2.17 ERA and .229 opponents batting average in 25 appearances on the road, a 4.93 ERA and .300 opponents average at home...posted a 0.84 ERA in the ninth inning...compiled a 2.64 ERA and .233 opponents average in 39 outings at night, 8.44 ERA and .396 opponents average in 10 day games...allowed 5 of 21 (23.8%) inherited runners to score...was 2 for 6 (33.3%) in save opportunities...tossed at least 1.0 innings in 46 of his 49 outings, including 2.0 or more 16 times.

**OKLAHOMA CITY:** Allowed 16 of his 36 runs over his first 12 outings for a 6.35 ERA, including April 27 against Memphis when he surrendered a season-high six runs, two earned, on six hits in 0.2 innings and took the loss...then posted a 2.62 ERA over his final 37 appearances...allowed a season-high seven hits in 2.0 innings June 23 at New Orleans...tossed a season-high 3.0 scoreless innings June 29 at Omaha...finished the month of June with a 2.12 ERA, his lowest monthly mark of the season...gave up his only home runs in back-to-back outings, July 3 at Albuquerque and July 7 against Nashville...pitched 3.0 perfect innings of relief July 19 at Iowa and matched his season high with four strikeouts...had an eight-game, 10.1-inning scoreless streak from Aug. 13 to Sept. 4...made one postseason appearance for the RedHawks (1.1 ip, 2 h, 1 bb).

**CAREER**

**2009**—Posted no record with a 4.50 ERA in 17 relief appearances for the Rangers...had five total stints with Texas: April 15-22, June 26-28, July 20-27, Aug. 19-21, and Sept. 4 to the end of season...was on the disabled list at the start of the season until April 14 and also from April 23-June 25, both times with a right groin strain...opponents batted .281 with no home runs...had a 2.89 ERA in eight outings in Arlington, 6.23 in nine road appearances...pitched more than 1.0 inning on three occasions...was activated from the 15-day disabled list April 15 and made his season debut that day vs. Baltimore, tossing 2.0 scoreless innings in Rangers’ 19-6 win...it was his first big league outing since Aug. 16, 2007 vs. Kansas City...tossed 1.0 scoreless inning April 22 at Toronto, his third appearance after his DL stint...exited in the middle of the first batter in the 10th inning that night due to a recurrence of his right groin strain...was placed on 15-day disabled list April 23 and transferred to the 60-day DL June 3...was recalled a final time Sept. 4 and made nine of his 17 appearances of 2009 in September...over his last 11 appearances beginning Aug. 20, he allowed runs in just one game: a season-high five runs and six hits in 0.1 innings Sept. 22 at Oakland...posted no record with two saves and a 2.10 ERA over 19 games, including two starts, for Oklahoma City, holding opponents to a .205 average...lefties hit .237 with right-handers at .172...opposition hit .160 with runners in scoring position, including .143 with RISP and two outs...



allowed 2 of 10 inherited runners to score...his only starts came July 1 at Iowa (3.0 shutout innings) and July 5 vs. Omaha (4.0 shutout innings)...pitched more than 1.0 inning in 10 of his 17 relief outings... had a 1.35 ERA over eight games in August.

**2008**—Spent the bulk of his season strengthening his surgically-repaired right elbow in a rehabilitation program at the Rangers' training complex in Surprise, Arizona...progressed to the point that he was able to make eight starts in the Arizona Fall League with the Surprise Rafters from Oct. 10-Nov. 18...went 0-3 with a 6.49 ERA, 33 strikeouts and 8 walks...was limited to fewer than 4.0 innings in six of his eight outings, but tossed a season-high 4.2 innings of shutout ball Oct. 6 vs. Peoria with 5 strikeouts...notched a season-high eight strikeouts Oct. 25 vs. Mesa...held right-handers to a .250 average while lefties batted .358.

**2007**—Split the season between Triple-A Oklahoma and Texas before his season ended Aug. 27 with "Tommy John" ligament transplant surgery on his right elbow...the surgery was performed by Dr. Keith Meister at the Medical Center of Arlington...made 33 appearances, including two starts, for Texas...tossed 14.1 scoreless innings from May 23-June 10...earned the win in his Texas debut April 22 vs. Oakland, tossing 1.2 shutout innings...recorded his first career save May 5 vs. Toronto, a 3.0-inning rescue in the Ranger's 7-1 victory...posted a career-high six strikeouts May 28 at Oakland (4.0 ip)...made his first career start June 26 at Detroit...placed on the DL Aug. 17 for remainder of season...was transferred to the 60-day DL Sept. 4...tossed 7.1 shutout innings over five appearances for Oklahoma.

**2006**—Made his major league debut with Minnesota in relief April 6 at Toronto...earned his first major league win Aug. 26 at Chicago (AL) with 2.0 scoreless innings, allowing just one hit while in extra innings...posted a 1.56 ERA in nine August appearances.

**2005**—Spent the entire season with Triple-A Rochester...had a seven-game win streak, May 15-July 30...did not allow an earned run in seven consecutive appearances (8.0 ip), May 23-June 11...selected to the Triple-A All-Star game July 13 at Sacramento.

**2004**—Went 6-7 with a 3.64 ERA in 36 appearances, 21 starts, at Rochester...was 6-5 with a 4.00 ERA in his 21 starts and 0-2 with a 2.10 ERA with four saves in 15 relief appearances...ranked third on the club in starts (21), innings pitched (136.0) and strikeouts (91)...among International League leaders, ranked third in shutouts (1) and ninth in ERA.

**2003**—Began the season at Double-A New Britain...was the Twins' Minor League Player of the Week, June 7-13...had a season-high four-game win-streak, going 4-0 with a 0.00 ERA over a five-start span from June 8-24...did not allow a run in 29.0 innings, covering five-plus starts, June 8-30...selected to the Eastern League All-Star Game July 16 at New Britain, but did not play after being promoted to Rochester July 10...transferred back to New Britain Aug. 5.

**2002**—Began the season at Ft. Myers...went 4-1 with a 2.41 ERA in 17 relief appearances...was on the DL with right shoulder tendinitis, April 12-24...held right-handed batters to a .182 batting average with no homers...promoted to New Britain June 21...did not allow an earned run in nine consecutive appearances from July 12-Aug. 2 (16.0 ip)...ranked third on the club with six wins...pitched for Phoenix in Arizona Fall League.

**2001**—Began the season at Quad Cities...did not allow a run in his first 12 appearances (18.0 ip), April 5-May 7...held right-handed batters to a .196 average with one home run...promoted to Ft. Myers, May 24.

**2000**—Named the Midwest League Pitcher of the Week, April 16-22...tossed a two-hit shutout and a season-high 7.0 innings with 14 strikeouts April 21 vs. Wisconsin...ranked fourth on the club in strikeouts (81) and tied for fourth in starts (18).

**1999**—Began the season at Elizabethton...tossed his first career complete game (9.0 ip) Aug. 13 vs. Johnson County...tied for the club lead with six wins...led the league with one complete game...promoted to Quad Cities Aug. 31 and made two starts.

**PERSONAL/MISCELLANEOUS**

William Mays Eyre was originally signed by Twins scout Lee MacPhail...wife Rachel (Lucas)...sons Jackson (12/14/04) and Parker (10/27/06); daughter Lily (11/7/08)...1996 graduate of Cyprus (UT) High School where he was All-Region in 1995-96 and All-State in 1996...attended College of Eastern Utah where he was an All-America selection as an outfielder in 1997 and 1999...brother of major league pitcher Scott Eyre.

**LIFETIME PITCHING RECORD**

Year	Club	W	L	ERA	G	GS	CG	SHO	SV	IP	H	R	ER	HR	HB	BB	IBB	SO	WP	BK
1999	Elizabethton	6	3	4.53	16	10	1	0	0	57.2	60	38	29	4	4	34	0	59	7	1
	Quad City	1	0	4.26	2	2	0	0	0	12.2	8	6	6	0	1	6	0	10	1	0
2000	Quad City	5	7	4.61	26	18	1	1	0	99.2	104	64	51	9	5	56	0	81	9	0
2001	Quad City	3	0	2.42	17	0	0	0	0	22.1	19	6	6	1	1	2	0	21	1	0
	Fort Myers	2	5	2.52	32	0	0	0	1	64.1	54	27	18	2	4	33	2	51	5	0
2002	Fort Myers	4	1	2.41	19	0	0	0	2	33.2	28	9	9	0	1	13	1	25	1	0
	New Britain	6	4	3.24	28	0	0	0	2	50.0	40	21	18	1	3	21	0	43	5	0
2003	New Britain	6	5	3.46	29	10	1	1	0	96.1	93	42	37	6	6	38	4	66	5	0
	Rochester	0	2	6.00	6	5	0	0	0	24.0	30	18	16	2	2	16	0	23	2	0
2004	Rochester	6	7	3.64	36	21	1	1	4	136.0	131	60	55	13	4	53	1	91	6	1
2005	Rochester	10	3	2.72	56	0	0	0	7	82.2	79	30	25	3	4	28	1	74	4	0
2006	MINNESOTA	1	0	5.31	42	0	0	0	0	59.1	75	36	35	8	6	22	4	26	4	0
2007	Oklahoma	1	0	0.00	5	0	0	0	1	7.1	2	0	0	0	0	1	0	8	0	0
	TEXAS	4	6	5.16	33	2	0	0	1	68.0	78	42	39	8	1	32	4	42	5	0
2008	Oklahoma	(Injured — did not pitch)																		
2009	TEXAS	0	0	4.50	17	0	0	0	0	18.0	18	9	9	0	0	6	2	8	0	0
	Oklahoma City	0	0	2.10	19	2	0	0	2	34.1	24	8	8	1	1	12	2	25	1	1
2010	Oklahoma City	5	4	3.50	49	0	0	0	2	72.0	74	36	28	2	1	25	2	59	6	0
<b>ML Totals</b>		<b>5</b>	<b>6</b>	<b>5.14</b>	<b>92</b>	<b>2</b>	<b>0</b>	<b>0</b>	<b>1</b>	<b>145.1</b>	<b>171</b>	<b>87</b>	<b>83</b>	<b>16</b>	<b>7</b>	<b>60</b>	<b>10</b>	<b>76</b>	<b>9</b>	<b>0</b>

**CAREER TRANSACTIONS**

**1999** — Selected by the Minnesota Twins organization in the 23rd round of the June Draft. **2006** — Elected free agency (contract non-tender), December 13; signed by the Texas Rangers to a minor league contract, December 28. **2007** — On disabled list, August 17 to October 14. Elected free agency October 20; re-signed by Texas to a minor league contract, October 21. **2009** — On disabled list, March 27 to April 14; included rehabilitation assignment to Oklahoma City, April 9 to 14. On disabled list April 23 to June 25; included rehabilitation assignment to Oklahoma City, June 17 to 25. **2010** — Elected free agency, October 15; signed by the Oakland Athletics to a minor league contract, October 29.

## VS. THE AMERICAN LEAGUE

2010		CAREER												
ERA	W	L	S	G	IP	ER	vs. TEAM	ERA	W	L	S	G	IP	ER
—	0	0	0	0	0	0	Baltimore	0.93	0	0	0	6	9.2	1
—	0	0	0	0	0	0	Boston	5.40	0	0	0	2	5.0	3
—	0	0	0	0	0	0	Chicago	3.00	1	0	0	5	9.0	3
—	0	0	0	0	0	0	Cleveland	11.25	0	1	0	7	8.0	10
—	0	0	0	0	0	0	Detroit	6.59	1	0	0	7	13.2	10
—	0	0	0	0	0	0	Kansas City	7.71	0	1	0	9	11.2	10
—	0	0	0	0	0	0	Los Angeles	2.84	0	0	0	7	12.2	4
—	0	0	0	0	0	0	Minnesota	0.00	0	0	0	3	4.1	0
—	0	0	0	0	0	0	New York	2.70	0	0	0	4	6.2	2
—	0	0	0	0	0	0	Oakland	8.49	2	1	0	10	11.2	11
—	0	0	0	0	0	0	Seattle	3.86	0	0	0	6	9.1	4
—	0	0	0	0	0	0	Tampa Bay	2.57	1	1	0	4	7.0	2
—	0	0	0	0	0	0	Texas	7.50	0	0	0	4	6.0	5
—	0	0	0	0	0	0	Toronto	5.28	0	1	1	7	15.1	9

## VS. THE NATIONAL LEAGUE

2010		CAREER												
ERA	W	L	S	G	IP	ER	vs. TEAM	ERA	W	L	S	G	IP	ER
—	0	0	0	0	0	0	Chicago	4.91	0	0	0	2	3.2	2
—	0	0	0	0	0	0	Cincinnati	9.00	0	0	0	1	1.0	1
—	0	0	0	0	0	0	Houston	0.00	0	0	0	3	2.0	0
—	0	0	0	0	0	0	Milwaukee	6.75	0	1	0	3	6.2	5
—	0	0	0	0	0	0	Pittsburgh	9.00	0	0	0	1	1.0	1
—	0	0	0	0	0	0	San Diego	0.00	0	0	0	1	1.0	0

## MONTHLY BREAKDOWN

2010		CAREER												
ERA	W	L	S	G	IP	ER	by MONTH	ERA	W	L	S	G	IP	ER
—	0	0	0	0	0	0	April	4.87	1	1	0	14	20.1	11
—	0	0	0	0	0	0	May	3.62	0	1	1	15	27.1	11
—	0	0	0	0	0	0	June	4.68	1	1	0	16	25.0	13
—	0	0	0	0	0	0	July	7.86	1	0	0	15	26.1	23
—	0	0	0	0	0	0	August	4.85	2	3	0	16	29.2	16
—	0	0	0	0	0	0	September	4.86	0	0	0	16	16.2	9

## PITCHING BREAKDOWN

2010		CAREER												
ERA	W	L	S	G	IP	ER	by CATEGORY	ERA	W	L	S	G	IP	ER
—	0	0	0	0	0	0	Home	3.30	3	3	1	42	71.0	26
—	0	0	0	0	0	0	Road	6.90	2	3	0	50	74.1	57
—	0	0	0	0	0	0	Day	5.27	1	1	0	28	42.2	25
—	0	0	0	0	0	0	Night	5.08	4	5	1	64	102.2	58
—	0	0	0	0	0	0	Pre-ASG	4.81	2	3	1	50	82.1	44
—	0	0	0	0	0	0	Post-ASG	5.57	3	3	0	42	63.0	39
—	0	0	0	0	0	0	Starter	12.86	0	1	0	2	7.0	10
—	0	0	0	0	0	0	Reliever	4.75	5	5	1	90	138.1	73

## BALLPARK BREAKDOWN

	ERA	W	L	S	G	IP	ER
Angel Stadium	1.50	0	0	0	3	6.0	1
Ballpark at Disney	54.00	0	1	0	1	0.1	2
Camden Yards	0.00	0	0	0	3	4.1	0
Comerica Park	9.35	0	0	0	4	8.2	9
Fenway Park	8.10	0	0	0	1	3.1	3
Great American	9.00	0	0	0	1	1.0	1
Kauffman Stadium	3.38	0	0	0	6	8.0	3
Metrodome	2.25	0	0	0	18	28.0	7
Miller Park	13.50	0	0	0	1	2.0	3
Minute Maid Park	0.00	0	0	0	2	1.1	0
Oakland Coliseum	9.39	1	0	0	6	7.2	8
Original Yankee Stadium	4.15	0	0	0	3	4.1	2
PNC Park	9.00	0	0	0	1	1.0	1
Progressive Field	12.60	0	1	0	5	5.0	7
Rangers Ballpark	4.40	3	3	1	26	45.0	22
Rogers Centre	9.00	0	1	0	5	9.0	9
Safeco Field	6.75	0	0	0	3	5.1	4
Tropicana Field	0.00	0	0	0	1	2.0	0
U.S. Cellular Field	3.00	1	0	0	2	3.0	1

## FIELDING STATISTICS

Pitcher								
Year	Pct.	G	PO	A	E	TC	DP	
2006	1.000	42	3	5	0	8	0	
2007	1.000	33	6	11	0	17	1	
2009	1.000	17	0	2	0	2	0	
<b>Totals</b>	<b>1.000</b>	<b>92</b>	<b>9</b>	<b>18</b>	<b>0</b>	<b>27</b>	<b>1</b>	

## EYRE'S CAREER HIGHS

**Low Hit Complete Game:** None  
**Innings Pitched:** 4.2, June 26, 2007 at Detroit. As reliever: 4.0, May 28, 2007 at Oakland  
**Strikeouts:** 6, May 28, 2007 at Oakland  
**Longest Winning Streak:** 2, August 26, 2006 to April 22, 2007  
**Longest Losing Streak:** 2 (twice), last: August 4 to 6, 2007  
**Longest Scoreless Streak:** 14.0, May 23 to June 10, 2007

**RIGHT-HANDED PITCHER****Height/Weight:** 5-11 / 180**Bats/Throws:** Right / Right**Birthdate:** February 17, 1987**Opening Day Age:** 24**Birthplace/Resides:** Pembroke Pines, Florida / Lafayette, Louisiana**Major League Service:** None**Obtained:** Acquired from the Toronto Blue Jays with Trystan Magnuson for Rajai Davis, November 17, 2010**Contract Status:** First year of a one-year contract through 2011.**CAREER HIGHLIGHTS**

Was originally selected by Toronto in the 10th round of the 2008 draft...was traded to the A's following the 2010 season in the Rajai Davis trade...compiled an 8-9 record, 39 saves and a 2.62 ERA (50 er in 171.2 ip) in 122 appearances, all in relief, in his three seasons in the Blue Jays organization...struck out 184 in 171.2 innings (9.65 per nine innings)...held the opposition to a .186 (111 for 598) batting average...led the Blue Jays farm system with 22 saves in 2009.

**2010 HIGHLIGHTS**

Was 4-3 with 17 saves and a 3.52 ERA in 53 appearances with Double-A New Hampshire...ranked third in the Eastern League in games pitched and tied for third in saves...also finished third among EL relievers with a .189 opponents batting average...led the Fisher Cats in games and saves...ranked fourth in the Blue Jays farm system in saves...had career highs in wins, innings pitched (76.2), hits (50), runs (32), earned runs (30), walks (42) and strikeouts (79)...surrendered seven home runs after allowing just two over his first two seasons...his opponents batting average broke down to .156 (23 for 147) against right-handed hitters and .229 (27 for 118) against left-handers...yielded a .242 average with runners in scoring position...compiled an ERA under 2.00 in three months: April (1.00), July (1.89) and August (1.45)...had a 4.97 ERA in 35 games before the All-Star Break, 1.80 in 18 contests after the break...was 17-for-19 (89.5%) in save opportunities...allowed 6 of 15 (40.0%) inherited runners to score...posted a 2.25 ERA and .151 opponents batting average in 37 night games, had a 6.97 ERA and .278 opponents average in 16 outings during the day...tossed at least 1.0 inning in 48 of his 53 appearances, including 2.0 or more 18 times...pitched for Peoria in the Arizona Fall League following the season and was 1-0 with a 4.50 ERA and .211 opponents batting average in nine relief appearances.

**NEW HAMPSHIRE:** Did not allow a run in eight of his nine outings in April for a 1.00 ERA...then allowed a season-high five runs on three hits and three walks in 0.2 innings in his first May outing on the 1st against Reading...after a four-game scoreless streak from May 3 to 11 (4.1 ip), he allowed nine runs over his next six outings (7.0 ip) and finished the month of May with a 9.69 ERA...tossed a season-high 3.0 scoreless innings June 24 at Harrisburg...had five outings of 3.0 innings and four were scoreless...issued a season high four walks in 1.0 inning June 27 at Trenton...yielded a season high six hits in 2.2 innings in a loss at New Britain July 25...struck out a season high five batters in consecutive outings Aug. 8 against Bowie (2.2 ip) and Aug. 11 at Richmond (3.0 ip)...those outings started a seven-game, 16.1-inning scoreless streak that ran from Aug. 8 to 30...did not allow a run in two postseason appearances for the Fisher Cats (3.0 ip, 2 h, 2 bb, 4 so).

**CAREER**

**2009**—Combined to post a 2-4 record with 22 saves and a 1.87 ERA in 54 relief appearances with Single-A Dunedin and Double-A New Hampshire...led the Blue Jays farm system in saves...struck out 74 batters in only 62.2 innings (10.63 per nine innings)...had career highs in losses, games and saves...began the season at Dunedin in the Florida State League where he made 17 appearances...allowed just one earned run for a 0.53 ERA...held FSL hitters to a .164 average and picked up seven saves...was named to the FSL Midseason All-Star Team but did not pitch in the game as he was promoted to New Hampshire in the Eastern League May 25...finished the season with the FisherCats...assumed the closer role and posted 15 saves, holding Eastern League hitters to a .193 average...finished fifth in the EL in saves...did not allow more than one earned run until his 30th appearance, after which he did so three times.

**2008**—Spent the majority of his season with Single-A Auburn (A) of the New York-Penn League... in his 12 appearances, suffered one outing, allowing four earned runs...otherwise allowed only three in his other 11 games...was promoted to Single-A Lansing Aug. 26 to finish up the Midwest League season...made three appearances, not allowing an earned run...combined at both stops for a 2-2 record and a 1.95 ERA...yielded just one home run in 32.1 innings...made one postseason appearance for the Lugnuts (0.2 ip, 1 so).

## PERSONAL/MISCELLANEOUS

Daniel Andres Farquhar...graduated from Archbishop McCarthy High School in Fort Lauderdale...attended the University of Louisiana-Lafayette...led the Sun Belt Conference in ERA as a freshman in 2006 (2.17)...was a second team All-Sun Belt selection in 2007 after going 6-3 with a team-high six saves and a 3.08 ERA.

## LIFETIME PITCHING RECORD

Year	Club	W	L	ERA	G	GS	CG	SHO	SV	IP	H	R	ER	HR	HB	BB	IBB	SO	WP	BK
2008	Auburn	2	2	2.39	12	0	0	0	0	26.1	20	10	7	1	3	6	0	27	2	0
	Lansing	0	0	0.00	3	0	0	0	0	6.0	0	1	0	0	1	2	0	4	1	0
2009	Dunedin	1	0	0.53	17	0	0	0	7	17.0	10	4	1	0	1	11	0	23	2	0
	New Hampshire	1	4	2.36	37	0	0	0	15	45.2	31	15	12	1	5	30	3	51	4	0
2010	New Hampshire	4	3	3.52	53	0	0	0	17	76.2	50	32	30	7	8	42	3	79	3	0

## CAREER TRANSACTIONS

**2008** — Selected by the Toronto Blue Jays organization in the 10th round of the First-Year Player Draft. **2010** — Traded to the Oakland Athletics with pitcher Trystan Magnuson for outfielder Rajai Davis, November 17.

## RECENT NON-ROSTER INVITEES TO PLAY FOR OAKLAND

<b>2010:</b> Cedrick Bowers	<b>1997:</b> Patrick Lennon, Richie Lewis, Dave Magadan, Mike Oquist
<b>2009:</b> Kevin Cameron, Matt Carson	<b>1996:</b> Rafael Bournigal, Paul Fletcher, Buddy Groom, Torey Lovullo, Matt Stairs, Dave Telgheder
<b>2008:</b> Brooks Conrad, Kirk Saarloos, Mike Sweeney	<b>1994:</b> Geronimo Berroa, Steve Ontiveros, Ed Vosberg
<b>2007:</b> J.J. Furmaniak, Erasmo Ramirez	<b>1993:</b> Dale Sveum, Curt Young
<b>2006:</b> Doug Clark, Randy Keisler	<b>1992:</b> Rich Gossage, Mike Kingery, Jeff Parrett
<b>2005:</b> Hiram Bocachica, Jermaine Clark, Britt Reames	<b>1991:</b> Brad Komminsk
<b>2004:</b> Ramon Castro	<b>1989:</b> Chris Bando, Billy Beane, Bill Dawley, Brian Snider
<b>2003:</b> Mike Edwards, David McCarty, Adam Melhuse	
<b>2002:</b> Jose Flores, Larry Sutton	
<b>2001:</b> Andy Abad, Erik Hiljus, Robin Jennings, Tom Wilson	
<b>2000:</b> Jon Ratliff, Rich Sauveur, Jeff Tam	
<b>1999:</b> John Jaha, Kevin Jarvis	
<b>1998:</b> Jim Dougherty, Gil Heredia, Kevin Mitchell, Jack Voigt	

*Note: List only includes players not with the A's organization the previous year*

**INFIELDER****Height/Weight:** 6-3 / 180**Bats/Throws:** Right / Right**Birthdate:** September 27, 1987**Opening Day Age:** 23**Birthplace/Resides:** Fullerton, California / Anaheim, California**Major League Service:** None**Obtained:** Selected in the 1st round (13th selection overall) of the 2009 First-Year Player Draft**Contract Status:** First year of a one-year contract through 2011.**CAREER HIGHLIGHTS**

The A's first round pick from the 2009 draft has spent his first two professional seasons at Single-A Stockton...has a .317 (180 for 567) average with 40 doubles, six triples, 20 home runs and 90 RBI in 136 games...named to the California League Postseason All-Star team in 2010...tied for fifth in all the minors that year with 174 hits...played in the 2010 All-Star Futures Game...was rated as the A's number one prospect by *Baseball America* following the 2010 season and the third best prospect after the 2009 campaign.

**2010 HIGHLIGHTS**

Was named to the California League Postseason All-Star Team after batting .318 with 20 home runs and 87 RBI in 131 games...ranked second in the league in hits (174), third in doubles (39), total bases (285) and at bats (548), tied for third in runs (107) and extra base hits (65), fifth in slugging (.520) and seventh in batting (.318)...tied for fifth in all of Minor League Baseball in hits...was rated as the third best prospect in the CL by *Baseball America* following the season as was listed as the A's number one prospect...was also named as the Best Hitter for Average in the A's organization in the magazine's Best Tools survey for prospects...entered the season ranked 52nd on *Baseball America's* Top 100 Prospects List...led the A's farm system in batting, runs, hits, doubles and total bases, tied for the lead in extra base hits, ranked third in slugging, fifth in home runs and RBI and tied for sixth in triples (6)...led the Ports in batting, runs, hits, doubles and total bases...batted .373 (53 for 142) against left-handed pitching and .298 (121 for 406) against right-handers...had 49 multiple hit games...hit 15 of his 20 home runs at home...had just two home runs over his first 56 games through June 6...then hit 18 home runs over his final 75 games...batted .356 with eight of his 20 home runs in the first inning...his average slipped to .287 with runners in scoring position, including .169 with RISP and two outs...led CL shortstops with 37 errors and had a .920 fielding percentage in 114 games...also appeared in one game at second base without accepting a chance...batted .324 in 17 games as the designated hitter...hit second in the order 121 times and batted third 10 times...played for Phoenix in the Arizona Fall League following the season and hit .200 with one triple and three RBI in 13 games.

**STOCKTON:** Batted .345 with two home runs and five RBI over his first 13 games...then went 11 for 58 (.190) with no home runs and four RBI over his next 13 contests to drop his average to a season-low .265 entering play May 6...had his first of three five-hit games that day as he went 5-for-5 against San Jose...his second five-hit game came May 31 at Modesto as part of a nine-game hitting streak, during which he batted .475 (19 for 40)...his average slipped to .297 June 14 but he went 4 for 6 with a season high four runs scored June 15 at Bakersfield...that lifted his average to .306 and it never dipped below .300 the rest of the season...had another four-hit game June 18 against Visalia and went 20 for 41 (.487) with 14 runs, five doubles, two triples, two home runs and 10 RBI over a nine-game stretch from June 15 to 27...drove in a season-high three runs three times over that span...finished June with a .340 batting average and then hit .347 in July...played for the United States in the 2010 All-Star Futures game at Anaheim and went 1 for 2 with a RBI...had a season best 14-game hitting streak from July 16 to 30...hit .377 (23 for 61) with 13 runs, seven doubles, two home runs and 12 RBI during the streak...was named California League Batter of the Week for the week of Aug. 16-22 when he hit .407 (11 for 27) with five runs, three doubles, one triple, two home runs and eight RBI...drove in a run in seven consecutive games from Aug. 15 to 22 and finished the month of August with eight home runs and 26 RBI in 28 games...went 5 for 6 with four runs, two doubles, a home run and three RBI Sept. 4 at Bakersfield...scored a run

in each of his final nine regular season games (16 runs total)... then went 3 for 9 (.333) with a double and two runs scored in two postseason games for the Ports... transferred to Midland after that and was 3 for 22 (.136) with two home runs and four RBI in five postseason games for the RockHounds.

## CAREER

**2009**—Was the A's first round pick in the 2009 draft and signed at the deadline Aug. 17... was assigned to Single-A Stockton and made his debut Sept. 2 against Bakersfield with a 1 for 4 performance in a start at designated hitter... appeared in five games for the Ports, all at designated hitter, and batted .316 with a double and three RBI... was named the A's third best prospect and the Best Defensive Infielder by *Baseball America* following the season.

## PERSONAL/MISCELLANEOUS

Grant Thomas Green was originally signed by A's scout JT Stotts... graduated from Canyon (Anaheim Hills, CA) High School in 2006 where he earned All-CIF Division I honors as a senior... attended the University of Southern California where he was a two-time All-Pac-10 selection... had a .359 career batting average, 20 home runs and 102 RBI in 160 games and set a school record with 20 triples... was a member of the 2005 U.S. Junior National Team.

### LIFETIME PLAYING RECORD

Year	Club	AVG.	G	AB	R	H	2B	3B	HR	RBI	SH	SF	HP	BB	SO	SB	CS	SLG	OBP	E
2009	Stockton	.316	5	19	2	6	1	0	0	3	0	0	0	1	5	1	0	.368	.350	0
2010	Stockton	.318	131	548	107	174	39	6	20	87	3	10	7	38	117	9	5	.520	.363	37

### CAREER TRANSACTIONS

**2006** — Selected by the San Diego Padres organization in the 14th round of the First-Year Player Draft; did not sign.

**2009** — Selected by the Oakland Athletics organization in the 1st round (13th selection overall) of the First-Year Player Draft.



## INFIELDER

**Height/Weight:** 6-2 / 214

**Bats/Throws:** Left / Right

**Birthdate:** February 19, 1986

**Opening Day Age:** 25

**Birthplace/Resides:** Durham, North Carolina / Hillsborough, North Carolina

**Major League Service:** None

**Obtained:** Selected in the 2nd round of the 2007 First-Year Player Draft

**Contract Status:** First year of a one-year contract through 2011.

## CAREER HIGHLIGHTS

Was drafted by the A's in the second round of the 2007 draft and has a .278 (445 for 1600) batting average in 411 games in four seasons in the A's farm system...has appeared in 365 games at shortstop, eight at second base and one at third base...named to the Texas League Postseason All-Star Team in 2010...was named as having the Best Strike-Zone Discipline in the A's organization in *Baseball America's* Best Tools survey for prospects following the 2009 season...played for league champions at Midland in 2009 and Stockton in 2008.

## 2010 HIGHLIGHTS

Combined to hit .298 with five home runs and 57 RBI in 116 games with Single-A Stockton and Double-A Midland...the batting average was a career high as were his 23 doubles and .400 slugging percentage...matched his career high in hits (134), home runs and extra base hits (32)...ranked fifth in the A's farm system in batting and was seventh in hits...began the season on the disabled list as he was recovering from surgery on his right forearm...was reinstated April 29 and hit .467 with five doubles, one triple, two home runs and six RBI in eight games with Stockton before he was promoted to Midland May 8...went on to bat .286 with three home runs and 51 RBI in 108 games with the Rockhounds...was named to the Texas League Postseason All-Star Team as a utility player...was the second toughest to strikeout in the TL as he fanned just 50 times for an average of 9.40 plate appearances per strikeout...combined at both levels for a .296 (48 for 162) batting average against left-handed pitching and .299 (86 for 288) with all five of his home runs against right-handers...committed 14 errors in 107 games at shortstop (.972 fielding percentage)...also appeared in four games at second base, all with Stockton, and did not commit an error in 23 chances...hit in every spot in the order except fourth and ninth, and saw his most action with 51 games hitting second...played for Obregon in the Mexican Winter League following the season and hit .459 with two doubles and three RBI in 11 games.

**MIDLAND:** Hit safely in his first three games with the Rockhounds after collecting a hit in each of his final seven games at Stockton for a 10-game hitting streak overall from April 30 to May 10...batted .439 (18 for 41) with eight runs, five doubles, two triples, two home runs and six RBI during the hitting streak...went nine consecutive games without a strikeout from May 17 to 26...tripled twice May 19 against Frisco...batted .287 in the month of May while at Midland but then went 1 for 26 over his first seven games in June to drop his Double-A batting average to .230...had two four-hit games over a four-game span in the middle of June, going 4 for 5 at Frisco June 16 and 4 for 5 at San Antonio June 19...also had a three-hit game during the stretch and was 12 for 19 (.632) in the four games...named to the Texas League Midseason All-Star team and singled in his only at bat for the South squad...went 1 for 1 with a home run and a season-high five RBI in the first game of a doubleheader July 3 against Arkansas...had a three-run home run and two sacrifice flies in the game...hit all three of his home runs with the Rockhounds over a 19-game span from July 3 to 22...had a 10-game hitting streak from July 12 to 22 (16 for 49, .327)...collected his third four-hit game of the season July 28 against Frisco...batted .594 (19 for 32) with 10 runs scored and 10 RBI during a nine-game hitting streak from Aug. 12 to 21...that lifted his Midland average to .299 but he went 11 for 56 (.196) over his final 16 games to finish the year at .286...then hit .333 (10 for 30) with two doubles, a triple and five RBI in eight postseason games.

## CAREER

**2009**—Spent the entire season at Double-A Midland and hit .263 with five home runs and 62 RBI in 125 games...had career highs in games, at bats (510), runs (80), hits (134), triples (6), home runs, RBI, walks



(65) and stolen bases (9)...ranked fifth in the Texas League in runs...led the Rockhounds in at bats and triples and tied for the team lead in games...tied for third in the A's farm system in triples and ranked fourth in walks...batted .274 with four of his five home runs against right-handed pitching compared to .231 against left-handers...committed 22 errors in 91 games at shortstop for a .953 fielding percentage...also appeared in three games at second base...saw his most action with 96 games batting second...went 17 for 41 (.415) with four two-hit games and three three-hit games over an eight-game stretch from May 22 to 30...scored at least one run in each of the eight games (13 runs total)...batted .361 (22 for 61) with 12 runs scored and nine RBI during a season-best 14-game hitting streak from June 23 to July 10...that included a season-high four-hit game at Frisco June 25...had his best single month batting average in June when he hit .313 in 27 games...named to the Texas League Midseason All-Star Team and had a RBI double in his only at bat...was hitting .293 before the All-Star Game and then batted .213 after the break...went 5 for 31 (.161) with two home runs and four RBI in eight postseason games for the Texas League Champion Rockhounds...was named as having the Best Strike-Zone Discipline in the A's organization in *Baseball America's* Best Tools survey for prospects following the season.

**2008**—Spent his first full professional season at Single-A Stockton and batted .277 with one home run and 42 RBI in 118 games...hit .292 against left-handed pitching and .271 with his lone home run and 35 of his 42 RBI against right-handers...batted .376 in the first inning...appeared exclusively at shortstop on defense and committed 20 errors in 117 games for a .959 fielding percentage...hit second in the order 123 times...hit .322 in May and .314 in June, giving him a .303 batting average entering July...then hit .235 over his final 44 games...had a season high four hits June 19 at High Desert...that was part of a 12-game hitting streak from June 18 to July 3, during which he batted .382 (21 for 55) with his only home run (June 27 vs. Lake Elsinore)...batted .388 (19 for 49) with four doubles, eight RBI and eight walks in 12 postseason games for the California League Champion Ports.

**2007**—Made his professional debut with Vancouver of the Short-Season Northwest League and hit .268 in 14 games before he was promoted to Single-A Kane County July 26...batted .279 in 38 games with the Cougars for a .276 batting average, two home runs and 21 RBI in 52 games overall...added 36 walks and was hit by a pitch a career-high seven times for a career-best .419 on-base percentage...batted .301 against right-handed pitching compared to .220 against left-handers...committed 12 errors in 50 games at shortstop for a .930 fielding percentage...also appeared in one game each at second base and third base...hit his first professional home run July 14 at Eugene.

## PERSONAL/MISCELLANEOUS

Joshua Ryan Horton was originally signed by A's scout Neil Avent...graduated from Orange High School (NC)...attended the University of North Carolina...earned Louisville Slugger Freshman All-America honors from Collegiate Baseball in 2005.

## LIFETIME PLAYING RECORD

Year	Club	AVG.	G	AB	R	H	2B	3B	HR	RBI	SH	SF	HP	BB	SO	SB	CS	SLG	OBP	E
2007	Vancouver	.268	14	41	7	11	2	0	1	6	1	1	4	8	7	1	1	.390	.426	5
	Kane County	.279	38	122	28	34	6	0	1	15	1	3	3	28	27	3	1	.352	.417	7
2008	Stockton	.277	118	477	63	132	15	4	1	42	1	4	4	49	87	2	6	.331	.346	20
2009	Midland	.263	125	510	80	134	21	6	5	62	2	7	1	65	65	9	3	.357	.343	23
2010	Stockton	.467	8	30	5	14	5	1	2	6	0	0	0	1	5	0	1	.900	.484	0
	Midland	.286	108	420	60	120	18	3	3	51	0	4	5	41	50	4	3	.364	.353	14

## CAREER TRANSACTIONS

**2007** — Selected by the Oakland Athletics organization in the 2nd round of the First-Year Player Draft.

**INFIELDER****Height/Weight:** 6-1 / 195**Bats/Throws:** Right / Right**Birthdate:** September 13, 1983**Opening Day Age:** 27**Birthplace/Resides:** Fort Scott, Kansas / Fort Scott, Kansas**Major League Service:** 3 years, 26 days**Obtained:** Signed as a free agent to a minor league contract, January 24, 2011**Contract Status:** First year of a one-year contract through 2011.**CAREER HIGHLIGHTS**

Is a .224 career hitter with 22 home runs and 108 RBI in 363 games in four seasons with the Los Angeles Dodgers (2007-08) and Pittsburgh Pirates (2008-10)...saw his most extensive action in 2009 when he hit .258 with 12 home runs and 64 RBI in 150 games with the Pirates...was originally drafted by the Dodgers and was dealt to the Pirates at the trading deadline 2008 as part of the Jason Bay/Manny Ramirez trade...was rated as the Dodgers best prospect by *Baseball America* entering the 2007 season and the second best in 2006 and 2008...named Branch Rickey Minor League Player-of-the-Year after leading all Dodgers farmhands in home runs (30) and RBI (94) in 2005.

**2010 HIGHLIGHTS**

Batted .206 with four home runs and 16 RBI in 102 games with Pittsburgh...hit .256 (22 for 86) against left-handed pitching compared to .180 (29 for 161) with three of his four home runs against right-handers...compiled his best batting average in April when he hit .333...batted .168 from May 1 through the end of the season...hit .229 before the All-Star Break, .109 after the break...made a total of 52 starts at third base, four at second base and two at first base...committed 10 errors at third base (five throwing/five fielding) for a .938 fielding percentage...also had one throwing error at second base...went 5-for-38 (.132) with two walks, a home run and three RBI as a pinch hitter...was 2-for-10 (.200) prior to the All-Star break and 3-for-28 (.107) after...is now 9 for 59 (.153) in his career in the pinch.

**PITTSBURGH:** Was Pittsburgh's Opening Day starter at third base for the second straight season...received three walks in the second game April 7 vs. Los Angeles...went 1-for-13 in his first four games before going 4-for-7 in back-to-back games April 10 and 12...connected off Brandon Medders for first home run April 13 at San Francisco...was removed from the game April 16 with back spasms and missed next six games with the injury...went 13-for-23 in his first five games after returning, which included four-hit games April 25 at Houston and April 27 at Milwaukee...homed April 28 at Milwaukee; was also ejected by home plate umpire D.J. Keyburn after throwing his bat down after being called out on strikes in the 11th inning...went hitless in 16 at bats following the homer...snapped the streak with a two-hit game at Los Angeles May 2...walked three times and scored three runs May 6 vs. Chicago (NL)...made five errors in a seven-game stretch from May 7-14...went 1-for-22 in a six-game stretch from May 11-17, lowering his average from .304 to .254...appeared in the leadoff spot for the first time in his career May 21 and went 0-for-4 vs. Atlanta...started 26 straight games at third base before sitting out May 22...missed five games from May 22-26 with back stiffness...returned to action May 27 and went 1-for-4 at Cincinnati...went 6-for-36 (.167) in his first 11 games in June...was replaced by Pedro Alvarez as the starting third baseman June 16...was hitting .232 with three homers and 12 RBI in 51 games at the time...made just 10 starts from June 16 through the end of the season...made four straight starts at second base between June 29 and July 2...made his first of two starts at first base (second career) Aug. 10 at San Diego...produced three hits in his first 39 at bats following the All-Star break when he was used mostly as a pinch hitter...went 2-for-26 in 19 games (three starts) during the month of August...connected off Houston's Brett Myers for first career pinch-hit home run Sept. 24 at PNC Park...the homer snapped an 0-for-21 streak and was hit first hit since Aug. 17...made his second start of the season at first base Sept. 26 vs. Houston...started the final game of the season at third base.

**CAREER**

**2009**—Spent first full season in the Majors with Pittsburgh...made 146 appearances at third base, including 142 starts, which were the most starts by a Bucco third baseman since Aramis Ramirez made

155 in 2001...ranked third among National League third basemen in fielding percentage (.968), second in assists (321) and double plays (34) and third in total chances (432)...led the Pirates in games played, hits, doubles and RBI...made the Opening Day start at third base for the Pirates...went hitless in his first 18 at bats to start the season...reached base safely in 22 straight games from April 16-May 9; hit safely in 11 consecutive games from April 16-27...hit safely in 11 straight games again from May 15-26...batted .330 in 28 games during the month of May, tying Freddy Sanchez for highest average on the team...recorded his first big league triple June 1 vs. New York...suffered a right knee contusion June 4 vs. New York and missed one game...delivered a two-out, two-run single in the ninth inning at Atlanta June 11, breaking a 1-1 tie and giving the Pirates a 3-1 win...his third home run came in the same game as his brother Adam June 17 at Minnesota, marking the first time since Sept. 15, 1938 that two brothers homered in the same game for the Pirates (Paul and Lloyd Waner)...tripled in back-to-back games June 27-28...had five RBI and hit .188 in 24 games during the month of July...had a 28-game errorless streak from June 25 thru July 28...hit .205 during the month of August...snapped a 0-for-13 streak with a single as a pinch hitter off Francisco Cordero at Cincinnati Sept. 2...hit safely in 15 straight starts from Sept. 7-29...had a career day, going 5-for-5 with two home runs, six RBI and four runs scored Sept. 28 vs. Los Angeles...hit .321 with five home runs in 22 games during the month of September and hit safely in 18 of his last 20 starts (27-for-82, .329)...batted .290 in 55 games from the sixth spot of the lineup, .289 in 21 games from the second spot, .214 in 19 games from the fifth spot and .167 in 10 games from the fourth spot.

**2008**—Was rated as Los Angeles' second-best prospect by *Baseball America* entering the season...began the season on the 15-day disabled list recovering from right thumb surgery performed March 10 by Dr. Steve Shin in Los Angeles...suffered a tear of the ulnar collateral ligament in his thumb while attempting to catch a pickoff throw from catcher Danny Ardoin in the March 7 spring training game vs. St. Louis; the ball deflected off St. Louis baserunner D'Angelo Jimenez and struck LaRoche on his throwing hand...began a rehab assignment with Double-A Jacksonville April 23...hit safely in each of his six games before he was transferred to Triple-A Las Vegas April 29...was reinstated from the DL and optioned to Las Vegas May 3...was recalled by Los Angeles June 10...hit a solo home run in a start at first base in his first game with Dodgers June 11 at San Diego...made first career start at second base June 26 vs. Chicago (AL)...hit .188 in 16 games in July before being optioned back to Las Vegas July 27...made 26 appearances at third base, eight at second base and three at first base while playing with Las Vegas...was acquired by Pittsburgh July 31 and started 45 of the final 54 games at third base...made his first start with Pirates Aug. 1 at Wrigley Field and singled in first at bat...his first home run with Bucs was a two-run shot off Chad Gaudin at Wrigley Field Aug. 3...homered and had his first multi-hit game with Bucs Aug. 16 vs. New York...went hitless in 27 straight at bats from Aug. 18-27...snapped the streak with a single off Milwaukee's Dave Bush at PNC Park Aug. 29...went hitless in 21 consecutive at bats from Sept. 7 to 13 and went 5-for-46 (.109) in a 13-game stretch from Sept. 7 to 20...hit .166 with five home runs and 18 RBI in 76 combined games between the Pirates and Dodgers.

**2007**—Entered season ranked by *Baseball America* as the number one prospect in the Dodgers organization...began season with Las Vegas...hit .370 with eight home runs against lefthanders and .283 with 10 home runs against righthanders with the 51s...batted .300 with runners in scoring position and .367 with RISP and two outs...hit .273 with five home runs before the break, .365 with 13 home runs following the break...was recalled by Los Angeles May 6...doubled off Atlanta's Kyle Davies for his first Major League hit in his second at bat that day...reached base safely in 10 of his first 17 plate appearances (.588 on-base percentage), which included five walks and no strikeouts...was hitting .211 after his first 18 games and was optioned to Las Vegas June 1...was placed on the disabled list June 18 with a left shoulder strain...was reinstated June 30...took home Topps Pacific Coast League Player-of-the-Month honors for July after hitting .411 with 12 home runs and 28 RBI...was placed on the DL Aug. 9 with lower back inflammation before being reinstated Aug. 25...was recalled by Los Angeles Sept. 2...took Colorado's Matt Herges deep Sept. 20 at Coors Field for first big league home run...drew one walk every 5.75 plate appearances...made 30 appearances (28 starts) at third base and one appearance in left field May 26 while playing with the Dodgers...was rated as the 33rd-best prospect in all of baseball by MLB.com following the season

**2006**—Hit a combined .315 with 27 doubles, 19 home runs and 81 RBI in 127 games between Jacksonville and Las Vegas...was rated as Los Angeles' second-best prospect entering the season by *Baseball America*...went 4-for-4 with a home run and four RBI May 18 vs. Mississippi...went 4-for-4 with a

home run and four RBI for the second time June 11 vs. Huntsville in final game with Jacksonville... homered in each of his first two games, including the first pitch he saw, after being promoted to Las Vegas June 12...suffered a slight tear of the labrum in his left shoulder after making a diving stop June 15 (had successful surgery to repair the labrum in October)...hit .421 (16-for-38) while hitting safely in 10 straight games from July 18-28.

**2005**—Began the year ranked as Los Angeles’ fifth-best prospect according to *Baseball America*...was named the Branch Rickey Minor League Player-of-the-Year after leading all Dodgers farmhands in home runs, RBI and total bases (263)...hit a combined .305 with 30 home runs and 94 RBI in 127 games between Single-A Vero Beach and Jacksonville...was named Los Angeles’ Minor League Player-of-the-Month honors in April and May...took home Florida State League Player-of-the-Week honors for the week of April 18-24...had three multi-homer games while playing with Vero Beach...was named to the Florida State League Midseason and Postseason All-Star teams despite playing in just 63 games...was a Topps Single-A All-Star...was also tabbed by *Baseball America* as the “Best Hitting Prospect” and “Best Power Prospect” in the FSL...went 2-for-2 in the All-Star Futures Game as part of All-Star festivities at Comerica Park in Detroit...hit .353 with 15 RBI and a .393 on-base percentage while playing for the Phoenix Desert Dogs in the Arizona Fall League.

**2004**—Split the season between Single-A Columbus and Vero Beach...was ranked by *Baseball America* as Los Angeles’ eighth-best prospect...was also rated by the same publication as having the “Best Infield Arm” among Dodgers farmhands...hit .373 in 18 games in June before being promoted to Vero Beach June 19...was named the Florida State League Player-of-the-Week for the week of July 26-Aug. 1 after batting .346 with three doubles, three home runs and 13 RBI in six games.

**2003**—Hit .326 with six home runs and 18 RBI in 25 games for Wareham in the Cape Cod League before signing with the Dodgers...served as the designated hitter in six games for Rookie Level Ogden while recovering from a broken leg suffered while playing in the Cape Cod League.

**PERSONAL/MISCELLANEOUS**

Andrew Christian LaRoche...is a 2001 graduate of Fort Scott (KS) High School...attended Grayson County Community College and was slated to attend Rice University before signing with the Dodgers...played with his older brother Adam for the Pirates in 2008-09, becoming the eighth set of brothers to play as teammates for the Bucs and the first since Eddie and Johnny O’Brien in 1958...his father, Dave, pitched for 14 seasons (1970-83) with five different teams (Angels, Twins, Cubs, Indians and Yankees)...captured a gold medal while playing for Team USA in the IBAF World Cup in Taiwan following the 2007 season...went 2-for-5 in the Gold Medal game against Cuba and hit .333 with three home runs and 10 RBI in the tournament...invited children with down syndrome to PNC Park for a VIP treatment during the 2009 season; guests got one-on-one time with Andy, watched batting practice from the Pirates dugout, met Andy’s teammates and received autographs and memorabilia...also participated in the Pirates & Dick’s Sporting Goods “Gloves for Kids” Event in 2009 – an initiative to provide local youth baseball/softball organizations with much needed baseball gloves and equipment.

**LIFETIME PLAYING RECORD**

Year	Club	AVG.	G	AB	R	H	2B	3B	HR	RBI	SH	SF	HP	BB	SO	SB	CS	SLG	OBP	E
2003	Ogden	.211	6	19	1	4	1	0	0	5	0	1	0	1	4	0	0	.263	.238	0
2004	Columbus	.283	65	244	52	69	20	0	13	42	2	2	8	29	30	12	5	.525	.375	9
	Vero Beach	.237	62	219	26	52	13	0	10	34	2	3	2	17	42	2	3	.434	.295	12
2005	Vero Beach	.333	63	249	54	83	14	1	21	51	0	2	1	19	38	6	1	.651	.380	13
	Jacksonville	.273	64	227	41	62	12	0	9	43	0	2	3	32	54	2	2	.445	.367	8
2006	Jacksonville	.309	62	230	42	71	13	0	9	46	0	2	4	41	32	6	3	.483	.419	10
	Las Vegas	.322	55	202	35	65	14	1	10	35	0	1	2	25	32	3	2	.550	.400	5
2007	Las Vegas	.309	73	265	55	82	18	1	18	48	0	4	3	39	42	2	2	.589	.399	9
	LOS ANGELES (NL)	.226	35	93	16	21	5	0	1	10	0	1	1	20	24	2	1	.312	.365	3
2008	Jacksonville	.318	6	22	5	7	1	0	0	1	0	0	0	3	6	1	0	.364	.400	0
	Las Vegas	.293	39	123	35	36	3	0	5	28	0	4	2	37	14	2	1	.439	.452	6
	LOS ANGELES (NL)	.203	27	59	6	12	1	0	2	6	0	0	0	10	7	0	0	.322	.319	1
	PITTSBURGH	.152	49	164	11	25	4	0	3	12	2	1	2	14	30	2	0	.232	.227	9
2009	PITTSBURGH	.258	150	524	64	135	29	5	12	64	6	2	8	50	84	3	1	.401	.330	14
2010	PITTSBURGH	.206	102	247	26	51	8	0	4	16	2	1	2	19	43	1	1	.287	.268	11
<b>ML Totals</b>		<b>.224</b>	<b>363</b>	<b>1087</b>	<b>123</b>	<b>244</b>	<b>47</b>	<b>5</b>	<b>22</b>	<b>108</b>	<b>10</b>	<b>5</b>	<b>13</b>	<b>113</b>	<b>188</b>	<b>8</b>	<b>3</b>	<b>.338</b>	<b>.304</b>	<b>38</b>

## CAREER TRANSACTIONS

**2002** — Selected by the San Diego Padres organization in the 21st round of the First-Year Player Draft, did not sign. **2003** — Selected by the Los Angeles Dodgers organization in the 39th round of the First-Year Player Draft. **2008** — On disabled list, March 21 to May 2; included rehabilitation assignments to Jacksonville, April 23 to 28, and Las Vegas, April 29 to May 2. Traded to the Pittsburgh Pirates in a three-team trade in which the Pirates sent outfielder Jason Bay to the Boston Red Sox, the Red Sox sent outfielder Manny Ramirez to the Dodgers and pitcher Craig Hansen and outfielder Brandon Moss to the Pirates and the Dodgers sent pitcher Bryan Morris to the Pirates, July 31. **2010** — Elected free agency, November 30. **2011** — Signed by the Oakland Athletics to a minor league contract, January 24.

## OAKLAND ATHLETICS CONSECUTIVE SERIES WON, SEASON

11	August 1-September 8, 2002
11	August 26-October 2, 1988
9	July 8-August 11, 2005
9	August 24-September 27, 2001*
8	April 18 to May 15, 2003
8	May 29 to June 25, 2000

*\*includes one one-game series*

## VS. THE AMERICAN LEAGUE

2010					CAREER					
AVG.	AB	H	HR	RBI	vs. TEAM	AVG.	AB	H	HR	RBI
.200	5	1	0	0	Chicago	.316	19	6	0	0
.000	1	0	0	0	Cleveland	.190	21	4	0	1
.143	7	1	0	0	Detroit	.130	23	3	0	0
—	0	0	0	0	Kansas City	.333	9	3	0	1
—	0	0	0	0	Los Angeles	.125	8	1	0	0
—	0	0	0	0	Minnesota	.083	12	1	1	2
.333	3	1	0	0	Oakland	.333	3	1	0	0
.000	1	0	0	0	Texas	.000	1	0	0	0

## VS. THE NATIONAL LEAGUE

2010					CAREER					
AVG.	AB	H	HR	RBI	vs. TEAM	AVG.	AB	H	HR	RBI
.250	8	2	0	0	Arizona	.222	54	12	1	5
.111	9	1	0	1	Atlanta	.282	39	11	0	5
.154	39	6	1	1	Chicago	.211	109	23	3	9
.111	18	2	0	0	Cincinnati	.170	94	16	1	11
.000	3	0	0	0	Colorado	.281	64	18	1	8
.200	5	1	0	0	Florida	.297	37	11	1	7
.533	15	8	1	4	Houston	.239	88	21	2	8
.125	24	3	0	1	Los Angeles	.279	68	19	3	13
.379	29	11	1	5	Milwaukee	.236	110	26	4	12
.000	5	0	0	0	New York	.208	48	10	1	6
.214	14	3	0	2	Philadelphia	.189	37	7	0	2
—	0	0	0	0	Pittsburgh	.000	1	0	0	0
.167	6	1	0	0	San Diego	.244	41	10	1	4
.227	22	5	1	1	San Francisco	.211	76	16	2	4
.150	20	3	0	1	St. Louis	.128	78	10	0	2
.154	13	2	0	1	Washington	.319	47	15	1	8

## MONTHLY BREAKDOWN

2010					CAREER					
AVG.	AB	H	HR	RBI	by MONTH	AVG.	AB	H	HR	RBI
.333	57	19	2	5	April	.292	120	35	2	13
.190	84	16	1	6	May	.256	215	55	3	23
.176	51	9	0	1	June	.220	177	39	2	13
.214	14	3	0	2	July	.191	131	25	2	12
.077	26	2	0	0	August	.160	188	30	5	13
.167	12	2	1	2	September	.237	241	57	8	31
.000	3	0	0	0	October	.200	15	3	0	3

## BATTING BREAKDOWN

2010					CAREER					
AVG.	AB	H	HR	RBI	by CATEGORY	AVG.	AB	H	HR	RBI
.200	105	21	2	7	Home	.234	513	120	10	58
.211	142	30	2	9	Road	.216	574	124	12	50
.162	74	12	1	6	Day	.223	349	78	7	38
.225	173	39	3	10	Night	.225	738	166	15	70
.229	201	46	3	13	Pre-ASG	.244	573	140	9	53
.109	46	5	1	3	Post-ASG	.202	514	104	13	55
.256	86	22	1	9	vs. Left	.240	304	73	7	26
.180	161	29	3	7	vs. Right	.218	783	171	15	82
.224	49	11	0	10	RISP	.231	260	60	3	77
.125	8	1	0	1	Bases Loaded	.103	29	3	0	11
.132	38	5	1	3	Pinch Hitter	.153	59	9	1	4
.000	2	0	0	0	Designated Hitter	.000	2	0	0	0

## BALLPARK BREAKDOWN

	AVG.	AB	H	HR	RBI
Angel Stadium	.250	4	1	0	0
AT&T Park	.220	41	9	2	2
Busch Stadium	.048	21	1	0	0
Chase Field	.205	39	8	0	3
Citi Field	.214	14	3	0	0
Citizens Bank Park	.211	19	4	0	1
Comerica Park	.100	10	1	0	0
Coors Field	.250	40	10	1	3
Dodger Stadium	.202	104	21	0	4
Great American	.167	42	7	1	6
Metrodome	.083	12	1	1	2
Miller Park	.194	62	12	2	5
Minute Maid Park	.232	56	13	1	4
Nationals Park	.333	24	8	1	6
Oakland Coliseum	.333	3	1	0	0
PETCO Park	.257	35	9	1	4
PNC Park	.241	436	105	10	55
Rangers Ballpark	.000	1	0	0	0
RFK Stadium	.500	2	1	0	0
Shea Stadium	.000	3	0	0	0
Sun Life Stadium	.316	19	6	1	4
Turner Field	.250	24	6	0	3
U.S. Cellular Field	.429	7	3	0	0
Wrigley Field	.203	69	14	1	6

## FIELDING STATISTICS

### First Base

YEAR	PCT.	G	PO	A	E	TC	DP
2008	1.000	1	11	1	0	12	1
2010	1.000	2	15	0	0	15	2
<b>Totals</b>	<b>1.000</b>	<b>3</b>	<b>26</b>	<b>1</b>	<b>0</b>	<b>27</b>	<b>3</b>

### Second Base

YEAR	PCT.	G	PO	A	E	TC	DP
2008	1.000	3	7	2	0	9	3
2010	.950	6	8	11	1	20	1
<b>Totals</b>	<b>.966</b>	<b>9</b>	<b>15</b>	<b>13</b>	<b>1</b>	<b>29</b>	<b>4</b>

### Third Base

YEAR	PCT.	G	PO	A	E	TC	DP
2007	.959	30	22	48	3	73	8
2008	.941	59	25	135	10	170	20
2009	.968	146	97	321	14	432	34
2010	.938	54	33	119	10	162	8
<b>Totals</b>	<b>.956</b>	<b>289</b>	<b>177</b>	<b>623</b>	<b>37</b>	<b>837</b>	<b>70</b>

### Outfield

YEAR	PCT.	G	PO	A	E	TC	DP
2007	—	1	0	0	0	0	0
<b>Totals</b>	<b>—</b>	<b>1</b>	<b>0</b>	<b>0</b>	<b>0</b>	<b>0</b>	<b>0</b>

## LaROCHE'S CAREER BESTS

**Hits:** 5, September 28, 2009 vs. Los Angeles (NL); 4 (twice), last: April 27, 2010 at Milwaukee

**Home Runs:** 2, September 28, 2009 vs. Los Angeles (NL)

**Runs Batted In:** 6, September 28, 2009 vs. Los Angeles (NL)

**Stolen Bases:** 1 (eight times), last: June 10, 2010 at Washington

**Hitting Streak:** 11 (twice), last: May 15 to 26, 2009

**Hitless Streak (At Bats):** 27, August 18 to 27, 2008

**Grand Slams:** None.

**Pinch-Hit Home Runs:** 1, September 24, 2010 vs. Houston (Brett Myers).

**Inside-The-Park Home Runs:** None.

**Game Ending Home Runs:** None.

**Lead Off Home Runs:** None.



**RIGHT-HANDED PITCHER**

**Height/Weight:** 5-11 / 180

**Bats/Throws:** Right / Right

**Birthdate:** July 22, 1979

**Opening Day Age:** 31

**Birthplace/Resides:** Havana, Cuba / Fraccionamiento Virginia, Mexico

**Major League Service:** None

**Obtained:** Signed as a free agent to a minor league contract, August 6, 2010

**Contract Status:** First year of a one-year contract through 2011.

**2010 HIGHLIGHTS**

Went 2-2 with a 4.19 ERA in eight starts for Veracruz of the Mexican League...yielded just two home runs in 43.0 innings...allowed a .291 opponents batting average, which included a .255 (12 for 47) mark against left-handed hitters and .305 (36 for 118) against right-handers...held the opposition to a .260 average with the base empty but that jumped to .338 with runners on base...was 1-1 with a 2.54 ERA and .257 opponents batting in five starts at home, 1-1 with a 7.36 ERA and .350 opponents average in three starts on the road...Veracruz was 3-5 (.375) in his eight starting assignments...tossed six or more innings four times, allowed two runs or fewer five times and issued two walks or fewer six times...joined Veracruz June 5 and lost each of his first two starts, allowing nine runs on 12 hits in 6.0 innings (7 er, 10.50 ERA)...then picked up his first win by tossing 6.2 shutout innings in a 2-0 win over Tabasco (5 h, 3 bb, 4 so)...tossed a season-high 7.0 innings in back-to-back starts June 27 against Minatitlan and July 3 at Minatitlan...struck out a season high six in the latter contest...did not allow a home run over his first seven starts (38.0 innings) before yielding two in his final start July 17 at Quintana Roo...signed by the A's to a minor league contract Aug. 6.

**PERSONAL/MISCELLANEOUS**

Yadel Marti (Carrillo)...defected from Cuba in December 2008 and pitched for Licey in the Dominican Winter League following the 2009 season...went 3-1 with a 2.30 ERA in 11 games, three starts...pitched for Cuba in the 2006 World Baseball Classic and was named to the All-Tournament team after going 1-0 with two saves and a 0.00 ERA (12.2 ip) in four games, two starts...was 11-2 with a league-leading 2.00 ERA for Industriales in the Cuban Serie Nacional in 2005.

**LIFETIME PITCHING RECORD**

Year	Club	W	L	ERA	G	GS	CG	SHO	SV	IP	H	R	ER	HR	HB	BB	IBB	SO	WP	BK
2010	Veracruz (Mex.)	2	2	4.19	8	8	0	0	0	43.0	48	22	20	2	2	14	1	28	0	0

**CAREER TRANSACTIONS**

**2010** — Signed by the Oakland Athletics to a minor league contract, August 6.

**WORLD BASEBALL CLASSIC RECORD**

Year	Club	W	L	ERA	G	GS	CG	SHO	SV	IP	H	R	ER	HR	HB	BB	IBB	SO	WP	BK
2006	Cuba	1	0	0.00	4	2	0	0	2	12.2	6	0	0	0	0	4	0	11	0	0

**ATHLETICS MOST ALL-STAR GAME SELECTIONS**

- 9 Mark McGwire
- 6 Jim Hunter
- 6 Reggie Jackson
- 6 Rickey Henderson
- 5 Bert Campaneris
- 5 Bob Johnson
- 5 Jose Canseco



**OUTFIELDER****Height/Weight:** 6-3 / 203**Bats/Throws:** Right / Right**Birthdate:** January 17, 1985**Opening Day Age:** 26**Birthplace/Resides:** Auburn, Alabama / Selma, Alabama**Major League Service:** 48 days**Obtained:** Signed as a free agent to a minor league contract, November 12, 2010**Contract Status:** First year of a one-year contract through 2011.**CAREER HIGHLIGHTS**

Was originally drafted by Florida in the fourth round of the 2003 draft and made his Major League debut with the Marlins in 2008...appeared in just one game that year, striking out in his only at bat June 22 at Oakland...claimed off waivers by the A's April 8, 2010 and was claimed by the Royals 18 days later...appeared in 20 games with Kansas City...is a .232 career hitter in 21 big league games...has a .239 (685 for 2866) career average in 838 minor league games...has 93 home runs and 104 stolen bases...played for Peoria in the Arizona Fall League in 2007

**2010 HIGHLIGHTS**

Was with Florida during the spring but was claimed off waivers by Oakland and Kansas City before finally seeing action in the majors with the Royals in late August...was recalled by Kansas City Aug. 18 and hit .236 with one home run and four RBI in 20 games with the Royals...hit .292 (7 for 24) against left-handed pitching. .194 (6 for 31) with his lone home run against right-handers...was 1 for 12 (.083) with runners in scoring position...made 13 starts in right field and two in left field...was also 0 for 2 as a pinch hitter...singled off Eddie Bonine to lead off the ninth inning Aug. 23 at Detroit for his first Major League hit...hit his first big league home run Sept. 18 against Cleveland, a two-run shot in the fifth inning off Justin Germano...spent the balance of the season in the Pacific Coast League where he combined for a .252 batting average with 24 doubles, two triples, 18 home runs and 57 RBI in 94 games with Sacramento and Omaha...struck out 132 times, which was fourth most in the PCL...hit .264 (28 for 106) against left-handed pitching and .247 (59 for 239) against right-handers...batted .193 when leading off an inning...appeared in 37 games in center field and 31 in right field...saw most of his action batting seventh (32 games), eighth (32) and sixth (22) in the order.

**MINORS:** Was designated for assignment by Florida April 3 and claimed off waivers by Oakland April 8...was assigned to Triple-A Sacramento, going 4 for 34 (.118) in 10 games before he was designated for assignment April 22...claimed off waivers by Kansas City April 26 and was optioned to Omaha where he hit .267 with 18 home runs and 56 RBI in 84 games...batted .247 in May, .244 in June and .241 in July...then hit .345 with six home runs and 15 RBI in 15 games in August...collected his first of five three-hit games May 18 at Las Vegas...homed twice in that contest, his first of three two-homer games in 2010...had 12 doubles over a 14-game span from May 26 to June 8, including a season-high three June 4 at New Orleans when he also drove in a season high four runs...had a season-best 11-game hitting streak from Aug. 2 to 13...batted .439 (18 for 41) with 11 runs, four doubles, six home runs and 15 RBI during the hitting streak...went 8 for 16 (.500) with seven runs, five home runs and seven RBI during a four-game series against Portland Aug. 4-7, including his second and third two-homer games of the season, Aug. 4 and 7...matched his season high with four RBI Aug. 9 against Tacoma...went 0 for 11 with eight strikeouts over his final three games before he was promoted to Kansas City.

**CAREER**

**2009**—Batted a professional best .289 in 102 games at Triple-A New Orleans...hit safely in a season-best 11 consecutive games from June 8 to 19, batting .400 (18 for 45) with nine doubles, one home run and eight RBI...doubled in nine of those games, including seven straight from June 12-18...also tallied two nine-game hit streaks: July 2 to 11 and August 7 to 17...tallied three hits April 15 at Memphis...equaled the season-best hit total eight more times on the year, with the last being Aug. 9 at Sacramento...hit two home runs July 10 vs. Omaha...drove in four runs Aug. 8 at Fresno to mark a season-high...homed on consecutive days Aug. 14-15, both vs. Colorado Springs...carried a .323 average in the

month of June, connecting on three home runs while driving in 19 runs...prior to the All-Star Break, posted a .305 average...after the break his average slipped to .266.

**2008**—Made his Major League debut with Florida...appeared in just one game and it came June 22 at Oakland...entered the game in the seventh inning as a defensive replacement and struck out in his only at-bat...spent the balance of the season at Triple-A Albuquerque and hit .269 with 19 home runs and 56 RBI in 117 games...tied for the club lead with five triples and was second with 20 steals...connected for two home runs June 26 at Iowa...had a grand slam and a season-high five RBI Aug. 11 vs. Oklahoma City.

**2007**—Batted .261 with 26 doubles, 14 home runs and 58 RBI in 129 games for Double-A Carolina...was named Carolina League Player of the Week for the week of April 23-29 after batting .500 (11 for 22) with two home runs and four RBI...was second on the Mudcats roster with 55 walks and third with 58 RBI...played 123 games in the outfield...hit .233 with one home run and nine RBI for Peoria in the Arizona Fall League.

**2006**—Played for Single-A Jupiter and batted .209 in 111 games...ranked 13th in Florida State League and fourth in Marlins' organization with 24 stolen bases.

**2005**—Spent his second consecutive season with Single-A Greensboro...hit .207 with 13 home runs and 34 RBI in 115 games...tied for fourth among Marlins' minor leaguers with 57 walks.

**2004**—Spent the entire season at Single-A Greensboro, hitting .205 with 12 home runs and 49 RBI in 113 games.

**2003**—Played 46 games with the Marlins affiliate in the Gulf Coast Rookie League...hit .199 with 15 RBI in 46 games...finished the season batting .233 in 11 games for the Short-Season Jamestown Jammers.

### PERSONAL/MISCELLANEOUS

Randall Jai Miller was originally signed by Marlins scout Dave Dangler...graduated from Selma High School (AL) in 2003...also played basketball and football in high school...was ranked in scout.com's Top 50 wide receiver recruits in 2003...as a senior, he threw for 1,268 yards and 14 TD while rushing for 812 yards and seven touchdowns as quarterback...signed a letter of intent to play wide receiver and point guard at Stanford before signing with the Marlins.

### LIFETIME PLAYING RECORD

Year	Club	AVG.	G	AB	R	H	2B	3B	HR	RBI	SH	SF	HP	BB	SO	SB	CS	SLG	OBP	E
2003	GCL Marlins	.199	46	146	17	29	4	1	1	15	1	2	2	15	45	9	3	.260	.279	1
	Jamestown	.233	11	43	5	10	3	0	0	6	0	1	1	3	15	1	1	.302	.292	0
2004	Greensboro	.205	113	390	51	80	15	3	12	49	5	1	5	32	163	11	4	.351	.273	0
2005	Greensboro	.207	115	415	69	86	14	2	13	34	1	3	3	57	139	16	11	.345	.305	4
2006	Jupiter	.209	111	344	40	72	16	2	0	24	5	2	5	45	115	24	10	.267	.308	1
2007	Carolina	.261	129	406	54	106	26	2	14	58	4	3	5	55	127	12	5	.438	.354	9
2008	Albuquerque	.267	117	434	67	116	22	5	19	56	2	5	5	52	133	20	6	.472	.349	9
	FLORIDA	.000	1	1	0	0	0	0	0	0	0	0	0	0	1	0	0	.000	.000	0
2009	New Orleans	.289	102	343	55	99	24	2	16	52	1	5	3	38	106	6	3	.510	.360	10
2010	Sacramento	.118	10	34	2	4	0	0	0	1	0	0	0	3	19	3	0	.118	.189	0
	Omaha	.267	84	311	45	83	24	2	18	56	0	3	1	35	113	2	3	.531	.340	1
	KANSAS CITY	.236	20	55	5	13	3	0	1	4	0	0	1	4	23	1	0	.345	.300	1
<b>AL Totals</b>		<b>.236</b>	<b>20</b>	<b>55</b>	<b>5</b>	<b>13</b>	<b>3</b>	<b>0</b>	<b>1</b>	<b>4</b>	<b>0</b>	<b>0</b>	<b>1</b>	<b>4</b>	<b>23</b>	<b>1</b>	<b>0</b>	<b>.345</b>	<b>.300</b>	<b>1</b>
<b>NL Totals</b>		<b>.000</b>	<b>1</b>	<b>1</b>	<b>0</b>	<b>0</b>	<b>0</b>	<b>0</b>	<b>0</b>	<b>0</b>	<b>0</b>	<b>0</b>	<b>0</b>	<b>0</b>	<b>1</b>	<b>0</b>	<b>0</b>	<b>.000</b>	<b>.000</b>	<b>0</b>
<b>ML Totals</b>		<b>.232</b>	<b>21</b>	<b>56</b>	<b>5</b>	<b>13</b>	<b>3</b>	<b>0</b>	<b>1</b>	<b>4</b>	<b>0</b>	<b>0</b>	<b>1</b>	<b>4</b>	<b>24</b>	<b>1</b>	<b>0</b>	<b>.339</b>	<b>.295</b>	<b>1</b>

### CAREER TRANSACTIONS

**2003** — Selected by the Florida Marlins organization in the 4th round of the First-Year Player Draft. **2010** — Claimed off waivers by the Oakland Athletics, April 8. Claimed off waivers by the Kansas City Royals, April 26. Elected free agency, November 6; signed by the Oakland Athletics to a minor league contract, November 12.

## VS. THE AMERICAN LEAGUE

2010					CAREER					
AVG.	AB	H	HR	RBI	vs. TEAM	AVG.	AB	H	HR	RBI
.286	7	2	0	0	Chicago	.286	7	2	0	0
.222	9	2	1	2	Cleveland	.222	9	2	1	2
.250	12	3	0	0	Detroit	.250	12	3	0	0
.222	18	4	0	0	Minnesota	.222	18	4	0	0
.000	2	0	0	0	Oakland	.000	3	0	0	0
.286	7	2	0	2	Texas	.286	7	2	0	2

## MONTHLY BREAKDOWN

2010					CAREER					
AVG.	AB	H	HR	RBI	by MONTH	AVG.	AB	H	HR	RBI
—	0	0	0	0	June	.000	1	0	0	0
.211	19	4	0	2	August	.211	19	4	0	2
.250	36	9	1	2	September	.250	36	9	1	2

## BATTING BREAKDOWN

2010					CAREER					
AVG.	AB	H	HR	RBI	by CATEGORY	AVG.	AB	H	HR	RBI
.207	29	6	1	4	Home	.207	29	6	1	4
.269	26	7	0	0	Road	.259	27	7	0	0
.214	14	3	0	0	Day	.200	15	3	0	0
.244	41	10	1	4	Night	.244	41	10	1	4
—	0	0	0	0	Pre-ASG	.000	1	0	0	0
.236	55	13	1	4	Post-ASG	.236	55	13	1	4
.292	24	7	0	2	vs. LHP	.292	24	7	0	2
.194	31	6	1	2	vs. RHP	.188	32	6	1	2
.083	12	1	0	2	RISP	.077	13	1	0	2
.000	2	0	0	0	Bases Loaded	.000	2	0	0	0
.000	2	0	0	0	Pinch Hitter	.000	2	0	0	0
—	0	0	0	0	Designated Hitter	—	0	0	0	0

## BALLPARK BREAKDOWN

	AVG.	AB	H	HR	RBI
Comerica Park	.200	10	2	0	0
Kauffman Stadium	.207	29	6	1	4
Oakland Coliseum	.000	1	0	0	0
Progressive Field	.200	5	1	0	0
Target Field	.286	7	2	0	0
U.S. Cellular Field	.500	4	2	0	0

## FIELDING STATISTICS

### Outfield

YEAR	PCT.	G	PO	A	E	TC	DP
2008	—	1	0	0	0	0	0
2010	.971	19	34	0	1	35	0
<b>Totals</b>	<b>.971</b>	<b>20</b>	<b>34</b>	<b>0</b>	<b>1</b>	<b>35</b>	<b>0</b>

## MILLER'S CAREER BESTS

**Hits:** 2 (three times), last: September 27, 2010 vs. Minnesota

**Home Runs:** 1, September 18, 2010 vs. Cleveland

**Runs Batted In:** 2 (twice), last: September 18, 2010 vs. Cleveland

**Stolen Bases:** 1, September 10, 2010 at Chicago (AL)

**Hitting Streak:** 4, August 30 to September 7, 2010

**Hitless Streak (At Bats):** 8, August 25 to 30, 2010

**Grand Slams:** None.

**Pinch-Hit Home Runs:** None.

**Inside-The-Park Home Runs:** None.

**Game Ending Home Runs:** None.

**Lead Off Home Runs:** None.

**CATCHER****Height/Weight:** 6-2 / 242**Birthdate:** August 29, 1983**Birthplace/Resides:** Allentown, Pennsylvania / Catasauqua, Pennsylvania**Major League Service:** None**Obtained:** Selected in the 18th round of the 2005 First-Year Player Draft**Contract Status:** First year of a one-year contract through 2011.**Bats/Throws:** Right / Right**Opening Day Age:** 27**CAREER HIGHLIGHTS**

Was the A's 18th round pick in the 2005 draft...has compiled a .271 (545 for 2012) batting average with 73 home runs and 305 RBI in 568 games over six minor league seasons...has reached double figures in home runs each of his last five seasons...was named to Midseason All-Star teams in the Midwest League in 2006, the California League in 2007 and the Texas League in 2008...has tossed out 207 of 608 (34.0%) attempted base stealers in his career.

**2010 HIGHLIGHTS**

Began the season at Double-A Midland, hitting .211 with a home run and three RBI in 11 games before he was moved up to Triple-A Sacramento April 22...batted .288 with 10 home runs and 42 RBI in 80 games with the River Cats...combined for a .278 average with 11 home runs and 45 RBI in 91 games overall...had a career-high .472 slugging percentage...batted .329 (24 for 73) against left-handed pitching and .260 (56 for 215) against right-handers...had a .222 batting average with four home runs and 20 RBI in 40 games before the All-Star Break...then hit .355 with seven home runs and 25 RBI in 40 games after the break...logged a .244 batting average with the bases empty, .325 with runners on, including .338 with runners in scoring position...hit .292 with 10 home runs and 41 RBI in 76 games at catcher and .163 in 15 games at designated hitter...batted .219 when leading off an inning...committed nine errors in 76 games at catcher for a .983 fielding percentage...tossed out 25 of 60 (41.7%) attempted base stealers...also appeared in two games at first base...hit in every spot in the order except third...saw his most action in the nine spot where he hit .356 (31 for 87) in 27 games.

**MINORS:** Began the season at Midland and went 8 for 38 (.211) in 11 games before he was transferred to Sacramento April 22...went 6 for 35 (.171) over his first 10 games with the River Cats, giving him a .192 average in 21 games to start the season...was hitting .222 with three home runs and 17 RBI in 40 games with Sacramento when he was placed on the disabled list June 25 with a strained oblique muscle...was reinstated from the DL July 15 and hit .355 with seven home runs and 25 RBI in 40 games following his return...his Triple-A batting average was at .216 at the conclusion of play Aug. 4 but he went 11 for 15 (.733) with six runs, four doubles and four RBI over his next four games to boost his batting average 44 points to .260...had four RBI Aug. 7 at Albuquerque, went 5 for 7 against the Isotopes Aug. 8 and was a perfect 4-for-4 at Round Rock Aug. 11...homered four times over a four-game stretch from August 25 to 28, including a two-home run, five-RBI performance at Fresno on Aug. 28...the home runs and RBI were season highs...ended up batting .370 with eight doubles, one triple, four home runs and 15 RBI in 24 games in August...added 10 walks for a .440 on-base percentage...finished the regular season with a season-best seven-game hitting streak from Aug. 30 to Sept. 6 (13 for 29, .448)...then went 2 for 9 (.222) with a double in two postseason games for the River Cats.

**CAREER**

**2009**—Spent most of the season at Triple-A Sacramento where he batted .261 with 12 home runs and 45 RBI in 78 games...also hit .298 with three home runs and nine RBI during a 16-game stint with Double-A Midland from April 29 to May 18...combined for a .267 batting average, 15 home runs and 54 RBI in 94 games overall...the home runs tied for sixth best in the A's farm system and he also ranked ninth in slugging (.462)...hit .287 with seven home runs in 101 at bats against left-handed pitching and .259 with eight home runs in 228 at bats against right-handers...batted .304 when leading off an inning...hit .244 with 11 home runs and 42 RBI in 65 games before the All-Star Break and .326 with four home runs and 12 RBI in 29 games after the break...appeared in 77 games at catcher and tossed out 24 of 72 (33.3%)

attempted base stealers...also hit .328 with four home runs and 13 RBI in 17 games at designated hitter and struck out in his only at bat as a pinch hitter...hit in every spot in the order from fourth through ninth and saw his most action with 53 games hitting eighth...began the season at Sacramento and hit .156 with two home runs and five RBI in 14 games before he was transferred to Midland April 29...hit safely in eight of his first nine games with the RockHounds (12 for 35, .343)...then went 5 for 22 (.227) over his final seven games, including May 14 at San Antonio when he went 3 for 3 with two home runs and a walk...was transferred back to Sacramento May 19 and finished the season with the River Cats...hit .214 in the month of June...had two home runs, including a grand slam, and drove in a season-high six runs, July 5 against Reno...hit safely in 16 of his final 19 games (26 for 65, .400)...homered four times over a 10-game span from Aug. 17 to 30...his best month of the season was August when he hit .375 with four home runs and 10 RBI in 16 games...then went 0 for 16 with three walks and two RBI in five postseason games for the River Cats.

**2008**—Spent the entire season at Double-A Midland, hitting .274 with 11 home runs and 64 RBI in 117 games...had career highs in games, at bats (430), runs (57), hits (118), triples (4) and strikeouts (140) and matched his best in doubles (29)...the doubles tied for sixth most in the A's farm system and he also ranked 10th in extra base hits (44)...led the Texas League and all Double-A batters in strikeouts...was named to the TL Midseason All-Star team...led TL catchers in games (115), total chances (952), putouts (861) and passed balls (20) and tied for the lead in errors (13)...tossed out 54 of 166 (32.5%) attempted base stealers, which was third best in the league...hit .340 against left-handed pitching and .255 against right-handers...had a .336 average with runners in scoring position and was 10 for 23 (.435) with 22 RBI with the bases loaded...including a grand slam, May 4 against Frisco...his best month of the season was May when he batted .330 with 10 doubles, four home runs and 26 RBI in 23 games...played for Escogido in the Dominican Winter League following the season and hit .194 with a home run and eight RBI in 14 games.

**2007**—Began the season at Single-A Stockton, hitting .319 with 13 home runs and 47 RBI in 56 games before earning a June 20 promotion to Double-A Midland...went on to bat .204 with four home runs and 20 RBI in 50 games with the RockHounds...combined for a .262 batting average, 17 home runs and 67 RBI in 114 games total...had career highs in doubles (29), home runs, RBI and walks (44)...ranked fifth in the A's farm system in home runs...batted .260 against lefties and .263 against righties...connected for 10 of his 17 home runs in the seventh inning or later...tossed out 37 of 146 (25.3%) attempted base stealers...committed 11 errors at Midland, which were the most among Texas League catchers...his average increased each month at Stockton as he hit .288 in April, .321 in May and .344 in June...had his lone four-hit game May 12 at High Desert...homered in four straight games from June 6 to 9, including his first of two two-homer games June 6 at Bakersfield...also had a two-homer game for Midland Aug. 28 at San Antonio...hit safely in each of his final 12 games at Stockton and his first game at Midland for a season best 13-game hitting streak from June 6 to 20 (.375, seven doubles, five home runs and 10 RBI)...was named to the California League midseason All-Star team and went 1 for 4 with a double and a walk in the game against the Carolina League All-Stars June 19 at Stockton...was promoted to Midland the next day...had an 11-game hitting streak from July 24 to Aug. 9 (14 for 40, .350).

**2006**—Spent the entire season at Single-A Kane County, batting .287 with 14 home runs and 57 RBI in 109 games...the batting average was ninth best in the A's farm system...hit .363 against left-handed pitching, .262 against right-handers...batted .273 or better in each month of the season, including a season best .316 in May...tied for the lead among Midwest League catchers in games (95) and errors (12)...tossed out 51 of 122 (41.8%) attempted base stealers...was named to ML midseason All-Star Team...had a season-high four hits April 18 against South Bend...homered twice and added a double June 13 at Burlington...batted .256 with two doubles, a triple, three home runs, 11 RBI and eight runs scored in nine postseason games for Kane County.

**2005**—Made his professional debut at Single-A Vancouver, hitting .233 with five home runs and 18 RBI in 43 games...hit .273 against left-handed pitching and .217 with four of his five home runs against right-handers...led Northwest League catchers with a .995 fielding percentage as he committed just two errors in 39 games...also topped league backstops in total chances (369) and putouts (343)...tossed out 16 of 42 (38.1%) attempted base stealers...was 2 for 15 (.133) with four walks in five postseason games for the Canadians.

## PERSONAL/MISCELLANEOUS

Anthony Vito Recker was originally signed by A's scout Jeff Bittiger...graduated from Catawauqua (PA) High School in 2001...attended Alvernia College...finished his career second on the Alvernia list in home runs (44) and RBI (210).

### LIFETIME PLAYING RECORD

Year	Club	AVG.	G	AB	R	H	2B	3B	HR	RBI	SH	SF	HP	BB	SO	SB	CS	SLG	OBP	E
2005	Vancouver	.233	43	150	16	35	8	0	5	18	1	0	2	16	40	0	0	.387	.315	2
2006	Kane County	.287	109	407	52	117	24	3	14	57	0	1	3	42	115	5	5	.464	.358	12
2007	Stockton	.319	56	207	39	66	17	2	13	47	0	5	5	27	48	2	0	.609	.402	5
	Midland	.204	58	201	16	41	12	0	4	20	0	0	1	17	63	0	1	.323	.269	11
2008	Midland	.274	117	430	57	118	29	4	11	64	2	2	5	43	140	1	2	.437	.346	13
2009	Sacramento	.261	78	272	30	71	11	2	12	45	3	1	2	28	80	2	0	.449	.333	7
	Midland	.298	16	57	11	17	4	0	3	9	0	0	0	8	22	0	0	.526	.385	3
2010	Midland	.211	11	38	8	8	1	0	1	3	0	0	2	7	12	1	0	.316	.362	0
	Sacramento	.288	80	250	36	72	18	2	10	42	0	4	0	22	62	0	1	.496	.341	9

### CAREER TRANSACTIONS

**2005** — Selected by the Oakland Athletics organization in the 18th round of the First-Year Player Draft.

**CATCHER****Height/Weight:** 5-10 / 206**Bats/Throws:** Right / Right**Birthdate:** March 15, 1991**Opening Day Age:** 20**Birthplace/Resides:** Woodland, California / Yuba City, California**Major League Service:** None**Obtained:** Selected in the 4th round of the 2009 First-Year Player Draft**Contract Status:** First year of a one-year contract through 2011.**CAREER HIGHLIGHTS**

Was the A's fourth round pick in the 2009 draft...has a .234 (108 for 461) batting average with 13 home runs and 59 RBI in 124 games in his two seasons as a professional...named the A's sixth best prospect by *Baseball America* following the 2010 season and the fourth best following 2009...named to the Midwest League Midseason All-Star Team in 2010.

**2010 HIGHLIGHTS**

Spent his first full professional season at Kane County, hitting .229 with 13 home runs and 51 RBI in 110 games...tied for the team lead in home runs but led the club with 141 strikeouts...batted .239 (26 for 109) against left-handed pitching, .225 (68 for 302) against right-handers...drove in 42 of his 51 runs against righties...hit .264 at home compared to .196 on the road...had a .273 batting average during the day, .217 at night...batted .205 when leading off an inning...hit 10 of his 13 home runs with the bases empty...committed 14 errors in 95 games at catcher for a .984 fielding percentage...tossed out 42 of 125 (33.6%) attempted base stealers, which was the fourth best percentage in the Midwest League...also hit .207 in 15 games at designated hitter...hit in each of the bottom six spots in the order, seeing his most action with 33 games hitting fifth...was named the A's sixth best prospect by *Baseball America* following the season...was also named as the Best Defensive Catcher in the A's organization in the magazine's Best Tools survey for prospects.

**KANE COUNTY:** Hit his first professional home run April 10 at Wisconsin to start a season-best eight-game hitting streak...was 10 for 31 (.323) with two home runs and 10 RBI during the streak to lift his batting average to .297...that would be his season high as he went 7 for 40 (.175) over his next 10 games to fall to .234...had back-to-back three-hit games May 3 at Cedar Rapids and May 4 at Burlington...had his average up to .274 May 11 but went 4 for 39 (.103) over his next 12 games...hit .253 in May and then compiled his best batting average in June with a mark of .259...went 9 for 25 (.360) with five doubles and a home run during a six-game hitting streak from June 3 to 10...drove in a season-high four runs June 16 at Quad Cities...was named the Midwest League Midseason All-Star Team and had a single in two at bats for the West squad in the June 22 game...was batting .250 on July 22 but went 21 for 119 (.176) over his final 34 games to finish the year at .229...hit .169 in the month of August...went 2 for 6 (.333) with a walk in two postseason games for the Cougars.

**CAREER**

**2009**—Was the A's fourth round pick in the 2009 draft and signed at the deadline, Aug. 17...went 0 for 1 with a walk in one game with the A's affiliate in the Arizona Rookie League on Aug. 22 before he was transferred to Single-A Vancouver the next day...hit .286 with eight RBI in 13 games with the Canadians...including .438 with runners in scoring position...appeared in eight games at catcher and tossed out 1 of 6 (16.7%) attempted base stealers...singled Aug. 24 at Salem-Keiser for his first professional hit...hit safely in each of his final eight games (10 for 32, .313)...named as the A's fourth best prospect and best defensive catcher by *Baseball America* following the season.

**PERSONAL/MISCELLANEOUS**

Max Robert Stassi was originally signed by A's scout Jermaine Clark...graduated from Yuba City (CA) High School in 2009...hit .538 with 11 home runs and 38 RBI as a senior in 2009 and was named the Tri-County Conference Co-Player of the Year...finished his high school career with a .513 batting average.

## LIFETIME PLAYING RECORD

Year	Club	AVG.	G	AB	R	H	2B	3B	HR	RBI	SH	SF	HP	BB	SO	SB	CS	SLG	OBP	E
2009	AZL A's	.000	1	1	0	0	0	0	0	0	0	0	0	1	1	0	0	.000	.500	0
	Vancouver	.286	13	49	3	14	4	0	0	8	0	0	2	2	11	0	0	.367	.340	0
2010	Kane County	.229	110	411	54	94	21	1	13	51	1	3	5	45	141	3	3	.380	.310	14

## CAREER TRANSACTIONS

2009 — Selected by the Oakland Athletics organization in the 4th round of the First-Year Player Draft.

## OAKLAND A'S RECENT EJECTIONS

Date	Player/Coach	Umpire	Date	Player/Coach	Umpire
Sept. 12, 2010	Daric Barton	Hunter Wendelstedt	July 25, 2006	Justin Duchscherer	Mark Wegner
Aug. 3, 2010	Bob Geren	Gary Darling	July 23, 2006	Frank Thomas	Adam Dowdy
July 27, 2010	Jack Cust	Kerwin Danley	July 9, 2006	Gerald Perry	Eric Cooper
July 20, 2010	Coco Crisp	Bob Davidson	May 2, 2006	Jason Kendall	Dale Scott
July 6, 2010	Daric Barton	Mike Winters	April 16, 2006	Jay Payton	Ed Rapuano
June 23, 2010	Bob Geren	Jerry Crawford	Sept. 28, 2005	Mark Kotsay	Mike Everitt
June 7, 2010	Jim Skaalen	Eric Cooper	May 9, 2005	Ken Macha	Mark Carlson
May 23, 2010	Bob Geren	Greg Gibson	June 16, 2004	Arthur Rhodes	Bruce Dreckman
Sept. 22, 2009	Adam Kennedy	Eric Cooper	April 19, 2004	Mark Kotsay	Paul Emmel
August 16, 2009	Bob Geren	Gary Darling	Sept. 6, 2003	Terry Francona	Hunter Wendelstedt
July 28, 2009	Bob Geren	Adrian Johnson	Sept. 2, 2003	Terrence Long	Marvin Hudson
May 25, 2009	Jim Skaalen	Brian Knight	August 17, 2002	Jim Mecir	Rob Drake
May 9, 2009	Bob Geren	Paul Nauert	August 17, 2002	Art Howe	Rob Drake
August 21, 2008	Frank Thomas	Bill Hohn	July 27, 2002	Art Howe	Kerwin Danley
June 24, 2008	Ty Van Burkleo	Jeff Nelson	May 23, 2002	Mike Magnante	Bruce Froemming
June 22, 2008	Mark Ellis	Lance Barksdale	April 24, 2002	Rick Peterson	Ed Montague
June 22, 2008	Bob Geren	Lance Barksdale	August 26, 2001	Erik Hiljus	Chris Guccione
Sept. 16, 2007	Nick Swisher	Chuck Meriwether	August 7, 2001	Ramon Hernandez	Kerwin Danley
August 23, 2007	Santiago Casilla	John Hirschbeck	July 26, 2001	Cory Lidle	Paul Emmel
August 18, 2007	Bob Geren	Mike Muchlinski	May 16, 2001	Art Howe	Jeff Nelson
July 8, 2007	Joe Blanton	Tim McClelland	July 30, 2000	Mike Quade	Rob Drake
May 1, 2007	Bob Geren	Charlie Reliford	July 20, 2000	Art Howe	Chuck Meriwether
Sept. 28, 2006	Milton Bradley	Wally Bell	June 24, 2000	Rick Peterson	Gerry Davis
Sept. 22, 2006	Milton Bradley	Ron Kulpa	April 22, 2000	Doug Jones	Mike Everitt
August 9, 2006	Milton Bradley	Paul Schrieber			



**INFIELDER****Height/Weight:** 6-0 / 185**Bats/Throws:** Right / Right**Birthdate:** July 12, 1979**Opening Day Age:** 31**Birthplace/Resides:** Morgantown, West Virginia / Jacksonville, Florida**Major League Service:** None**Obtained:** Signed as a free agent to a minor league contract, November 16, 2010**Contract Status:** First year of a one-year contract through 2011.**CAREER HIGHLIGHTS**

Was originally drafted by the Atlanta Braves in the 12th round of the 2002 draft and spent the first nine seasons of his professional career in the Braves organization before signing with the A's following the 2010 season...is a .276 (814 for 2953) career hitter with 38 home runs and 326 RBI in 903 minor league games...has 430 walks and just 266 strikeouts...has also been hit by a pitch 127 times, reaching double figures in eight of his nine seasons...his career on-base percentage is .387...741 of his 903 career games played have come as a third baseman.

**2010 HIGHLIGHTS**

Spent the entire season at the Triple-A level for the fourth consecutive year, batting a career-high .293 with six home runs, 43 RBI and a career-high 19 stolen base in 114 games at Gwinnett in the Atlanta Braves farm system...added 60 walks and 11 hit by pitches for a .400 on-base percentage...struck out just 33 times, an average of 14.09 plate appearances per strikeout...it marked the eighth time in nine professional seasons he finished with fewer strikeouts than walks...led the International League in plate appearances per strikeout, ranked third in on-base percentage and tied for fourth in walks...led Gwinnett in walks and hit by pitches and was second in stolen bases...hit .327 (33 for 101) against left-handed pitching and .281 (80 for 285) against right-handers...also had a .321 batting average at home and .301 at night...his average improved every month until August as he hit .242 in April, .266 in May, .330 in June and .341 in July...then batted .267 in August...had a .251 average with the bases empty, .350 with runners on...hit .381 over the first two innings of a game...topped IL third baseman with a .966 fielding percentage, 109 games, 156 assists and 232 total chances...also appeared in five games at second base and one at first base...saw his most action hitting in the number two spot in the order (80 games)...played for Navojoa in the Mexican Winter League and hit .323 with one double and one RBI in 10 games.

**GWINNETT:** Had his first of two two-steal games April 27 against Norfolk...also stole two bases July 1 at Toledo...batted .224 over his first 19 games, but then hit safely in each of his next six contests (12 for 25, .480) to push his average to .301...had his first of four four-hit games May 2 against Pawtucket...went 16 for 81 (.198) over a 24-game stretch from May 7 to June 3...then put together a season-best 12-game hitting streak from June 4 to 17...hit .386 (17 for 44) during the streak...had his second four hit game of the season June 12 at Durham...connected for his first home run the next day against the Bulls, snapping a season-opening 58-game homerless streak...hit all six of his home runs over a 42-game stretch from June 13 to Aug. 2...was a perfect 4-for-4 July 4 at Durham...was named to the IL Midseason All-Star team and went 0 for 1 in the All-Star Game against the Pacific Coast League All-Stars July 14...was 4-for-4 with a walk and a season high four runs scored July 30 against Rochester...was batting .295 when he was placed on the disabled list Aug. 18 with a lower abdominal strain...reinstated Aug. 28 and went 3 for 13 (.231) over his final four games.

**CAREER**

**2009**—Was a member of the International League All-Star team...had a 12-game hitting streak from May 30 to June 17...that included an eight-game span (June 1-8) in which he hit .500 (15-for-30) with five doubles, one triple and two RBI earning him International League Player of the Week honors for the week ending June 8...ranked eighth among Braves farmhands in runs and was 10th in batting average...had his best month in June, batting .394 and reaching base safely in all 21 contests...earned organizational Gwinnett Player of the Month honors.

**2008**—Hit .251 with 18 doubles and 26 RBI in 81 games in his third season with Triple-A Richmond... defensively saw time at first base, second base and third base...his average improved to .281 with runners in scoring position...hit .414 (12-for-29) during a nine-game hitting streak from May 26 to June 3...was on the disabled list from June 16 to Aug. 3 with a fractured left foot...went homerless over his first 74 games before hitting his only two home runs of the season over the final seven contests.

**2007**—Was the recipient of the Braves' organization 2007 Bill Lucas Award and also won the Clint Courtney Memorial Award (Richmond Braves honor) as the most competitive Brave...led the International League, ranked second among all Triple-A hitters and set a Richmond record with 19 hit-by-pitches...drove in a career-high 52 runs...had 25 walks and 29 strikeouts, the only time in his career he struck out more than he walked...hit .300 with two RBI in nine postseason games...played third base and hit .300 in five IL Championship Series games.

**2006**—Named as "having the best strike-zone discipline" in the Braves' system by *Baseball America*...injured the hamate bone in his left thumb May 16 and made rehab assignments at Single-A Myrtle Beach and with the Braves affiliate in the Gulf Coast Rookie League before returning to Richmond July 29...was in the top ten in the International League in hitting and on-base percentage before the injury.

**2005**—Combined for career highs in games (124), at bats (445), runs (74), hits (120), doubles (32), home runs (7), hit by pitches (21) and walks (64) with Double-Mississippi and Triple-A Richmond...ranked second among Braves minor leaguers in doubles, including 31 with Mississippi, which tied for seventh in the Southern League...ranked fifth among Braves minor leaguers in runs scored...named by the organization as the Double-A Mississippi July Player of the Month...hit .346 during August.

**2004**—Spent the entire season at Myrtle Beach, hitting .277 in 112 games...selected July Player of the Month for the Pelicans when he led the team in batting average (.375) and hits (36) and tied for the lead in doubles (6), home runs (3) and RBI (15).

**2003**—Batted .282 in a career high 124 games with Rome...also had a career high four triples...earned June Player of the Month honors for the Rome Braves, hitting .325 with five doubles, 11 RBI and 14 runs scored.

**2002**—Made his professional debut with the Braves affiliate in the Gulf Coast Rookie League and went 2 for 4 (.500) in four games before he was promoted to Macon...batted .283 with one home run and 14 RBI in 40 games with Macon.

## PERSONAL/MISCELLANEOUS

Wesley Ryan Timmons was originally signed by Braves scout Robert Lucas...attended Bethune-Cookman College (FL).

## LIFETIME PLAYING RECORD

Year	Club	AVG.	G	AB	R	H	2B	3B	HR	RBI	SH	SF	HP	BB	SO	SB	CS	SLG	OBP	E
2002	GCL Braves	.500	2	4	1	2	1	0	0	1	1	0	1	3	0	0	0	.750	.750	0
	Macon	.283	40	120	17	34	4	1	1	14	7	0	10	19	10	6	3	.358	.423	2
2003	Rome	.282	124	422	67	119	19	4	7	49	2	4	14	52	31	10	4	.396	.376	10
2004	Myrtle Beach	.277	112	379	48	105	24	2	3	45	6	2	15	55	32	10	5	.375	.388	8
2005	Mississippi	.272	119	427	73	116	31	2	7	34	6	3	21	62	46	4	7	.403	.388	17
	Richmond	.222	5	18	1	4	1	0	0	3	0	2	0	2	0	0	0	.278	.273	0
2006	Richmond	.280	71	250	28	70	15	0	6	26	3	6	38	19	5	4	.412	.384	7	
	GCL Braves	.308	8	26	3	8	2	0	0	1	0	0	2	4	4	2	0	.385	.438	0
	Myrtle Beach	.200	2	5	2	1	0	0	0	1	0	0	1	3	1	0	0	.200	.556	1
2007	Richmond	.256	120	355	47	91	18	0	5	52	2	6	19	25	29	8	5	.349	.333	7
2008	Richmond	.251	81	239	39	60	18	0	2	26	4	1	12	45	25	12	0	.351	.394	10
2009	Gwinnett	.283	105	322	62	91	20	2	1	31	9	5	15	62	36	12	5	.366	.416	8
2010	Gwinnett	.293	114	386	67	113	23	1	6	43	5	3	11	60	33	19	8	.404	.400	9

## CAREER TRANSACTIONS

**2002** — Selected by the Atlanta Braves organization in the 12th round of the First-Year Player Draft. **2008** — Elected free agency, November 3. **2009** — Re-signed by the Braves to a minor league contract, January 12. **2010** — Elected free agency, November 6; signed by the Oakland Athletics to a minor league contract, November 16.

**INFIELDER****Height/Weight:** 5-11 / 190**Bats/Throws:** Right / Right**Birthdate:** November 1, 1983**Opening Day Age:** 27**Birthplace/Resides:** Spartanburg, South Carolina / Spartanburg, South Carolina**Major League Service:** 60 days**Obtained:** Claimed off waivers from Minnesota, February 1, 2010**Contract Status:** First year of a one-year contract through 2011.**CAREER HIGHLIGHTS**

Was claimed off waivers by the A's from Minnesota, Feb. 1, 2010...hit .286 in 25 games with Oakland in his Major League debut...was originally drafted by the Twins in the fifth round of the 2005 draft...hit a career-high .332 with nine home runs, 43 RBI and eight stolen bases in 80 games with Sacramento after batting .276 with 33 home runs, 183 RBI and 67 stolen bases in 500 minor league games over five seasons in the Twins farm system...now has a .284 (602 for 2119) average in 580 career minor league games...finished 10th in the Eastern League with a .300 batting average in 2008.

**2010 HIGHLIGHTS**

Made his Major League debut with the A's in 2010, hitting .286 with a home run and four RBI in 25 games over two stints...spent the balance of the season with Triple-A Sacramento where batted .332 with nine home runs and 43 RBI in 80 games...was promoted to Oakland the first time April 27 and went 1-for-4 in three games before he was optioned back to Sacramento May 4...returned Aug. 13, batting .289 in 22 games during his second stint...hit .375 (9-for-24) with his only home run and all four of his RBI against left-handed pitching while batting .200 (5-for-25) against right-handers...batted .333 in Oakland, .154 on the road...hit .333 at night, .211 during the day...batted .316 (6-for-19) with two strikes...was 1-for-8 (.125) with runners in scoring position and hit .176 when leading off an inning...played five different positions, appearing in 11 games at shortstop (five starts), six at third base (five starts), four at second base (two starts) and one each in left field and right field...committed one error, with it occurring as a second baseman...batted .389 when playing third base...was 0 for 3 with two strikeouts as a pinch hitter...made eight of his starts batting eighth and had four from the nine spot.

**OAKLAND:** Made his ML debut April 28 at Tampa Bay, going 0-for-2 as a late inning replacement at second base...singled off Josh Roenicke in the ninth inning April 30 at Toronto for his first big league hit...made his first start Aug. 14 at Minnesota at shortstop and went 1-for-3...then had back-to-back multiple hit games against Toronto in starts at third base Aug. 17 and second base Aug. 18...had his first career three-hit game Sept. 7 against Seattle...drove in his first run in his 45th at bat Sept. 23 against Texas...those were the most RBI-less at bats by an Athletic to start a career since Jeff Cox had a 67-at bat streak from July 1 to 22, 1980...hit his first Major League home run Sept. 26 against Texas, a three-run shot off Matt Harrison in the eighth inning...the three RBI marked his first multiple-RBI game.

**SACRAMENTO:** Had minor league career-highs in batting (.332), on-base percentage (.412) and slugging (.503), and matched his best in home runs (9)...had the fifth-best batting average in the Pacific Coast League at the time of his final promotion to Oakland Aug. 13...batted .386 (32-for-83) with four home runs against left-handed pitching, .311 (65-for-209) with five home runs against right-handers...slugged .614 against lefties, .459 against righties...had a .338 average with runners in scoring position, including .385 with RISP and two outs...hit .373 when leading off an inning, .347 at home and .345 at night...batted .438 in the eighth inning or later...appeared in 54 games at shortstop, committing 15 errors for a .925 fielding percentage...also made three errors in 13 games as a third baseman (.912) and no errors in six games in left field and five at second base...went 6-for-13 (.462) in four games at designated hitter...hit in every spot in the order except first, third and fourth...saw his most action with 32 games batting second, where he hit .328...had two RBI in the season opener and added a grand slam and a season-high four RBI in the second game, April 9 at Portland...was batting .333 with a home run and eight RBI in 16 games when the A's called for the first time April 27...went 8-for-37 (.216) over his first nine games following his option May 4...had his lone two-homer game of the season against

Nashville May 24...was batting .311 with four home runs and 17 RBI in 35 games when he was placed on the disabled list May 26 with a strained left calf...was reinstated from the DL June 17...had a season best 16-game hitting streak from June 26 to July 16...went 27-for-64 (.422) with 18 runs scored, three home runs, 13 RBI and 10 multiple-hit games during the streak...scored a run in 10 consecutive games from June 28 to July 9...stole a season-high two bases July 4 at Reno...had a season-high four hits Aug. 3 against Las Vegas...hit safely in each of his final nine games with the River Cats (17-for-39, .436).

## CAREER

**2009**—Combined to hit .266 with 27 doubles, eight home runs, 40 RBI, 78 runs scored and 13 stolen bases in 130 games with Double-A New Britain and Triple-A Rochester in his final season in the Twins organization...had career highs in at bats (503), runs and hit by pitches (6)...was batting .258 with two home runs and 13 RBI in 38 games with New Britain at the time he was promoted to Rochester, May 30...finished the season with the Red Wings and hit .270 with six home runs and 27 RBI in 92 games...combined with both teams to bat .290 against left-handed pitching and .254 against right-handed pitching...hit .194 with runners in scoring position, including .133 with RISP and two outs...all eight of his home runs were solo shots...appeared in 61 games at second base, 32 in left field, 31 at shortstop, seven in center field, three in right field and one at third base...had 12 errors as a second baseman (.955 fielding percentage) and eight as a shortstop (.935)...got off to a slow start as he hit .169 with two doubles and two RBI in 14 games in April...then hit .315 with two home runs and 11 RBI in 24 games with the Rock Cats in May...had a pair of four-hit games for New Britain, going 4 for 5 May 8 at Portland and 4 for 6 May 19 at Reading...was promoted to Rochester May 30...hit .305 at home for the Red Wings...reached base safely via hit or walk in each of his first 19 games and hit .356 with a .447 on-base percentage...capped the streak with a season best 14-game hitting streak from June 4 to 18 (21 for 58, .362)...hit .310 in June...was a perfect 4 for 4 with two RBI, Aug. 15 at Syracuse...that boosted his Triple-A batting average to .307, but he went 11 for 78 (.141) with one extra base hit (a home run) and three RBI over his last 20 games.

**2008**—Spent the season with Double-A New Britain...hit safely in 15 straight games, April 29-May 17, batting .474 (27 for 57) with two home runs, 19 RBI, seven doubles and 16 runs scored, including two four-hit games and one three-hit game...named Eastern League Player of the Week, May 12...batted .375 in 26 games in May...had a 13-game hitting streak from May 30-June 27...batted .385 in 12 games in June...was disabled with a fractured right index finger, June 30 to July 22...finished the first half batting .335 with five home runs, 34 RBI and 39 runs scored...was named the Twins' Minor League Player of the Week, batting .360 (9 for 25) with three home runs, 10 RBI, three doubles and six runs scored, August 15-22...finished 10th in the Eastern League in batting...played three different positions for the Rock Cats including second base, shortstop and centerfield...hit .320 vs. lefties and .292 vs. righties...played in the Arizona Fall League with the Phoenix Desert Dogs, batting .383 in 27 games.

**2007**—Spent the season with Single-A Ft. Myers, hitting safely in each of his first eight games...had first four-hit game, May 3 vs. Tampa...hit his first home run of season, May 6 at St. Lucie...had six straight multi-hit games, July 11-16, including his second four-hit game, July 12 vs. Jupiter...finished July batting .370 in 25 games...had his third four-hit game, Aug. 5 at Daytona...tallied three doubles, Aug. 30 at Sarasota...batted .320 with three home runs, 27 RBI and 47 runs scored after the All-Star break...collected 41 multi-hit games, including six three-hit games and three four-hit games...hit .315 vs. left-handed pitching...finished third in the Florida State League in walks, tied for fourth in hits and sixth in stolen bases...was tied for first on the club in runs scored.

**2006**—Started the season with Single-A Beloit...hit safely in 11 of 13 games, April 14-29, with three straight two-hit games and his first home run, April 20 vs. Peoria...hit safely in 12 of 14 games, May 17-31...went 4 for 5 with a home run, three RBI and three runs scored, May 19 at Clinton...batted .325 in 23 games in May...disabled with a fractured left cheek bone, June 5-30...promoted to Ft. Myers after a two day rehab assignment with the GCL Twins...had his first three-hit game with Ft. Myers, July 3 vs. Dunedin...had a season-high three RBI, Sept. 2 at Sarasota...hit .325 vs. lefties at Ft. Myers.

**2005**—Began the season at Elizabethton...hit safely in 12 of 16 games played...scored nine runs in his first four games...collected his first four-hit game, July 24 at Burlington...added three hits, including a home run, the next day...was promoted to Beloit, July 29...hit a home run in his second game with the Snappers...hit safely in eight of nine games, Aug. 4-13.

## PERSONAL/MISCELLANEOUS

Steven Wayne Tolleson was originally signed by Twins scout Ricky Taylor...is married, Baileigh...is a 2002 graduate of Dorman (SC) High School...attended the University of South Carolina...named First-Team All Southeastern Conference and First-Team All Tournament at the NCAA Atlanta Regional in 2003...his father, Wayne, played in parts of 10 seasons in the Major Leagues.

### LIFETIME PLAYING RECORD

Year	Club	AVG.	G	AB	R	H	2B	3B	HR	RBI	SH	SF	HP	BB	SO	SB	CS	SLG	OBP	E
2005	Elizabethton	.321	16	56	18	18	6	1	2	8	3	0	3	11	4	2	1	.571	.457	4
	Beloit	.176	31	102	16	18	2	0	3	10	3	0	3	17	23	3	0	.284	.311	3
2006	Beloit	.287	47	171	23	49	8	2	2	16	4	0	2	27	34	7	9	.392	.390	14
	GCL Twins	.250	2	8	1	2	0	0	0	1	0	1	0	0	0	0	0	.250	.222	2
	Ft. Myers	.268	49	157	23	42	8	1	4	23	2	4	1	22	24	3	1	.408	.353	3
2007	Ft. Myers	.285	132	487	75	139	24	4	5	35	1	1	3	79	97	27	10	.382	.388	25
2008	New Britain	.300	93	343	54	103	28	1	9	50	4	3	3	44	74	12	6	.466	.382	12
2009	New Britain	.258	38	151	21	39	10	2	2	13	1	1	4	16	20	6	2	.391	.343	8
	Rochester	.270	92	352	57	95	17	1	6	27	1	3	2	36	52	7	6	.375	.338	13
2010	Sacramento	.332	80	292	52	97	17	3	9	43	4	2	4	37	50	8	2	.503	.412	18
	OAKLAND	.286	25	49	5	14	3	0	1	4	0	0	0	4	9	0	0	.408	.340	1
<b>ML Totals</b>		<b>.286</b>	<b>25</b>	<b>49</b>	<b>5</b>	<b>14</b>	<b>3</b>	<b>0</b>	<b>1</b>	<b>4</b>	<b>0</b>	<b>0</b>	<b>0</b>	<b>4</b>	<b>9</b>	<b>0</b>	<b>0</b>	<b>.408</b>	<b>.340</b>	<b>1</b>

### CAREER TRANSACTIONS

**2005** — Selected by the Minnesota Twins organization in the 5th round of the First-Year Player Draft. **2010** — Claimed off waivers by the Oakland Athletics, February 1.

### MILESTONES WITHIN REACH

#### Grant Balfour

Needs 39 games for 300

#### Craig Breslow

Needs 72 games for 300

#### Coco Crisp

Needs 93 games for 1000  
Needs 59 hits for 1000  
Needs 20 doubles for 200  
Needs 31 steals for 200

#### David DeJesus

Needs 124 games for 1000  
Needs 29 hits for 1000  
Needs 13 doubles for 200

#### Mark Ellis

Needs 6 games for 1000  
Needs 32 hits for 1000  
Needs 7 doubles for 200  
Needs 15 home runs for 100  
Needs 82 RBI for 500

#### Brian Fuentes

Needs 49 games for 600  
Needs 13 saves for 200

#### Rich Harden

Needs 154.1 innings for 1000  
Needs 142 strikeouts for 1000

#### Kevin Kouzmanoff

Needs 22 home runs for 100

#### Hideki Matsui

Needs 8 runs for 1500\*  
Needs 1 hit for 2500\*  
Needs 35 doubles for 500\*  
Needs 7 home runs for 500\*  
*\*Matsui's milestones are for majors plus Japan*

#### Michael Wuertz

Needs 13 games for 400

## VS. THE AMERICAN LEAGUE

2010					CAREER					
AVG.	AB	H	HR	RBI	vs. TEAM	AVG.	AB	H	HR	RBI
—	0	0	0	0	Baltimore	—	0	0	0	0
.000	4	0	0	0	Boston	.000	4	0	0	0
.000	1	0	0	0	Chicago	.000	1	0	0	0
—	0	0	0	0	Cleveland	—	0	0	0	0
—	0	0	0	0	Detroit	—	0	0	0	0
.000	2	0	0	0	Kansas City	.000	2	0	0	0
.000	3	0	0	0	Los Angeles	.000	3	0	0	0
.200	5	1	0	0	Minnesota	.200	5	1	0	0
.000	1	0	0	0	New York	.000	1	0	0	0
—	0	0	0	0	Oakland	—	0	0	0	0
.455	11	5	0	0	Seattle	.455	11	5	0	0
.000	8	0	0	0	Tampa Bay	.000	8	0	0	0
.600	5	3	1	4	Texas	.600	5	3	1	4
.556	9	5	0	0	Toronto	.556	9	5	0	0

## MONTHLY BREAKDOWN

2010					CAREER					
AVG.	AB	H	HR	RBI	by MONTH	AVG.	AB	H	HR	RBI
.333	3	1	0	0	April	.333	3	1	0	0
.000	1	0	0	0	May	.000	1	0	0	0
—	0	0	0	0	June	—	0	0	0	0
—	0	0	0	0	July	—	0	0	0	0
.294	17	5	0	0	August	.294	17	5	0	0
.286	28	8	1	4	September	.286	28	8	1	4

## BATTING BREAKDOWN

2010					CAREER					
AVG.	AB	H	HR	RBI	by CATEGORY	AVG.	AB	H	HR	RBI
.333	36	12	1	4	Home	.333	36	12	1	4
.154	13	2	0	0	Road	.154	13	2	0	0
.211	19	4	1	3	Day	.211	19	4	1	3
.333	30	10	0	1	Night	.333	30	10	0	1
.250	4	1	0	0	Pre-ASG	.250	4	1	0	0
.289	45	13	1	4	Post-ASG	.289	45	13	1	4
.375	24	9	1	4	vs. LHP	.375	24	9	1	4
.200	25	5	0	0	vs. RHP	.200	25	5	0	0
.125	8	1	1	3	RISP	.125	8	1	1	3
—	0	0	0	0	Bases Loaded	—	0	0	0	0
.000	3	0	0	0	Pinch Hitter	.000	3	0	0	0
—	0	0	0	0	Designated Hitter	—	0	0	0	0

## BALLPARK BREAKDOWN

	AVG.	AB	H	HR	RBI
Angel Stadium	.000	1	0	0	0
Kauffman Stadium	.000	2	0	0	0
Oakland Coliseum	.333	36	12	1	4
Rogers Centre	.500	2	1	0	0
Target Field	.200	5	1	0	0
Tropicana Field	.000	2	0	0	0
Yankee Stadium	.000	1	0	0	0

## FIELDING STATISTICS

### Second Base

YEAR	PCT.	G	PO	A	E	TC	DP
2010	.900	4	5	4	1	10	2
<b>Totals</b>	<b>.900</b>	<b>4</b>	<b>5</b>	<b>4</b>	<b>1</b>	<b>10</b>	<b>2</b>

### Third Base

YEAR	PCT.	G	PO	A	E	TC	DP
2010	1.000	6	3	7	0	10	0
<b>Totals</b>	<b>1.000</b>	<b>6</b>	<b>3</b>	<b>7</b>	<b>0</b>	<b>10</b>	<b>0</b>

### Shortstop

YEAR	PCT.	G	PO	A	E	TC	DP
2010	1.000	11	9	9	0	18	4
<b>Totals</b>	<b>1.000</b>	<b>11</b>	<b>9</b>	<b>9</b>	<b>0</b>	<b>18</b>	<b>4</b>

### Outfield

YEAR	PCT.	G	PO	A	E	TC	DP
2010	1.000	1	1	0	0	1	0
<b>Totals</b>	<b>1.000</b>	<b>1</b>	<b>1</b>	<b>0</b>	<b>0</b>	<b>1</b>	<b>0</b>

## TOLLESON'S CAREER HIGHS

**Hits:** 3, September 7, 2010 vs. Seattle

**Home Runs:** 1, September 26, 2010 vs. Texas

**Runs Batted In:** 3, September 26, 2010 vs. Texas

**Stolen Bases:** None

**Hitting Streak:** 3 (twice), last: September 6 to 8, 2010

**Hitless Streak (At Bats):** 11, September 8 to 22, 2010

**Grand Slams:** None.

**Pinch-Hit Home Runs:** None.

**Inside-The-Park Home Runs:** None.

**Game Ending Home Runs:** None.

**Lead Off Home Runs:** None.

**INFIELDER****Height/Weight:** 5-9 / 161**Bats/Throws:** Switch / Right**Birthdate:** January 26, 1987**Opening Day Age:** 24**Birthplace/Resides:** Orlando, Florida / Altamonte Springs, Florida**Major League Service:** None**Obtained:** Selected in the 1st round (12th selection overall) of the 2008 First-Year Player Draft**Contract Status:** First year of a one-year contract through 2011.**CAREER HIGHLIGHTS**

Was the A's first pick in the 2008 draft but injuries have limited him to just 176 games over his first three seasons...has a .277 (191 for 689) batting average and 31 stolen bases in his career...had a 22-game hitting streak for Stockton in 2009...also played in the All-Star Futures Game that season...named to the Arizona Fall League Top Prospects Team in 2009...was named the A's ninth best prospect by *Baseball America* following the 2008 season, the seventh best after 2009 and the fifth best after 2010.

**2010 HIGHLIGHTS**

Spent most of the season at Double-A Midland where he batted .267 with 14 doubles, seven triples, three home runs and 33 RBI in 67 games...missed two months of the season while on the disabled list and hit .306 during a 10-game rehab assignment with the A's affiliate in the Arizona Rookie League...combined with both teams for a .272 batting average in 77 games...had career highs in at bats (309), runs (52), doubles (16), triples (8) and stolen bases (16)...tied for third in the A's farm system in triples...hit .330 (34 for 103) against left-handed pitching and .243 (50 for 206) against right-handers...batted .219 over the first five innings of a game and .359 from the sixth inning on...hit .275 with a .349 on-base percentage in 73 games batting leadoff...appeared exclusively at second base on defense where he made 10 errors in 72 games for a .971 fielding percentage...also went 7 for 25 (.280) in five games at designated hitter...was named the A's fifth best prospect by *Baseball America* following the season.

**MIDLAND:** Reached base safely in each of his first 28 road games, which was the longest such streak in the Texas League...hit .298 with a .381 on-base percentage during the streak...had a pair of six-game hitting streaks from April 18 to 24 (7 for 24, .292) and April 27 to May 3 (10 for 27, .370)...those were his longest hitting streaks of the season...began the second hitting streak by going 2 for 5 with a season high three RBI at Corpus Christi April 27...was batting .304 with two home runs and 13 RBI in 26 games when he was placed on the disabled list May 7 with a strained left hip...was out of action until July 7 when he was sent to the A's affiliate in the Arizona Rookie League to begin a rehab assignment...went 11 for 36 (.306) in 10 games...had a pair of two steal games on July 16 and 19...also stole two bases with Midland at San Antonio Aug. 31...was reinstated from the DL July 21 and returned to Midland...went 15 for 47 (.319) with nine walks over his first 11 games, including a season-best four-walk contest July 28 against Frisco...went 2 for 31 (.065) over his next eight games before collecting a season-high four hits Aug. 13 against Tulsa...that started an eight-game stretch where he hit .429 (15 for 35)...then went 10 for 58 (.172) over his final 14 regular season contests...was 1 for 13 (.077) in three postseason games for the RockHounds.

**CAREER**

**2009**—Combined to hit .278 with nine home runs and 44 RBI in 80 games with Single-A Stockton and Double-A Midland after spending the first two months of the season on the disabled list...was batting .299 with a .385 on-base percentage in 50 games with the Ports before he was promoted to Midland Aug. 3...finished the season by hitting .238 in 30 games with the RockHounds...was successful in 9 of 10 (90.0%) stolen base attempts...batted .203 against left-handed pitching and .348 against right-handers at Stockton but then hit .333 against lefties and .182 against righties at Midland...overall, clubbed eight of his nine home runs off righties...appeared exclusively at second base on defense and committed six errors in 74 games for a .983 fielding percentage...began the season on the disabled list with a strained left hip...was reinstated May 27 and hit safely in each of his first 22 games...went 36 for 90 (.400) over that stretch with all seven of his Stockton home runs and 23 RBI...including June 12 at Visalia when he

had a grand slam and a season-high four RBI... then hit .216 over his final 28 games with the Ports... finished June with a .403 batting average and a .495 on-base percentage in 20 games... walked a season-high four times July 9 at Visalia... played for the United States in the All-Star Futures Game July 13 at St. Louis and went 0 for 2... collected a season-high five hits July 20 at Lancaster and had eight hits over a two-game stretch from July 19-20... scored a season-high four runs July 28 against San Jose... was promoted to Midland Aug. 3... matched his season high with four RBI Aug. 27 at Corpus Christi... hit .290 with two home runs and eight RBI in eight postseason games to help the RockHounds to the Texas League Championship... played for Phoenix in the Arizona Fall League and hit .241 with six doubles, four triples, a home run and 11 RBI in 21 games... played in the AFL Rising Stars Game and was named to the AFL Top Prospects Team as the second baseman... was also named AFL Player of the Week, Nov. 1... named as the A's number seven prospect by *Baseball America* following the season.

**2008**—Was assigned to Single-A Kane County after signing July 8... batted .297 with a home run and eight RBI in 19 games with the Cougars... added 13 walks for a .422 on-base percentage and was successful in 6 of 8 (75.0%) stolen base attempts... hit .346 against left-handed pitching and .271 against right-handers... hit .353 in the seventh inning or later and had a .346 average when leading off an inning... committed eight errors in 18 games at second base for a .911 fielding percentage (90 total chances)... hit .347 with six walks (.448 on-base percentage) in 12 games batting leadoff... compiled a season best 10-game hitting streak from July 14 to 25 (17 for 43, .395)... hit his first professional home run July 24 at Fort Wayne... was placed on the disabled list Aug. 14 with a strained left hip and missed the remainder of the season... was named the A's ninth best prospect by *Baseball America* following the season.

## PERSONAL/MISCELLANEOUS

Jemile Nykiwa Weeks was originally signed by A's scout Trevor Schaffer... graduated from Lake Brantley (FL) High School in 2005... was a 1st Team All-State selection as a senior... attended the University of Miami where he was a 1st Team All-America selection by *Collegiate Baseball* and 1st Team All-ACC in 2008... was a Louisville Slugger Freshman All-America selection in 2006... brother, Rickie, plays for the Milwaukee Brewers.

## LIFETIME PLAYING RECORD

Year	Club	AVG.	G	AB	R	H	2B	3B	HR	RBI	SH	SF	HP	BB	SO	SB	CS	SLG	OBP	E
2008	Kane County	.297	19	74	11	22	3	1	1	8	0	0	3	13	12	6	2	.405	.422	8
2009	Stockton	.299	50	201	29	60	9	2	7	31	1	1	3	26	40	5	1	.468	.385	3
	Midland	.238	30	105	10	25	5	0	2	13	4	3	1	10	16	4	0	.343	.303	3
2010	Midland	.267	67	273	43	73	14	7	3	33	2	6	3	28	37	11	6	.403	.335	9
	Arizona A's	.306	10	36	9	11	2	1	0	1	0	0	1	7	4	5	1	.417	.432	1

## CAREER TRANSACTIONS

**2005** — Selected by the Milwaukee Brewers organization in the 8th round of the First-Year Player Draft, did not sign.

**2008** — Selected by the Oakland Athletics organization in the 1st round (12th selection overall) of the First-Year Player Draft.



# ROSTER

**MANAGER:** 17 Bob Geren. **COACHES:** 11 Mike Gallego, 39 Gerald Perry, 41 Rick Rodriguez, 37 Ron Romanick, 38 Joel Skinner, 46 Tye Waller. **BULLPEN CATCHER:** 99 Casey Chavez. **TRAINERS:** Nick Papareta, Walt Horn, Brian Schulman. **TRAVELING SECRETARY:** Mickey Morabito. **EQUIPMENT MANAGER:** Steve Vucnich. **VIDEO COORDINATOR:** Adam Rhoden. **MESSAGE THERAPIST:** Ozlie Lyles. **STRENGTH & CONDITIONING:** Bob Alejo.

NO	PITCHERS (21)	B	T	HT	WT	BORN	BIRTHPLACE	RESIDENCE	2010 CLUBS	W	L	ERA	G	GS	CG	SHO	SV	IP	H	R	ER	BB	SO	ML SERVICE
49	Brett Anderson	L	L	6-4	233	2-1-88	Midland, TX	Stillwater, OK	OAKLAND	7	6	2.80	19	19	0	0	0	112.1	112	41	35	22	75	2 years
									Sacramento	1	0	4.05	3	3	0	0	0	13.1	19	6	6	6	3	12
									Arizona As	0	0	3.00	2	2	0	0	0	6.0	11	2	2	1	6	1
40	Andrew Bailey	R	R	6-3	240	5-31-84	Voorhees, NJ	Cherry Hill, NJ	OAKLAND	1	3	1.47	47	0	0	0	25	49.0	34	8	13	42	2 years	
									Sacramento	0	0	27.00	1	1	0	0	0	0.2	3	2	2	0	1	
50	Grant Balfour	R	R	6-2	195	12-30-77	Sydney, Australia	Cleanwater, FL	TAMPA BAY	2	1	2.28	57	0	0	0	0	55.1	43	16	14	17	56	6 years, 99 days
									Charlottesville	0	1	10.80	2	2	0	0	0	1.2	3	2	3	2	3	2
13	Jerry Blevins	L	L	6-6	175	9-6-83	Johnson City, TN	Swanton, OH	OAKLAND	2	1	3.70	63	0	0	0	0	48.2	54	20	20	18	46	1 year, 162 days
51	Dallas Braden	L	L	6-1	185	8-13-83	Phoenix, AZ	Stockton, CA	OAKLAND	11	14	3.90	30	5	2	0	192.2	180	83	75	43	113	3 years, 39 days	
									Stockton	0	0	6.75	1	1	0	0	0	4.0	7	3	3	1	4	
56	Craig Breslow	L	L	5-11	190	8-8-80	New Haven, CT	Trumbull, CT	OAKLAND	4	4	3.01	75	0	0	0	5	74.2	53	26	25	29	71	3 years, 88 days
53	Trevor Cahill	R	R	6-4	226	3-1-88	Oceanside, CA	Oceanside, CA	Sacramento	1	0	1.04	2	2	0	0	0	8.2	7	3	11	5	8	2 years
									OAKLAND	18	8	2.97	30	30	1	1	0	196.2	155	73	65	63	118	
26	Bobby Cramer	L	L	6-1	205	10-28-79	Anaheim, CA	Anaheim, CA	Quintana Roo (Mex.)	13	3	2.95	22	20	5	3	0	128.0	116	47	42	27	123	24 days
									Sacramento	2	2	1.94	7	7	0	0	0	41.2	41	10	9	11	35	
									OAKLAND	2	1	3.04	4	4	0	0	0	23.2	20	8	8	6	13	
60	Fautino De Los Santos	R	R	6-2	225	2-15-86	Samana, D.R.	Samana, D.R.	OAKLAND	1	5	6.84	25	0	0	0	0	31.2	31	26	23	16	51	3 years, 171 days
									Midland	1	0	2.30	12	0	0	0	1	15.2	13	4	4	3	22	None
33	Joey Devine	R	R	6-0	235	9-19-83	Junction City, KS	Roswell, GA	OAKLAND	1	6	5.30	13	13	0	0	0	71.1	84	45	42	29	57	None
65	Pedro Figueroa	L	L	6-0	214	11-23-85	Santo Domingo, D.R.	Santo Domingo, D.R.	Midland	1	3.52	39	0	0	0	0	23	38.1	28	17	15	18	39	8 years, 125 days
57	Brian Fuentes	L	L	6-4	230	8-9-75	Merced, CA	Merced, CA	LOS ANGELES (AL)	4	0	0.00	1	1	0	0	1	9.0	3	0	0	0	1	8
									Merced	0	0	0.00	1	1	0	0	0	1.0	0	0	0	0	0	2
									MINNESOTA	0	0	0.00	9	0	0	0	1	9.2	3	0	0	0	2	8
47	Gio Gonzalez	R	L	6-0	206	9-19-85	Hialeah, FL	Hialeah, FL	OAKLAND	15	9	3.23	33	33	1	0	0	200.2	171	75	72	92	171	1 year, 162 days
18	Rich Harden	L	R	6-1	195	11-30-81	Victoria, BC	Scottsdale, AZ	TEXAS	5	5	5.88	20	18	0	0	0	92.0	91	61	57	62	75	7 years, 74 days
									Oklahoma City	0	2	3.86	5	5	0	0	0	23.1	21	13	10	8	34	
64	Trysten Magnuson	L	R	6-7	210	6-6-85	Vancouver, BC	Louisville, KY	New Hampshire	3	0	2.58	46	0	0	0	5	73.1	70	22	21	10	63	None
32	Brandon McCarthy	R	R	6-7	200	7-7-83	Glendale, CA	Dallas, TX	Oklahoma City	4	7	3.36	11	9	0	0	0	56.1	51	22	21	11	44	4 years, 122 days
74	Guillermo Moscoso	R	R	6-1	200	11-14-83	Maracay, Venezuela	Lakeland, FL	Oklahoma City	7	7	5.18	23	22	1	0	0	123.1	142	82	71	49	107	76 days
									TEXAS	0	0	27.00	1	0	0	0	0	0.2	2	2	2	2	2	2
88	Josh Outman	L	L	6-1	185	9-14-84	St. Louis, MO	Imperial, MO	OAKLAND	1	4	5.49	26	2	0	0	0	39.1	39	24	24	20	32	2 years, 27 days
66	Tyson Ross	R	R	6-6	230	4-22-87	Berkeley, CA	Oakland, CA	OAKLAND	2	1	3.55	6	6	0	0	0	25.1	22	10	10	13	30	95 days
									Sacramento	2	1	3.55	6	6	0	0	0	25.1	22	10	10	13	30	

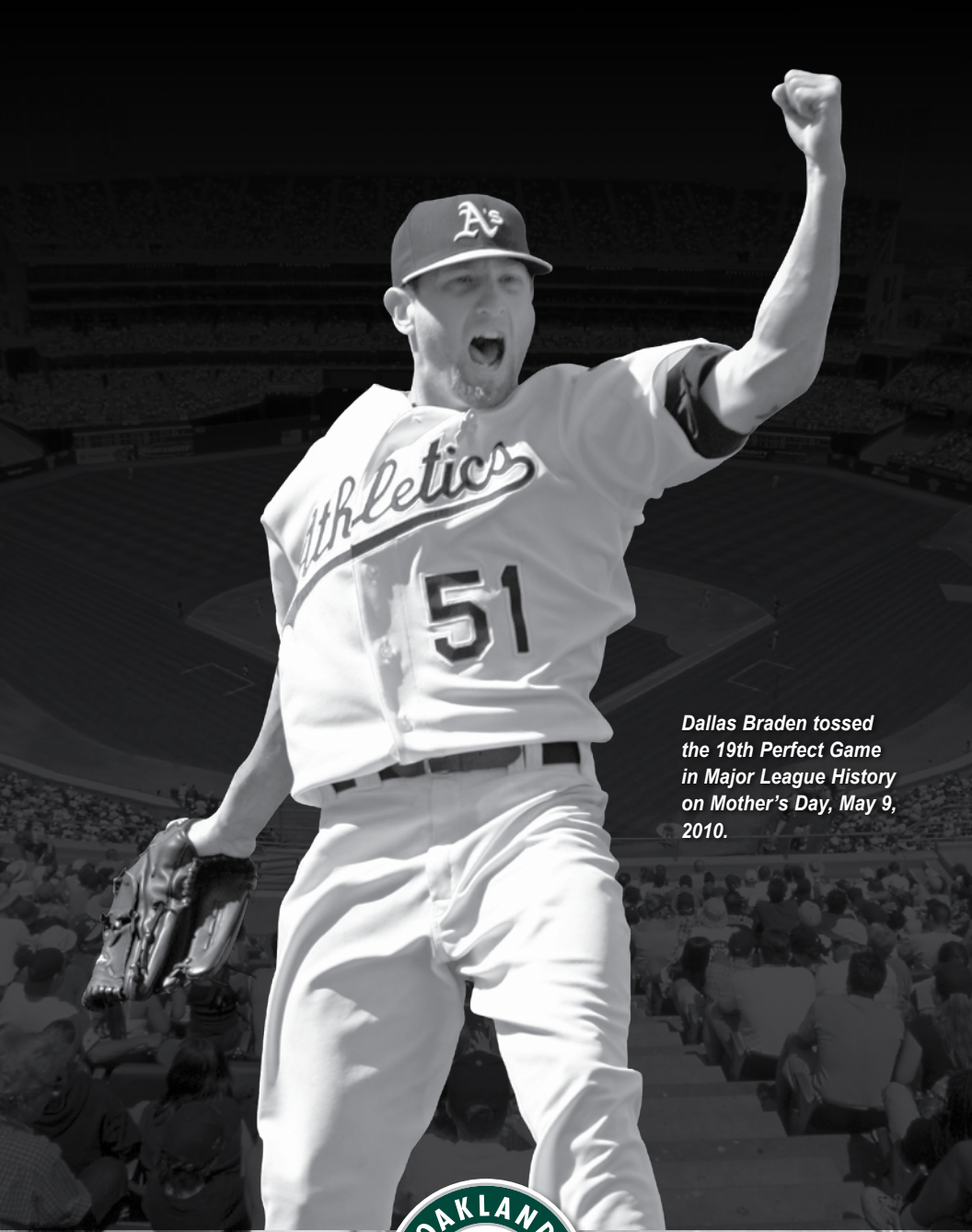
(Injured) — Did not pitch

NO	PITCHERS	B	T	HT	WT	BORN	BIRTHPLACE	RESIDENCE	2010 CLUBS	W	L	ERA	G	GS	CG	SHO	SV	IP	H	R	ER	BB	SO	ML SERVICE
48	Michael Wuerz	R	R	6-3	212	12-15-78	Austin, MN	Scottsdale, AZ	Sacramento Stockton	0	0	0.00	4	3	0	0	0	4.2	4	0	0	3	3	5 years, 139 days
31	Brad Ziegler	R	R	6-4	207	10-10-79	Pratt, KS	Springfield, MO	OAKLAND OAKLAND	2	3	4.31	48	0	0	0	6	39.2	35	21	19	21	40	3
NO	CATCHERS (3)	B	T	HT	WT	BORN	BIRTHPLACE	RESIDENCE	2010 CLUBS	AVG.	G	AB	R	2B	3B	HR	RBI	BB	SO	SB	CS	ML SERVICE		
29	Josh Donaldson	R	R	6-0	221	12-8-85	Pensacola, FL	Deephene, AL	Sacramento	.238	86	294	52	70	14	1	18	67	45	79	3	1	37 days	
35	Landon Powell	S	R	6-3	285	3-19-82	Raleigh, NC	Greenville, SC	OAKLAND Sacramento	.156	14	32	1	5	1	0	1	4	2	12	0	0	1 year, 153 days	
8	Kurt Suzuki	R	R	5-11	196	10-4-83	Wailuku, HI	Torrance, CA	OAKLAND Sacramento	.214	41	112	13	24	4	0	2	11	15	29	1	0	0	
NO	INFELDERS (8)	B	T	HT	WT	BORN	BIRTHPLACE	RESIDENCE	2010 CLUBS	AVG.	G	AB	R	2B	3B	HR	RBI	BB	SO	SB	CS	ML SERVICE		
10	Daric Barton	L	R	6-0	204	8-16-85	Springfield, VT	Corona, CA	OAKLAND	.273	159	556	79	152	33	5	10	57	110	102	7	3	2 years, 119 days	
6	Adrian Cardenas	L	R	6-0	204	10-10-87	Miami Lakes, FL	Opa Locka, FL	Sacramento Midland	.267	58	210	30	56	8	1	1	21	17	28	2	2	None	
20	Sean Doolittle	L	L	6-3	212	9-26-86	Rapid City, SD	Tabernacle, NJ	Sacramento	.345	51	194	36	67	15	0	3	32	23	4	6	0	None	
14	Mark Ellis	R	R	5-10	185	6-6-77	Rapid City, SD	Scottsdale, AZ	OAKLAND	.291	124	436	45	127	24	0	5	49	40	56	7	6	8 years, 136 days	
5	Kevin Kouzmanoff	R	R	6-1	210	7-25-81	Newport Beach, CA	Evergreen, CO	Sacramento	.250	2	5	0	1	0	0	0	1	1	0	0	0	0	
2	Cliff Pennington	S	R	5-10	213	6-15-84	Corpus Christi, TX	Missouri City, TX	OAKLAND	.247	143	551	59	136	32	1	16	71	24	96	2	1	4 years, 30 days	
7	Adam Rosales	R	R	6-1	195	5-20-83	Chicago, IL	Park Ridge, IL	OAKLAND	.250	156	508	64	127	26	8	6	46	50	96	29	5	1 year, 114 days	
36	Eric Sogard	L	R	5-10	188	5-22-86	Phoenix, AZ	Phoenix, AZ	Sacramento	.271	80	255	31	69	8	2	7	31	19	65	2	2	2 years, 25 days	
NO	OUTFIELDERS (8)	B	T	HT	WT	BORN	BIRTHPLACE	RESIDENCE	2010 CLUBS	AVG.	G	AB	R	2B	3B	HR	RBI	BB	SO	SB	CS	ML SERVICE		
22	Chris Carter	R	R	6-4	244	12-18-86	Redwood City, CA	Las Vegas, NV	Sacramento	.258	125	465	92	120	29	2	3	94	73	138	1	1	28 days	
4	Coco Crisp	S	R	5-10	185	11-1-79	Los Angeles, CA	Rancho Mirage, CA	OAKLAND Stockton	.186	24	70	8	13	1	0	1	3	7	21	1	0	0	7 years, 158 days
12	David DeJesus	L	L	5-11	192	12-20-79	Brooklyn, NY	Wheaton, IL	OAKLAND	.279	75	290	51	81	14	4	8	38	30	49	32	3	3	
28	Conor Jackson	R	R	6-2	215	5-7-82	Austin, TX	Scottsdale, AZ	Sacramento KANSAS CITY ARIZONA Reno	.591	6	22	7	13	2	1	0	5	2	3	2	1	0	
55	Hideki Matsui	L	R	6-2	210	6-12-74	Ishikawa, Japan	Tokyo, Japan	OAKLAND	.274	145	482	55	132	24	2	21	84	67	98	0	1	8 years	
15	Ryan Sweeney	L	L	6-4	224	2-20-85	Cedar Rapids, IA	Cedar Rapids, IA	OAKLAND	.294	82	303	41	89	20	2	1	36	24	41	1	1	3 years, 53 days	
23	Michael Taylor	R	R	6-5	256	12-19-85	Cheverly, MD	Apopka, FL	Sacramento	.272	127	464	79	126	26	6	6	78	51	92	16	5	None	
16	Josh Willingham	R	R	6-2	215	2-17-79	Florence, AL	Florence, AL	WASHINGTON	.268	114	370	54	99	19	2	16	56	67	85	8	0	5 years, 123 days	

(Injured - Did not play)

OAKLAND A'S NON-ROSTER INVITEES TO SPRING TRAINING

NO	PITCHERS (7)	B	T	HT	WT	BORN	BIRTHPLACE	RESIDENCE	2010 CLUBS	W	L	ERA	G	GS	CG	SHO	SV	IP	H	R	ER	BB	SO	ML SERVICE		
68	Joe Bateman	R	R	6-1	185	5-6-80	Pittsfield, MA	Morrisville, PA	Durham	7	0	1.66	54	0	0	0	0	4	76.0	57	16	14	25	66	None	
75	Fernando Cabrera	R	R	6-4	225	11-16-81	Toa Baja, PR	Dorado, PR	Pawtucket	2	5	3.86	54	0	0	0	0	22	60.2	64	29	26	24	76	3 years, 110 days	
54	Vinnie Chulk	R	R	6-2	200	12-19-78	Miami, FL	Miami, FL	BOSTON	0	0	20.25	1	0	0	0	0	0	1.1	2	3	3	2	0	0	
72	Gabe DeHoyos	R	R	5-11	261	4-14-80	Carlsbad, NM	Artesia, NM	Indianapolis	1	0	4.96	28	0	0	0	0	0	32.2	39	18	12	38	4	years, 62 days	
45	Willie Eyre	R	R	6-0	225	7-21-78	Fountain Valley, CA	FT. Myers, FL	Hiroshima (Japan)	2	0	5.79	16	0	0	0	0	1	18.2	24	15	12	7	12	None	
63	Danny Farquhar	R	R	5-11	180	2-17-87	Pembroke Pines, FL	Lafayette, LA	Salt Lake	5	1	3.06	38	0	0	0	0	2	82.1	72	31	28	33	80	None	
70	Yadel Marti	R	R	5-11	180	7-22-79	Havana, Cuba	Ft. Myers, FL	Oklahoma City	5	4	3.50	49	0	0	0	0	2	72.0	74	36	28	25	59	2 years, 124 days	
NO CATCHERS (2)		B	T	HT	WT	BORN	BIRTHPLACE	RESIDENCE	2010 CLUBS	AVG.	G	AB	R	H	2B	3B	HR	RBI	BB	SO	SB	CS	ML SERVICE			
19	Anthony Recker	R	R	6-2	242	8-29-83	Allentown, PA	Catasauqua, PA	Midland	.211	11	38	8	8	1	0	1	3	7	12	1	0	0	0	None	
61	Max Stassi	R	R	5-10	206	3-15-91	Woodland, CA	Yuba City, CA	Sacramento	.288	80	250	36	72	18	2	10	42	22	62	0	1	0	1	None	
NO INFELDERS (6)		B	T	HT	WT	BORN	BIRTHPLACE	RESIDENCE	2010 CLUBS	AVG.	G	AB	R	H	2B	3B	HR	RBI	BB	SO	SB	CS	ML SERVICE			
52	Grant Green	R	R	6-3	180	9-27-87	Fullerton, CA	Anaheim, CA	Kane County	.229	110	411	54	94	21	1	13	51	45	141	3	0	0	0	None	
73	Josh Horton	L	R	6-2	214	2-19-86	Durham, NC	Hillsborough, NC	Stockton	.318	131	548	107	74	39	6	20	87	38	117	9	5	0	0	None	
21	Andy LaRoche	R	R	6-1	195	9-13-83	Fort Scott, KS	Fort Scott, KS	Midland	.286	108	420	60	120	18	3	3	51	41	50	4	3	0	0	None	
67	Wes Timmons	R	R	6-0	185	7-12-79	Morgantown, WV	Jacksonville, FL	PITTSBURGH	.206	102	247	26	51	8	0	4	16	19	43	1	1	0	0	3 years, 26 days	
30	Steve Tolleson	R	R	5-11	190	11-1-83	Spartanburg, SC	Spartanburg, SC	Gwinnett	.332	114	386	67	113	23	1	6	43	60	33	19	8	0	0	None	
59	Jermie Weeks	S	R	5-9	161	1-26-87	Orlando, FL	Altamonte Springs, FL	Sacramento	.332	80	292	52	97	17	3	9	43	37	50	8	2	0	0	60 days	
NO OUTFIELDERS (3)		B	T	HT	WT	BORN	BIRTHPLACE	RESIDENCE	2010 CLUBS	AVG.	G	AB	R	H	2B	3B	HR	RBI	BB	SO	SB	CS	ML SERVICE			
25	Matt Carson	R	R	6-2	200	7-1-81	Newport Beach, CA	Temecula, CA	Midland	.267	67	273	43	73	14	7	3	33	28	37	11	6	0	0	None	
71	Michael Choice	R	R	6-0	215	11-10-89	Fort Worth, TX	Arlington, TX	OAKLAND	.303	64	244	53	74	18	2	13	36	24	58	13	4	0	0	111 days	
58	Jai Miller	R	R	6-3	203	1-17-85	Auburn, AL	Seima, AL	OAKLAND	.177	36	79	7	14	2	0	0	4	9	2	23	4	0	0	None	
		R	R	6-0	215	11-10-89	Fort Worth, TX	Arlington, TX	Arizona As	.000	3	7	1	0	0	0	0	0	0	2	2	0	0	0	0	None
		R	R	6-3	203	1-17-85	Auburn, AL	Seima, AL	Vancouver	.284	27	102	20	29	10	2	7	26	15	43	6	1	0	0	0	None
		R	R	6-3	203	1-17-85	Auburn, AL	Seima, AL	Sacramento	.118	10	34	2	4	0	0	0	0	0	3	19	3	0	0	0	48 days
		R	R	6-3	203	1-17-85	Auburn, AL	Seima, AL	Omaha	.267	84	311	45	83	24	2	18	56	35	113	2	3	0	0	0	None
		R	R	6-2	242	8-29-83	Allentown, PA	Catasauqua, PA	KANSAS CITY	.236	20	55	5	13	3	0	1	4	4	23	1	0	0	0	0	None



*Dallas Braden tossed the 19th Perfect Game in Major League History on Mother's Day, May 9, 2010.*



# 2010 REVIEW

---

## SEASON IN REVIEW

---

**2010 RECAP:** The A's finished the 2010 season with an 81-81 record, snapping a streak of three consecutive seasons with a losing record...it was the A's best mark since winning the American League West with a mark of 93-69 in 2006...we were exactly .500 a total of 22 times after the All-Star Break and 33 times for the season, which is an Athletics record...the previous high was 23 in 1947...also played .500 ball over the final 88 games of the 2009 season, giving the A's a 125-125 record since June 29, 2009...2010 marked the second time in Oakland history the A's ended the season exactly .500 (also 1987)...finished in second place in the AL West, nine games behind Texas...that is the A's best finish over the last four years as they finished fourth in 2009 and third in 2007 and 2008...have now finished second or better in the West in nine of the last 12 seasons...the only major league teams with more first or second place finishes over that span are the Yankees (11) and Red Sox (10)...spent 25 days alone in first in 2010, eight days tied for first, 74 days in second, 12 days tied for second, 59 days in third and one day in fourth...tied for fifth in the AL Wild Card, 14 games behind New York...spent 33 of the first 60 days of the season with at least a share of first place in the AL West...moved into first after the third game of the season and remained there every day through May 1, despite posting a 13-12 record...peaked at 9-4 on April 17 and had a season best 2½ game lead...spent most of May in second place, falling as far back as four games on May 21, before a four-game winning streak from May 26 to 29 moved the A's back into first with a 27-23 record...were 29-26 following the conclusion of play June 3 and were tied for first with Texas...that would be the A's last day in first place in 2010 as they went 5-14 over a 19-game stretch from June 4 to 24 while Texas went 16-3...that put the A's a season high 11 games out of first entering play June 25...Oakland then went 43-35 from June 25-Sept. 23 while the Rangers went 40-40...were never closer than seven games nor farther back than 10 games over that stretch...a win in the first game of a four-game series with Texas Sept. 23 gave the A's a 77-75 record and put them seven games behind the Rangers with 10 games remaining...then lost a season-high six consecutive games before finishing the season with a four-game winning streak...were officially eliminated from the West in game 154 after being eliminated from the Wild Card in game 147.

**PITCHING:** The A's compiled a 3.56 ERA, which was the lowest mark in the American League and fourth lowest in the majors...it was also the lowest ERA by an A's team since 1990 (3.18) and it was third best by an AL team over the last 18 years (Toronto, 3.49 in 2008 and Seattle, 3.54 in 2001)...also led the AL in shutouts (17) and opponents slugging percentage (.379) and ranked second in opponents batting average (.245) and opponents on-base percentage (.313)...the 17 shutouts were third best by an A's team in the designated hitter era and were the most since the 2002 club had 19...topped the majors with 27 pickoffs...allowed the fewest doubles (232) and extra base hits (402) in the AL and the second fewest triples (17)...the triples were the fewest in Oakland history...had the second fewest wild pitches (42) and hit batters (38) in the AL...had 1431.2 innings pitched, which were third fewest in Oakland history in a non-strike season and the fewest since 1984 (1430.0)...the A's now have a 3.97 ERA since 2000, which is the best mark by an AL team over that span and third lowest in the majors behind the Braves (3.90) and Dodgers (3.92).

**STARTING PITCHING:** A's starting pitchers were 64-58 with a Major League-leading 3.47 ERA...that was the lowest ERA by an American League team since Boston had a 3.32 ERA in 1990 and the lowest by an A's team since 1989 (3.34)...it was more than a run lower than 2009's mark of 4.76 and it marked the first time the A's led the majors in ERA since 1974 (2.98)...also had the lowest opponents slugging percentage in the majors in 2010 (.373)...led the AL in opponents batting average (.243), ranked second in opponents on-base percentage (.307) and issued the fourth fewest walks (327)...Trevor Cahill led the A's with 18 wins and Gio Gonzalez had 15, marking just the third time in Oakland history the A's had two players under the age of 25 win at least 15 games (Mark Mulder and Barry Zito did it in 2001 and 2002)...it is just the 17<sup>th</sup> time in the post-World War II ERA a Major League team has done it...Gonzalez (33), Cahill (30), Anderson (19) and Mazzaro (18) combined to start 100 of the A's 162 games, making the A's the first AL team since the 1977 Milwaukee Brewers to have four starting pitchers under the age of 25 make at least 18 starts each...A's starters also led the AL in fewest extra base hits (270), doubles (158) and wild pitches (20) and tied for the lead with three complete game shutouts.

**THE BULLPEN:** The A's bullpen compiled a 3.75 ERA, which ranked sixth in the American League... converted 38 of 51 (74.5%) save opportunities, which was third best in the AL...the 13 blown saves tied for the fewest in the AL, but the save opportunities were third fewest and the saves tied for fourth fewest...also ranked fourth in the AL in opponents batting average (.248), fifth in on-base percentage (.325) and eighth in slugging percentage (.394)...held first batters faced to a .214 batting average, which was the third lowest mark in the AL...it was the lowest average by an A's team since 1989 (.199)...allowed 27.1% of inherited runners to score, which was fourth lowest in the AL...compiled a 17-23 (.425) record, which was the second lowest winning percentage in the AL and fourth lowest in Oakland history... it was the lowest by an A's team since 1986 (15-29, .341).

**OFFENSE:** The A's ranked ninth in the American League with a .256 batting average and .324 on-base percentage but their .378 slugging percentage was second lowest as was their .241 average with runners in scoring position...the average with RISP was the lowest by an A's team since 1997 (.239)...had the fourth fewest runs scored in the AL with 663, marking just the second time in the last 28 years the A's scored fewer than 700 runs in a non-strike season (had 646 in 2008)...averaged 4.09 runs per game, which was the seventh lowest figure in Oakland history...had 30 triples, which were the most by an A's team since 1987 (33)...that ranked sixth in the AL, which was the highest finish by an A's team since 1981 (5<sup>th</sup>)...placed fourth in the AL with 43 sacrifice hits, which were the A's most in a season since 1998 (58)...had 527 walks for the second consecutive season, which is the A's fewest in a non-strike season since 1985 (508)...were walked just 16 times intentionally, matching the 2009 A's for second fewest by a Major League team since the intentional walk became an official statistic in 1955...the only team with fewer than 16 is the 1961 Kansas City A's (10)...had the second fewest extra base hits in the AL with 415, which was the fewest by an A's team in a non-strike season since 1992 (385)...led the AL in reaching base on an error (60).

**ON THE BASES:** The A's stole 156 bases, which ranked third in the American League and the majors...it was the ninth best single season total in Oakland history and the most since the 1989 club had 157...were caught stealing just 38 times for a success rate of 80.4%...that led the AL and ranked second in the majors (PHI, 83.7%)...it was the second best mark in Oakland history (80.7% in 2008)...led the majors with 32 steals of third base...Rajai Davis (50), Coco Crisp (32) and Cliff Pennington (29) combined for 111 of the A's 156 stolen bases...those are the most steals by three Oakland teammates since 1983 when Rickey Henderson (108), Mike Davis (32) and Bill Almon (26) combined for 166...had two players with 30 or more steals for the first time since 1995 (Henderson and Javier) and three with 20 or more for the first time since 1992 (Henderson, Wilson and Blankenship)...had 18 different players steal a base, matching the 1998 club for most in Oakland history...had a 57-30 record when stealing at least one base and were 24-51 in games when they did not steal a base.

**THE LONG BALL:** The A's hit 109 home runs, which was second fewest in the American League (Seattle, 101) and third fewest in the majors (Houston, 108)...it was the fourth lowest total in Oakland history in a non-strike season and the fewest since the 1979 club hit 108...Kevin Kouzmanoff led the A's with 16 home runs and that was the fewest by a team leader in Oakland history...the previous low was 17 by Mitchell Page in 1978 and Dwayne Murphy and Davey Lopes in 1983...the last time the A's team leader finished with 16 or fewer home runs was in 1967 in Kansas City when Rick Monday led the club with 14...the A's number three hitters combined for a major league low seven home runs, which were the fewest in Oakland history.

**DEFENSIVE DOINGS:** The A's ranked fifth in the American League with a .984 fielding percentage, which was the sixth best mark in Oakland history...had the fifth fewest errors in the AL (99) but the errors led to the fourth most unearned runs (60)...this marked the sixth time in the last seven years the A's committed fewer than 100 errors...had a 52-35 record when going errorless and a 29-46 mark when making one or more errors.

**HOME AND AWAY:** The A's compiled a 47-34 (.580) record in Oakland compared to 34-47 (.420) on the road...had their best home mark since 2006 but posted a losing record on the road for the fourth consecutive season...the pitching staff had a 3.02 ERA at home compared to 4.13 on the road...led the American League in ERA at home and ranked third on the road...had the lowest home ERA by an AL team since 1992 (Milwaukee, 2.74)...allowed just 62 home runs at home, which was the fewest in the AL, and 91 on the road, which tied for second most...hit .261 at home and .252 on the road...ranked

## Season in Review, continued

ninth in the AL in batting at home and eighth on the road...tripled 19 times at home to set a Coliseum record for triples in a season, breaking the previous mark of 18 in 1979...homered just 46 times at home, matching the 1979 club for second fewest in Oakland history (had 38 in 1968)...scored just 309 runs on the road for an average of 3.81 per game, which is fourth lowest in Oakland history and the lowest since the 1978 A's averaged 3.06 runs per game on the road...won 18 home series, lost six and split two compared to 10 road series wins and 16 losses.

**NIGHT AND DAY:** The A's posted a 35-21 (.625) record during day games compared to 46-60 (.434) at night...had the second best day winning percentage in the majors behind the White Sox (31-18, .633) but the fourth lowest mark at night in the American League...compiled a Major League-leading 3.03 ERA during the day and had a 3.84 ERA at night, which was third best in the AL...the A's day ERA was the lowest by an AL team since Minnesota in 1992 (2.89) and it ranked fifth lowest in Oakland history... hit .248 during the day and .260 at night.

**THE DISABLED LIST:** The A's used the disabled list 23 times, which was the second highest total in Oakland history to the record of 25 in 2008...the 23 players combined to miss an Oakland record 1397 games, an average of 60.7 per games per stint...the previous mark for games missed was 1259 in 2007... have now used the DL 87 times since the start of the 2007 season, which is second most in the majors over that span to Texas (98)...had at least five players on the DL all year and at least nine every day from July 1 through the end of the season...the season high was 11 from July 21-29, August 12-15 and August 20-21...have not had fewer than three players on the DL since the end of the 2006 season when they had one...three players missed the entire season (Devine, Meloan and Outman) and four players had two stints on the DL (Anderson, Crisp, Duchschere and Jackson).

### A'S DISABLED LIST, 2010

PLAYER	INJURY	DATES	GAMES MISSED	A's RECORD
Anderson	Left elbow inflam./forearm strain	April 25-May 28	30	15-15
Anderson	Left elbow inflammation	June 4-July 29	46	22-24
Bailey	Right intercostal strain	July 21-August 21	28	14-14
Braden	Left elbow stiffness	June 23-July 19	20	12-8
Buck	Strained right oblique	April 21-July 29	86	42-44
Cahill	Left scapula stress reaction	April 4-19	14	9-5
Chavez	Neck spasms	May 21-end of season	120	61-59
Crisp	Fractured left pinky	April 3-May 20	42	20-22
Crisp	Strained right intercostal	May 23-June 21	28	12-16
Devine	Right elbow surgery recovery	March 26-end of season	162	81-81
Duchschere	Left hip inflammation	April 30-May 14	13	6-7
Duchschere	Left hip inflammation	May 16-end of season	125	63-62
Ellis	Strained left hamstring	April 21-May 21	28	12-16
Jackson	Strained right hamstring	July 1-August 15	37	19-18
Jackson	Lower abdominal strain	August 20-end of season	42	21-21
Meloan	Right elbow surgery	March 29-end of season	162	81-81
Outman	Left elbow surgery recovery	March 26-end of season	162	81-81
Rosales	Stress fracture, right ankle	August 12-end of season	49	24-25
Sheets	Strained right elbow	July 20-end of season	69	35-34
Suzuki	Intercostal strain	April 24-May 15	19	7-12
Sweeney	Right patella tendinitis	July 12-end of season	73	38-35
Watson	Kidney stones	August 8-August 25	16	8-8
Wuertz	Right shoulder tendinitis	March 26-May 2	26	13-13

**PLAYERS USED:** The A's used 49 players in 2010, which was second most in the American League (Boston, 53) and tied for fourth most in the majors...those were the A's fewest players over the last four years but it tied for the fourth most players used in a season in Oakland history...have now used 129 different players over the last four years, ranging from Jack Cust (533 games) to Kevin Melillo, Eric Munson and Chad Reineke (one game each)...set an Oakland record by using 14 different left fielders, breaking the previous mark of 13 set in 1993 and 2007...used 16 outfielders total, which is second most in Oakland history to the record of 18 in 2007.

**CLOSE CALLS:** The A's went 4-7 (.364) in extra inning games, which was the third worst record in the American League...the 11 games tied with Toronto for the fewest in the AL...are now 7-17 (.292) in extra inning games over the last two seasons...were 23-20 (.535) in one-run games, which ranked fifth in the AL, but were 13-21 (.382) in two-run decisions, which was third worst...have finished with a winning record in one-run games in 11 of the last 12 seasons...were 19-21 in games decided in the seventh inning or later, including 11-14 in games decided in the last at-bat...ranked last in the majors in last at-bat wins for the second consecutive season...were last in the AL in comeback wins (24)...had six walk-off wins...overcame a deficit of three or more runs seven times and were 4-3 in those games...the biggest deficit overcome to win was four runs July 20 against Boston...blew a lead of three or more runs 10 times and were 2-8 in those games...the largest lead in a loss was four runs June 1 at Boston.

### A'S GAME-ENDING WINS

DATE	OPP	RESULT	NOTE
April 6	Seattle	2-1 (10)	Ellis single
April 7	Seattle	6-5	Suzuki double
April 17	Baltimore	4-3	Sweeney single
May 18	Seattle	6-5 (10)	Suzuki single
July 20	Boston	5-4 (10)	Kouzmanoff single
August 18	Toronto	5-4	Pennington single

**BEFORE AND AFTER THE BREAK:** The A's went into the All-Star Break with a 43-46 record, the second consecutive season they had a losing record at the break (were 37-49 in 2009)...it marked the first time the A's have gone into the break with a losing record in back-to-back seasons since 1996-99 when it happened in four consecutive seasons...then went 38-35 after the break, marking the first time the A's finished over .500 after the break since 2006 (48-26)...led the majors with 91 stolen bases after the break...those were the most post-break steals by an American League team since 1993 (Toronto, 93) and the most by an A's team since 1983 (126).

**MONTH BY MONTH:** The A's finished the month of April with a 12-12 record...it marked the third time in the last six years Oakland finished April with exactly a .500 record (12-12 in 2005 and 2006)...the bullpen had just three save opportunities, their fewest in any month of 12 or more games since April, 1981 when they had just one...went 16-12 (.571) in May, just the second time in the last six seasons the A's finished May with a winning record...posted a 10-17 (.370) record in June, which was the third worst record in the American League (Baltimore and Toronto, 9-17)...it was the A's worst record in June since going 7-22 (.241) in 1986...walked just 67 times, which were the A's fewest walks in a month of 12 or more games since they had 60 in July, 1987...went 14-10 (.583) in July after going 29-49 (.372) in the month over the previous three seasons...finished August with a 13-15 record, their third consecutive losing August...led the majors in ERA (2.83) and opponents batting (.221) in August but were last in the AL in batting (.231), home runs (15) and slugging (.342)...the slugging percentage was the A's lowest in a month of 20 or more games since June of 1982 (.322)...also went 13-15 in September...led the majors with 36 steals in September, which were the A's most in a month since May of 1992 (39) and their most in September since 1980 (41).

**IN THE PINCH:** A's pinch hitters batted .236 (21 for 89) with three home runs, 18 RBI and 14 walks...tied for second in the American League in home runs and RBI, tied for third in walks and ranked fourth in batting...the batting average was the best by an A's team since 1999 (.270) and the home runs equal the A's combined total over the previous five seasons...Oakland is now batting .199 (196 for 983) in the pinch since 2000, which is the second lowest mark in the AL over that span (Baltimore, .193)...however, have 160 RBI, which is third most.



## Season in Review, continued

**DESIGNATED HITTERS:** A's designated hitters batted .246 with 15 home runs and 74 RBI...ranked eighth in the American League in RBI, 10<sup>th</sup> in batting and had the second fewest home runs...led the AL with 172 strikeouts, which set an Oakland record for designated hitters, breaking the mark of 170 established in 2009...those are the most strikeouts by an AL team since Texas had 178 in 1988...also ranked third in the AL in walks (75), sixth in on-base percentage (.338) and 11<sup>th</sup> in slugging (.386).

**INTERLEAGUE PLAY:** The A's went 8-10 (.444) in interleague play, their second consecutive season with a losing record against the National League (went 5-13 in 2009)...it was just the fourth time in 14 seasons of interleague play the A's finished with a losing record...are now 70-74 (.486) against the NL since 2003 but are 136-112 (.548) all-time, which is tied for the sixth best record in the majors...ranked fourth in the majors in 2010 with a 3.34 ERA in interleague and were 11<sup>th</sup> with a .267 batting average...hit just eight home runs, which tied for second fewest in the majors and was second fewest in Oakland history (6 in 2006).

### BEST INTERLEAGUE WON-LOSS PERCENTAGE

	W	L	PCT.
New York (AL)	144	102	.585
Chicago (AL)	143	104	.579
Minnesota	140	106	.569
Boston	140	107	.567
Los Angeles (AL)	139	109	.560
<b>Oakland</b>	<b>136</b>	<b>112</b>	<b>.548</b>
Seattle	136	112	.548

**WINS AND LOSSES:** The A's had a 43-54 record against teams that were at or above .500 when the A's played them and were 38-27 against teams that were below .500...were 68-17 when scoring four or more runs in a game and 13-64 when scoring fewer than four...posted their best record against Baltimore (7-3) and have not had a losing season against the Orioles since 1998...had their worst mark against New York (1-9) and the .100 winning percentage equaled the Athletics worst ever against the Yankees (went 2-18 in 1919)...it was their worst against any American League team since going 1-11 against Los Angeles in 1997...had a 30-27 record against the AL West, marking the first time the A's finished with a winning record against divisional foes since 2006...compiled a 73-1 record when leading after eight innings, which was the second best mark in the AL (Tampa Bay, 81-1) and fourth best in Oakland history...had a 63-27 record when scoring first and were 18-54 when the opposition scored first...were 37-16 when the starting pitcher tossed seven or more innings and 44-65 in other games...combined for a 30-22 record on Saturday and Sunday and were 51-59 during the week...were 24-28 in the first game of a series and 29-23 in the last game.

**ATTENDANCE:** The A's drew 1,418,391 fans in 2010, which was second fewest in the Major Leagues ahead of Cleveland (1,394,812)...it was an increase of 9,608 over their total from 2009, ending a streak of six consecutive seasons with a decrease in attendance...averaged 17,511 per game and were one of four teams to average fewer than 20,000 (Cleveland, Florida, Pittsburgh)...had two sellouts, both against San Francisco...drew 2,407,313 on the road, which was fourth best in the American League.

### 2010 RELIEF PITCHER EFFECTIVENESS

	Runners Inherited	Runners Scored	First Hitters	Save Situations
Bailey	16	6	11 for 43 (2 bb, 2 sf)	25 for 28
Blevins	34	12	15 for 59 (4 bb)	1 for 2
Bonser	6	2	0 for 11 (1 bb, 1 sh)	0 for 0
Bowers	9	3	3 for 13 (1 hbp)	0 for 0
Breslow	33	7	9 for 69 (6 bb)	5 for 7
Gaudin	8	2	2 for 11 (1 bb)	0 for 0
James	2	2	3 for 4 (1 bb)	0 for 1
Kilby	5	0	0 for 5	0 for 0
Mazzaro	0	0	1 for 5 (1 bb)	0 for 0
Ramirez	1	0	0 for 4 (3 bb)	0 for 0
Rodríguez	7	3	7 for 23 (6 bb)	0 for 1
Ross	10	4	8 for 21 (3 bb)	1 for 2
Wolf	11	3	2 for 9 (2 bb)	0 for 0
Wuertz	26	3	9 for 42 (5 bb, 1 sh)	6 for 6
Ziegler	31	7	11 for 60 (3 bb, 1 hbp)	0 for 4



# FIELDING STATISTICS

PITCHER	PCT	G	GS	PO	A	E	TC	DP	TP
Anderson,B	.972	19	19	4	31	1	36	1	0
Bailey,A	1.000	47	0	4	5	0	9	0	0
Blevins,J	.778	63	0	2	5	2	9	0	0
Bonser,B	1.000	13	0	3	5	0	8	0	0
(Total)	1.000	15	0	3	6	0	9	0	0
+Bowers,C	1.000	14	0	1	0	0	1	0	0
Braden,D	.957	30	30	12	32	2	46	4	0
Breslow,C	.800	75	0	2	2	1	5	0	0
Cahill,T	.984	30	30	6	54	1	61	2	0
+Cramer,B	1.000	4	4	0	4	0	4	0	0
Duchscherer,J	1.000	5	5	0	4	0	4	1	0
Gaudin,C	1.000	12	0	1	4	0	5	0	0
Gonzalez,G	.976	33	33	7	33	1	41	0	0
+James,J	.000	5	0	0	0	0	0	0	0
+Kilby,B	.000	5	0	0	0	0	0	0	0
Mazzaro,V	.889	24	18	5	11	2	18	3	0
+Mortensen,C	1.000	1	1	0	1	0	1	0	0
Ramirez,E	.500	7	0	0	1	1	2	0	0
+Rodriguez,H	1.000	29	0	2	1	0	3	0	0
+Ross,T	1.000	26	2	2	8	0	10	0	0
Sheets,B	.842	20	20	5	11	3	19	1	0
+Wolf,R	1.000	11	0	0	4	0	4	0	0
Wuertz,M	1.000	48	0	4	5	0	9	0	0
Ziegler,B	.938	64	0	2	13	1	16	2	0

CATCHER	PCT	G	GS	PO	A	E	TC	DP	TP	PB
+Donaldson,J	.979	7	5	44	3	1	48	0	0	1
Fox,J	.975	8	7	37	2	1	40	0	0	0
Powell,L	.972	38	29	198	8	6	212	1	0	0
Suzuki,K	.991	123	121	825	35	8	868	5	0	7

FIRST BASE	PCT	G	GS	PO	A	E	TC	DP	TP
Barton,D	.993	157	155	1404	78	10	1492	121	0
Chavez,E	1.000	1	0	7	0	0	7	0	0
+Donaldson,J	.667	2	1	2	0	1	3	1	0
Larish,J	1.000	10	3	41	5	0	46	8	0
(Total)	1.000	11	4	46	5	0	51	8	0
Powell,L	1.000	1	0	4	0	0	4	1	0
Rosales,A	1.000	7	3	34	1	0	35	4	0

SECOND BASE	PCT	G	GS	PO	A	E	TC	DP	TP
Ellis,M	.995	116	113	218	328	3	549	77	0
Patterson,E	1.000	5	1	6	4	0	10	0	0
Rosales,A	1.000	47	45	72	126	0	198	30	0
+Sogard,E	1.000	3	1	4	5	0	9	4	0
+Tolleson,S	.900	4	2	5	4	1	10	2	0

THIRD BASE	PCT	G	GS	PO	A	E	TC	DP	TP
Fox,J	1.000	3	0	0	1	0	1	0	0
Iwamura,A	.957	10	9	11	11	1	23	1	0
Kouzmanoff,K	.968	142	140	90	278	12	380	29	0
Larish,J	.800	5	3	3	5	2	10	0	0
Rosales,A	1.000	5	5	4	12	0	16	1	0
+Tolleson,S	1.000	6	5	3	7	0	10	0	0

SHORTSTOP	PCT	G	GS	PO	A	E	TC	DP	TP
Pennington,C	.966	156	147	218	496	25	739	100	0
Rosales,A	.943	14	10	7	26	2	35	3	0
+Tolleson,S	1.000	11	5	9	9	0	18	4	0

OUTFIELD	PCT	G	GS	PO	A	E	TC	DP	TP
Buck,T	1.000	13	13	16	0	0	16	0	0
+Carson,M	1.000	33	21	45	2	0	47	0	0
+Carter,C	.926	22	22	25	0	2	27	0	0
Crisp,C	.989	73	73	182	2	2	186	0	0
Cust,J	.970	16	14	29	3	1	33	0	0
Davis,R	.987	140	133	294	5	4	303	2	0
Fox,J	1.000	9	6	12	1	0	13	0	0
Gross,G	.992	95	52	112	6	1	119	0	0
Hermida,J	1.000	21	16	31	1	0	32	0	0
(Total)	.968	70	59	117	4	4	125	0	0
Jackson,C	1.000	16	15	24	1	0	25	0	0
Larish,J	1.000	7	7	3	0	0	3	0	0
Patterson,E	.982	30	24	54	1	1	56	0	0
Rosales,A	1.000	5	3	4	0	0	4	0	0
Sweeney,R	1.000	81	77	149	4	0	153	1	0
+Tolleson,S	1.000	1	0	1	0	0	1	0	0
+Watson,M	1.000	12	10	6	0	0	6	0	0

## DAY-BY-DAY RESULTS

DATE	G	OPP	W-L	SCORE	REC	POS	GA/GB	LEADER AND LEAD	WINNER	LOSER	SAVE	ATT.	CUM. ATT.
4/5	1	SEA	L	3-5	0-1	4	-1	LAA/SEA/TEX --	League	Ziegler	Aardsma	30,686	30,686
4/6	2	SEA	W	2-1 (10)	1-1	t2	-½	TEX ½	Ramirez	Texeira		10,090	40,776
4/7	3	SEA	W	6-5	2-1	1	+½	OAK ½	Blevins	Lowe		18,194	58,970
4/8	4	SEA	W	6-2	3-1	1	+1½	OAK 1½	Anderson	Fister		12,464	71,434
<b>(4 dates)</b>													
4/9	5	at LAA	W	10-4	4-1	1	+1½	OAK 1½	Gonzalez	Palmer		40,034	40,034
4/10	6	at LAA	L	3-4	4-2	1	+1½	OAK 1½	Rodney	Breslow		40,249	80,283
4/11	7	at LAA	W	9-4	5-2	1	+1½	OAK 1½	Braden	Saunders	Ross	40,601	120,884
4/12	8	at SEA	W	4-0	6-2	1	+1½	OAK 1½	Duchscherer	Rowland-Smith		45,876*	166,760
4/13	9	at SEA	L	0-3	6-3	1	+1	OAK 1	Fister	Ziegler	Aardsma	18,048	184,808
4/14	10	at SEA	L	2-4	6-4	t1	--	OAK/TEX --	Vargas	Gaudin	Aardsma	16,019	200,827
<b>(6 dates)</b>													
4/15	11	BAL	W	6-2	7-4	1	+1	OAK 1	Sheets	Hernandez		17,382	88,816
4/16	12	BAL	W	4-2	8-4	1	+2	OAK 2	Braden	Millwood	Bailey	12,225	101,041
4/17	13	BAL	W	4-3	9-4	1	+2½	OAK 2½	Blevins	Johnson		15,072	116,113
4/18	14	BAL	L	3-8	9-5	1	+2½	OAK 2½	Matusz	Anderson	Johnson	14,451	130,564
4/19		OFF DAY				1	+2	OAK 2					
4/20	15	NYN	L	3-7	9-6	1	+1	OAK 1	Vazquez	Gonzalez		19,849	150,413
4/21	16	NYN	L	1-3	9-7	t1	--	OAK/SEA --	Hughes	Sheets	Rivera	30,211	180,624
4/22	17	NYN	W	4-2	10-7	1	+½	OAK ½	Braden	SABATHIA	Bailey	21,986	202,610
4/23	18	CLE	W	10-0	11-7	1	+1½	OAK 1½	Duchscherer	Westbrook		11,547	214,157
4/24	19	CLE	L	1-6	11-8	1	+1½	OAK 1½	Carmona	Gaudin		15,873	230,030
4/25	20	CLE	W	11-0	12-8	1	+2	OAK 2	Gonzalez	Masterson		16,946	246,976
<b>(14 dates)</b>													
4/26		OFF DAY				1	+1½	OAK 1½					
4/27	21	at TB	L	6-8	12-9	1	+1½	OAK 1½	Davis	Sheets	Soriano	10,825	211,652
4/28	22	at TB	L	3-10	12-10	1	+½	OAK ½	Shields	Braden		10,691	222,343
4/29	23	at TOR	L	3-6	12-11	t1	--	OAK/LAA --	Romero	Duchscherer	Gregg	10,721	233,064
4/30	24	at TOR	L	2-10	12-12	t1	--	OAK/LAA --	Morrow	Cahill		12,722	245,786
5/1	25	at TOR	W	4-3	13-12	1	+½	OAK ½	Gonzalez	Eveland	Bailey	13,951	259,737
5/2	26	at TOR	L	3-9	13-13	2	-½	TEX ½	Marcum	Sheets		14,725	274,462
<b>(12 dates)</b>													
5/3	27	TEX	L	2-4	13-14	2	-1½	TEX 1½	Harden	Braden	Felix	8,874	255,850
5/4	28	TEX	W	7-6	14-14	2	-½	TEX ½	Ziegler	Feldman	Bailey	10,135	265,985
5/5	29	TEX	W	4-1	15-14	1	+½	OAK ½	Cahill	Lewis	Bailey	15,403	281,388
5/6		OFF DAY				t1	--	OAK/TEX --					
5/7	30	TB	L	1-4	15-15	2	-1	TEX 1	Price	Gonzalez	Soriano	19,193	300,581
5/8	31	TB	W	4-2	16-15	2	-1	TEX 1	Sheets	Davis	Bailey	15,493	316,074
5/9	32	TB	W	4-0	17-15	2	-1	TEX 1	BRADEN	Shields		12,228	328,302
<b>(20 dates)</b>													

Season in Review, continued

DATE	G	OPP	W-L	SCORE	REC	POS	GA/ GB	LEADER AND LEAD	WINNER	LOSER	SAVE	ATT.	CUM. ATT.	
5/10		OFF DAY				2	-1	TEX	1					
5/11	33	at TEX	W	7-6 (13)	18-15	t1	--	OAK/TEX --	Ross	Nippert		15,474	289,936	
5/12	34	at TEX	L	1-10	18-16	2	-1	TEX	1	Holland	Gonzalez	26,625	316,531	
5/13	35	at TEX	L	1-2 (12)	18-17	2	-2	TEX	2	Nippert	Bailey	27,507	344,068	
5/14	36	at LAA	L	0-4	18-18	2	-2	TEX	2	SAUNDERS	BRADEN	41,290	385,358	
5/15	37	at LAA	L	3-12	18-19	2	-2	TEX	2	Santana	Ross	41,744	427,102	
5/16	38	at LAA	L	0-4	18-20	2	-2	TEX	2	PINEIRO	Cahill	41,569	468,671	
<b>(18 dates)</b>														
5/17	39	SEA	W	8-4	19-20	2	-2	TEX	2	Gonzalez	Rowland-Smith	10,051	338,353	
5/18	40	SEA	W	6-5 (10)	20-20	2	-2	TEX	2	Breslow	League	10,512	348,865	
5/19	41	DET	L	1-5	20-21	2	-3	TEX	3	VERLANDER	Braden	19,284	368,149	
5/20	42	DET	L	2-5	20-22	2	-4	TEX	4	Bonderman	Ross	Valverde	24,146	392,295
5/21	43	SF	W	6-1	21-22	2	-4	TEX	4	Cahill	Zito	33,369	425,664	
5/22	44	SF	W	1-0	22-22	2	-3	TEX	3	Gonzalez	CAIN	Bailey	35,067*	460,731
5/23	45	SF	W	3-0	23-22	2	-2	TEX	2	Wuertz	Sanchez	Bailey	35,067*	495,798
<b>(27 dates)</b>														
5/24		OFF DAY				2	-2	TEX	2					
5/25	46	at BAL	L	1-5	23-23	2	-3	TEX	3	Guthrie	Ross	14,686	483,357	
5/26	47	at BAL	W	6-1	24-23	2	-2	TEX	2	Cahill	Matusz	19,153	502,510	
5/27	48	at BAL	W	7-5	25-23	2	-1½	TEX	1½	Wuertz	Hendrickson	Bailey	26,279	528,789
5/28	49	at DET	W	5-4	26-23	2	-½	TEX	½	Ziegler	Perry	Bailey	40,210	568,999
5/29	50	at DET	W	6-0	27-23	1	+½	OAK	½	Anderson	Porcello		39,750	608,749
5/30	51	at DET	L	2-10	27-24	1	+½	OAK	½	Scherzer	Braden	Zumaya	32,510	641,259
5/31	52	at DET	W	4-1	28-24	1	+1	OAK	1	Cahill	Verlander	Bailey	23,641	664,900
6/1	53	at BOS	L	4-9	28-25	t1	--	OAK/TEX --	Lackey	Ross		37,337*	702,237	
6/2	54	at BOS	L	4-6	28-26	2	-1	TEX	1	Matsuzaka	Sheets	Papelbon	37,783*	740,020
6/3	55	at BOS	W	9-8	29-26	t1	--	OAK/TEX --	Mazzaro	Wakefield	Bailey	37,386*	777,406	
<b>(28 dates)</b>														
6/4	56	MIN	L	4-5 (11)	29-27	2	-1	TEX	1	Guerrier	Bailey	Rauch	21,703	517,501
6/5	57	MIN	L	3-4	29-28	3	-2	TEX	1½	Burnett	Ziegler	Rauch	16,421	533,922
6/6	58	MIN	W	5-4	30-28	3	-1	TEX	½	Gonzalez	Blackburn	Wuertz	20,059	553,981
6/7	59	LAA	L	2-4	30-29	3	-1½	LAA	½	Kazmir	Sheets	Fuentes	10,071	564,052
6/8	60	LAA	W	10-1	31-29	3	-1	TEX	½	Mazzaro	Weaver		11,860	575,912
6/9	61	LAA	L	1-7	31-30	3	-2	TEX	½	SAUNDERS	Braden		18,285	594,197
6/10	62	LAA	W	6-1	32-30	3	-2	TEX	1½	Cahill	Santana		12,328	606,525
<b>(34 dates)</b>														
6/11	63	at SF	L	2-6	32-31	3	-2	TEX	½	Lincecum	Gonzalez	Wilson	41,817*	819,223
6/12	64	at SF	L	4-5	32-32	3	-3	TEX	½	Zito	Sheets	Wilson	36,861	856,084
6/13	65	at SF	L	2-6	32-33	3	-4	TEX	½	Cain	Mazzaro	Casilla	39,187	895,271
6/14		OFF DAY				3	-4	TEX	1					
6/15	66	at CHI	W	9-5	33-33	3	-4	TEX	2	Cahill	Zambrano		34,390	929,661
6/16	67	at CHI	L	2-6	33-34	3	-5	TEX	2	Dempster	Gonzalez		36,244	965,905
6/17	68	at CHI	L	2-3	33-35	3	-6	TEX	2½	Marmol	Blevins		36,942	1,002,847
6/18	69	at STL	L	4-6	33-36	3	-7	TEX	2½	Carpenter	Ziegler	Franklin	40,083	1,042,930
6/19	70	at STL	L	3-4	33-37	3	-8	TEX	2½	Wainwright	Sheets	Motte	43,682*	1,086,612
6/20	71	at STL	W	3-2	34-37	3	-8	TEX	3½	Breslow	Hawksworth	Bailey	42,271*	1,128,883
<b>(37 dates)</b>														
6/21	72	CIN	L	4-6 (10)	34-38	3	-8½	TEX	3½	Cordero	Wuertz	Smith	11,088	617,613
6/22	73	CIN	L	2-4	34-39	3	-9½	TEX	3½	Arroyo	Braden	Cordero	12,136	629,749
6/23	74	CIN	L	0-3	34-40	3	-10½	TEX	3½	Cueto	Mazzaro	Cordero	20,824	650,573
6/24		OFF DAY				3	-11	TEX	4½					
6/25	75	PIT	W	14-4	35-40	3	-10	TEX	4½	Sheets	Lincoln		11,154	661,727
6/26	76	PIT	W	5-0	36-40	3	-10	TEX	4½	Cahill	McCutchen		25,068	686,795
6/27	77	PIT	W	3-2	37-40	3	-10	TEX	4½	Breslow	Meek	Bailey	15,238	702,033
<b>(40 dates)</b>														
6/28		OFF DAY				3	-10	TEX	4½					
6/29	78	at BAL	W	4-2	38-40	3	-9	TEX	3½	Mazzaro	Matusz	Bailey	11,987	1,140,870
6/30	79	at BAL	L	6-9	38-41	3	-10	TEX	4½	Albers	Bowers	Simon	21,392	1,162,262
7/1	80	at BAL	W	8-1	39-41	3	-9	TEX	3½	Cahill	Arrieta		15,712	1,177,974
7/2	81	at CLE	W	3-0	40-41	3	-8	TEX	3½	Gonzalez	Talbot	Bailey	18,629	1,196,603
7/3	82	at CLE	L	4-5 (10)	40-42	3	-9	TEX	4½	Sipp	Breslow		25,483	1,222,086
7/4	83	at CLE	W	3-1	41-42	3	-8	TEX	3½	Mazzaro	Carmona	Bailey	13,940	1,236,026
<b>(43 dates)</b>														

DATE	G	OPP	W-L	SCORE	REC	POS	GA/		LEADER		WINNER	LOSER	SAVE	ATT.	CUM. ATT.
							GB	AND LEAD							
7/5	84	NY Y	L	1-3	41-43	3	-8	TEX	3½	Vazquez	Sheets	Rivera		27,405	729,438
7/6	85	NY Y	L	1-6	41-44	3	-9	TEX	4½	Sabathia	Cahill			20,473	749,911
7/7	86	NY Y	L	2-6	41-45	3	-10	TEX	5½	Burnett	Gonzalez			31,518	781,429
7/8		OFF DAY				3	-9½	TEX	5½						
7/9	87	LAA	L	5-6 (10)	41-46	3	-9½	TEX	4½	Jepsen	Bailey	Fuentes		13,156	794,585
7/10	88	LAA	W	15-1	42-46	3	-8½	TEX	4½	Sheets	Kazmir			30,035	824,620
7/11	89	LAA	W	5-2	43-46	3	-7½	TEX	4½	Cahill	Weaver	Bailey		15,164	839,784
7/12-14		ALL-STAR BREAK			43-46	3	-7½	TEX	4½						(46 dates)
7/15		OFF DAY				3	-8	TEX	4½						
7/16	90	at KC	W	5-1	44-46	3	-8	TEX	4½	Gonzalez	Greinke			37,312*	1,273,338
7/17	91	at KC	W	6-5	45-46	3	-7	TEX	3½	Breslow	Soria	Bailey		26,634	1,299,972
7/18	92	at KC	W	9-6	46-46	3	-7	TEX	4½	Mazzaro	Bannister	Bailey		18,702	1,318,674
7/19	93	BOS	L	1-2	46-47	3	-8	TEX	5	Matsuzaka	Sheets	Papelbon		19,341	859,125
7/20	94	BOS	W	5-4 (10)	47-47	3	-8	TEX	5	Bailey	Ramirez			20,271	879,396
7/21	95	BOS	W	6-4	48-47	3	-7	TEX	5	Gonzalez	Buchholz	Wuertz		30,456	909,852
7/22		OFF DAY				3	-7½	TEX	6						
7/23	96	CWS	L	1-5	48-48	3	-8½	TEX	7	BUEHRLE	Cahill			15,103	924,955
7/24	97	CWS	W	10-2	49-48	3	-7½	TEX	6	Mazzaro	Garcia			17,439	942,394
7/25	98	CWS	W	6-4	50-48	3	-7½	TEX	7	Braden	Hudson	Wuertz		17,148	959,542
7/26		OFF DAY				t2	-7½	TEX	7½						(52 dates)
7/27	99	at TEX	L	1-3 (10)	50-49	t2	-8½	TEX	8½	Feliz	Wuertz			28,124	1,346,798
7/28	100	at TEX	W	3-1	51-49	2	-7½	TEX	7½	Cahill	Lewis	Breslow		38,269	1,385,067
7/29	101	at TEX	L	4-7	51-50	2	-8½	TEX	8½	Wilson	Mazzaro			28,793	1,413,860
7/30	102	at CWS	L	1-6	51-51	3	-8½	TEX	8	Harrell	Anderson			29,431	1,443,291
7/31	103	at CWS	W	6-2	52-51	2	-8½	TEX	8½	BRADEN	Danks			35,852	1,479,143
8/1	104	at CWS	L	1-4	52-52	3	-8½	TEX	8	Floyd	GONZALEZ	Jenks		32,118	1,511,261
8/2	105	KC	W	6-0	53-52	t2	-8	TEX	8	CAHILL	Bannister			10,047	969,589
8/3	106	KC	L	2-3	53-53	t2	-8	TEX	8	Chavez	Breslow	Soria		10,670	980,259
8/4	107	KC	W	4-3	54-53	2	-8	TEX	8	Anderson	O'Sullivan	Wuertz		22,325	1,002,584
8/5		OFF DAY				2	-8½	TEX	8½						
8/6	108	TEX	L	1-5	54-54	2	-9½	TEX	9½	Lee	Braden			26,388	1,028,972
8/7	109	TEX	W	6-2	55-54	2	-8½	TEX	8½	Gonzalez	Harden			16,104	1,045,076
8/8	110	TEX	W	3-2	56-54	2	-7½	TEX	7½	Cahill	Oliver	Wuertz		18,050	1,063,126
8/9	111	at SEA	L	1-3	56-55	2	-8	TEX	8	Fister	Mazzaro	Aardsma		19,943	1,531,204
8/10	112	at SEA	L	0-2	56-56	3	-9	TEX	8½	Hernandez	Anderson	Aardsma		21,381	1,552,585
8/11	113	at SEA	W	5-1	57-56	3	-8	TEX	7½	BRADEN	French			31,558	1,584,143
8/12		OFF DAY				3	-8	TEX	7½						
8/13	114	at MIN	L	3-4	57-57	3	-9	TEX	8½	Pavano	Gonzalez	Capps		40,622*	1,624,765
8/14	115	at MIN	L	0-2	57-58	3	-9	TEX	7½	DUENSING	Cahill			40,830*	1,665,595
8/15	116	at MIN	L	2-4	57-59	3	-10	TEX	8½	Slowey	Mazzaro	Capps		40,602*	1,706,197
8/16	117	TOR	L	1-3	57-60	3	-10	TEX	8	MARCUM	Anderson			10,136	1,073,262
8/17	118	TOR	W	6-2	58-60	3	-9	TEX	8	Braden	Tallet	Wuertz		13,237	1,086,499
8/18	119	TOR	W	5-4	59-60	t2	-8	TEX	8	Ziegler	Janssen			18,046	1,104,545
8/19	120	TB	W	4-3	60-60	t2	-7	TEX	7	Cahill	Wheeler	Blevins		10,118	1,114,663
8/20	121	TB	W	5-4	61-60	2	-7	TEX	7	Rodriguez	Benoit	Breslow		13,207	1,127,870
8/21	122	TB	L	4-5	61-61	t2	-7	TEX	7	Choate	Breslow	Soriano		16,202	1,144,072
8/22	123	TB	L	2-3	61-62	t2	-8	TEX	8	Garza	Braden	Soriano		18,749	1,162,821
															(65 dates)

## Season in Review, continued

DATE	G	OPP	W-L	SCORE	REC	POS	GA/ GB	LEADER AND LEAD	WINNER	LOSER	SAVE	ATT.	CUM. ATT.
8/23		OFF DAY			2	-8½	TEX	8½					
8/24	124	at CLE	W	5-0	62-62	2	-8½	TEX	8½	Gonzalez	Carmona	11,751	1,717,948
8/25	125	at CLE	W	6-1	63-62	2	-8½	TEX	8½	Cahill	Talbot	10,514	1,728,462
8/26	126	at CLE	L	2-3	63-63	2	-8½	TEX	8½	Masterson	Mazzaro	11,826	1,740,288
8/27	127	at TEX	L	3-7	63-64	2	-9½	TEX	9½	Hunter	Anderson	34,962	1,775,250
8/28	128	at TEX	W	5-0	64-64	2	-8½	TEX	8½	BRADEN	Harden	47,411*	1,822,661
8/29	129	at TEX	W	8-2	65-64	2	-7½	TEX	7½	Gonzalez	Lewis	37,188	1,859,849
8/30	130	at NYY	L	5-11	65-65	2	-8½	TEX	8½	Vazquez	Cahill	46,356	1,906,205
8/31	131	at NYY	L	3-9	65-66	2	-8½	TEX	8½	Hughes	Mazzaro	44,575	1,950,780
9/1	132	at NYY	L	3-4	65-67	2	-9½	TEX	9½	Burnett	Anderson	45,222	1,996,002
9/2	133	at NYY	L	0-5	65-68	2	-10	TEX	10	Sabathia	Braden	44,644	2,040,646
<b>(68 dates)</b>													
9/3	134	LAA	W	8-0	66-68	2	-9	TEX	9	Gonzalez	Kazmir	23,401	1,186,222
9/4	135	LAA	W	3-1	67-68	2	-8	TEX	8	Cahill	Weaver	14,227	1,200,449
9/5	136	LAA	L	4-7	67-69	2	-8	TEX	8	Santana	Mazzaro	16,413	1,216,862
9/6	137	SEA	W	6-2	68-69	2	-7	TEX	7	Anderson	Vargas	11,581	1,228,443
9/7	138	SEA	L	5-7	68-70	2	-7	TEX	7	Fister	Braden	10,067	1,238,510
9/8	139	SEA	W	4-3	69-70	2	-7	TEX	7	Gonzalez	French	15,180	1,253,690
9/9		OFF DAY			2	-7½	TEX	7½					
9/10	140	BOS	W	5-0	70-70	2	-7½	TEX	7½	Cahill	Buchholz	19,139	1,272,829
9/11	141	BOS	W	4-3	71-70	2	-7½	TEX	7½	Anderson	Lackey	22,932	1,295,761
9/12	142	BOS	L	3-5	71-71	2	-8½	TEX	8½	Beckett	Braden	19,806	1,315,567
<b>(74 dates)</b>													
9/13	143	at KC	W	3-1	72-71	2	-8	TEX	8	Cramer	Hochevar	20,695	2,061,341
9/14	144	at KC	L	3-11	72-72	2	-9	TEX	9	Greinke	Gonzalez	12,852	2,074,193
9/15	145	at KC	L	3-6	72-73	2	-10	TEX	10	Chen	Cahill	11,087	2,085,280
9/16		OFF DAY			2	-10	TEX	10					
9/17	146	at MIN	W	3-1	73-73	2	-9	TEX	9	Anderson	Blackburn	40,681*	2,125,961
9/18	147	at MIN	L	2-4	73-74	2	-10	TEX	10	Slowey	Braden	40,847*	2,166,808
9/19	148	at MIN	W	6-2	74-74	2	-9	TEX	9	Cramer	Liriano	40,088*	2,206,896
<b>(74 dates)</b>													
9/20	149	CWS	W	3-0	75-74	2	-8	TEX	8	Bonser	Linebrink	10,090	1,325,657
9/21	150	CWS	W	7-2	76-74	2	-7	TEX	7	Cahill	Buehrle	11,158	1,336,815
9/22	151	CWS	L	3-4	76-75	2	-8	TEX	8	Thornton	Ziegler	16,056	1,352,871
9/23	152	TEX	W	5-0	77-75	2	-7	TEX	7	Braden	Lee	10,815	1,363,686
9/24	153	TEX	L	3-10	77-76	2	-8	TEX	8	Hunter	Cramer	13,539	1,377,225
9/25	154	TEX	L	3-4	77-77	2	-9	TEX	9	O'Day	Wuertz	20,136	1,397,361
9/26	155	TEX	L	9-16	77-78	2	-10	TEX	10	Lewis	Cahill	21,030	1,418,391
<b>(81 dates)</b>													
9/27	156	at LAA	L	5-6	77-79	2	-10	TEX	10	Kohn	Ziegler	40,414	2,247,310
9/28	157	at LAA	L	2-4	77-80	t2	-10	TEX	10	Haren	Braden	43,163	2,290,473
9/29	158	at LAA	L	1-2 (11)	77-81	3	-11	TEX	10	Casseevah	Ziegler	39,199	2,329,672
9/30	159	at SEA	W	8-1	78-81	t2	-11	TEX	11	Gonzalez	Fister	16,969	2,346,641
10/1	160	at SEA	W	9-0	79-81	t2	-10	TEX	10	Cahill	French	19,670	2,366,311
10/2	161	at SEA	W	5-3	80-81	2	-10	TEX	10	Anderson	Pauley	17,724	2,384,035
10/3	162	at SEA	W	4-3	81-81	2	-9	TEX	9	Braden	Varvaro	23,278	2,407,313
<b>(81 dates)</b>													

## HOW THE A'S WERE BUILT

**Free Agent Draft (8):** RHP Andrew Bailey (2006; 6th), LHP Dallas Braden (2004; 24th), RHP Trevor Cahill (2006; 2nd), IF Sean Doolittle (2007; Comp.), IF Cliff Pennington (2005; 1st), C Landon Powell (2004; 1st), RHP Tyson Ross (2008; 2nd), C Kurt Suzuki (2004; 2nd).

**Signed as Non-Drafted Free Agent (1):** LHP Pedro Figueroa.

**Signed as Free Agent (8):** RHP Grant Balfour, LHP Bobby Cramer, OF Coco Crisp, LHP Brian Fuentes, RHP Rich Harden, OF/DH Hideki Matsui, RHP Brandon McCarthy, RHP Brad Ziegler.

**Acquired Via Trade (22):** LHP Brett Anderson, IF Daric Barton, LHP Jerry Blevins, IF Adrian Cardenas, IF Chris Carter, OF David DeJesus, RHP Fautino De Los Santos, RHP Joey Devine, C Josh Donaldson, IF Mark Ellis, LHP Gio Gonzalez, OF Conor Jackson, IF Kevin Kouzmanoff, RHP Trystan Magnuson, RHP Guillermo Moscoso, LHP Josh Outman, IF Adam Rosales, IF Eric Sogard, OF Ryan Sweeney, OF Michael Taylor, OF Josh Willingham, RHP Michael Wuertz.

**Claimed on Waivers (1):** LHP Craig Breslow.

# WILD CARD DAY-BY-DAY

DATE	POS	GB	LEADER	LEAD	DATE	POS	GB	LEADER	LEAD	DATE	POS	GB	LEADER	LEAD
7/12-14	7	-11½	TB	3	8/11	6	-11½	TB	3½	9/8	6	-15	TB	6½
7/15	7	-11½	TB	3½	8/12	6	-11½	TB	4	9/9	6	-15	TB	7½
7/16	7	-10½	TB	3½	8/13	6	-11½	TB	4	9/10	15	-15	TB	8½
7/17	7	-10½	TB	3½	8/14	6	-12½	TB	4	9/11	5	-15	TB	7½
7/18	7	-9½	TB	3½	8/15	6	-13½	TB	5	9/12	15	-15	TB	7
7/19	7	-10½	TB	3½	8/16	7	-14½	TBorNYY	5½	9/13	5	-14½	NYY	6½
7/20	7	-9½	TB	3½	8/17	6	-14½	TBorNYY	5½	9/14	5	-15	TB	6
7/21	16	-9½	TB	4½	8/18	15	-14½	TBorNYY	5½	9/15	5	-15½	NYY	6
7/22	6	-9½	TB	4	8/19	15	-13½	TB	5½	9/16	5	-15½	NYY	6
7/23	16	-9½	TB	3	8/20	5	-12½	TB	5½	9/17	5	-15	TB	6½
7/24	16	-9½	TB	4	8/21	15	-13½	TB	5½	9/18	6	-16	TB	7½
7/25	6	-9½	TB	5	8/22	15	-14½	TB	5½	9/19	6	-15	TB	6½
7/26	15	-10	TB	5	8/23	15	-15	TBorNYY	5½	9/20	15	-14	TB	6½
7/27	16	-11	TB	5	8/24	15	-15	TBorNYY	6	9/21	14	-13	TB	6½
7/28	15	-11	TB	5	8/25	5	-14	TBorNYY	5½	9/22	15	-14	TB	6½
7/29	15	-12	TB	5½	8/26	15	-14½	TBorNYY	5½	9/23	14	-14	TB	7
7/30	7	-13	TB	6½	8/27	15	-14½	TBorNYY	4½	9/24	6	-14½	NYY	6½
7/31	15	-12	TB	5½	8/28	5	-14½	TBorNYY	5½	9/25	6	-14½	NYY	5½
8/1	16	-13	TB	5½	8/29	5	-14½	TBorNYY	6½	9/26	6	-15½	NYY	6½
8/2	15	-13	TBorNYY	6½	8/30	5	-15½	TBorNYY	7	9/27	6	-15½	NYY	5½
8/3	15	-13	NYY	5½	8/31	5	-15½	TB	7	9/28	16	-16½	NYY	6½
8/4	5	-13	TBorNYY	6½	9/1	5	-16½	TB	7	9/29	7	-16½	NYY	6½
8/5	5	-12½	TB	5½	9/2	6	-17	TB	6½	9/30	16	-16	NYorTB	7
8/6	5	-12½	TB	4½	9/3	6	-17	TB	7	10/1	16	-15	TB	6½
8/7	5	-11½	TB	4½	9/4	6	-16	TB	7½	10/2	15	-15	NYorTB	7
8/8	5	-10½	TB	4½	9/5	6	-16	TB	7	10/3	15	-14	NYY	6
8/9	5	-11½	TB	4½	9/6	5	-15	TB	6					
8/10	6	-12½	TB	4½	9/7	6	-16	TB	7					

REVIEW

# MISCELLANEOUS STATS

## Multiple Hit Games

PLAYER	2	3	4	5	TOT
Barton	25	12	0	0	37
Buck	2	0	0	0	2
Carson	2	0	0	0	2
Carter	3	0	0	0	3
Chavez	7	0	0	0	7
Crisp	17	6	0	0	23
Cust	23	4	0	0	27
Davis	28	7	4	0	39
Donaldson	1	0	0	0	1
Ellis	26	10	0	0	36
Fox	2	2	0	0	4
Gross	9	3	0	0	12
Hermida	0	1	1	0	2
Jackson	3	0	0	0	3
Kouzmanoff	29	6	1	0	36
Larish	1	1	0	0	2
Patterson	4	1	0	0	5
Pennington	21	5	2	0	28
Powell	5	1	0	0	6
Rosales	10	4	1	0	15
Suzuki	23	5	2	0	30
Sweeney	14	5	2	0	21
Tolleson	3	1	0	0	4

## Multiple RBI Games

PLAYER	2	3	4	5	6	TOT
Barton	12	0	2	0	1	15
Carter	2	0	0	0	0	2
Chavez	1	1	0	0	0	2
Crisp	5	3	1	0	0	9
Cust	9	2	0	0	0	11
Davis	6	2	0	1	0	9
Donaldson	1	0	0	0	0	1
Ellis	8	1	1	0	0	10
Fox	2	0	0	0	0	2
Gross	4	0	0	0	0	4
Iwamura	1	0	0	0	0	1
Jackson	1	0	0	0	0	1
Kouzmanoff	13	4	0	0	0	17
Larish	2	0	1	0	0	3
Patterson	0	1	0	0	0	1
Pennington	8	2	1	0	0	11
Powell	1	0	0	0	0	1
Rosales	6	0	2	0	0	8
Suzuki	13	4	1	0	0	18
Sweeney	2	1	0	1	0	4
Tolleson	0	1	0	0	0	1

## Game Tying/Go Ahead RBI

PLAYER	GT	GA	TOT
Barton	3	14	17
Carson	1	0	1
Carter	0	2	2
Chavez	2	2	4
Crisp	2	7	9
Cust	5	14	19
Davis	6	6	12
Donaldson	1	0	1
Ellis	2	13	15
Fox	1	3	4
Gross	1	3	4
Jackson	1	1	2
Kouzmanoff	7	17	24
Larish	0	1	1
Patterson	0	2	2
Pennington	6	6	12
Powell	2	3	5
Rosales	2	4	6
Suzuki	6	21	27
Sweeney	0	10	10
Watson	2	0	2



# CLUB STATISTICS

AL West	Home		Road		Totals	
	W	L	W	L	W	L
vs. Los Angeles	6	4	2	7	8	11
vs. Seattle	7	2	6	4	13	6
vs. Texas	5	5	4	5	9	10
<b>Totals vs. West</b>	<b>18</b>	<b>11</b>	<b>12</b>	<b>16</b>	<b>30</b>	<b>27</b>

AL Central	W	L	W	L	W	L
	vs. Cleveland	2	1	4	2	6
vs. Chicago	4	2	1	2	5	4
vs. Detroit	0	2	3	1	3	3
vs. Kansas City	2	1	4	2	6	3
vs. Minnesota	1	2	2	4	3	6
<b>Totals vs. Central</b>	<b>9</b>	<b>8</b>	<b>14</b>	<b>11</b>	<b>23</b>	<b>19</b>

AL East	W	L	W	L	W	L
	vs. Baltimore	3	1	4	2	7
vs. Boston	4	2	1	2	5	4
vs. New York	1	5	0	4	1	9
vs. Tampa Bay	4	3	0	2	4	5
vs. Toronto	2	1	1	3	3	4
<b>Totals vs. East</b>	<b>14</b>	<b>12</b>	<b>6</b>	<b>13</b>	<b>20</b>	<b>25</b>
<b>Totals vs. AL</b>	<b>41</b>	<b>31</b>	<b>32</b>	<b>40</b>	<b>73</b>	<b>71</b>

National League	W	L	W	L	W	L
	vs. Chicago	0	0	1	2	1
vs. Cincinnati	0	3	0	0	0	3
vs. Pittsburgh	3	0	0	0	3	0
vs. San Francisco	3	0	0	3	3	3
vs. St. Louis	0	0	1	2	1	2
<b>Totals vs. N.L.</b>	<b>6</b>	<b>3</b>	<b>2</b>	<b>7</b>	<b>8</b>	<b>10</b>
<b>Overall Totals</b>	<b>47</b>	<b>34</b>	<b>34</b>	<b>47</b>	<b>81</b>	<b>81</b>

	Home		Road		Totals	
	W	L	W	L	W	L
Shutouts	11	1	6	6	17	7
Sho - Individual	2	0	1	3	3	3
Extra Innings	3	3	1	4	4	7
One-Run Decisions	16	9	7	11	23	20
Two-Run Decisions	6	10	7	11	13	21
vs. LH Starters	12	10	12	11	24	21
vs. RH Starters	35	24	22	36	57	60
Grass Fields	47	34	33	42	80	76
Artificial Fields	0	0	1	5	1	5
Day Games	22	10	13	11	35	21
Night Games	25	24	21	36	46	60

	Oak	Opp.
Double Plays	147	150
Triple Plays	0	2
Left On Base	1159	1090
Grand Slam HR	2	4
Home Runs - Home	46	62
Home Runs - Road	63	91

# HIGHS AND LOWS

## CLUB

Longest Winning Streak .....	5, July 10 to 18
Longest Winning Streak, Home .....	6, April 6 to 17
Longest Winning Streak, Road .....	4, May 26 to 29
	4, July 4 to 18
	4, September 30 to October 3
Longest Losing Streak .....	6, September 24 to 29
Longest Losing Streak, Home .....	4, July 5 to 9
Longest Losing Streak, Road .....	6, April 13 to 30
	6, May 12 to 25
Most Runs, Game, A's .....	15, July 10 vs. Los Angeles
Most Runs, Game, Opponents .....	16, September 26 vs. Texas
Most Runs, Inning, A's .....	8, July 10 vs. Los Angeles (3rd)
Most Runs, Inning, Opponents .....	7, September 26 vs. Texas (9th)
Largest Margin, Victory .....	14, July 10 vs. Los Angeles (15-1)
Largest Margin, Loss .....	9, May 12 at Texas (1-10)
	9, May 15 at Los Angeles (3-12)
Most Hits, Game, A's .....	18, June 8 vs. Los Angeles
Most Hits, Game, Opponents .....	22, September 26 vs. Texas
Most Hits, Inning, A's .....	6 (four times), last: July 10 vs. Los Angeles (3rd)
Most Hits, Inning, Opponents .....	7, September 7 vs. Seattle (2nd)
Most Home Runs, Game, A's .....	4, June 3 at Boston
Most Home Runs, Game, Opponents .....	5, May 12 at Texas
	5, June 30 at Baltimore
Most Doubles, Game, A's .....	6, April 15 vs. Baltimore
Most Doubles, Game, Opponents .....	7, June 3 at Boston

Most Triples, Game, A's .....	2, April 25 vs. Cleveland 2, May 29 at Detroit 2, June 25 vs. Pittsburgh
Most Triples, Game, Opponents .....	2, April 21 vs. New York
Most Stolen Bases, Game, A's .....	4 (five times), last: September 10 vs. Boston
Most Stolen Bases, Game, Opponents .....	4, July 23 vs. Chicago (AL) 4, September 25 vs. Texas
Most Strikeouts, A's Pitchers .....	14, June 21 vs. Cincinnati
Most Strikeouts, Opponents Pitchers .....	17, May 30 at Detroit
Most Walks, A's Pitchers .....	10, April 20 vs. New York
Most Walks, Opponents Pitchers .....	9, July 24 vs. Chicago (AL)
Fewest Hits Allowed, A's Pitchers .....	0, May 9 vs. Tampa Bay
Fewest Hits Allowed, Opponents Pitchers .....	1, August 16 vs. Toronto 1, September 2 at New York
Most Left on Base, Nine Inning Game .....	16, September 27 at Los Angeles
Most Left on Base, Extra Inning Game .....	14, May 18 vs. Seattle (10)
Fewest Left on Base, Game .....	2 (four times), last: August 16 vs. Toronto
Most Errors, Game .....	4, April 5 vs. Seattle
Largest Comeback in Win .....	4, July 20 vs. Boston
Largest Lead Surrendered in Loss .....	4, June 1 at Boston

## INDIVIDUAL

Grand Slams .....	Rajai Davis, July 10 vs. Los Angeles (Kazmir) Daric Barton, October 1 at Seattle (French) Eric Patterson, May 12 at Texas (Mathis) Kevin Kouzmanoff, June 2 at Boston (Papelbon) Adam Rosales, June 12 at San Francisco (Zito)
Pinch Hit Home Runs .....	None
Lead Off Home Runs .....	None
Inside-The-Park Home Runs .....	None
Game Ending Home Runs .....	None
Longest Hitting Streak .....	15, Kevin Kouzmanoff, May 31 to June 15
Most Runs, Game .....	4, Daric Barton, August 28 at Texas
Most Hits, Game .....	4 (13 times), last: Rajai Davis, September 30 at Seattle
Most Doubles, Game .....	3, Daric Barton, June 26 vs. Pittsburgh 3, Mark Ellis, August 11 at Seattle
Most Triples, Game .....	1 (30 times), last: Kurt Suzuki, September 27 at Los Angeles
Most Home Runs, Game .....	2, Kurt Suzuki, June 3 at Boston 2, Jack Cust, July 24 vs. Chicago (AL) 2, Daric Barton, October 1 at Seattle
Most Runs Batted In, Game .....	6, Daric Barton, October 1 at Seattle
Most Walks, Game .....	3 (seven times), last: Gabe Gross, September 26 vs. Texas
Most Strikeouts, Game .....	4, Gabe Gross, June 5 vs. Minnesota
Most Stolen Bases, Game .....	3, Rajai Davis, May 26 at Baltimore 3, Coco Crisp, September 10 vs. Boston
Longest Winning Streak .....	7, Trevor Cahill, May 21 to July 1
Longest Losing Streak .....	6, Vin Mazzaro, July 29 to September 5
Most Strikeouts, Game, Pitcher .....	11, Gio Gonzalez, August 1 at Chicago (AL)
Most Walks, Game, Pitcher .....	6, Vin Mazzaro, June 29 at Baltimore 6, Trevor Cahill, September 4 vs. Los Angeles
Most Innings, Game, Starter .....	9.0 (five times), last: Dallas Braden, August 28 at Texas
Most Innings, Game, Reliever .....	5.0, Vin Mazzaro, May 20 vs. Detroit
Low Hit Complete Game .....	0, Dallas Braden, May 9 vs. Tampa Bay
Most Consecutive Scoreless Innings .....	23.0, Trevor Cahill, July 23 to August 8
Most Consecutive Batters Retired .....	29, Dallas Braden, May 9 to 14

## GENERAL

Longest Game, Innings .....	13, May 11 at Texas
Longest Game, Time, Nine Innings .....	3:29, June 1 at Boston
Longest Game, Time, Extra Innings .....	4:08, May 11 at Texas (13)
Shortest Game, Time .....	2:05, May 14 at Los Angeles (AL)
Largest Crowd, Home .....	35,067 (twice), last: May 23 vs. San Francisco
Smallest Crowd, Home .....	8,874, May 3 vs. Texas
Largest Crowd, Road .....	47,411, August 28 at Texas
Smallest Crowd, Road .....	10,514, August 25 at Cleveland
Postponement, Rain, Home .....	None
Postponement, Rain, Road .....	None

# DESIGNATED HITTING STATISTICS

BATTER	AVG	G	AB	R	H	TB	2B	3B	HR	RBI	SH	SF	HP	BB	IBB	SO	SB	CS	DP	SLG	OBP
Buck,T	.000	1	0	0	0	0	0	0	0	0	0	0	0	0	0	0	0	0	0	.000	.000
Carson,M	.000	1	0	0	0	0	0	0	0	0	0	0	0	0	0	0	1	0	0	.000	.000
Carter,C	.000	2	5	0	0	0	0	0	0	0	0	0	0	0	0	2	0	0	0	.000	.000
Chavez,E	.239	31	109	10	26	37	8	0	1	9	0	3	0	8	0	29	0	0	3	.339	.283
Crisp,C	.000	1	4	0	0	0	0	0	0	0	0	0	0	0	0	0	0	0	0	.000	.000
Cust,J	.268	90	299	43	80	135	16	0	13	49	0	3	4	58	0	112	2	2	5	.452	.390
Davis,R	.000	2	0	0	0	0	0	0	0	0	0	0	0	0	0	0	0	0	0	.000	.000
Donaldson,J	.250	3	8	0	2	3	1	0	0	0	0	0	0	1	0	2	0	0	0	.375	.333
Ellis,M	.231	6	26	3	6	7	1	0	0	2	0	0	0	1	1	4	0	0	0	.269	.259
Fox,J	.175	13	40	6	7	13	3	0	1	7	0	0	0	3	0	8	0	0	4	.325	.233
Gross,G	.333	5	6	3	2	2	0	0	0	1	0	0	0	0	0	1	0	0	0	.333	.333
Jackson,C	.400	2	5	0	2	2	0	0	0	0	0	0	0	0	0	0	0	0	0	.400	.400
Larish,J	.250	3	8	0	2	2	0	0	0	0	0	0	0	1	0	2	0	0	0	.250	.333
Patterson,E	.000	3	2	1	0	0	0	0	0	0	0	0	0	0	0	2	1	0	0	.000	.000
Powell,L	.000	2	4	0	0	0	0	0	0	0	0	0	0	1	0	3	0	0	0	.000	.200
Rosales,A	.222	6	9	1	2	4	0	1	0	1	0	0	0	0	0	4	0	0	0	.444	.222
Suzuki,K	.259	7	27	3	7	8	1	0	0	5	0	1	1	2	0	3	0	0	3	.296	.323
<b>TOTALS</b>	<b>.246</b>	<b>552</b>	<b>70</b>	<b>136</b>	<b>213</b>	<b>30</b>	<b>1</b>	<b>15</b>	<b>74</b>	<b>0</b>	<b>7</b>	<b>5</b>	<b>75</b>	<b>1</b>	<b>172</b>	<b>4</b>	<b>2</b>	<b>15</b>	<b>.386</b>	<b>.338</b>	

# PINCH HITTING STATISTICS

BATTER	AVG	G	AB	R	H	TB	2B	3B	HR	RBI	SH	SF	HP	BB	IBB	SO	SB	CS	DP	SLG	OBP
Barton,D	.000	3	3	0	0	0	0	0	0	0	0	0	0	0	0	2	0	0	0	.000	.000
Carson,M	.125	11	8	1	1	1	0	0	0	3	0	2	0	1	0	2	0	0	0	.125	.182
Carter,C	.000	1	1	0	0	0	0	0	0	0	0	0	0	0	0	0	0	0	0	.000	.000
Chavez,E	.000	3	3	0	0	0	0	0	0	0	0	0	0	0	0	2	0	0	0	.000	.000
Crisp,C	1.000	1	1	1	1	1	0	0	0	2	0	0	0	0	0	0	0	0	0	1.000	1.000
Cust,J	.250	9	8	0	2	3	1	0	0	1	0	0	0	1	0	2	0	0	0	.375	.333
Davis,R	.000	1	1	0	0	0	0	0	0	0	0	0	0	0	0	1	0	0	0	.000	.000
Donaldson,J	.250	4	4	0	1	1	0	0	0	1	0	0	0	0	0	2	0	0	0	.250	.250
Ellis,M	.000	4	2	0	0	0	0	0	0	1	0	1	0	1	0	0	0	0	0	.000	.250
Fox,J	.400	12	10	3	4	4	0	0	0	2	0	0	1	1	0	3	0	0	0	.400	.500
Gross,G	.364	14	11	2	4	4	0	0	0	4	0	0	0	2	1	2	1	0	1	.364	.462
Hermida,J	.000	2	2	0	0	0	0	0	0	0	0	0	0	0	0	1	0	0	0	.000	.000
Jackson,C	.000	1	1	0	0	0	0	0	0	0	0	0	0	0	0	0	0	0	0	.000	.000
Kouzmanoff,K	1.000	1	1	1	1	4	0	0	1	1	0	0	0	0	0	0	0	0	0	4.000	1.000
Larish,J	.500	4	2	1	1	1	0	0	0	0	0	0	0	2	0	0	0	0	0	.500	.750
Patterson,E	.143	9	7	1	1	4	0	0	1	1	0	0	0	2	0	2	0	0	0	.571	.333
Pennington,C	.000	3	2	0	0	0	0	0	0	0	0	0	0	1	0	2	0	0	0	.000	.333
Powell,L	.000	3	3	0	0	0	0	0	0	0	0	0	0	0	0	1	0	0	0	.000	.000
Rosales,A	.300	10	10	2	3	8	0	1	1	2	0	0	0	0	3	0	0	0	0	.800	.300
Sogard,E	.000	2	1	0	0	0	0	0	0	0	0	0	0	1	0	1	0	0	0	.000	.500
Suzuki,K	.000	1	1	0	0	0	0	0	0	0	0	0	0	0	0	0	0	0	0	.000	.000
Sweeney,R	1.000	4	2	1	2	2	0	0	0	0	0	0	0	2	1	0	0	0	0	1.000	1.000
Tolleson,S	.000	3	3	0	0	0	0	0	0	0	0	0	0	0	0	2	0	0	0	.000	.000
Watson,M	.000	2	2	0	0	0	0	0	0	0	0	0	0	0	0	1	0	0	0	.000	.000
<b>TOTALS</b>	<b>.236</b>	<b>89</b>	<b>13</b>	<b>21</b>	<b>33</b>	<b>1</b>	<b>1</b>	<b>3</b>	<b>18</b>	<b>0</b>	<b>3</b>	<b>1</b>	<b>14</b>	<b>2</b>	<b>29</b>	<b>1</b>	<b>0</b>	<b>1</b>	<b>.371</b>	<b>.336</b>	

## POSTSEASON BESTS

### Most World Series Won

Yankees	27
Cardinals	10
<b>Athletics</b>	<b>9</b>
Red Sox	7
Dodgers	6
Giants	6

### Most Postseason Appearances

Yankees	49
Dodgers	26
<b>Athletics</b>	<b>23</b>
Cardinals	23
Giants	23

### Most Postseason Wins

Yankees	218
Cardinals	98
Red Sox	79
<b>Athletics</b>	<b>78</b>
Braves	77

# BATTING WITH RISP

PLAYER	AVG	AB	H	2B	3B	HR	RBI	RBI	MISP	MOB	BB	IBB	SO	SH	SF	GIDP
Barton,D	.233	146	34	5	1	2	42	38	227	293	33	2	30	10	5	2
Buck,T	.000	6	0	0	0	0	1	1	9	13	1	0	2	1	0	0
Cahill,T	.000	2	0	0	0	0	0	0	3	5	0	0	0	0	0	0
Carson,M	.111	18	2	0	0	0	4	4	25	40	1	0	6	0	2	0
Carter,C	.071	14	1	0	0	0	2	2	21	30	3	0	6	0	1	2
Chavez,E	.091	22	2	1	0	0	8	7	32	50	2	0	5	0	4	0
Crisp,C	.278	54	15	1	0	2	27	23	84	111	13	0	7	0	5	2
Cust,J	.234	107	25	3	0	2	36	34	160	226	24	0	42	0	3	3
Davis,R	.247	146	36	6	0	1	45	41	189	261	4	0	25	1	5	4
Donaldson,J	.250	12	3	0	0	1	4	3	15	22	1	0	4	0	0	0
Ellis,M	.339	118	40	9	0	0	42	39	180	237	21	4	13	0	5	3
Fox,J	.241	29	7	2	0	0	9	9	39	55	2	0	10	0	1	3
Gonzalez,G	.000	1	0	0	0	0	0	0	1	1	0	0	1	0	0	0
Gross,G	.274	62	17	3	0	0	22	22	88	124	7	2	13	0	2	1
Hermida,J	.143	14	2	1	0	0	1	1	21	31	1	0	4	0	0	2
Iwamura,A	.143	7	1	0	0	0	3	3	11	15	2	0	4	0	0	0
Jackson,C	.125	24	3	1	0	0	4	3	32	42	3	1	5	0	0	1
Kouzmanoff,K	.214	154	33	8	0	3	53	45	199	292	10	2	24	0	5	9
Larish,J	.190	21	4	2	0	0	5	4	26	37	2	0	7	0	0	0
Mazzaro,V	.000	2	0	0	0	0	0	0	3	3	0	0	1	0	0	0
Patterson,E	.176	17	3	0	1	0	4	4	25	35	4	0	7	0	0	0
Pennington,C	.246	126	31	7	3	3	41	33	180	246	15	0	30	8	3	2
Powell,L	.269	26	7	0	0	0	9	9	35	48	2	0	7	1	1	1
Rosales,A	.224	58	13	1	1	1	22	19	73	110	5	0	18	1	2	0
Sogard,E	.000	2	0	0	0	0	0	0	2	3	0	0	0	0	0	0
Suzuki,K	.269	145	39	4	0	4	55	48	195	273	12	3	18	0	4	10
Sweeney,R	.298	84	25	5	1	0	32	32	114	161	15	2	9	0	3	5
Tolleson,S	.125	8	1	0	0	1	3	2	15	18	3	0	3	0	0	0
Watson,M	.250	8	2	1	0	0	2	2	13	17	2	0	2	0	0	0
<b>ATHLETICS</b>	<b>.241</b>	<b>1433</b>	<b>346</b>	<b>60</b>	<b>7</b>	<b>20</b>	<b>476</b>	<b>428</b>	<b>2017</b>	<b>2799</b>	<b>188</b>	<b>16</b>	<b>303</b>	<b>22</b>	<b>51</b>	<b>50</b>

REVIEW

# BATTING WITH THE BASES LOADED

PLAYER	AVG	AB	H	2B	3B	HR	RBI	RBI	MISP	MOB	BB	IBB	SO	SH	SF	GIDP
Barton,D	.313	16	5	0	0	1	15	13	38	57	0	0	4	0	3	0
Cahill,T	.000	1	0	0	0	0	0	0	2	3	0	0	0	0	0	0
Carson,M	.500	2	1	0	0	0	3	3	8	12	0	0	0	0	2	0
Carter,C	1.000	1	1	0	0	0	1	1	2	3	0	0	0	0	0	0
Chavez,E	.000	2	0	0	0	0	0	0	4	6	0	0	0	0	0	0
Crisp,C	.000	5	0	0	0	0	1	1	12	18	1	0	2	0	0	1
Cust,J	.222	9	2	1	0	0	7	7	26	39	3	0	4	0	1	0
Davis,R	.300	20	6	1	0	1	15	12	42	63	1	0	4	0	0	0
Donaldson,J	.500	2	1	0	0	0	1	1	4	6	0	0	0	0	0	0
Ellis,M	.357	14	5	2	0	0	10	9	32	48	0	0	2	0	2	3
Fox,J	.500	2	1	0	0	0	1	1	4	6	0	0	0	0	0	1
Gross,G	.571	7	4	0	0	0	7	7	18	27	1	0	1	0	1	1
Hermida,J	.000	5	0	0	0	0	0	0	10	15	0	0	1	0	0	1
Iwamura,A	.500	2	1	0	0	0	3	3	4	6	0	0	0	0	0	0
Jackson,C	.000	1	0	0	0	0	0	0	2	3	0	0	0	0	0	0
Kouzmanoff,K	.308	13	4	3	0	0	14	11	32	48	1	0	3	0	2	2
Larish,J	.500	2	1	0	0	0	2	2	4	6	0	0	1	0	0	0
Patterson,E	.000	2	0	0	0	0	0	0	4	6	0	0	1	0	0	0
Pennington,C	.176	17	3	0	0	0	6	6	36	54	0	0	4	0	1	0
Powell,L	.000	0	0	0	0	0	1	1	2	3	0	0	0	0	1	0
Rosales,A	.000	3	0	0	0	0	2	2	8	12	1	0	1	0	0	0
Suzuki,K	.100	10	1	0	0	0	6	6	26	39	0	0	1	0	2	1
Sweeney,R	.250	8	2	0	0	0	6	6	18	27	1	0	0	0	0	0
Watson,M	.000	1	0	0	0	0	0	0	2	3	0	0	0	0	0	0
<b>ATHLETICS</b>	<b>.262</b>	<b>145</b>	<b>38</b>	<b>7</b>	<b>0</b>	<b>2</b>	<b>101</b>	<b>92</b>	<b>340</b>	<b>510</b>	<b>9</b>	<b>0</b>	<b>29</b>	<b>0</b>	<b>15</b>	<b>10</b>

# BATTING AND PITCHING BREAKDOWN

## BATTING

Total	AVG	G	AB	R	H	HR	RBI
Before ASB	.262	89	3033	369	796	57	347
After ASB	.248	73	2415	294	600	52	272
Home	.261	81	2650	354	691	46	332
Away	.252	81	2798	309	705	63	287
Day	.248	56	1816	226	450	39	213
Night	.260	106	3632	437	946	70	406
vs. Left	.259	-	1420	-	368	32	172
vs. Right	.255	-	4028	-	1028	77	447
April	.254	24	799	106	203	15	103
May	.253	28	943	99	239	15	95
June	.281	27	945	117	266	21	104
July	.255	24	815	111	208	17	105
August	.231	28	896	98	207	15	89
September	.261	28	946	114	247	19	105
October	.250	3	104	18	26	7	18
Baltimore	.284	10	345	49	98	3	47
Boston	.265	9	302	41	80	10	38
Chicago (AL)	.257	9	300	38	77	5	35
Cleveland	.255	9	310	45	79	6	45
Detroit	.231	6	195	20	45	3	19
Kansas City	.251	9	295	41	74	6	36
Los Angeles (AL)	.269	19	672	92	181	16	88
Minnesota	.243	9	304	28	74	5	26
New York (AL)	.182	10	303	23	55	6	23
Seattle	.275	19	641	84	176	18	80
Tampa Bay	.247	9	299	33	74	4	28
Texas	.257	19	662	76	170	16	72
Toronto	.240	7	229	24	55	3	22
Chicago (NL)	.286	3	105	13	30	1	8
Cincinnati	.210	3	100	6	21	2	6
Pittsburgh	.286	3	98	22	28	2	19
San Francisco	.266	6	188	18	50	2	18
St. Louis	.290	3	100	10	29	1	9

## PITCHING

Total	ERA	W	L	INN	H	R	ER	HR
Before ASB	3.85	43	46	790.2	741	365	338	93
After ASB	3.20	38	35	641.0	574	261	228	60
Home	3.02	47	34	736.0	610	276	247	62
Away	4.13	34	47	695.2	705	350	319	91
Day	3.03	35	21	499.1	436	191	168	48
Night	3.84	46	60	932.1	879	435	398	105
Starter	3.47	64	58	992.0	904	423	383	100
Reliever	3.75	17	23	439.2	411	203	183	53
April	3.85	12	12	210.1	195	99	90	23
May	3.75	16	12	252.1	230	113	105	28
June	4.34	10	17	236.1	241	122	114	32
July	3.07	14	10	217.0	194	83	74	18
August	2.83	13	15	242.0	193	92	76	21
September	3.72	13	15	246.2	237	111	102	30
October	1.67	3	0	27.0	25	6	5	1
Baltimore	3.38	7	3	88.0	77	38	33	9
Boston	4.16	5	4	80.0	92	41	37	8
Chicago (AL)	3.19	5	4	79.0	68	29	28	2
Cleveland	1.56	6	3	80.2	63	16	14	2
Detroit	3.40	3	3	53.0	56	25	20	8
Kansas City	3.65	6	3	79.0	67	36	32	9
Los Angeles (AL)	3.64	8	11	168.0	161	74	68	18
Minnesota	2.85	3	6	79.0	65	30	25	7
New York (AL)	5.34	1	9	86.0	86	56	51	17
Seattle	2.66	13	6	169.0	137	54	50	10
Tampa Bay	4.22	4	5	79.0	62	39	37	9
Texas	4.12	9	10	174.2	187	88	80	24
Toronto	4.95	3	4	60.0	57	37	33	12
Chicago (NL)	4.97	1	2	25.1	27	14	14	3
Cincinnati	3.54	0	3	28.0	31	13	11	3
Pittsburgh	2.00	3	0	27.0	19	6	6	2
San Francisco	2.65	3	3	51.0	40	18	15	6
St. Louis	4.32	1	2	25.0	20	12	12	4

## A'S 2010 AT A GLANCE

Season High	9-4 (April 17)
Season Low	34-40 (June 23)
April	12-12
May	16-12
June	10-17
July	14-10
August	13-15
September	13-15
Home Series	18-6-2
Road Series	10-16-0
Series Sweeps	5-9
First Game of Series	24-28
Last Game of Series	29-23
A's Score First	63-27
Opponent Scores First	18-54
Leading After 7th	71-3

Leading After 8th	73-1
Tied After 7th	8-11
Tied After 8th	6-12
Trailing After 7th	2-67
Trailing After 8th	2-68
Commit No Errors	52-35
Commit 1 or More Errors	29-46
More HR Than Opp.	29-11
Fewer HR Than Opp.	17-46
Same Total HR of Opp.	35-24
Starter Pitches 7 or More	37-16
Starter Pitches Less Than 7	44-65
When Scoring 4 or More	68-17
When Scoring Less Than 4	13-64
Last At Bat	11-14
Different Lineups	128

# STARTING LINEUPS

## STARTS IN THE BATTING ORDER

PLAYER	1	2	3	4	5	6	7	8	9
Barton	-	149	5	-	-	1	-	-	-
Buck	-	-	-	-	-	-	2	10	1
Carson	-	-	-	-	1	1	7	9	3
Carter	-	-	-	-	-	5	4	14	-
Chavez	-	-	-	4	12	10	3	-	-
Crisp	73	-	-	-	-	-	-	-	1
Cust	-	-	2	53	26	13	7	1	-
Davis	56	4	-	-	1	10	20	22	20
Donaldson	-	-	-	-	-	1	3	5	-
Ellis	4	4	16	-	21	34	22	17	1
Fox	-	-	-	-	4	12	7	-	1
Gross	-	-	-	-	4	7	28	15	-
Hermida	-	-	-	-	-	6	7	3	-
Iwamura	-	-	-	-	-	2	7	-	-
Jackson	1	1	14	-	-	-	-	-	-
Kouzmanoff	-	-	7	57	42	31	3	-	-
Larish	-	-	-	-	-	4	6	5	-
Patterson	2	-	-	-	-	-	7	9	7
Pennington	26	1	-	-	-	-	1	12	107
Powell	-	-	-	-	1	4	10	12	3
Rosales	-	3	-	-	15	18	15	12	4
Sogard	-	-	-	-	-	-	-	-	1
Suzuki	-	-	59	48	21	-	-	-	-
Sweeney	-	-	59	-	14	3	1	-	-
Tolleson	-	-	-	-	-	-	-	8	4
Watson	-	-	-	-	-	-	2	8	-

REVIEW

## PLAYER TRANSACTIONS

- Feb. 11 Gregorio Petit outrighted to Sacramento
- March 10 Jay Marshall waiver claim (Jan. 8) voided, Marshall returned to A's and released
- March 15 Clayton Mortensen optioned to Sacramento; Pedro Figueroa and Fautino De Los Santos optioned to Midland; Bobby Cassevah returned to the Los Angeles Angels (Rule 5)
- March 18 Justin Souza optioned to Midland
- March 24 Edwar Ramirez acquired from the Texas Rangers for minor leaguer Gregorio Petit
- March 27 Chris Carter and Vin Mazzaro optioned to Sacramento
- March 29 Free agent Chad Gaudin agrees to terms on one-year contract; John Meloan placed on 60-day disabled list (right elbow surgery)
- March 30 Steve Tolleson optioned to Sacramento
- April 3 Brad Kilby, Landon Powell and Henry Rodriguez optioned to Sacramento; Tyson Ross selected from Midland; Jack Cust designated for assignment; Trevor Cahill placed on 15-day disabled list effective April 4 (left scapula stress reaction); Coco Crisp placed on 15-day disabled list (fractured left pinky); Joey Devine placed on 15-day disabled list retroactive to March 26 (right elbow surgery recovery); Josh Outman placed on 15-day disabled retroactive to March 26 (left elbow surgery recovery);

Michael Wuertz placed on 15-day disabled list retroactive to March 26 (right shoulder tendinitis)

### OPENING DAY ROSTER

- Pitchers (12):** Brett Anderson, Andrew Bailey, Jerry Blevins, Dallas Braden, Craig Breslow, Justin Duchscherer, Chad Gaudin, Gio Gonzalez, Edwar Ramirez, Tyson Ross, Ben Sheets, Brad Ziegler
- Catchers (2):** Jake Fox, Kurt Suzuki
- Infielders (7):** Daric Barton, Eric Chavez, Mark Ellis, Kevin Kouzmanoff, Eric Patterson, Cliff Pennington, Adam Rosales
- Outfielders (4):** Travis Buck, Rajai Davis, Gabe Gross, Ryan Sweeney

- April 7 Jack Cust outrighted to Sacramento
- April 8 Jai Miller claimed off waivers from the Florida Marlins and optioned to Sacramento; Josh Outman transferred to 60-day disabled list
- April 16 Michael Wuertz sent to Sacramento on a rehab assignment
- April 19 Trevor Cahill sent to Sacramento on a rehab assignment
- April 20 Trevor Cahill reinstated from the disabled list and optioned to Sacramento

## Highs and Lows, continued

April 21	Mark Ellis placed on 15-day disabled list (strained left hamstring); Landon Powell recalled from Sacramento	June 3	Adam Heather claimed off waivers from Milwaukee and optioned to Sacramento; Justin Duchscherer transferred to the 60-day disabled list
April 22	Travis Buck placed on 15-day disabled list retroactive to April 21 (strained right oblique); Matt Carson selected from Sacramento; Jai Miller designated for assignment	June 4	Brett Anderson placed on the 15-day disabled list (left elbow inflammation); Landon Powell optioned to Sacramento; Cedrick Bowers and Henry Rodriguez recalled from Sacramento
April 23	Brad Kilby recalled from Sacramento; Landon Powell optioned to Sacramento	June 8	Matt Carson recalled from Sacramento; Henry Rodriguez optioned to Sacramento
April 25	Michael Wuertz transferred to Stockton on rehab	June 11	Kurt Suzuki placed on the bereavement list; Landon Powell recalled from Sacramento
April 26	Jai Miller claimed off waivers by Kansas City	June 13	Jake Fox designated for assignment
April 27	Brett Anderson placed on 15-day disabled list retroactive to April 25 (left elbow inflammation/proximal medial forearm strain); Edwar Ramirez optioned to Sacramento; Landon Powell and Steve Tolleson recalled from Sacramento	June 15	Conor Jackson and cash acquired from the Arizona Diamondbacks for minor league pitcher Sam Demel; Kurt Suzuki reinstated from the bereavement list; Matt Carson optioned to Sacramento; Coco Crisp sent to Sacramento on a rehab assignment
April 30	Kurt Suzuki placed on 15-day disabled list retroactive to April 24 (intercostal strain); Matt Carson optioned to Sacramento; Trevor Cahill recalled from Sacramento; Josh Donaldson selected from Sacramento; Joey Devine transferred to 60-day disabled list	June 22	Coco Crisp reinstated from the disabled list; Eric Patterson designated for assignment; Jake Fox traded to the Baltimore Orioles for minor league pitcher Ross Wolf and cash considerations
May 3	Michael Wuertz reinstated from the disabled list; Brad Kilby optioned to Sacramento	June 26	Eric Patterson traded to the Boston Red Sox for minor league pitcher Fabian Williamson
May 4	Vin Mazzaro recalled from Sacramento; Steve Tolleson optioned to Sacramento	July 2	Jeff Lyman claimed off waivers from Atlanta and optioned to Midland
May 5	Henry Rodriguez recalled from Sacramento; Vin Mazzaro optioned to Sacramento	July 3	Dallas Braden placed on the 15-day disabled list retroactive to June 23 (left elbow stiffness); Clayton Mortensen recalled from Sacramento
May 7	Justin Duchscherer placed on 15-day disabled list retroactive to April 30 (left hip inflammation); Edwar Ramirez recalled from Sacramento	July 5	Conor Jackson placed on the 15-day disabled list retroactive to July 1 (strained right hamstring); Clayton Mortensen optioned to Sacramento; Matt Carson recalled from Sacramento; Matt Watson selected from Sacramento; Travis Buck transferred to the 60-day DL
May 11	Kurt Suzuki sent to Sacramento on a rehab assignment	July 7	Ross Wolf selected from Sacramento; Tyson Ross optioned to Sacramento; Eric Chavez transferred to the 60-day DL
May 15	Justin Duchscherer reinstated from the disabled list; Jack Cust selected from Sacramento; Henry Rodriguez optioned to Sacramento; Edwar Ramirez designated for assignment	July 9	Brett Anderson sent to Arizona A's on rehab assignment
May 16	Kurt Suzuki reinstated from the disabled list; Henry Rodriguez recalled from Sacramento; Cedrick Bowers selected from Sacramento; Justin Duchscherer placed on the 15-day disabled list (left hip inflammation); Josh Donaldson optioned to Sacramento; Chad Gaudin designated for assignment	July 11	Travis Buck sent to Arizona A's on rehab assignment
May 18	Coco Crisp and Mark Ellis sent to Stockton on a rehab assignment	July 15	Dallas Braden sent to Stockton on rehab assignment
May 19	Edwar Ramirez outrighted to Sacramento	July 19	Ryan Sweeney placed on the 15-day disabled list retroactive to July 12 (right patella tendinitis); Henry Rodriguez recalled from Sacramento; Travis Buck transferred to Sacramento on rehab
May 20	Vin Mazzaro recalled from Sacramento; Henry Rodriguez optioned to Sacramento	July 20	Dallas Braden reinstated from the disabled list; Cedrick Bowers optioned to Sacramento; Brett Anderson transferred to Sacramento on rehab
May 21	Coco Crisp reinstated from the disabled list; Landon Powell optioned to Sacramento; Chad Gaudin released; Mark Ellis transferred to Sacramento on rehab	July 24	Ben Sheets placed on the 15-day disabled list retroactive to July 20 (strained right elbow); Cedrick Bowers recalled from Sacramento
May 22	Mark Ellis reinstated from the disabled list; Eric Chavez placed on the 15-day disabled list retroactive to May 21 (neck spasms)	July 30	Brett Anderson reinstated from the disabled list; Andrew Bailey placed on the 15-day disabled list retroactive to July 21 (right intercostal strain); Travis Buck reinstated from the 60-day disabled list and optioned to Sacramento; Ryan Sweeney transferred to the 60-day disabled list
May 24	Brett Anderson sent to Sacramento on a rehab assignment	July 31	Boof Bonser selected from Sacramento; Cedrick Bowers optioned to Sacramento; Ben Sheets transferred to the 60-day disabled list
May 26	Coco Crisp placed on the 15-day disabled list retroactive to May 23 (strained right intercostal muscle); Landon Powell recalled from Sacramento		
May 29	Brett Anderson reinstated from the disabled list; Cedrick Bowers optioned to Sacramento		

- August 3 Jeff Larish claimed off waivers from Detroit and optioned to Sacramento; Adam Heather designated for assignment
- August 5 Adam Heather outrighted to Sacramento
- August 8 Conor Jackson sent to Arizona A's on rehab assignment
- August 9 Chris Carter and Jeff Larish recalled from Sacramento; Matt Carson optioned to Sacramento; Matt Watson placed on the 15-day disabled list retroactive to August 8 (kidney stones)
- August 11 Conor Jackson transferred to Stockton on rehab
- August 13 Adam Rosales placed on the 15-day disabled list retroactive to August 12 (stress fracture, right ankle); Steve Tolleson recalled from Sacramento; Conor Jackson transferred to Sacramento on rehab
- August 16 Conor Jackson reinstated from the disabled list; Travis Buck recalled from Sacramento; Chris Carter and Jeff Larish optioned to Sacramento
- August 20 Conor Jackson placed on the 15-day disabled list (lower abdominal strain); Jeff Larish recalled from Sacramento; Andrew Bailey sent to Sacramento on a rehab assignment
- August 22 Andrew Bailey reinstated from the disabled list; Ross Wolf optioned to Sacramento; Matt Watson sent to Sacramento on a rehab assignment
- August 23 Eric Chavez sent to Arizona A's on a rehab assignment
- August 24 Matt Carson recalled from Sacramento; Travis Buck optioned to Sacramento
- August 25 Eric Chavez returned from rehab assignment
- August 26 Matt Watson reinstated from the disabled list and outrighted to Sacramento
  
- Sept. 1 Ross Wolf recalled from Sacramento; Justin James selected from Sacramento; Cedrick Bowers outrighted to Sacramento
- Sept. 6 Vin Mazzaro optioned to Sacramento
- Sept. 7 Jeremy Hermida selected from Sacramento
- Sept. 10 Bobby Cramer selected from Sacramento; Adam Rosales transferred to the 60-day disabled list
- Sept. 13 Agreed to terms with free agent Aki Iwamura; Conor Jackson transferred to the 60-day disabled list
- Sept. 14 Chris Carter, Josh Donaldson and Vin Mazzaro recalled from Sacramento; Eric Sogard selected from Sacramento; Jeff Lyman designated for assignment
- Sept. 17 Jeff Lyman released
  
- Oct. 4 Aki Iwamura released
- Oct. 7 Brad Kilby and Ross Wolf outrighted to Sacramento
  
- Oct. 12 Jeremy Hermida outrighted to Sacramento
- Oct. 30 John Meloan reinstated from the disabled list; Gabe Gross, Jeff Larish, John Meloan and Justin Souza outrighted to Sacramento
  
- Nov. 1 Justin Duchscherer and Ben Sheets reinstated from the disabled list and elected free agency
- Nov. 2 Justin James claimed off waivers by Milwaukee; Boof Bonser and Matt Carson outrighted to Sacramento
- Nov. 3 Eric Chavez reinstated from the disabled list, club option not exercised and elected free agency
- Nov. 4 Joey Devine, Conor Jackson, Josh Outman, Adam Rosales and, Ryan Sweeney reinstated from the disabled list
- Nov. 10 David DeJesus acquired from Kansas City for Vin Mazzaro and minor leaguer Justin Marks
- Nov. 12 Edwin Encarnacion claimed off waivers from Toronto
- Nov. 17 Trystan Magnuson and Daniel Farquhar acquired from Toronto for Rajai Davis
- Nov. 19 Corey Brown, Adrian Cardenas, Sean Doolittle and Michael Taylor selected from Sacramento; Trystan Magnuson selected from Midland
  
- Dec. 2 Travis Buck, Jack Cust and Edwin Encarnacion not tendered contracts
- Dec. 13 Brandon McCarthy agreed to terms on a one-year contract
- Dec. 14 Hideki Matsui agreed to terms on a one-year contract
- Dec. 16 Josh Willingham acquired from Washington for Henry Rodriguez and Corey Brown
- Dec. 17 Philip Humber claimed off waivers from Kansas City
- Dec. 21 Rich Harden agreed to terms on a one-year contract
  
- Jan. 8 Guillermo Moscoso acquired from Texas for minor league pitcher Ryan Kelly; Philip Humber designated for assignment
- Jan. 18 Grant Balfour agreed to terms on a two-year contract through 2012 with a club option for 2013; Clayton Mortensen designated for assignment; Philip Humber claimed off waivers by the Chicago White Sox
- Jan. 19 Brian Fuentes agreed to terms on a two-year contract through 2012 with a club option for 2013; Steve Tolleson designated for assignment
- Jan. 24 Clayton Mortensen traded to Colorado for minor league pitcher Ethan Hollingsworth
- Jan. 28 Steve Tolleson outrighted to Sacramento

### A'S PLAYERS WHO HAVE PITCHED

PLAYER	DATE	OPPONENT	SCORE	DEC	IP	H	R	ER	BB	SO
Frank Menechino	July 18, 2000	at Colorado	3-18	-	1.0	6	4	4	0	0
Kevin Seitzer	May 2, 1993	at Cleveland	2-10	-	0.1	0	0	0	0	1
Vance Law	October 2, 1991	at Kansas City	5-16	-	0.2	1	0	0	1	0
Mark Wagner	August 20, 1984	at Detroit	1-14	-	1.2	2	0	0	1	1
Garry Hancock	June 25, 1984	at Kansas City	0-16	-	1.1	0	0	0	0	0
Wayne Gross	May 18, 1983	at Minnesota	5-16	-	2.1	2	0	0	1	0
Jeff Newman	September 14, 1977	at Kansas City #2	0-6	-	1.0	1	0	0	0	0



# FINAL STANDINGS

A.L. EAST	LAST 10											
	WON	LOST	PCT.	GB	GAMES	STREAK	HOME	ROAD	vs EAST	vs CENT	vs WEST	vs N.L.
Tampa Bay	96	66	.593	-	5-5	Won 2	49-32	47-34	42-30	26-13	21-12	7-11
New York	95	67	.586	1	3-7	Lost 2	52-29	43-38	38-34	23-13	23-13	11-7
Boston	89	73	.549	7	5-5	Won 2	46-35	43-38	37-35	15-18	24-15	13-5
Toronto	85	77	.525	11	8-2	Won 1	45-33	40-44	39-33	22-19	17-14	7-11
Baltimore	66	96	.407	30	5-5	Lost 1	37-44	29-52	24-48	17-20	18-17	7-11

A.L. CENTRAL	LAST 10											
	WON	LOST	PCT.	GB	GAMES	STREAK	HOME	ROAD	vs EAST	vs CENT	vs WEST	vs N.L.
Minnesota	94	68	.580	-	2-8	Lost 1	53-28	41-40	15-21	47-25	24-12	8-10
Chicago	88	74	.543	6	8-2	Won 2	45-36	43-38	17-18	32-40	24-13	15-3
Detroit	81	81	.500	13	4-6	Won 1	52-29	29-52	17-22	38-34	15-18	11-7
Cleveland	69	93	.426	25	7-3	Lost 2	38-43	31-50	17-24	34-38	13-18	5-13
Kansas City	67	95	.414	27	4-6	Lost 2	38-43	29-52	17-18	29-43	13-24	8-10

A.L. WEST	LAST 10											
	WON	LOST	PCT.	GB	GAMES	STREAK	HOME	ROAD	vs EAST	vs CENT	vs WEST	vs N.L.
Texas	90	72	.556	-	6-4	Lost 1	51-30	39-42	19-25	25-18	32-25	14-4
<b>Oakland</b>	<b>81</b>	<b>81</b>	<b>.500</b>	<b>9</b>	<b>4-6</b>	<b>Won 4</b>	<b>47-34</b>	<b>34-47</b>	<b>20-25</b>	<b>23-19</b>	<b>30-27</b>	<b>8-10</b>
Los Angeles	80	82	.494	10	5-5	Won 1	43-38	37-44	15-27	19-26	35-22	11-7
Seattle	61	101	.377	29	3-7	Lost 5	35-46	26-55	17-26	18-26	17-40	9-9

N.L. EAST	LAST 10											
	WON	LOST	PCT.	GB	GAMES	STREAK	HOME	ROAD	vs EAST	vs CENT	vs WEST	vs A.L.
Philadelphia	97	65	.599	-	6-4	Lost 1	54-30	43-35	44-28	21-19	22-10	10-8
Atlanta	91	71	.562	6	5-5	Won 1	56-25	35-46	38-34	25-16	19-15	9-6
Florida	80	82	.494	17	4-6	Won 2	41-40	39-42	37-35	20-20	16-19	7-8
New York	79	83	.488	18	5-5	Lost 1	47-34	32-49	31-41	21-19	14-18	13-5
Washington	69	93	.426	28	5-5	Won 1	41-40	28-53	30-42	19-20	15-18	5-13

N.L. CENTRAL	LAST 10											
	WON	LOST	PCT.	GB	GAMES	STREAK	HOME	ROAD	vs EAST	vs CENT	vs WEST	vs A.L.
Cincinnati	91	71	.562	-	5-5	Won 2	49-32	42-39	17-15	49-30	17-19	8-7
St. Louis	86	76	.531	5	8-2	Won 5	52-29	34-47	18-15	39-39	20-16	9-6
Milwaukee	77	85	.475	14	6-4	Lost 2	40-41	37-44	16-18	37-40	15-21	9-6
Houston	76	86	.469	15	3-7	Won 1	42-39	34-47	15-19	45-33	13-22	3-12
Chicago	75	87	.463	16	6-4	Lost 1	35-46	40-41	17-14	34-45	16-18	8-10
Pittsburgh	57	105	.352	34	4-6	Lost 2	40-41	17-64	11-25	31-48	13-19	2-13

N.L. WEST	LAST 10											
	WON	LOST	PCT.	GB	GAMES	STREAK	HOME	ROAD	vs EAST	vs CENT	vs WEST	vs A.L.
San Francisco	92	70	.568	-	7-3	Won 1	49-32	43-38	19-14	28-14	38-34	7-8
San Diego	90	72	.556	2	5-5	Lost 1	45-36	45-36	16-18	27-14	38-34	9-6
Colorado	83	79	.512	9	1-9	Lost 8	52-29	31-50	16-18	21-20	37-35	9-6
Los Angeles	80	82	.494	12	7-3	Won 2	45-36	35-46	13-20	23-19	40-32	4-11
Arizona	65	97	.401	27	4-6	Lost 2	40-41	25-56	16-16	16-27	27-45	6-9

A.L. WILD CARD	WON	LOST	PCT.	GB	N.L. WILD CARD	WON	LOST	PCT.	GB
New York	95	67	.586	-	Atlanta	91	71	.562	-
Boston	89	73	.549	6	San Diego	90	72	.556	1
Chicago	88	74	.543	7	St. Louis	86	76	.531	5
Toronto	85	77	.525	10	Colorado	83	79	.512	8
<b>Oakland</b>	<b>81</b>	<b>81</b>	<b>.500</b>	<b>14</b>	Florida	80	82	.494	11
Detroit	81	81	.500	14	Los Angeles	80	82	.494	11

## POSTSEASON RESULTS

### AMERICAN LEAGUE DIVISION SERIES

Texas defeated Tampa Bay, 3 games to 2  
New York defeated Minnesota, 3 games to 0

### NATIONAL LEAGUE DIVISION SERIES

San Francisco defeated Atlanta, 3 games to 1  
Philadelphia defeated Los Angeles, 3 games to 0

### AMERICAN LEAGUE CHAMPIONSHIP SERIES

Texas defeated New York, 4 games to 2

### NATIONAL LEAGUE CHAMPIONSHIP SERIES

San Francisco defeated Philadelphia, 4 games to 2

### WORLD SERIES

San Francisco defeated Texas, 4 games to 1

# AL TEAM LEADERS

## CLUB BATTING

CLUB	AVG	G	AB	R	H	TB	2B	3B	HR	RBI	SH	SF	HP	BB	IBB	SO	SB	CS	GI		
																			DP	SLG	OBP
Texas	.276	162	5635	787	1556	2360	268	25	162	740	53	54	45	511	37	986	123	48	129	.419	.338
Kansas City	.274	162	5604	676	1534	2238	279	31	121	640	45	53	35	471	25	905	115	50	152	.399	.331
Minnesota	.273	162	5568	781	1521	2347	318	41	142	749	38	53	39	559	45	967	68	28	159	.422	.341
Detroit	.268	162	5643	751	1515	2343	308	32	152	717	41	41	41	546	50	1147	69	30	118	.415	.335
Boston	.268	162	5646	818	1511	2546	358	22	211	782	29	46	47	587	43	1140	68	17	130	.451	.339
Chicago	.268	162	5484	752	1467	2303	263	21	177	710	50	38	79	467	23	922	160	74	148	.420	.332
New York	.267	162	5567	859	1485	2427	275	32	201	823	33	44	73	662	36	1136	103	30	124	.436	.350
Baltimore	.259	162	5554	613	1440	2145	264	21	133	577	31	45	54	424	32	1056	76	34	154	.386	.316
<b>Oakland</b>	<b>.256</b>	<b>162</b>	<b>5448</b>	<b>663</b>	<b>1396</b>	<b>2059</b>	<b>276</b>	<b>30</b>	<b>109</b>	<b>619</b>	<b>43</b>	<b>51</b>	<b>47</b>	<b>527</b>	<b>16</b>	<b>1061</b>	<b>156</b>	<b>38</b>	<b>129</b>	<b>.378</b>	<b>.324</b>
Los Angeles	.248	162	5488	681	1363	2142	276	19	155	656	42	37	52	466	28	1070	104	52	125	.390	.311
Toronto	.248	162	5495	755	1364	2496	319	21	257	732	16	34	55	471	25	1164	58	20	114	.454	.312
Cleveland	.248	162	5487	646	1362	2076	290	20	128	601	36	33	64	545	34	1184	91	33	118	.378	.322
Tampa Bay	.247	162	5439	802	1343	2192	295	37	160	769	39	57	57	672	30	1292	172	47	92	.403	.333
Seattle	.236	162	5409	513	1274	1836	227	16	101	485	42	40	39	459	33	1184	142	39	110	.339	.298
<b>Totals</b>	<b>.260</b>	<b>1134</b>	<b>77467</b>	<b>10097</b>	<b>20131</b>	<b>4016</b>	<b>368</b>	<b>2209</b>	<b>538</b>	<b>9600</b>	<b>626</b>	<b>727</b>	<b>457</b>	<b>1505</b>	<b>1802</b>	<b>540</b>	<b>.407</b>				

## CLUB PITCHING

CLUB	W	L	ERA	G	CG	SHO	SV	IP	H	R	ER	HR	HB	BB	IBB	SO	WP	BK	AVG
<b>Oakland</b>	<b>81</b>	<b>81</b>	<b>3.56</b>	<b>162</b>	<b>7</b>	<b>17</b>	<b>38</b>	<b>1431.2</b>	<b>1315</b>	<b>626</b>	<b>566</b>	<b>153</b>	<b>38</b>	<b>512</b>	<b>29</b>	<b>1070</b>	<b>42</b>	<b>8</b>	<b>.245</b>
Tampa Bay	96	66	3.78	162	6	12	51	1453.2	1347	649	611	175	46	478	34	1189	60	9	.244
Seattle	61	101	3.93	162	11	10	38	1438.0	1402	698	628	157	40	452	33	973	73	11	.255
Texas	90	72	3.93	162	7	8	46	1455.1	1355	687	636	162	63	551	24	1181	56	4	.246
Minnesota	94	68	3.95	162	9	13	40	1452.2	1493	671	638	155	47	383	19	1048	41	4	.266
Los Angeles	80	82	4.04	162	10	9	39	1449.1	1422	702	651	148	46	565	33	1130	80	6	.256
New York	95	67	4.06	162	3	8	39	1442.1	1349	693	651	179	62	540	37	1154	69	6	.249
Chicago	88	74	4.09	162	6	11	43	1446.1	1471	704	658	136	34	490	41	1149	59	9	.264
Boston	89	73	4.20	162	3	9	44	1456.2	1402	744	679	152	53	580	30	1207	58	3	.253
Toronto	85	77	4.22	162	5	11	45	1440.2	1407	728	676	150	60	539	35	1184	69	3	.255
Cleveland	69	93	4.30	162	10	4	34	1433.0	1477	752	684	147	66	572	36	967	54	3	.269
Detroit	81	81	4.30	162	6	5	32	1444.1	1445	743	690	142	65	537	29	1056	75	9	.262
Baltimore	66	96	4.59	162	3	7	35	1436.1	1508	785	733	186	59	520	45	1007	45	5	.270
Kansas City	67	95	4.97	162	7	3	44	1436.2	1553	845	794	176	47	551	28	1035	55	7	.276
<b>Totals</b>	<b>1142</b>	<b>1126</b>	<b>4.14</b>	<b>1134</b>	<b>93</b>	<b>127</b>	<b>568</b>	<b>20217.0</b>	<b>199461</b>	<b>10027</b>	<b>9295</b>	<b>2218</b>	<b>726</b>	<b>7270</b>	<b>45315</b>	<b>350</b>	<b>836</b>	<b>87</b>	<b>.258</b>

## CLUB FIELDING

CLUB	PCT	G	PO	A	E	TC	DP	TP	PB
New York	.988	162	4327	1522	69	5918	161	1	12
Minnesota	.987	162	4358	1710	78	6146	150	0	8
Tampa Bay	.986	162	4361	1499	85	5945	134	0	9
Toronto	.985	162	4322	1691	92	6105	172	0	10
<b>Oakland</b>	<b>.984</b>	<b>162</b>	<b>4295</b>	<b>1704</b>	<b>99</b>	<b>6098</b>	<b>147</b>	<b>0</b>	<b>8</b>
Chicago	.983	162	4339	1663	103	6105	158	0	4
Baltimore	.982	162	4309	1582	105	5996	141	0	3
Texas	.982	162	4366	1499	105	5970	133	0	8
Cleveland	.982	162	4299	1814	110	6223	179	0	11
Detroit	.982	162	4333	1668	109	6110	171	0	11
Seattle	.982	162	4314	1657	110	6081	145	1	16
Boston	.982	162	4370	1588	111	6069	132	0	14
Los Angeles	.981	162	4348	1562	113	6023	116	0	16
Kansas City	.980	162	4310	1588	121	6019	138	0	11
<b>Totals</b>	<b>.983</b>	<b>1134</b>	<b>60651</b>	<b>22747</b>	<b>1410</b>	<b>84808</b>	<b>2077</b>	<b>2</b>	<b>141</b>

# AL BATTING LEADERS

BATTING AVERAGE		HOME RUNS		RUNS BATTED IN		MULTI HIT GAMES					
.359	Hamilton,J	TEX	54	Bautista,J	TOR	126	Cabrera,M	DET	69	Suzuki,I	SEA
.328	Cabrera,M	DET	39	Konerko,P	CWS	125	Rodriguez,A	NY	59	Cano,R	NY
.327	Mauer,J	MIN	38	Cabrera,M	DET	124	Bautista,J	TOR	55	Young,M	TEX
.321	Beltre,A	BOS	33	Teixeira,M	NY	115	Guerrero,V	TEX	54	Butler,B	KC
.319	Cano,R	NY	32	Hamilton,J	TEX	112	Young,D	MIN	53	Hamilton,J	TEX
.318	Butler,B	KC	32	Ortiz,D	BOS	111	Konerko,P	CWS	53	Beltre,A	BOS
.315	Suzuki,I	SEA	31	Wells,V	TOR	109	Cano,R	NY	53	Jeter,D	NY
.312	Konerko,P	CWS	30	Rodriguez,A	NY	108	Teixeira,M	NY	52	Crawford,C	TB
.307	Crawford,C	TB	29	3 PLAYERS TIED		104	Longoria,E	TB	51	4 PLAYERS TIED	
.302	Martinez,V	BOS				102	2 PLAYERS		TIED		

RUNS		HITS		TOTAL BASES		GRAND SLAMS					
113	Teixeira,M	NY	214	Suzuki,I	SEA	351	Bautista,J	TOR	3	Betancourt,Y	KC
111	Cabrera,M	DET	200	Cano,R	NY	341	Cabrera,M	DET	3	Rodriguez,A	NY
111	Jeter,D	NY	189	Butler,B	KC	334	Cano,R	NY	2	12 PLAYERS TIED	
110	Crawford,C	TB	189	Beltre,A	BOS	328	Hamilton,J	TEX			
109	Bautista,J	TOR	187	Markakis,N	BAL	326	Beltre,A	BOS			
103	Jackson,A	DET	186	Hamilton,J	TEX	320	Konerko,P	CWS			
103	Cano,R	NY	186	Young,M	TEX	304	Wells,V	TOR			
99	Young,M	TEX	184	Crawford,C	TB	297	Crawford,C	TB			
97	Gardner,B	NY	181	Jackson,A	DET	294	Guerrero,V	TEX			
96	2 PLAYERS TIED		180	Cabrera,M	DET	291	2 PLAYERS TIED				

DOUBLES		TRIPLES		STOLEN BASES		HITTING STREAKS					
49	Beltre,A	BOS	13	Crawford,C	TB	68	Pierre,J	CWS	23	Hamilton,J	TEX
46	Longoria,E	TB	10	Jackson,A	DET	<b>50</b>	<b>Davis,R</b>	<b>OAK</b>		4-Jun to 30-Jun	
46	Young,D	MIN	10	Span,D	MIN	47	Gardner,B	NY	21	Guillen,J	KC
45	Butler,B	KC	<b>8</b>	<b>Pennington,C</b>	<b>OAK</b>	47	Crawford,C	TB		4-Jun to 27-Jun	
45	Markakis,N	BAL	7	Gardner,B	NY	42	Upton,B	TB	20	Cabrera,M	DET
45	Cabrera,M	DET	7	Granderson,C	NY	42	Suzuki,I	SEA		19-Jun to 16-Jul	
44	Wells,V	TOR	6	Maier,M	KC	42	Figgins,D	SEA	19	Brantley,M	CLE
43	Mauer,J	MIN	6	Podsednik,S	KC	34	Rios,A	CWS		30-Aug to 19-Sep	
41	3 PLAYERS TIED		5	11 PLAYERS TIED		32	Andrus,E	TEX	19	Cruz,N	TEX
						<b>32</b>	<b>Crisp,C</b>	<b>OAK</b>		8-Jul to 31-Jul	

WALKS		ON BASE PERCENTAGE		SLUGGING PERCENTAGE		EXTRA BASE HITS					
<b>110</b>	<b>Barton,D</b>	<b>OAK</b>	.420	Cabrera,M	DET	.633	Hamilton,J	TEX	92	Bautista,J	TOR
100	Bautista,J	TOR	.411	Hamilton,J	TEX	.622	Cabrera,M	DET	84	Cabrera,M	DET
93	Teixeira,M	NY	.402	Mauer,J	MIN	.617	Bautista,J	TOR	79	Beltre,A	BOS
92	Zobrist,B	TB	.401	Choo,S	CLE	.584	Konerko,P	CWS	78	Wells,V	TOR
89	Cabrera,M	DET	<b>.393</b>	<b>Barton,D</b>	<b>OAK</b>	.553	Beltre,A	BOS	75	Hamilton,J	TEX
87	Pena,C	TB	.393	Konerko,P	CWS	.535	Scott,L	BAL	73	Longoria,E	TB
87	Abreu,B	LAA	.388	Butler,B	KC	.534	Cano,R	NY	73	Cano,R	NY
83	Choo,S	CLE	.383	Gardner,B	NY	.529	Ortiz,D	BOS	70	Konerko,P	CWS
82	Ortiz,D	BOS	.381	Cano,R	NY	.515	Wells,V	TOR	69	Teixeira,M	NY
79	Gardner,B	NY	.378	Bautista,J	TOR	.511	Swisher,N	NY	69	Ortiz,D	BOS

OUTFIELD ASSISTS		STRIKEOUTS		HARDEST TO FAN (PLATE APP. PER SO)		GAMES PLAYED					
14	Choo,S	CLE	170	Jackson,A	DET	15.6	Pierre,J	CWS	162	Suzuki,I	SEA
12	Young,D	MIN	164	Upton,B	TB	14.3	Callaspo,A	LAA	161	Bautista,J	TOR
12	Jones,A	BAL	158	Pena,C	TB	12.9	Pierzynski,A	CWS	161	Figgins,D	SEA
12	Gardner,B	NY	145	Ortiz,D	BOS	<b>11.1</b>	<b>Suzuki,K</b>	<b>OAK</b>	160	Markakis,N	BAL
12	Bautista,J	TOR	144	Lind,A	TOR	11.0	Mauer,J	MIN	160	Cano,R	NY
10	Swisher,N	NY	139	Swisher,N	NY	10.7	Guerrero,V	TEX	160	Pierre,J	CWS
10	Bourjos,P	LAA	137	Gutierrez,F	SEA	10.3	Martinez,V	BOS	<b>159</b>	<b>Barton,D</b>	<b>OAK</b>
9	7 PLAYERS TIED		137	Napoli,M	LAA	9.8	Scutaro,M	BOS	158	Butler,B	KC
			134	Inge,B	DET	9.7	Izturis,C	BAL	158	Kendrick,H	LAA
			132	Abreu,B	LAA	9.5	Span,D	MIN	158	Teixeira,M	NY

# AL PITCHING LEADERS

## EARNED RUN AVERAGE

2.27	Hernandez,F	SEA	21	Sabathia,C	NY
2.33	Buchholz,C	BOS	19	Price,D	TB
2.72	Price,D	TB	19	Lester,J	BOS
<b>2.97</b>	<b>Cahill,T</b>	<b>OAK</b>	<b>18</b>	<b>Cahill,T</b>	<b>OAK</b>
3.01	Weaver,J	LAA	18	Verlander,J	DET
3.18	Sabathia,C	NY	18	Hughes,P	NY
3.19	Lee,C	TEX	17	Buchholz,C	BOS
<b>3.23</b>	<b>Gonzalez,G</b>	<b>OAK</b>	<b>17</b>	<b>Santana,E</b>	<b>LAA</b>
3.25	Lester,J	BOS	17	Pavano,C	MIN
3.35	Wilson,C	TEX	15	5 PLAYERS TIED	

## WINNING STREAKS

9	Sabathia,C	NY
3-Jun to 22-Jul		
8	Hunter,R	TEX
5-Jun to 25-Jul		
8	Lester,J	BOS
28-Apr to 16-Jun		
8	Liriano,F	MIN
16-Jul to 14-Sep		
8	Pavano,C	MIN
9-Jun to 27-Jul		

## SAVES

45	Soriano,R	TB
43	Soria,J	KC
40	Feliz,N	TEX
37	Papelbon,J	BOS
37	Gregg,K	TOR
33	Rivera,M	NY
31	Aardsma,D	SEA
27	Jenks,R	CWS
26	Valverde,J	DET
<b>25</b>	<b>Bailey,A</b>	<b>OAK</b>

## GAMES STARTED

34	Weaver,J	LAA
34	Hernandez,F	SEA
34	Sabathia,C	NY
33	10 PLAYERS TIED	

## COMPLETE GAMES

7	Lee,C	TEX
7	Pavano,C	MIN
6	Hernandez,F	SEA
<b>5</b>	<b>Braden,D</b>	<b>OAK</b>
4	Verlander,J	DET
4	Carmona,F	CLE
4	Santana,E	LAA
3	6 PLAYERS TIED	

## GAMES

85	Choate,R	TB	249.2	Hernandez,F	SEA
<b>75</b>	<b>Breslow,C</b>	<b>OAK</b>	<b>237.2</b>	<b>Sabathia,C</b>	<b>NY</b>
74	Coke,P	DET	224.1	Verlander,J	DET
74	Guerrier,M	MIN	224.1	Weaver,J	LAA
73	Chamberlain,J	NY	222.2	Santana,E	LAA
73	Bard,D	BOS	221.0	Pavano,C	MIN
72	O'Day,D	TEX	220.0	Greinke,Z	KC
72	Rodney,F	LAA	215.0	Lackey,J	BOS
71	Crain,J	MIN	213.0	Danks,J	CWS
70	5 PLAYERS TIED		212.1	Lee,C	TEX

## INNINGS PITCHED

## STRIKEOUTS

233	Weaver,J	LAA
232	Hernandez,F	SEA
225	Lester,J	BOS
219	Verlander,J	DET
201	Liriano,F	MIN
197	Sabathia,C	NY
196	Lewis,C	TEX
188	Price,D	TB
187	Shields,J	TB
185	Lee,C	TEX

## WINNING PERCENTAGE

.765	Hunter,R	TEX	(13-4)
.760	Price,D	TB	(19-6)
.750	Sabathia,C	NY	(21-7)
.708	Buchholz,C	BOS	(17-7)
<b>.692</b>	<b>Cahill,T</b>	<b>OAK</b>	<b>(18-8)</b>
.692	Hughes,P	NY	(18-8)
.684	Slowey,K	MIN	(13-6)
.682	Cecil,B	TOR	(15-7)
.679	Lester,J	BOS	(19-9)
.667	2 PLAYERS TIED		

## SHUTOUTS

<b>2</b>	<b>Braden,D</b>	<b>OAK</b>
2	Pavano,C	MIN
1	19 PLAYERS TIED	

## OPP. BATTING AVERAGE AGAINST

.212	Hernandez,F	SEA
.217	Wilson,C	TEX
<b>.220</b>	<b>Cahill,T</b>	<b>OAK</b>
.220	Lester,J	BOS
.221	Price,D	TB
.222	Weaver,J	LAA
.226	Buchholz,C	BOS
.227	Lewis,C	TEX
.228	Verlander,J	DET
<b>.229</b>	<b>Gonzalez,G</b>	<b>OAK</b>

## LOSSES

16	Millwood,K	BAL
15	Kazmir,S	LAA
15	Shields,J	TB
15	Burnett,A	NY
14	Fister,D	SEA
<b>14</b>	<b>Braden,D</b>	<b>OAK</b>
14	Guthrie,J	BAL
14	Greinke,Z	KC
14	Carmona,F	CLE
13	5 PLAYERS TIED	

## HOME RUNS ALLOWED

34	Shields,J	TB
32	Vazquez,J	NY
30	Millwood,K	BAL
28	Garza,M	TB
27	Santana,E	LAA
26	Bergesen,B	BAL
25	8 PLAYERS TIED	

## FEWEST WALKS PER 9 IP

0.8	Lee,C	TEX
1.5	Pavano,C	MIN
1.7	Fister,D	SEA
2.0	Marcum,S	TOR
<b>2.0</b>	<b>Braden,D</b>	<b>OAK</b>
2.1	Buehrle,M	CWS
2.1	Porcello,R	DET
2.1	Guthrie,J	BAL
2.2	Weaver,J	LAA
2.3	Greinke,Z	KC

# SPRING TRAINING STATISTICS AND RESULTS

## FINAL BATTING STATISTICS

BATTERS	AVG	G	AB	R	H	2B	3B	HR	RBI	BB	SO
Affronti	1.000	1	1	0	1	0	0	0	0	0	0
Barton	.265	21	49	11	13	6	0	1	7	22	12
Brown	.250	12	24	5	6	2	0	0	2	2	7
Buck	.265	23	49	12	13	3	1	4	8	5	14
Cardenas	.381	13	21	5	8	0	0	0	4	2	1
Carson	.158	16	19	2	3	1	0	1	2	2	7
Carter	.160	17	25	3	4	2	0	1	2	2	10
Chavez	.234	16	47	4	11	0	1	2	5	2	5
Chen	.000	2	1	0	0	0	0	0	0	0	0
Crisp	.432	12	37	8	16	4	0	2	8	3	3
Crumbless	.000	1	1	0	0	0	0	0	0	0	0
Cust	.216	19	51	4	11	5	0	1	3	9	20
Davis	.217	18	69	8	15	4	1	0	6	3	10
Donaldson	.333	9	9	2	3	1	0	1	5	2	1
Ellis	.315	19	54	6	17	3	0	0	8	5	7
Fox	.151	25	53	6	8	0	0	3	9	4	12
Galarraga	.500	1	2	0	1	0	0	0	1	0	0
Green	.000	3	2	0	0	0	0	0	0	0	1
Gross	.278	24	54	11	15	2	1	0	12	8	12
G. Hernandez	---	1	0	0	0	0	0	0	0	0	0
Kleen	.000	1	1	0	0	0	0	0	0	0	1
Kouzmanoff	.288	21	66	8	19	8	0	3	16	2	3
McPherson	.200	8	10	4	2	0	0	1	1	3	4
Patterson	.284	27	67	9	19	4	2	0	8	9	11
Pennington	.302	21	53	12	16	1	2	0	5	12	5
Peterson	1.000	1	1	0	1	0	0	0	1	0	0
Petit (Oak)	.545	8	11	1	6	1	1	0	2	4	2
Powell	.162	20	37	1	6	1	0	0	5	3	14
Recker	.333	10	12	2	4	0	0	2	4	3	3
Rosales	.281	23	57	11	16	2	0	2	6	6	8
Sogard	.273	18	22	6	6	2	1	0	6	5	4
Stassi	.333	3	3	1	1	0	0	1	1	0	1
Sulentic	---	1	0	0	0	0	0	0	0	0	0
Suzuki	.208	19	53	7	11	3	0	3	10	3	6
Sweeney	.313	21	64	10	20	6	0	0	6	5	8
Taylor	.189	19	37	5	7	0	0	1	4	0	8
Tollerson	.174	18	23	2	4	0	0	0	4	1	2
Weeks	.286	7	7	4	2	1	1	0	1	1	2
Whitney	.250	5	4	1	1	0	0	0	0	2	2
<b>Team</b>	<b>.259</b>	<b>32</b>	<b>1106</b>	<b>171</b>	<b>286</b>	<b>62</b>	<b>11</b>	<b>29</b>	<b>162</b>	<b>131</b>	<b>216</b>
<b>Opponent</b>	<b>.298</b>	<b>32</b>	<b>1126</b>	<b>201</b>	<b>335</b>	<b>79</b>	<b>29</b>	<b>185</b>	<b>123</b>	<b>209</b>	

## FINAL PITCHING STATISTICS

PITCHERS	W	L	ERA	G	GS	IP	H	R	ER	BB	SO
Anderson	0	1	4.42	5	5	18.1	18	9	9	6	16
Bailey	1	1	1.42	7	0	6.1	6	1	1	1	6
Benacka	0	0	0.00	1	0	1.0	1	0	0	0	1
Blevins	0	0	4.63	9	0	11.2	9	6	6	3	9
Bowers	1	0	1.50	5	0	6.0	6	1	1	4	5
Braden	0	1	5.91	5	5	21.1	30	15	14	4	12
Breslow	0	0	1.50	7	0	6.0	5	1	1	4	3
Cahill	1	1	5.95	6	4	19.2	22	13	13	5	16
Capra	0	1	6.75	1	0	2.2	5	2	2	0	2
Cassevah (Oak)	0	0	4.50	2	0	2.0	2	1	1	0	2
De Los Santos	0	0	43.20	3	0	1.2	9	12	8	5	1
Demel	0	1	10.38	5	0	4.1	12	6	5	3	4
DiNardo	0	1	13.50	4	0	6.0	13	11	9	4	5
Duchscherer	2	0	5.54	3	3	13.0	16	11	8	3	8
Figueroa	0	0	0.00	3	0	4.0	4	0	0	3	3
Friend	0	0	0.00	1	0	1.0	1	0	0	0	1
Gaudin (Tot)	0	3	7.94	6	2	11.1	19	11	10	5	5
Gaudin (Oak)	0	0	4.50	2	0	2.0	3	1	1	0	0
Gonzalez	1	2	2.96	6	5	24.1	14	8	8	13	25

PITCHERS	W	L	ERA	G	GS	IP	H	R	ER	BB	SO
F. Hernandez	0	0	3.38	9	0	10.2	9	4	4	4	5
Hornbeck	0	0	2.08	2	0	4.1	4	2	1	3	4
Hunton	0	0	0.00	1	0	1.0	0	0	0	0	2
Jennings	1	2	10.45	5	2	10.1	18	12	12	7	9
Kilby	1	1	6.75	10	0	10.2	11	8	8	9	5
Lansford	0	0	0.00	1	0	0.2	0	0	0	0	0
Leon	0	0	0.00	2	0	3.0	2	0	0	0	3
Mazzaro	1	0	6.28	5	2	14.1	15	11	10	8	5
McBeth	1	0	5.06	5	0	5.1	5	3	3	3	1
Meloan	0	0	10.80	2	0	1.2	4	3	2	0	1
Mortensen	0	0	13.50	3	1	6.0	10	9	9	3	2
Ramirez (Tot)	0	0	3.86	5	0	7.0	8	3	3	2	8
Ramirez (Oak)	0	0	3.18	4	0	5.2	5	2	2	2	5
Ray	0	0	0.00	1	0	1.0	1	0	0	0	0
Rodriguez	0	0	4.82	9	0	9.1	9	5	5	8	11
Ross	1	0	2.79	5	0	9.2	11	7	3	2	12
Sheets	1	3	11.20	5	5	13.2	23	20	17	10	10
Souza	0	1	15.75	4	0	4.0	10	7	7	2	6
Vaughan	0	0	0.00	1	0	0.1	0	0	0	0	0
Wright	0	0	3.60	2	0	5.0	5	2	2	0	2
Wuertz	0	1	4.50	2	0	2.0	3	1	1	1	1
Ziegler	0	0	5.59	10	0	9.2	14	7	6	2	5
<b>Team</b>	<b>12</b>	<b>17</b>	<b>5.66</b>	<b>32</b>	<b>32</b>	<b>279.2</b>	<b>335</b>	<b>201</b>	<b>176</b>	<b>123</b>	<b>209</b>
<b>Opponent</b>	<b>17</b>	<b>12</b>	<b>4.92</b>	<b>32</b>	<b>32</b>	<b>283.2</b>	<b>286</b>	<b>171</b>	<b>155</b>	<b>131</b>	<b>216</b>

## RESULTS

DATE	OPPONENT	SCORE	RECORD	WINNER	LOSER	ATTEND.
March 4	at Chicago (NL)	L, 3-9	0-1	Wells	Cahill	7,496
March 5	Milwaukee	W, 8-7	1-1	Bailey	Dillard	4,617
March 6	Los Angeles (AL)	W, 4-2	2-1	McBeth	Chick	6,469
March 7	at Los Angeles (AL)	Cancelled, Rain				
March 8	Chicago (NL)	L, 3-10	2-2	Dempster	Gonzalez	4,301
March 9	Texas	T, 8-8	2-2-1			2,488
	at Kansas City	L, 10-11	2-3-1	Colon	Demel	2,247
March 10	Chicago (AL)	L, 5-9	2-4-1	Hudson	Sheets	3,428
March 11	at Milwaukee	W, 7-3	3-4-1	Jennings	Rivas	4,015
March 12	at Arizona	L, 1-10	3-5-1	Anderson	Kennedy	4,819
March 13	San Diego	W, 10-9 (10)	4-5-1	Bowers	Webb	5,495
	at San Francisco	W, 8-7	5-5-1	Gonzalez	Cain	12,000
March 14	Kansas City	W, 10-3	6-5-1	Cahill	Davis	5,705
March 15	at Cincinnati	L, 5-13	6-6-1	Lincoln	Sheets	4,602
March 16	OFF DAY					
March 17	San Francisco	L, 1-6	6-7-1	Affeldt	Souza	8,758*
March 18	Arizona	W, 7-3	7-7-1	Ross	Mulvey	9,038*
March 19	at Colorado	L, 4-10	7-8-1	Corpas	DiNardo	5,067
March 20	Chicago (NL)	W, 7-4	8-8-1	Sheets	Gorzalanny	7,947*
	at Cleveland	L, 4-12	8-9-1	Talbot	Jennings	4,135
March 21	Cincinnati	L, 3-4	8-10-1	Burton	Wuertz	6,332
March 22	at Seattle	W, 7-2	9-10-1	Duchscherer	Snell	7,264
March 23	OFF DAY					
March 24	Los Angeles (NL)	T, 3-3	9-10-2			7,917*
March 25	at San Francisco	L, 3-6	9-11-2	Wellemeier	Jennings	11,620
March 26	at Texas	W, 6-3	10-11-2	Mazzaro	Harden	4,216
	at Chicago (NL)	W, 5-2	11-11-2	Kilby	Marmol	12,211
March 27	at Kansas City	L, 12-14	11-12-2	Bullington	Capra	7,436
March 28	Colorado	T, 6-6	11-12-3			6,194
March 29	Seattle	L, 2-3	11-13-3	Teixeira	Bailey	6,165
March 30	at Chicago (AL)	L, 0-2	11-14-3	Buehrle	Sheets	6,133
March 31	Cincinnati	L, 3-8	11-15-3	Leake	Braden	4,639
April 1	*San Francisco	W, 9-0	12-15-3	Duchscherer	Zito	24,955
April 2	*San Francisco	L, 1-2	12-16-3	Mota	Kilby	28,587
April 3	*San Francisco	L, 6-10	12-17-3	Sanchez	Gonzalez	16,014

\*at San Francisco \*at Oakland

INN 9 MIN 0



*Jim "Catfish" Hunter takes the mound in the ninth inning of his Perfect Game against Minnesota, May 8, 1968.*



**RECORDS**

# ATHLETICS YEAR-BY-YEAR

YEAR	POS.	W	L	PCT.	GA/GB	WILD CARD	MANAGER	HOME	ROAD
1901	4	74	62	.544	-9		Connie Mack	42-24	32-38
1902	****1	83	53	.610	+5		Connie Mack	56-17	27-36
1903	2	75	60	.556	-14½		Connie Mack	44-21	31-39
1904	5	81	70	.536	-12½		Connie Mack	47-31	34-39
1905	****1	92	56	.622	+2		Connie Mack	50-23	42-33
1906	4	78	67	.538	-12		Connie Mack	48-23	30-44
1907	2	88	57	.607	-1½		Connie Mack	50-20	38-37
1908	6	68	85	.444	-22		Connie Mack	46-30	22-55
1909	2	95	58	.621	-3½		Connie Mack	49-27	46-31
1910	****1	102	48	.680	+14½		Connie Mack	57-19	45-29
1911	****1	101	50	.669	+13½		Connie Mack	54-20	47-30
1912	3	90	62	.592	-15		Connie Mack	45-32	45-30
1913	****1	96	57	.627	+6½		Connie Mack	50-26	46-31
1914	****1	99	53	.651	+8½		Connie Mack	51-24	48-29
1915	8	43	109	.283	-58½		Connie Mack	20-55	23-54
1916	8	36	117	.235	-54½		Connie Mack	23-53	13-64
1917	8	55	98	.359	-44½		Connie Mack	29-47	26-51
1918	8	52	76	.406	-24		Connie Mack	35-32	17-44
1919	8	36	104	.257	-52		Connie Mack	21-49	15-55
1920	8	48	106	.312	-50		Connie Mack	25-50	23-56
1921	8	53	100	.346	-45		Connie Mack	28-47	25-53
1922	7	65	89	.422	-29		Connie Mack	38-39	27-50
1923	6	69	83	.454	-29		Connie Mack	34-41	35-42
1924	5	71	81	.467	-20		Connie Mack	36-39	35-42
1925	2	88	64	.579	-8½		Connie Mack	51-26	37-38
1926	3	83	67	.553	-6		Connie Mack	44-27	39-40
1927	2	91	63	.591	-19		Connie Mack	50-27	41-36
1928	2	98	55	.641	-2½		Connie Mack	52-25	46-30
1929	****1	104	46	.693	+18		Connie Mack	57-16	47-30
1930	****1	102	52	.662	+8		Connie Mack	58-18	44-34
1931	****1	107	45	.704	+13½		Connie Mack	60-15	47-30
1932	2	94	60	.610	-13		Connie Mack	51-26	43-34
1933	3	79	72	.523	-19½		Connie Mack	46-29	33-43
1934	5	68	82	.453	-31		Connie Mack	34-40	34-42
1935	8	58	91	.389	-34		Connie Mack	30-42	28-49
1936	8	53	100	.346	-49		Connie Mack	31-46	22-54
1937	7	54	97	.358	-46½		Connie Mack	27-50	27-47
1938	8	53	99	.349	-46		Connie Mack	28-47	25-52
1939	7	55	97	.362	-51½		Connie Mack	28-48	27-49
1940	8	54	100	.351	-36		Connie Mack	29-42	25-58
1941	8	64	90	.416	-37		Connie Mack	36-41	28-49
1942	8	55	99	.357	-48		Connie Mack	25-51	30-48
1943	8	49	105	.318	-49		Connie Mack	27-51	22-54
1944	5	72	82	.468	-17		Connie Mack	39-37	33-45
1945	8	52	98	.347	-34½		Connie Mack	39-35	13-63
1946	8	49	105	.318	-55		Connie Mack	31-46	18-59
1947	5	78	76	.506	-19		Connie Mack	39-38	39-38
1948	4	84	70	.545	-12½		Connie Mack	36-41	48-29
1949	5	81	73	.526	-16		Connie Mack	52-25	29-48
1950	8	52	102	.338	-46		Connie Mack	29-48	23-54
1951	6	70	84	.455	-28		Jimmie Dykes	38-41	32-43
1952	4	79	75	.513	-16		Jimmie Dykes	45-32	34-43
1953	7	59	95	.383	-41½		Jimmie Dykes	27-50	32-45
1954	8	51	103	.331	-60		Eddie Joost	29-47	22-56
<b>Philadelphia Totals</b>		<b>3886</b>	<b>4248</b>	<b>.478</b>				<b>2146-1896</b>	<b>1740-2352</b>
1955	6	63	91	.409	-33		Lou Boudreau	33-43	30-48
1956	8	52	102	.338	-45		Lou Boudreau	22-55	30-47
1957	7	59	94	.386	-38½		Boudreau (36-67)/Craft (23-27)	37-40	22-54
1958	7	73	81	.474	-19		Harry Craft	43-34	30-47
1959	7	66	88	.429	-28		Harry Craft	37-40	29-48
1960	8	58	96	.377	-39		Bob Elliot	34-43	24-53

YEAR	POS.	W	L	PCT.	GA/GB	WILD CARD	MANAGER	HOME	ROAD
1961	9t	61	100	.379	-47½		Joe Gordon (26-33)/Bauer (35-67)	33-47	28-53
1962	9	72	90	.444	-24		Hank Bauer	39-42	33-48
1963	8	73	89	.451	-31½		Ed Lopat	36-45	37-44
1964	10	57	105	.352	-42		Lopat (17-35)/Mel McGaha (40-70)	26-55	31-50
1965	10	59	103	.364	-43		McGaha (5-21)/Haywood Sullivan (54-82)	33-48	26-55
1966	7	74	86	.463	-23		Alvin Dark	42-39	32-47
1967	10	62	99	.385	-29½		Dark (52-69)/Luke Appling (10-30)	37-44	25-55
<b>Kansas City Totals</b>		<b>829</b>	<b>1224</b>	<b>.404</b>				<b>452-575</b>	<b>377-649</b>
1968	6	82	80	.506	-21		Bob Kennedy	44-38	38-42
1969	2	88	74	.543	-9		Hank Bauer (80-69)/McNamara (8-5)	49-32	39-42
1970	2	89	73	.549	-9		John McNamara	49-32	40-41
1971	**1	101	60	.627	+16		Dick Williams	46-35	55-25
1972	****1	93	62	.600	+5½		Dick Williams	48-29	45-33
1973	****1	94	68	.580	+6		Dick Williams	50-31	44-37
1974	****1	90	72	.556	+5		Alvin Dark	49-32	41-40
1975	**1	98	64	.605	+7		Alvin Dark	54-27	44-37
1976	2	87	74	.540	-2½		Chuck Tanner	51-30	36-44
1977	7	63	98	.391	-38½		Jack McKeon (26-27)/Winkles (37-71)	35-46	28-52
1978	6	69	93	.426	-23		Bobby Winkles (24-15)/McKeon (45-78)	38-42	31-51
1979	7	54	108	.333	-34		Jim Marshall	31-50	23-58
1980	2	83	79	.512	-14		Billy Martin	46-35	37-44
1981	**1	64	45	.587	+5		Billy Martin	35-21	29-24
1982	5	68	94	.420	-25		Billy Martin	36-45	32-49
1983	4	74	88	.457	-25		Steve Boros	42-39	32-49
1984	4	77	85	.475	-7		Boros (20-24)/Moore (57-61)	44-37	33-48
1985	4	77	85	.475	-14		Jackie Moore	43-36	34-49
1986	3t	76	86	.469	-16		Moore (29-44)/Jeff Newman (2-8)/ Tony La Russa (45-34)	47-36	29-50
1987	3	81	81	.500	-4		Tony La Russa	42-39	39-42
1988	****1	104	58	.642	+13		Tony La Russa	54-27	50-31
1989	****1	99	63	.611	+7		Tony La Russa	54-27	45-36
1990	****1	103	59	.636	+9		Tony La Russa	51-30	52-29
1991	4	84	78	.519	-11		Tony La Russa	47-34	37-44
1992	**1	96	66	.593	+6		Tony La Russa	51-30	45-36
1993	7	68	94	.420	-26		Tony La Russa	38-43	30-51
1994	2	51	63	.447	-1		Tony La Russa	24-32	27-31
1995	4	67	77	.465	-11½	7th (-12)	Tony La Russa	38-34	29-43
1996	3	78	84	.481	-12	t6th (-10)	Art Howe	40-41 <sup>1</sup>	38-43
1997	4	65	97	.401	-25	11th (-31)	Art Howe	35-46	30-51
1998	4	74	88	.457	-14	7th (-18)	Art Howe	39-42	35-46
1999	2	87	75	.537	-8	2nd (-7)	Art Howe	52-29	35-46
2000	**1	91	70	.565	+½	n/a	Art Howe	47-34	44-36
2001	*2	102	60	.630	-14	1st (+17)	Art Howe	53-28	49-32
2002	**1	103	59	.636	+4	n/a	Art Howe	54-27	49-32
2003	**1	96	66	.593	+3	n/a	Ken Macha	57-24	39-42
2004	2	91	71	.562	-1	2nd (-7)	Ken Macha	52-29	39-42
2005	2	88	74	.543	-7	3rd (-7)	Ken Macha	45-36	43-38
2006	**1	93	69	.574	+4	n/a	Ken Macha	49-32	44-37
2007	3	76	86	.469	-18	6th (-18)	Bob Geren	40-41	36-45
2008	3	75	86	.466	-24½	7th (-19½)	Bob Geren	43-38 <sup>2</sup>	32-48
2009	4	75	87	.463	-22	t7th (-20)	Bob Geren	40-41	35-46
2010	2	81	81	.500	-9	t5 (-14)	Bob Geren	47-34	34-47
<b>Oakland Totals</b>		<b>3555</b>	<b>3280</b>	<b>.520</b>				<b>1929-1491</b>	<b>1626-1789</b>
<b>Athletics Totals</b>		<b>8270</b>	<b>8752</b>	<b>.486</b>				<b>4527-3962</b>	<b>3743-4790</b>

\* American League Wild Card Champions (1 time)

\*\* American League Western Division Champions (14 times)

\*\*\* American League Champions (15 times: Oakland 6 times, Philadelphia 9 times)

\*\*\*\* World Champions (9 times: Oakland 4 times, Philadelphia 5 times)

<sup>1</sup> includes 2-4 record at Las Vegas<sup>2</sup> includes 1-1 record at Tokyo



# ATHLETICS VS. THE AMERICAN LEAGUE

YEAR	BAL	BOS	CAL	CHI	CLE	DET	MIL	MIN	NY	STL	WAS	TOTAL
1901	8-12	10-10		8-12	14-6	9-7	14-6				11-9	74-62
1902	13-6	11-9		10-10	12-8	16-4				9-10	12-6	83-53
1903		6-13		14-6	11-9	9-11			8-10	11-8	16-3	75-60
1904		9-13		14-8	10-11	12-10			9-12	11-10	16-6	81-70
1905		15-7		12-9	15-7	13-9			11-8	15-7	11-9	92-56
1906		14-8		9-12	10-12	13-6			8-13	9-11	15-5	78-67
1907		14-8		12-10	14-8	8-11			9-10	14-6	17-4	88-57
1908		12-10		9-13	6-16	8-14			14-8	8-13	11-11	68-85
1909		11-10		10-12	13-9	14-8			14-8	14-8	19-3	95-58
1910		18-4		14-8	14-7	13-9			12-9	17-5	14-6	102-48
1911		13-9		11-9	17-5	10-12			15-6	20-2	15-7	101-50
1912		7-15		10-12	14-8	13-9			17-5	16-6	13-7	90-62
1913		11-11		11-11	13-9	15-7			17-5	15-6	14-8	96-57
1914		9-12		17-5	19-3	12-9			14-8	15-7	13-9	99-53
1915		5-17		3-19	7-15	5-17			9-11	6-16	8-14	43-109
1916		6-16		4-18	4-18	4-18			7-15	5-17	6-15	36-117
1917		3-18		7-15	6-16	10-12			7-15	11-11	11-11	55-98
1918		6-13		10-11	7-13	11-9			4-8	8-10	6-12	52-76
1919		6-14		3-17	4-16	6-14			2-18	7-13	8-12	36-104
1920		9-13		6-16	6-16	10-12			3-19	8-14	6-16	48-106
1921		10-12		8-14	7-15	7-14			5-17	5-17	11-11	53-100
1922		12-10		10-12	11-11	6-16			5-17	9-13	12-10	65-89
1923		7-13		12-10	10-12	10-12			6-16	9-13	15-7	69-83
1924		10-12		11-11	11-11	11-11			8-12	13-9	7-15	71-81
1925		17-5		14-8	11-11	14-8			13-9	12-10	7-13	88-64
1926		14-8		15-6	8-14	11-11			13-9	15-7	7-12	83-67
1927		16-6		14-8	12-10	13-9			8-14	16-6	12-10	91-63
1928		18-3		16-6	16-6	14-8			6-16	16-6	12-10	98-55
1929		18-4		13-9	14-7	18-4			14-8	11-10	16-4	104-46
1930		18-4		16-6	15-7	15-7			12-10	16-6	10-12	102-52
1931		16-4		19-3	18-4	18-4			11-11	14-8	11-11	107-45
1932		18-4		15-7	12-10	15-7			8-14	16-6	10-12	94-60
1933		8-14		10-12	16-6	11-11			9-12	14-6	11-11	79-72
1934		9-12		13-9	9-13	10-12			7-15	9-12	11-9	68-82
1935		6-16		10-12	10-12	5-14			6-14	11-11	10-12	58-91
1936		9-13		7-15	9-13	5-17			6-16	11-10	6-16	53-100
1937		3-17		7-15	9-13	8-14			8-14	11-11	8-13	54-97
1938		8-14		10-12	4-18	8-14			5-16	12-9	6-16	53-99
1939		4-18		11-11	4-18	11-11			4-18	13-9	8-12	55-97
1940		4-18		6-16	8-14	11-11			9-13	8-14	8-14	54-100
1941		6-16		12-10	7-15	9-13			8-14	11-11	11-11	64-90
1942		8-14		10-12	6-16	9-13			6-16	6-16	10-12	55-99
1943		11-11		4-18	6-16	9-13			6-16	8-14	5-17	49-105
1944		11-11		13-9	10-12	11-11			9-13	9-13	9-13	72-82
1945		8-14		10-12	6-12	7-15			6-16	10-12	5-17	52-98
1946		5-17		10-12	7-15	5-17			6-16	10-12	6-16	49-105
1947		12-10		11-11	11-11	11-11			9-13	13-9	11-11	78-76
1948		10-12		16-6	6-16	10-12			10-12	18-4	14-8	84-70
1949		8-14		16-6	13-9	8-14			8-14	12-10	16-6	81-73
1950		3-19		11-11	5-17	5-17			7-15	8-14	13-9	52-102
1951		7-15		13-9	6-16	9-13			9-13	14-8	12-10	70-84
1952		10-12		11-11	9-13	17-5			9-13	14-8	9-13	79-75
1953		7-15		12-10	3-19	11-11			5-17	13-9	8-14	59-95
1954	12-10	7-15		5-17	4-18	9-13			4-18		10-12	51-103
1955	12-10	8-14		8-14	5-17	10-12			7-15		13-9	63-91
1956	7-15	10-12		8-14	5-17	6-16			4-18		12-10	52-102
1957	5-16	6-16		8-14	11-11	14-8			3-19		12-10	59-94
1958	10-12	10-12		10-12	12-10	10-12			9-13		12-10	73-81
1959	14-8	11-11		10-12	7-15	7-15			5-17		12-10	66-88
1960	9-13	9-13		7-15	7-15	12-10			7-15		7-15	58-96

YEAR	BAL	BOS	CHI	CLE	DET	KC	LAA	MIL	MIN	NY	SEA	SEAP	TB	TEX	TOR	WAS	TOT.
1961	5-13	8-10	4-14	9-8	6-12		9-9		7-11	4-14						9-9	61-100
1962	8-10	8-10	9-9	7-11	6-12		6-12		8-10	5-13						15-3	72-90
1963	9-9	11-7	6-12	7-11	5-13		10-8		9-9	6-12						10-8	73-89
1964	5-13	6-12	2-16	8-10	7-11		6-12		9-9	6-12						8-10	57-105
1965	7-11	7-11	5-13	9-9	5-13		5-13		8-10	7-11						6-12	59-103
1966	5-11	9-9	5-13	12-6	12-6		9-9		8-10	5-13						9-9	74-86
1967	8-10	6-12	10-8	7-11	6-12		4-14		8-10	7-11						6-11	62-99
1968	9-9	10-8	8-10	12-6	5-13		13-5		10-8	8-10						7-11	82-80
1969	4-8	8-4	10-8	7-5	5-7	10-8	12-6		5-13	6-6		13-5				8-4	88-74
1970	5-7	5-7	16-2	5-7	6-6	11-7	10-8	10-8	5-13	6-6						10-2	89-73
1971	4-7	9-3	7-11	8-4	8-4	13-5	11-7	15-3	10-8	7-5						9-3	101-60
1972	6-6	3-9	8-7	10-2	8-4	11-7	10-8	8-4	9-8	9-3			11-4				93-62
1973	7-5	8-4	12-6	9-3	5-7	10-8	12-6	8-4	4-14	8-4				11-7			94-68
1974	6-6	4-8	11-7	7-5	7-5	10-8	12-6	7-5	13-5	5-7			8-10				90-72
1975	8-4	6-6	9-9	10-2	6-6	11-7	11-7	7-5	12-6	6-6			12-6				98-64
1976	8-4	8-4	9-8	8-4	6-6	9-9	12-6	7-5	7-11	6-6			7-11				87-74
1977	2-8	3-8	5-10	3-7	5-5	6-9	10-5	5-5	6-8	2-9	7-8		2-13	7-3			63-98
1978	0-11	5-5	8-7	6-4	4-6	5-10	6-9	1-9	6-9	2-8	13-2		6-9	7-4			69-93
1979	4-8	3-9	4-9	4-8	5-7	4-9	3-10	6-6	4-9	3-9	8-5		2-11	4-8			54-108
1980	5-7	3-9	7-6	6-6	6-6	7-6	10-3	5-7	7-6	4-8	8-5		7-6	8-4			83-79
1981	5-7	5-7	6-7	2-3	2-1	3-3	8-2	2-4	8-2	3-4	6-1		4-2	10-2			64-45
1982	5-7	4-8	4-9	8-4	3-9	6-7	4-9	5-7	10-3	5-7	6-7		5-8	3-9			68-94
1983	4-8	4-8	5-8	5-7	6-6	6-7	8-5	6-6	9-4	4-8	9-4		2-11	6-6			74-88
1984	6-6	5-7	7-6	5-7	3-9	8-5	6-7	8-4	5-8	4-8	8-5		8-5	4-8			77-85
1985	5-7	4-8	5-8	9-3	4-8	5-8	7-6	9-3	5-8	5-7	8-5		6-7	5-7			77-85
1986	7-5	5-7	6-7	2-10	6-6	5-8	3-10	7-5	7-6	7-5	10-3		3-10	8-4			76-86
1987	5-7	8-4	4-9	8-4	7-5	8-5	7-6	6-6	3-10	7-5	8-8		6-7	7-5			81-81
1988	8-4	9-3	8-5	8-4	8-4	5-8	9-4	9-3	8-5	6-6	9-4		8-5	9-3			104-58
1989	7-5	5-7	8-5	10-2	8-4	6-7	8-5	7-5	7-6	9-3	9-4		8-5	7-5			99-63
1990	8-4	8-4	5-8	8-4	6-6	9-4	9-4	7-5	7-6	12-0	9-4		8-5	7-5			103-59
1991	9-3	4-8	6-7	7-5	8-4	7-6	12-1	4-8	5-8	6-6	6-7		4-9	6-6			84-78
1992	6-6	7-5	8-5	6-6	6-6	9-4	8-5	5-7	8-5	6-6	12-1		9-4	6-6			96-66
1993	2-10	3-9	6-7	4-8	4-8	7-6	7-6	5-8	5-8	6-6	9-4		5-8	5-7			68-94
1994	5-7	3-9	3-6	0-6	4-5	3-7	6-3	1-4	5-2	5-7	4-3		7-3	5-1			51-63
1995	7-5	4-8	5-7	0-7	3-2	8-5	7-6	2-7	7-5	9-4	7-6		5-8	3-7			67-77
1996	4-9	5-8	7-5	6-6	8-4	7-5	7-6	5-7	7-6	3-9	8-5		7-6	4-8			78-84
1997	3-8	4-7	3-8	4-7	4-7	8-3	1-11	6-5	4-7	5-6	7-7		5-7	6-5			58-88
1998	3-8	2-9	7-4	8-3	4-7	4-7	7-5		7-4	3-8	5-7		5-6	6-6	5-6		66-80
1999	7-5	6-4	7-3	2-10	6-4	6-6	4-8		5-7	4-6	6-6		9-1	5-7	8-2		75-69
2000	8-4	5-5	3-6	6-6	4-6	8-4	8-5		7-5	3-6	9-4		7-2	5-7	7-3		80-63
2001	7-2	5-4	8-1	3-4	6-1	6-3	14-6		4-5	6-3	9-10		7-2	9-10	6-3		90-54
2002	5-4	3-6	7-2	5-2	6-1	8-1	11-9		6-3	4-5	8-11		8-1	13-6	3-6		87-57
2003	7-2	4-3	5-4	6-3	6-3	7-2	12-8		1-8	6-3	7-12		6-3	15-4	5-2		87-57
2004	7-0	1-8	7-2	3-6	5-4	7-2	9-10		5-2	2-7	11-8		7-2	11-9	6-3		81-63
2005	6-4	4-6	7-2	3-6	5-1	4-2	9-10		6-4	2-7	12-6		4-5	11-8	5-5		78-66
2006	4-2	7-3	3-3	6-3	4-5	5-4	8-11		4-6	6-3	17-2		6-3	9-10	6-4		85-59
2007	4-4	4-4	5-4	4-6	6-4	4-6	10-9		2-5	4-2	5-14		4-6	9-10	5-4		66-78
2008	5-0	4-6	4-5	4-5	6-3	3-6	9-10		5-5	1-5	10-9		3-6	7-12	4-6		65-78
2009	5-1	5-5	5-4	5-2	4-5	6-2	7-12		6-4	2-7	5-14		6-4	11-8	3-6		70-74
2010	7-3	5-4	5-4	6-3	3-3	6-3	8-11		3-6	1-9	13-6		4-5	9-10	3-4		73-71
<b>Totals</b>		<b>859-1049</b>		<b>883-1008</b>		<b>291-239</b>		<b>186-159</b>		<b>759-1121</b>				<b>383-376</b>			<b>8134-8640</b>
	<b>975-917</b>		<b>960-1016</b>		<b>899-976</b>		<b>414-373</b>		<b>973-986</b>		<b>283-207</b>		<b>76-46</b>		<b>193-167</b>		

**Note:** Baltimore record also includes Milwaukee Brewers (1901) and St. Louis Browns (1902-53). Minnesota record includes Washington Senators (1901-60). New York record includes Baltimore Orioles (1901-02). Milwaukee record includes Seattle Pilots (1969). Texas record includes Washington Senators (1961-71).

### 10 OR MORE RUNS IN AN INNING IN OAKLAND HISTORY

Runs	Opponent	Inning	Date	Runs	Opponent	Inning	Date
13	California	B-1	July 5, 1996	10	Seattle	B-3	June 23, 1992
10	Milwaukee	B-4	May 9, 1972	10	at Kansas City	T-3	June 18, 2000
10	at New York	T-5	August 29, 1989				

# ATHLETICS VS. THE NATIONAL LEAGUE

YEAR	ARI	ATL	CHI	CIN	COL	FLA	HOU	LA	MIL	NYM	PHI	PIT	STL	SD	SF	WAS	TOTAL
1997					1-3			1-3						3-1	2-2		7-9
1998	2-1				1-2			1-2						2-1	2-2		8-8
1999	2-1				3-0			3-0						1-2	3-3		12-6
2000	2-1				1-2			2-1						3-0	3-3		11-7
2001	3-0				3-0			2-1						2-1	2-4		12-6
2002				3-0			3-0		3-0			3-0			4-2		16-2
2003		1-2				1-2					1-2				3-3	3-0	9-9
2004			1-2	3-0								3-0	0-3		3-3		10-8
2005		2-1								2-1	2-1				4-2	0-3	10-8
2006	0-3				1-2			3-0						1-2	3-3		8-10
2007				2-1			2-1			0-3			1-2		5-1		10-8
2008	1-2	1-2				2-1					2-1				4-2		10-8
2009	1-2				0-3			1-2						2-1	1-5		5-13
2010			1-2	0-3								3-0	1-2		3-3		8-10
<b>Totals</b>	<b>11-10</b>	<b>4-5</b>	<b>2-4</b>	<b>8-4</b>	<b>10-12</b>	<b>3-3</b>	<b>5-1</b>	<b>13-9</b>	<b>3-0</b>	<b>2-4</b>	<b>5-4</b>	<b>9-0</b>	<b>2-7</b>	<b>14-8</b>	<b>42-38</b>	<b>3-3</b>	<b>136-112</b>

Note: Washington record also includes Montreal Expos (2003).

# ATHLETICS IN DIVISIONAL PLAY

YEAR	A.L. WEST			A.L. CENTRAL			A.L. EAST			NATIONAL LEAGUE		
	HOME	ROAD	TOTAL	HOME	ROAD	TOTAL	HOME	ROAD	TOTAL	HOME	ROAD	TOTAL
1969	26-19	24-21	50-40				23-13	15-21	38-34			
1970	27-18	25-20	52-38				22-14	15-21	37-35			
1971	24-21	32-13	56-34				22-14	23-12	45-26			
1972	28-13	21-21	49-34				20-16	24-12	44-28			
1973	26-19	23-22	49-41				24-12	21-15	45-27			
1974	31-14	23-22	54-36				18-18	18-18	36-36			
1975	32-13	23-22	55-35				22-14	21-15	43-29			
1976	27-18	17-27	44-45				24-12	19-17	43-29			
1977	23-22	13-31	36-53				12-24	15-21	27-45			
1978	23-21	21-25	44-46				15-21	10-26	25-47			
1979	15-24	10-29	25-53				16-26	13-29	29-55			
1980	25-14	21-18	46-32				21-21	16-26	37-47			
1981	15-11	20-6	35-17				20-10	9-18	29-28			
1982	19-20	16-23	35-43				17-25	16-26	33-51			
1983	22-17	17-22	39-39				20-22	15-27	35-49			
1984	25-14	17-22	42-36				19-23	16-26	35-49			
1985	21-16	15-26	36-42				22-20	19-23	41-43			
1986	18-20	15-24	33-44				29-16	14-26	43-42			
1987	17-22	16-23	33-45				25-17	23-19	48-36			
1988	24-15	23-16	47-31				30-12	27-15	57-27			
1989	25-14	21-18	46-32				29-13	24-18	53-31			
1990	22-17	25-14	47-31				29-13	27-15	56-28			
1991	25-14	15-24	40-38				22-20	22-20	44-40			
1992	29-10	25-14	54-24				22-20	20-22	42-42			
1993	20-19	19-20	39-39				18-24	11-31	29-55			
1994	8-5	9-4	17-9	5-14	7-11	12-25	11-13	11-16	22-29			
1995	13-7	6-13	19-20	11-15	11-16	22-31	14-12	12-14	26-26			
1996	11-9	11-8	22-17	18-12	14-17	32-29	11-20	13-18	24-38			
1997	5-13	6-12	11-25	13-14	12-16	25-30	13-15	9-18	22-33	4-4	3-5	7-9
1998	9-9	9-9	18-18	16-12	14-13	30-25	10-17	8-20	18-37	4-4	4-4	8-8
1999	11-7	4-14	15-21	16-10	10-20	26-30	17-11	17-7	34-18	8-1	4-5	12-6
2000	13-6	9-10	22-16	13-17	15-10	28-27	14-9	16-11	30-20	7-2	4-5	11-7
2001	16-13	16-13	32-26	9-7	18-7	27-14	21-6	10-8	31-14	7-2	5-4	12-6
2002	19-10	13-16	32-26	19-6	13-3	32-9	8-10	15-12	23-22	8-1	8-1	16-2
2003	20-9	14-15	34-24	12-6	13-14	25-20	19-6	9-7	28-13	6-3	3-6	9-9
2004	17-12	14-15	31-27	16-8	11-8	27-16	12-7	11-13	23-20	7-2	3-6	10-8
2005	15-14	17-10	32-24	13-8	12-7	25-15	10-12	11-15	21-27	7-2	3-6	10-8
2006	16-12	18-11	34-23	14-8	8-13	22-21	15-7	14-8	29-15	4-5	4-5	8-10

YEAR	A.L. WEST			A.L. CENTRAL			A.L. EAST			NATIONAL LEAGUE		
	HOME	ROAD	TOTAL	HOME	ROAD	TOTAL	HOME	ROAD	TOTAL	HOME	ROAD	TOTAL
2007	12-16	12-17	24-33	14-11	7-14	21-25	9-10	12-10	21-20	5-4	5-4	10-8
2008	14-14	12-17	26-31	13-9	9-15	22-24	11-11	6-12	17-23	5-4	5-4	10-8
2009	11-18	12-16	23-34	17-8	9-9	26-17	10-8	11-15	21-23	2-7	3-6	5-13
2010	18-11	12-16	30-27	9-8	14-11	23-19	14-12	6-13	20-25	6-3	2-7	8-10
<b>Totals</b>	<b>817-610</b>		<b>1508-1349</b>		<b>197-204</b>		<b>760-626</b>		<b>1404-1362</b>		<b>56-68</b>	
		<b>691-739</b>		<b>228-173</b>		<b>425-377</b>		<b>644-736</b>		<b>80-44</b>		<b>136-112</b>

## OAKLAND A'S MONTH-BY-MONTH

Year	March	April	May	June	July	August	September	October
1968	-	8-10	13-14	17-12	15-15	16-17	13-12	-
1969	-	11-8	12-13	17-9	18-11	16-15	13-17	1-1
1970	-	8-12	17-11	17-10	15-12	13-17	18-11	1-0
1971	-	17-8	16-10	17-8	14-13	23-8	14-13	-
1972	-	7-4	18-8	18-11	16-15	14-13	18-10	2-1
1973	-	9-11	15-13	18-11	17-12	20-7	15-14	-
1974	-	10-10	17-11	14-14	20-8	15-14	14-13	0-2
1975	-	12-8	16-10	20-9	18-11	15-16	17-10	-
1976	-	9-8	12-17	15-13	17-11	17-12	16-11	1-2
1977	-	12-9	10-15	10-17	10-19	10-18	11-18	0-2
1978	-	16-5	11-15	11-18	17-13	7-21	7-20	0-1
1979	-	8-14	9-19	5-24	8-20	14-15	10-16	-
1980	-	12-8	13-13	7-21	19-10	14-14	16-11	2-2
1981	-	18-3	13-17	6-3	-	10-9	15-12	2-1
1982	-	11-11	12-16	10-18	11-15	14-15	9-17	1-2
1983	-	11-9	11-16	14-15	12-17	17-13	8-16	1-2
1984	-	14-10	9-17	15-14	10-18	14-14	15-12	-
1985	-	9-12	13-12	17-10	13-14	15-14	8-20	2-3
1986	-	11-10	12-16	7-22	14-12	17-11	13-13	2-2
1987	-	9-14	15-10	16-11	12-15	15-14	12-15	2-2
1988	-	16-7	19-8	13-14	16-12	20-9	19-7	1-1
1989	-	18-8	16-10	13-14	16-10	18-11	17-10	1-0
1990	-	14-5	18-9	15-12	17-14	18-9	20-8	1-2
1991	-	13-7	15-12	13-15	15-12	15-14	11-15	2-3
1992	-	14-8	13-14	18-9	15-11	19-10	15-12	2-2
1993	-	7-11	12-16	12-14	12-17	9-21	15-13	1-2
1994	-	7-17	8-19	17-9	15-11	4-7	-	-
1995	-	1-4	16-12	16-12	8-20	17-12	9-16	0-1
1996	-	13-12	11-16	14-15	17-10	11-19	12-12	-
1997	-	13-13	9-21	12-15	8-19	11-16	12-13	-
1998	-	12-14	10-17	15-13	11-16	15-15	11-13	-
1999	-	10-14	17-10	10-16	16-10	19-10	13-14	2-1
2000	-	12-13	15-13	18-7	13-14	11-16	21-7	1-0
2001	-	8-17	18-9	12-15	19-8	22-7	17-4	6-0
2002	-	15-11	10-17	21-7	15-12	24-4	18-8	-
2003	-	17-10	14-13	15-12	16-11	20-9	14-11	-
2004	-	11-12	15-11	17-10	15-12	20-8	12-16	1-2
2005	-	12-12	7-20	19-8	20-6	17-11	11-17	2-0
2006	-	12-12	12-17	18-8	14-13	21-6	15-13	1-0
2007	-	12-13	14-13	15-13	9-18	17-12	9-17	-
2008	1-1	16-11	12-15	16-10	8-17	10-20	12-12	-
2009	-	8-11	11-18	13-15	12-14	14-15	17-10	0-4
2010	-	12-12	16-12	10-17	14-10	13-15	13-15	3-0
<b>Totals</b>	<b>1-1</b>	<b>495-438</b>	<b>572-595</b>	<b>613-550</b>	<b>597-558</b>	<b>661-553</b>	<b>575-544</b>	<b>41-41</b>

# ATHLETICS FRANCHISE RECORDS

## TEAM GENERAL

### Most Games Won

Season	107 (1931)
Home	60 (1931)
Road	55 (1971)
Consecutive	20 (August 13 to September 4, 2002)
Consecutive, Home	22 (July 15-August 31, 1931)
Consecutive, Road	14 (May 3-30, 1931)
vs. One Team	20 (St. Louis, 1911)
by Shutout	27 (1907, 1909)
by One Run	33 (2004)
Month	26 (July, 1931)

### Most Games Lost

Season	117 (1916)
Home	55 (1956, 1964)
Road	64 (1916)
Consecutive	20 (1916, 1943)
Consecutive, Home	13 (May 27-July 6, 1920)
Consecutive, Road	22 (July 11-August 23, 1943)
vs. One Team	19 (five times. Last: New York, 1957)
by Shutout	24 (1943)
Fewest lost by shutout	2 (1902, 1931 and 1932)
by One Run	40 (1908)
Month	28 (July, 1916)

### Most Games

Season	163 (1964, 1968)
Shutout	41 (1909)
One Run	65 (1908)
Month	40 (August, 1938)

### Highest Winning Percentage

Season	704 (1931)
Home	800 (1931)
Road	688 (1971)
Shutout Games	857 (1931, 12-2)
One-Run Games	698 (1928, 30-13)
Month	857 (August, 2002; 24-4) 857 (April, 1981; 18-3)
Homestand (min. 6 games)	1.000 (August 23-29, 2004; 7-0) 1.000 (September 3-10, 2001; 7-0) 1.000 (May 4-12, 1948; 7-0) 1.000 (nine times, last: June 13-18, 2006; 6-0)
Roadtrip (min. 6 games)	1.000 (May 9-21, 1931; 11-0) 1.000 (August 19-28, 2002; 10-0) 1.000 (April 9-16, 1981; 8-0)

### Lowest Winning Percentage

Season	235 (1916)
Home	267 (1915)
Road	169 (1916)
Shutout Games	045 (1919, 1-21)
One-Run Games	256 (1916, 11-32)
Month	067 (July, 1916; 2-28)
Homestand (min. 6 games)	000 (August 10-16, 1956; 0-6) 000 (July 5-11, 1937; 0-6) 000 (September 27-October 2, 1920; 0-6)
Road Trip (min. 6 games)	000 (13 times. Most losses: 0-9, September 22-October 1, 1995)

### Most Players Used

Season	56 (1915)
Pitchers, Season	27 (1915)
Game, Extra Innings	30 (vs. Chi., Sept. 19, 1972; 15 inn.)
Pitchers, Extra Innings	9 (vs. Sea., Sept. 20, 1997; 15 inn.)

### Fewest Players Used

Season	19 (1905)
Pitchers, Season	7 (1905)

### Length of Game

Most Innings	24 (at Boston, September 1, 1906) 24 (vs. Detroit, July 21, 1945)
Longest Time, 9 innings	4:15 (at Tampa Bay, May 31, 2002)

### Left On Base

Season, Most	1274 (2004)
Season, Fewest	925 (1957)
Nine Inning Game, Most (since 1920)	17 (at Chicago, September 18, 1982 17 (at St. Louis, June 12, 1949, 2nd Game)
Extra Inning Game, Most (since 1920)	21 (at Texas, July 1, 1979; 15 inn.) 21 (at Detroit, June 17, 1967; 19 inn.)
Extra Inning Game, Fewest	0 (New York, June 22, 1929; 14 inn.)

### Scoring Margin

Victory	22 (vs. Detroit, May 18, 1912; 24-2)
Shutout Victory	16 (vs. Chicago, July 25, 1928) 16 (vs. Chicago, August 29, 1937) 16 (vs. Chicago, May 23, 1959) 16 (vs. San Francisco, June 26, 2005)
Defeat	23 (vs. Chicago, April 23, 1955; 6-29) 23 (vs. New York, May 24, 1936; 2-25)
Shutout Defeat	21 (New York, August 13, 1939)
Largest Deficit Overcome to Win 12	(vs. Cle., June 15, 1925)

### Errors

Season, Most	338 (1915)
Season, Fewest	84 (2006)
Consecutive Games, No Errors	12 (June 3-15, 2002)

### Double Plays Turned

Most, Season	217 (1949)
Game	6 (several times. Last: at Chicago, May 17, 1995)

## TEAM BATTING

### Batting Average

Highest	307 (1925)
Lowest	223 (1908)

### Slugging Percentage

Highest	458 (2000)
Lowest	292 (1908)

### On-Base Percentage

Highest	372 (1927)
Lowest	281 (1908)

### Most At Bats

Season	5728 (2004)
Game (since 1920)	84 (vs. Detroit, July 21, 1945; 24 inn.)
Game, Nine Inn. (since 1920)	52 (at Boston, May 1, 1929)

**Most Runs**

Season	981 (1932)
Game	24 (vs. Detroit, May 18, 1912) 24 (vs. Boston, May 1, 1929)
Game, loss	16 (at Texas, May 5, 2000; 16-17)
Game, both clubs	36 (Boston, June 29, 1950; 14-22)
Inning	13 (vs. California, July 5, 1996; 1st) 13 (vs. Chicago, April 21, 1956; 2nd) 13 (vs. Cleveland, June 15, 1925; 8th)
Consecutive innings, no runs	48 (Sept. 22-26, 1906)
Two consecutive games	34 (June 18-19, 2000) 34 (June 14-15, 1969)
Three consecutive games	44 (June 17-19, 2000)
Consecutive games, one or more runs	113 (Aug. 23, 1931 to July 8, 1932)

**Most Hits**

Season	1659 (1925)
Game, Nine Innings	29 (Boston, May 1, 1929)
Game, Extra Innings	29 (at Texas, July 1, 1979; 15 inn.)

**Most Singles**

Season	1206 (1925)
Game (since 1920)	25 (at Texas, July 1, 1979; 15 inn.)

**Most Doubles**

Season	336 (2004)
Game (since 1920)	8 (11 times, last: vs. Balt., June 6, 2009)

**Most Triples**

Season	108 (1912)
Game	6 (vs. Detroit, May 18, 1912)

**Most Home Runs**

Season	243 (1996)
Season, Home	126 (2000)
Season, Road	130 (1996)
Season, Grand Slam	14 (2000)
Season, Pinch Hit	8 (1970)
Season, Inside The Park	13 (1911)
Season, vs. One Team	34 (Detroit, 1957)
Season, Back-To-Back	13 (2000)
Players with 30 or More Home Runs	3 (1996, 1999, 2001)
Players with 20 or More Home Runs	5 (1996, 1999, 2000, 2004)
Players with 10 or More Home Runs	9 (2000)
Month	55 (June, 1996 and August, 1999)
Game	8 (at California, June 27, 1996)
Game, Grand Slam	2 (at Seattle, September 10, 2007) 2 (at Toronto, August 24, 2003)
Inning	4 (vs. Boston, August 21, 1997 3rd inning: Giambi, Young, McDonald, Canseco) 4 (vs. Tampa Bay, August 1, 1999 4th inning: Tejada, Chavez, Giambi, Jaha) 4 (vs. Chicago, April 27, 2002 3rd inning: Hatteberg, Long, Pena, Menechino)
Consecutive	3 (12 times), last: vs. Texas, April 15, 2006 (Chavez, Thomas, Bradley)
Consecutive Games with a Home Run	23 (July 2-27, 1996)
Two consecutive games	12 (June 25-27, 1996)

**Most Total Bases**

Season	2546 (1996)
Game	44 (at California, June 27, 1996) 44 (Boston, May 1, 1929)

**Most Extra Base Hits**

Season	555 (2001)
Game (since 1920)	11 (six times, last: at Ari., June 17, 2008)

**Most Runs Batted In**

Season	923 (1932)
Game (since 1920)	23 (vs. Texas, September 30, 2000) 23 (at Boston, May 1, 1929)

**Most Walks**

Season	783 (1949)
Game (since 1920)	16 (vs. Chicago, May 2, 1952) 16 (at St. Louis, June 21, 1948)

**Most Strikeouts**

Season	1226 (2008)
Game	19 (at Seattle, June 24, 1997)

**Most Hit By Pitcher**

Season	.88 (2001)
Game (since 1920)	5 (at Anaheim, June 7, 2001)

**Most Sacrifice Hits**

Season	147 (1906)
Game (since 1920)	7 (at St. Louis, June 23, 1935, G#2)

**Most Sacrifice Flies**

Season	77 (1984)
Game	3 (37 times, last: vs. Texas, August 7, 2010)

**Most Grounded Into Double Plays**

Season	170 (1950 and 2006)
Game (since 1920)	6 (at Cleveland, August 31, 1949; G#1)
Game, Nine Innings (since 1920)	5 (16 times, last: at New York, May 12, 2006)

**Most Stolen Bases**

Season	341 (1976)
Game (since 1920)	12 (at Minnesota, August 1, 1976)

**TEAM PITCHING****Earned Run Average**

Lowest	1.79 (1910)
Highest	6.08 (1936)

**Complete Games**

Most	136 (1904)
Fewest	2 (1997 and 2009)

**Shutouts**

Most	27 (1907, 1909)
Fewest	1 (1919, 1997)
Consecutive	3 (10 times. Last: August 28-31, 1996)

**Saves**

Most	64 (1988 and 1990)
Fewest	13 (1980)

**Innings Pitched**

Most	1489.1 (1988)
Fewest	1324 (1938)

**Hits**

Most, Season	1734 (1997)
Most, Game (since 1920)	33 (at Cle., July 10, 1932; 18 inn.)
Most, Nine Inning Game (since 1920)	29 (vs. Chicago, April 23, 1955)
Fewest, Season	1069 (1909)

## Athletics Franchise Records, continued

### Runs Allowed

Most, Season	1045 (1936)
Most, Game	29 (vs. Chicago, April 23, 1955)
Fewest, Season	408 (1909)

### Earned Runs Allowed

Most	913 (1936)
Fewest	282 (1910)

### Walks Allowed

Most, Season	827 (1915)
Most, Season, Intentional	78 (1968)
Most, Game	18 (Detroit, May 9, 1916)
Most, Game, Intentional	5 (three times, last: at California, August 27, 1966)
Fewest, Season	366 (1904)
Fewest, Season, Intentional	19 (1990)

### Strikeouts

Most, Season	1124 (2009)
Most, Game	26 (vs. California, July 9, 1971; 20 inn.)
Most, Nine Inning Game (since 1920)	18 (at Seattle, April 19, 1986)
Fewest, Season	371 (1924)

### Home Runs Allowed

Most, Season	220 (1964)
Most, Game	8 (vs. New York, June 28, 1939)
Most, Inning	5 (vs. Minnesota, June 9, 1966; 7th inn.)
Most Grand Slams, Season	8 (1993, 1999)
Fewest, Season	8 (1910)
Fewest Grand Slams, Season	0 (17 times. Last: 2003)

### Hit Batters

Most, Season	81 (1911)
Most, Game (since 1920)	5 (at Detroit, August 11, 1965)
Fewest, Season	9 (1931)

### Wild Pitches

Most, Season	72 (1979)
Most, Game 4 (several times. Last: vs. Ana., Sept. 24, 1998)	
Fewest, Season	13 (1946)

## INDIVIDUAL BATTING

### Highest Batting Average

Career	.356 (Al Simmons, 1924-32, 40-41, 44)
Season, Right Hander	.426 (Nap Lajoie, 1901)
Season, Left Hander	.365 (Eddie Collins, 1911)
Season, Switch Hitter	.303 (Dave Philley, 1953)
Season, Pinch Hitter (min. 30 ab)	.452 (Elmer Valo, 1955)
Season, Designated Hitter	.328 (Erubiel Durazo, 2004)
Season, Rookie	.334 (Socks Seybold, 1901)

### Highest Slugging Percentage

Career	.640 (Jimmie Foxx, 1925-35)
Season, Right Hander	.749 (Jimmie Foxx, 1932)
Season, Left Hander	.660 (Jason Giambi, 2001)
Season, Switch Hitter	.493 (Nick Swisher, 2006)
Season, Rookie	.618 (Mark McGwire, 1997)

### Highest On-Base Percentage

Career	.440 (Jimmie Foxx, 1925-35)
Season, Left Hander	.477 (Jason Giambi, 2001)
Season, Right Hander	.469 (Jimmie Foxx, 1932)
Season, Switch Hitter	.381 (Nick Swisher, 2007)
Season, Rookie	.414 (Ferris Fain, 1947)

### Most Games Played

Career	1795 (Bert Campaneris, 1964-76)
Season	162 (Miguel Tejada, 2001, 2002 and 2003)
	162 (Terrence Long, 2001 and 2002)
	162 (Alfredo Griffin, 1985 and 1986)
	162 (Sal Bando, 1968, 1969 and 1973)
	162 (Norm Siebern, 1962)
Season, Rookie	160 (Phil Garner, 1975)
Consecutive	594 (Miguel Tejada, June 2, 2000-Sept. 28, 2003)

### Most At Bats

Career	7180 (Bert Campaneris, 1964-76)
Season	670 (Al Simmons, 1932)
Season, Rookie	611 (Dick Howser, 1961)
Game	11 (Irv Hall vs. Detroit, July 21, 1945)

### Most Runs

Career	1270 (Rickey Henderson, 1979-84, 89-95, 98)
Season	152 (Al Simmons, 1930)
Season, Rookie	108 (Dick Howser, 1961)
Game	5 (several times. Last: Luis Polonia at Kansas City, September 9, 1988)

### Most Hits

Career	1882 (Bert Campaneris, 1964-76)
Season, Right Hander	253 (Al Simmons, 1925)
Season, Left Hander	214 (Doc Cramer, 1935)
Season, Switch Hitter	188 (Dave Philley, 1953)
Season, Rookie	183 (Al Simmons, 1924)
Game	6 (Danny Murphy at Boston, July 8, 1902)
	6 (Jimmie Foxx vs. Wash., May 30, 1930; 1st game, 13 inn.)
	6 (Roger Cramer at Chicago, June 20, 1932)
	6 (Jimmie Foxx at Cleveland, July 10, 1932; 18 inn.)
	6 (Bob Johnson vs. Chi., June 16, 1934; 2nd game, 11 inn.)
	6 (Roger Cramer vs. Detroit, July 13, 1935)
	6 (Joe DeMaestri at Detroit, July 8, 1955; 11 inn.)
Consecutive	8 (several times. Last: Dave Magadan, August 26-30, 1997)
Hitting Streak	29 (Billy Lamar, May 30-June 29, 1925)
Consecutive Games Reaching Base (since 1920)	62 (Mark McGwire, September 16, 1995-June 18, 1996)

### Most Singles

Career	1472 (Bert Campaneris, 1964-76)
Season	174 (Al Simmons, 1925)
Season, Rookie	135 (Al Simmons, 1924)
Game	6 (Roger Cramer at Chicago, June 20, 1932)
	6 (Joe DeMaestri at Detroit, July 8, 1955; 11 inn.)

### Most Doubles

Career	365 (Jimmy Dykes, 1918-32)
Season	53 (Al Simmons, 1926)
Season, Rookie	44 (Bob Johnson, 1933)
Game	4 (Frankie Hayes at Cleveland, July 25, 1936)

### Most Triples

Career ..... 102 (Danny Murphy, 1902-13)  
Season ..... 21 (Frank Baker, 1912)  
Season, Rookie ..... 19 (Frank Baker, 1909)  
Game ..... 3 (Bert Campaneris vs. Cle., Aug. 29, 1967; 10 inn.)

### Most Home Runs

Career ..... 363 (Mark McGwire, 1986-97)  
Career, Pinch Hit ..... 5 (Gus Zernial, 1951-57)  
..... 5 (Jeff Burroughs, 1982-84)  
..... 5 (Terry Steinbach, 1986-96)  
..... 5 (Mark McGwire, 1986-97)  
..... 5 (Mike Aldrete, 1993-95)  
Career, Designated Hitter ..... 98 (Dave Kingman, 1984-86)  
Career, Grand Slams ..... 9 (Jimmie Foxx, 1925-35)  
..... 9 (Sam Chapman, 1938-41, 45-51)  
..... 9 (Gus Zernial, 1951-57)  
..... 9 (Mark McGwire, 1986-97)  
Career, Inside The Park ..... 18 (Danny Murphy, 1902-13)  
Career, Leadoff .43 (Rickey Henderson, 1979-84, 89-95, 98)  
Season, Right Hander ..... 58 (Jimmie Foxx, 1932)  
Season, Left Hander ..... 47 (Reggie Jackson, 1969)  
Season, Switch Hitter ..... 35 (Nick Swisher, 2006)  
Season, Pinch Hitter ..... 4 (Jeff Burroughs, 1982)  
Season, Designated Hitter ..... 39 (Frank Thomas, 2006)  
Season, Grand Slams ..... 4 (Jason Giambi, 2000)  
Season, Inside The Park ..... 4 (Danny Murphy, 1904)  
Season, Leadoff ..... 7 (Rickey Henderson, 1993)  
Season, Rookie ..... 49 (Mark McGwire, 1987)  
Season, Home ..... 31 (Jimmie Foxx, 1932)  
..... 31 (Jimmie Foxx, 1933)  
Season, Road ..... 28 (Mark McGwire, 1987)  
..... 28 (Mark McGwire, 1996)  
..... 28 (Jose Canseco, 1991)  
Month ..... 15 (Bob Johnson, June, 1934)  
..... 15 (Mark McGwire, May, 1987)  
Game ..... 3 (25 times. Last: Erubiel Durazo  
at Baltimore, August 18, 2004)  
Game, Both Sides of Plate ..... eight times. Last: Nick Swisher  
(September 9, 2007 at Texas)  
Two Consec. Games ..... 5 (Mark McGwire, June 27-28, 1987)  
..... 5 (Mark McGwire, June 10-11, 1995)  
Inning ..... 2 (Mark McGwire at Seattle, Sept. 22, 1996; 5th inn.)  
Consecutive Games With Home Run ..... 6 (Frank Thomas,  
September 5-11, 2006)  
Consecutive At Bats With Home Run ..... 4  
(Jimmie Foxx vs. Washington and N.Y., June 7-8, 1933)  
(Mike Epstein vs. Washington, June 15-16, 1971)  
Home Run, First Major League At Bat ..... five times:  
(Ace Parker, April 30, 1937 vs. Boston)  
(Gene Hasson, September 9, 1937 vs. Washington, G#1)  
(Bert Campaneris, July 23, 1964 vs. Minnesota)  
(Joe Keough, August 7, 1968 at New York, G#2)  
(Terry Steinbach, September 12, 1986 at Cleveland)

### Most Runs Batted In

Career ..... 1178 (Al Simmons, 1924-32, 40-41, 44)  
Season, Right Hander ..... 169 (Jimmie Foxx, 1932)  
Season, Left Hander ..... 137 (Jason Giambi, 2000)  
Season, Switch Hitter ..... 101 (Ruben Sierra, 1993)  
Season, Designated Hitter ..... 114 (Frank Thomas, 2006)  
Season, Rookie ..... 118 (Mark McGwire, 1987)  
Game ..... 10 (Reggie Jackson at Boston, June 14, 1969)  
Inning ..... 6 (Bob Johnson at Chicago, Aug. 29, 1937; 1st inn.)  
..... 6 (Joe Astroth at Washington, Sept. 23, 1950; 6th inn.)  
..... 6 (Matt Stairs vs. California, July 5, 1996; 1st inn.)  
Consecutive Games With RBI ..... 11 (Al Simmons, 1931)

### Most Total Bases

Career ..... 2998 (Al Simmons, 1924-32, 40-41, 44)  
Season ..... 438 (Jimmie Foxx, 1932)  
Season, Rookie ..... 344 (Mark McGwire, 1987)  
Game ..... 16 (Jimmie Foxx at Cleveland, July 10, 1932; 18 inn.)

### Most Extra Base Hits

Career ..... 655 (Al Simmons, 1924-32, 40-41, 44)  
Season ..... 100 (Jimmie Foxx, 1932)  
Season, Rookie ..... 81 (Mark McGwire, 1987)  
Game ..... 4 (several times. Last: Matt Holliday  
vs. Minnesota, July 20, 2009)

### Most Walks

Career ..... 1227 (Rickey Henderson, 1979-84, 89-95, 98)  
Career, Intentional ..... 84 (Reggie Jackson, 1967-75, 87)  
Season ..... 149 (Eddie Joost, 1949)  
Season, Rookie ..... 95 (Ferris Fain, 1947)  
Season, Intentional ..... 24 (Jason Giambi, 2001)  
Game ..... 5 (several times. Last: Mark McGwire  
vs. Kansas City, April 26, 1997)  
Consecutive ..... 7 (Jose Canseco, August 4-5, 1992)

### Most Strikeouts

Career ..... 1226 (Reggie Jackson, 1967-75, 87)  
Season ..... 197 (Jack Couston, 2008)  
Season, Rookie ..... 175 (Jose Canseco, 1986)  
Game ..... 5 (several times. Last: Nick Swisher  
at San Diego, June 29, 2006)  
Consecutive Games ..... 8 (Rick Monday, April 28-29, 1970)  
..... 8 (Jose Canseco, July 14-16, 1997)

### Most Hit By Pitch

Career ..... 87 (Jimmy Dykes, 1918-32)  
Season ..... 20 (Don Baylor, 1976)  
..... 20 (Jason Kendall, 2005)  
Season, Rookie ..... 15 (Olmedo Saenz, 1999)  
Game (since 1920) ..... 2 (43 times, last: Jack Cust  
vs. Seattle, September 7, 2010)

### Most Sacrifice Hits

Career ..... 188 (Jimmy Dykes, 1918-32)  
Season ..... 34 (Simon Nicholls, 1907)  
Season, Rookie ..... 34 (Simon Nicholls, 1907)  
Game (since 1920) ..... 3 (four times, last: Ned Garver  
at Detroit, September 23, 1960)

### Most Sacrifice Flies

Career ..... 59 (Mark McGwire, 1986-97)  
Season ..... 14 (Dave Kingman, 1984)  
Season, Rookie ..... 12 (Leo Posada, 1961)  
Game ..... 2 (30 times. Last: Coco Crisp  
vs. Texas, August 7, 2010)

### Most Grounded Into Double Plays

Career ..... 158 (Pete Suder, 1941-55)  
Season ..... 32 (Ben Grieve, 2000)  
Season, Rookie ..... 28 (George Kell, 1944)  
Game (since 1920) ..... 3 (Harry Simpson vs. Washington,  
June 12, 1957, 2nd Game)  
..... 3 (Benny McCoy vs. Washington, May 25, 1941)

### Most Stolen Bases

Career ..... 867 (Rickey Henderson, 1979-84, 89-95, 98)  
Season ..... 130 (Rickey Henderson, 1987)  
Season, Rookie ..... 42 (Mitchell Page, 1972)  
Game ..... 6 (Eddie Collins at Detroit, September 11, 1912)  
..... 6 (Eddie Collins at St. Louis, Sept. 22, 1912; 1st game)



## Athletics Franchise Records, continued

### Most Caught Stealing

Career	219 (Rickey Henderson, 1979-84, 89-95, 98)
Season	42 (Rickey Henderson, 1982)
Season, Rookie	21 (Mike Edwards, 1978)
Game (since 1920)	3 (Rickey Henderson at California, July 27, 1982) 3 (Joe Hauser vs. St. Louis, August 18, 1922)

### INDIVIDUAL PITCHING

#### Most Games Won

Career	284 (Eddie Plank, 1901-14)
Season, Right Hander	31 (Jack Coombs, 1910)
Season, Left Hander	31 (Lefty Grove, 1931)
Season, Rookie	20 (Scott Perry, 1918) 20 (Alex Kellner, 1949)
Consecutive	16 (Lefty Grove, 1931)

#### Most Games Lost

Career	162 (Eddie Plank, 1901-14)
Season, Right Hander	25 (Scott Perry, 1920)
Season, Left Hander	20 (Alex Kellner, 1950)
Season, Rookie	23 (Elmer Myers, 1916)
Consecutive	19 (Jack Nabors, 1916)

#### Most Saves

Career	320 (Dennis Eckersley, 1987-95)
Season, Right Hander	51 (Dennis Eckersley, 1992)
Season, Left Hander	17 (Alan Embree, 2007)
Season, Rookie	26 (Andrew Bailey, 2009)
Consecutive Saves (since 1988)	40 (Dennis Eckersley, Sept. 15, 1991-Aug. 8, 1992)

#### Lowest Earned Run Average

Career	1.97 (Rube Waddell, 1902-07)
Season	1.30 (Jack Coombs, 1910)
Season, Rookie	1.39 (Harry Krause, 1909)

#### Most Games

Career	525 (Dennis Eckersley, 1987-95)
Season	84 (Billy Koch, 2002)
Season, Rookie	71 (Aaron Small, 1997)

#### Most Games Started

Career	459 (Eddie Plank, 1901-14)
Season	46 (Rube Waddell, 1904)
Season, Rookie	36 (Scott Perry, 1918)
Consecutive	241 (Dave Stewart, July 29, 1986 to July 17, 1995)

#### Most Complete Games

Career	362 (Eddie Plank, 1901-14)
Season	39 (Rube Waddell, 1904)
Season, Rookie	31 (Elmer Myers, 1916)
Consecutive (since 1920)	22 (Rick Langford, May 23-September 12, 1980)
Consecutive Won (since 1920)	11 (Bobby Shantz, April 30-June 19, 1952)

#### Most Shutouts

Career	59 (Eddie Plank, 1901-14)
Season	13 (Jack Coombs, 1910)
Season, Rookie	7 (Harry Krause, 1909)
Consecutive Scoreless IP	53.0 (Jack Coombs, 1910)

### Most Innings Pitched

Career	3860.2 (Eddie Plank, 1901-14)
Season	383 (Rube Waddell, 1904)
Season, Rookie	332.1 (Scott Perry, 1918)
Game	24 (Jack Coombs at Boston, September 1, 1906)

### Hits

Career, Most	3438 (Eddie Plank, 1901-14)
Season, Most	360 (Jack Coombs, 1911)
Season, Rookie	295 (Scott Perry, 1918)
Game, Most	26 (Hod Lisenbee at Chicago, Sept. 11, 1936)
Game, Most, Extra Inn.	29 (Eddie Rommel at Cleveland, July 10, 1932)
Game, Fewest	0 (14 times, 12 complete)

### Most Runs

Career	1374 (Eddie Plank, 1901-14)
Season	169 (Elmer Myers, 1916)
Season, Rookie	169 (Elmer Myers, 1916)
Game (since 1920)	17 (Hod Lisenbee at Chi., Sept. 11, 1936)

### Most Earned Runs

Career	1025 (Eddie Plank, 1901-14)
Season	146 (George Earnshaw, 1930)
Season, Rookie	130 (Buck Ross, 1936)
Game (since 1920)	14 (four times, last: Mike Oquist vs. New York, August 3, 1998)

### Most Walks

Career	913 (Eddie Plank, 1901-14)
Season	168 (Elmer Myers, 1916)
Season, Rookie	168 (Elmer Myers, 1916)
Game	16 (Bruno Haas vs. New York, June 23, 1915)

### Most Strikeouts

Career	1985 (Eddie Plank, 1901-14)
Season	349 (Rube Waddell, 1904)
Season, Rookie	182 (Elmer Myers, 1916)
Game, Nine Innings	16 (Jose Rijo at Seattle, April 19, 1986)
Game, Extra Innings	18 (Jack Coombs at Boston, September 1, 1906; 24 inn.) 18 (Jack Coombs at Chicago, August 4, 1910; 16 inn.)
Inning	4 (Erik Hiljus, June 30, 2001 at Texas; 7th inn.) (Blake Stein, July 27, 1998 at Tampa Bay; 4th inn.)

### Most Home Runs

Career	261 (Jim Hunter, 1965-74)
Season	40 (Orlando Peña, 1964)
Season, Rookie	27 (Dan Pfister, 1962) 27 (Trevor Cahill, 2009)
Game	6 (George Caster vs. Boston, September 24, 1940)

### Most Hit Batters

Career	185 (Eddie Plank, 1901-14)
Season	32 (Chick Fraser, 1901)
Season, Rookie	25 (Chief Bender, 1903)
Game (since 1920)	3 (20 times, last: Barry Zito vs. Los Angeles (AL), April 15, 2005)

### Most Wild Pitches

Career	87 (John Odum, 1964-75)
Season	22 (Mike Moore, 1992)
Season, Rookie	16 (Stu Flythe, 1936)
Game (since 1920)	4 (Stan Bahnsen vs. Cal., July 5, 1975) 4 (George Turbeville at Chicago, June 7, 1937)

# OAKLAND ATHLETICS RECORDS

## TEAM GENERAL

### Most Games Won

Season	104 (1988)
Home	57 (2003)
Road	55 (1971)
Consecutive	20 (August 13 to September 4, 2002)
Consecutive, Home	20 (August 25, 2001 to April 3, 2002)
Consecutive, Road	12 (July 31-August 15, 1971)
vs. One Team	17 (Seattle, 2006)
by Shutout	23 (1972)
by One Run	33 (2004)
in Extra Innings	14 (1988)
Month	24 (August, 2002)
Homestand	11 (June 1-13, 2004)
Roadtrip	11 ( May 29-June 11, 1972)

### Most Games Lost

Season	108 (1979)
Home	50 (1979)
Road	58 (1979)
Consecutive	14 (July 29-August 12, 1977)
Consecutive, Home	12 (July 29-August 21, 1977)
Consecutive, Road	15 (May 24-June 23, 1986)
vs. One Team	14 (Minnesota, 1973)
	14 (Seattle, 2007)
	14 (Seattle, 2009)
by Shutout	19 (1978)
Fewest lost by shutout	3 (2001, 2004)
by One Run	32 (1976)
in Extra Innings	14 (1976)
Month	24 (June, 1979)
Homestand	10 (July 26-August 7, 1977)
Roadtrip	11 (July 15-29, 1993)
	11 (June 12-25, 1978)

### Most Games

Season	163 (1968)
Shutout	31 (1972)
One Run	59 (1976)
Extra Innings	22 (1969 and 1976)
Month	33 (August, 1968)

### Highest Winning Percentage

Season	642 (1988)
Home	704 (2003)
Road	688 (1971)
Shutout Games	800 (1989, 20-5)
One-Run Games	696 (2002, 32-14)
Extra Inning Games	889 (1975, 8-1)
Month	857 (August, 2002; 24-4)
	857 (April, 1981; 18-3)
Homestand (min. 6 games)	1.000 (Sept. 3-10, 2001; 7-0)
	1.000 (August 23-29, 2004; 7-0)
	1.000 (September 1-6, 1970; 6-0)
	1.000 (September 10-16, 1992; 7-0)
	1.000 (May 15-20, 2001; 6-0)
	1.000 (August 7-12, 2001; 6-0)
	1.000 (August 26-31, 2003; 6-0)
	1.000 (June 13-18, 2006; 6-0)
Roadtrip (min. 6 games)	1.000 (August 19-28, 2002; 10-0)
	1.000 (April 9-16, 1981; 8-0)

### Lowest Winning Percentage

Season	.333 (1979)
Home	.383 (1979)
Road	.284 (1979)
Shutout Games	100 (1997, 1-9)
One-Run Games	381 (1980, 16-26)
Extra Inning Games	231 (2009, 3-10)
Month	.172 (June, 1979; 5-24)
Homestand (min. 6 games)	.100 (July 6-15, 1979; 1-9)
Roadtrip (min. 6 games)	.000 (nine times. Most losses: 0-9, September 22-October 1, 1995)

### Most Players Used

Season	54 (2007)
Pitchers, Season	26 (1997 and 2009)
Game, Nine Innings	22 (five times. Last: at Seattle, September 28, 2003)
Game, Extra Innings	30 (vs. Chi., Sept. 19, 1972; 15 inn.)
Pitchers, Game	8 (at Baltimore, July 7, 1994)
Pitches, Extra Innings	9 (vs. Seattle, Sept. 20, 1997; 15 inn.)

### Fewest Players Used

Season	33 (1979)
Pitchers, Season	11 (1974)

### Length of Game

Most Innings	.21 (at Washington, June 4, 1971)
Longest Time, Nine Innings	4:15 (at Tampa Bay, May 31, 2002)
Longest Time, Extra Innings	6:00 (at New York, August 9, 2002; 16 inn.)
Shortest Game	1:35 (vs. Kansas City, Sept. 28, 1971)

### Left On Base

Season, Most	1274 (2004)
Season, Fewest	1030 (1979)
Nine Inning Game, Most	17 (at Chicago, Sept. 18, 1982)
Extra Inning Game, Most	21 (at Texas, July 1, 1979; 15 inn.)

### Scoring Margin

Victory	21 (vs. Texas, September 30, 2000; 23-2)
Shutout Victory	16 (vs. San Francisco, June 26, 2005)
Defeat	16 (five times. Last: vs. San Francisco, June 4, 2000; 2-18)
Shutout Defeat	16 (at Kansas City, June 25, 1984)
Largest Deficit Overcome to Win	10 (vs. Minnesota, July 20, 2009)
Largest Lead Surrendered to Lose	8 (at Texas, May 5, 2000)

### Errors

Season, Most	190 (1977)
Season, Fewest	84 (2006)
Nine Inning Game, Most	7 (vs. Kansas City, July 24, 1976)
	7 (at Chicago, September 20, 1977)
	7 (vs. Cleveland, June 7, 1987)
Consecutive Games, No Errors	12 (June 3-15, 2002)

### Double Plays Turned

Most, Season	195 (1996)
Game	6 (at Kansas City, September 13, 1970)
	6 (at Chicago, May 17, 1995)

## Oakland Athletics Records, continued

### TEAM BATTING

#### Batting Average

Highest	.270 (2000, 2004)
Lowest	.236 (1982)

#### Slugging Percentage

Highest	.458 (2000)
Lowest	.343 (1968)

#### On-Base Percentage

Highest	.360 (2000)
Lowest	.302 (1979)

#### Most At Bats

Season	.5728 (2004)
Game	.76 (at Washington, June 4, 1971; 21 innings)
Game, Nine Innings	.51 (at Boston, June 14, 1969)

#### Most Runs

Season	.947 (2000)
Game	.23 (vs. Texas, September 30, 2000)
Game, loss	.16 (at Texas, May 5, 2000; 16-17)
Game, both clubs	.33 (at Texas, May 5, 2000; 16-17)
Inning	.13 (vs. California, July 5, 1996; 1st)
Consecutive innings, no runs	.31.0 (May 5-10, 1978)
Two consecutive games	.34 (June 14-15, 1969)
	.34 (June 18-19, 2000)
Three consecutive games	.44 (June 17-19, 2000)
Consecutive games, one or more runs	.104 (June 18, 2001 to April 10, 2002)

#### Most Hits

Season	.1545 (2004)
Game, Nine Innings	.25 (at Boston, June 14, 1969)
Game, Extra Innings	.29 (at Texas, July 1, 1979; 15 inn.)
Inning	.10 (at Kansas City, May 3, 2000; 7th inn.)

#### Most Singles

Season	.1061 (1983)
Game	.25 (at Texas, July 1, 1979; 15 inn.)

#### Most Doubles

Season	.336 (2004)
Game	.08 (at Cleveland, August 29, 1998)
	.08 (vs. Seattle, April 9, 2004)
	.08 (vs. San Francisco, June 26, 2005)
	.08 (vs. Baltimore, June 6, 2009)

#### Most Triples

Season	.040 (1968)
Game	.03 (six times. Last: at Detroit, August 3, 2002)

#### Most Home Runs

Season	.243 (1996)
Season, Home	.126 (2000)
Season, Road	.130 (1996)
Season, Grand Slam	.14 (2000)
Season, Inside The Park	.2 (1968, 1970, 1979, 1986, 2000)
Season, vs. one team	.33 (Texas, 2003)
Season, Back-To-Back	.13 (2000)
Players with 30 or more home runs	.3 (1996, 1999, 2001)
Players with 20 or more home runs	.5 (1996, 1999, 2000, 2004)
Players with 10 or more home runs	.9 (2000)
Month	.55 (June, 1996 and August, 1999)
Game	.08 (at California, June 27, 1996)
Game, Grand Slam	.2 (at Toronto, August 24, 2003)
	.2 (at Seattle, September 10, 2007)
Inning	.4 (vs. Boston, August 21, 1997)
	3rd inning: Giambi, Young, McDonald, Canseco)
	.4 (vs. Tampa Bay, August 1, 1999)
	4th inning: Tejada, Chavez, Giambi, Jaha)
	.4 (vs. Chicago, April 27, 2002)
	3rd inning: Hatteberg, Long, Pena, Menechino)
Consecutive	.3 (eight times, last: vs. Texas, April 15, 2006 (Chavez, Thomas, Bradley))
Consecutive games with a home run	.23 (July 2-27, 1996)
Two consecutive games	.12 (June 25-27, 1996)
Three consecutive games	.15 (June 25-28, 1996)
Four consecutive games	.18 (June 25-29, 1996)

#### Most Total Bases

Season	.2546 (1996)
Game	.44 (at California, June 27, 1996)
Inning	.21 (at Kansas City, May 3, 2000; 7th inn.)

#### Most Extra Base Hits

Season	.555 (2001)
Game	.11 (at California, June 27, 1996)
	.11 (at Chicago, April 26, 2001)
	.11 (at Arizona, June 17, 2008)

#### Most Runs Batted In

Season	.908 (2000)
Game	.23 (vs. Texas, September 30, 2000)

#### Most Walks

Season	.770 (1999)
Game	.15 (at Baltimore, September 19, 2000)

#### Most Strikeouts

Season	.1226 (2008)
Game	.19 (at Seattle, June 24, 1997)

### ATHLETICS WHO HAVE HIT FOR THE CYCLE

Harry Davis at Boston, July 10, 1901  
Nap Lajoie at Cleveland, July 30, 1901  
Danny Murphy vs. St. Louis, August 25, 1910  
Frank Baker at New York, July 3, 1911 (second game)  
Mickey Cochrane at Washington, July 22, 1932  
Mickey Cochrane at New York, August 2, 1933  
Pinky Higgins at Washington, August 6, 1933  
Jimmie Foxx at Cleveland, August 14, 1933  
Doc Cramer at New York, June 10, 1934

Sam Chapman at St. Louis, May 5, 1939  
Elmer Valo at Chicago, August 2, 1950  
Tony Phillips at Baltimore, May 16, 1986  
Mike Blowers at Chicago, May 18, 1998  
Eric Chavez vs. Baltimore, June 21, 2000  
Miguel Tejada at Seattle, September 29, 2001  
Eric Byrnes at San Francisco, June 29, 2003  
**Mark Ellis vs. Boston, June 4, 2007**

### Most Hit By Pitch

Season . . . . .88 (2001)  
Game . . . . .5 (at Anaheim, June 7, 2001)

### Most Sacrifice Hits

Season . . . . .108 (1978)  
Game . . . . .4 (nine times. Last: vs. Cleveland, June 22, 1985)

### Most Sacrifice Flies

Season . . . . .77 (1984)  
Game . . . . .3 (31 times. Last: vs. Texas, August 7, 2010)

### Most Grounded Into Double Plays

Season . . . . .170 (2006)  
Game . . . . .5 (eight times. Last: at New York, May 12, 2006)

### Most Stolen Bases

Season . . . . .341 (1976)  
Season, vs. one team . . . . .57 (Minnesota, 1976)  
Game . . . . .12 (at Minnesota, August 1, 1976)  
Game, Steals of Home . . . . .2 (vs. Detroit, May 3, 1980)  
2 (vs. Kansas City, May 28, 1980)  
Inning . . . . .5 (at Boston, July 17, 1983)

## TEAM PINCH HITTING

Highest Average, Season . . . . .345 (1997)  
At Bats, Season . . . . .213 (1969)  
Hits, Season . . . . .57 (1997)  
Home Runs, Season . . . . .8 (1970)  
Runs Batted In, Season . . . . .31 (1997)  
Pinch Hitters Used, Game . . . . .10 (vs. Chicago,  
Sept. 19, 1972; 15 inn.)

## TEAM PITCHING

### Earned Run Average

Lowest . . . . .2.58 (1972)  
Highest . . . . .5.48 (1997)

### Complete Games

Most . . . . .94 (1980)  
Fewest . . . . .2 (1997 and 2009)  
Consecutive . . . . .9 (August 9-17, 1980)

### Shutouts

Most . . . . .23 (1972)  
Fewest . . . . .1 (1997)  
Consecutive . . . . .3 (June 11-13, 1968)  
3 (July 31-August 2, 1972)  
3 (August 14-16, 1983)  
3 (August 28-31, 1996)  
Consecutive Shutout Innings . . . . .37 (August 13-17, 1983)

### Saves

Most . . . . .64 (1988 and 1990)  
Fewest . . . . .13 (1980)

### Innings Pitched

Most . . . . .1489.1 (1988)  
Fewest . . . . .1429.1 (1979)

### Hits

Most, Season . . . . .1734 (1997)  
Most, Game . . . . .23 (vs. Minnesota, July 8, 1978; 11 innings)  
Most, Game, Nine Innings . . . . .22 (vs. Texas, Sept. 26, 2010)  
22 (vs. New York, August 26, 1997)  
Most, Inning . . . . .10 (at New York, July 18, 1993; 7th inn.)  
Fewest, Season . . . . .1170 (1972)

### Runs Allowed

Most, Season . . . . .946 (1997)  
Most, Game . . . . .20 (at Minnesota, April 27, 1980)  
20 (vs. Cleveland, May 4, 1991)  
20 (at Detroit, April 13, 1993)  
Most, Inning . . . . .12 (vs. Texas, July 3, 1983; 15th inn.)  
Fewest, Season . . . . .457 (1972)

### Earned Runs Allowed

Most . . . . .880 (1997)  
Fewest . . . . .406 (1972)

### Walks

Most, Season . . . . .680 (1993)  
Most, Season, Intentional . . . . .78 (1968)  
Most, Game . . . . .14 (vs. Detroit, August 27, 1993)  
Most, Game, Intentional . . . . .4 (10 times. Last:  
vs. Los Angeles (AL), August 11, 2005)  
Fewest, Season . . . . .415 (1976)  
Fewest, Season, Intentional . . . . .19 (1990)

### Strikeouts

Most, Season . . . . .1124 (2009)  
Most, Nine Inning Game . . . . .18 (at Seattle, April 19, 1986)  
Most, Extra Inning Game . . . . .26 (vs. Cal., July 9, 1971; 20 inn.)  
Fewest, Season . . . . .695 (1984)

### Doubles

Most, Season . . . . .346 (1997)  
Most, Game . . . . .7 (10 times. Last: at Boston, June 3, 2010)

### Triples

Most, Season . . . . .48 (1983)  
Most, Game . . . . .4 (at Toronto, September 11, 1983)

### Home Runs

Most, Season . . . . .205 (1996)  
Most, Game . . . . .7 (at Seattle, April 11, 1985)  
Most, Inning . . . . .4 (at Minnesota, May 16, 1983)  
4 (at Seattle, September 21, 1996)  
Most Grand Slams, Season . . . . .8 (1993 and 1999)  
Fewest, Season . . . . .90 (1974)  
Fewest Grand Slams, Season . . . . .0 (1974 and 2003)  
Consecutive Innings, No HR . . . . .136.2 (June 19-July 4, 2004)

### Hit Batters

Most, Season . . . . .68 (2004)  
Most, Game . . . . .4 (vs. Texas, April 20, 2003)  
Fewest, Season . . . . .19 (1972)

### Wild Pitches

Most, Season . . . . .72 (1979)  
Most, Game . . . . .4 (vs. California, July 7, 1975)  
4 (at Texas, June 11, 1988)  
4 (at Boston, June 20, 1991)  
4 (vs. Anaheim, September 24, 1998)  
Fewest, Season . . . . .28 (1974)

### Balks

Most, Season . . . . .76 (1988)  
Most, Game . . . . .5 (at Seattle, April 13, 1988)  
Fewest, Season . . . . .1 (1974, 2000)

## Oakland Athletics Records, continued

### INDIVIDUAL BATTING

#### Highest Batting Average

Career	.300 (Jason Giambi, 1995-2001, 09)
Season, Left Hander	.342 (Jason Giambi, 2001)
Season, Right Hander	.336 (Carney Lansford, 1989)
Season, Switch Hitter	.290 (Brent Gates, 1993)
Season, Pinch Hitter	.636 (Mike Macfarlane, 1998)
Season, Designated Hitter	.328 (Erubiel Durazo, 2004)
Season, Rookie	.307 (Mitchell Page, 1977)

#### Highest Slugging Percentage

Career	.551 (Mark McGwire, 1986-97)
Season, Right Hander	.730 (Mark McGwire, 1996)
Season, Left Hander	.660 (Jason Giambi, 2001)
Season, Switch Hitter	.493 (Nick Swisher, 2006)
Season, Rookie	.618 (Mark McGwire, 1987)

#### Highest On-Base Percentage

Career	.409 (Rickey Henderson, 1979-84, 89-95, 98)
Season, Left Hander	.477 (Jason Giambi, 2001)
Season, Right Hander	.467 (Mark McGwire, 1996)
Season, Switch Hitter	.381 (Nick Swisher, 2007)
Season, Rookie	.405 (Mitchell Page, 1977)

#### Most Games Played

Career	1704 (Rickey Henderson, 1979-84, 89-95, 98)
Season	162 (Sal Bando, 1968, 1969 and 1973) 162 (Alfredo Griffin, 1985 and 1986) 162 (Terrence Long, 2001 and 2002) 162 (Miguel Tejada, 2001, 2002 and 2003)
Season, Rookie	160 (Phil Garner, 1975)
Consecutive	594 (Miguel Tejada, June 2, 2000 to September 28, 2000)

#### Most At Bats

Career	6140 (Rickey Henderson, 1979-84, 89-95, 98)
Season	662 (Miguel Tejada, 2002)
Season, Rookie	600 (Jose Canseco, 1986)
Game	9 (10 times. Last: Mike Heath at Texas, July 1, 1979)

#### Most Runs

Career	1270 (Rickey Henderson, 1979-84, 89-95, 98)
Season	123 (Reggie Jackson, 1969)
Season, Rookie	104 (Terrence Long, 2000)
Game	5 (Mike Edwards vs. Texas, September 8, 1978) 5 (Mark McGwire at Cleveland, June 27, 1987) 5 (Luis Polonia at Kansas City, September 9, 1988)

#### Most Hits

Career	1768 (Rickey Henderson, 1979-84, 89-95, 98)
Season	204 (Miguel Tejada, 2002)
Season, Left Hander	190 (Mark Kotsay, 2004)
Season, Switch Hitter	169 (Alfredo Griffin, 1986)
Season, Pinch Hitter	13 (Bob Johnson, 1969) 13 (Tommy Davis, 1971) 13 (Dave Magadan, 1997)
Season, Rookie	168 (Ben Grieve, 1998) 168 (Terrence Long, 2000)
Game	5 (28 times. Last: Adam Kennedy vs. Chicago (AL), August 15, 2009)
Consecutive	8 (Brent Gates, May 23-24, 1994) 8 (Dave Magadan, August 26-30, 1997)
Hitting Streak	25 (Jason Giambi, May 12-June 23, 1997)
Consecutive Games Reaching Base	62 (Mark McGwire, Sept. 16, 1995-June 18, 1996)
Consecutive At Bats, No Hits	40 (Jose Canseco, August 8-23, 1986)

#### Multiple Hit Games

Career	474 (Rickey Henderson, 1979-84, 89-95, 98)
Season	57 (Mark Kotsay, 2004) 57 (Miguel Tejada, 2002)
Season, Rookie	49 (Terrence Long, 2000) 49 (Brent Gates, 1993)
Season, Five-Hit Games	2 (Sal Bando, 1969) 2 (Adam Kennedy, 2009)
Season, Four-Hit Games	5 (Claudell Washington, 1975) 5 (Carney Lansford, 1988)
Season, Three-Hit Games	19 (Carney Lansford, 1989) 19 (Jason Giambi, 1999) 19 (Mark Kotsay, 2004)

#### Most Singles

Career	1271 (Rickey Henderson, 1979-84, 89-95, 98)
Season	153 (Carney Lansford, 1989)
Season, Rookie	117 (Brent Gates, 1993)
Game	5 (Stan Javier vs. Cleveland, July 18, 1988) 5 (Sal Bando at Washington, September 30, 1969)

#### Most Doubles

Career	289 (Rickey Henderson, 1979-84, 89-95, 98)
Season	47 (Jason Giambi, 2001)
Season, Rookie	41 (Ben Grieve, 1998)
Game	3 (24 times. Last: Mark Ellis at Seattle, August 11, 2010)

### OAKLAND A'S FIVE-HIT GAMES

Bert Campaneris at Washington, August 9, 1968  
Reggie Jackson at Boston, June 14, 1969  
Sal Bando at Seattle, July 17, 1969  
Tito Francona at Chicago, September 12, 1969  
Sal Bando at Seattle, September 30, 1969  
Joe Rudi vs. Minnesota, September 22, 1970  
Dave Duncan vs. Boston, July 12, 1972  
Claudell Washington at Detroit, August 30, 1974  
Bert Campaneris at Boston, August 22, 1976  
Jim Essian at Texas, July 1, 1979  
Tony Phillips at Baltimore, May 16, 1986  
Stan Javier vs. Cleveland, July 18, 1988  
Luis Polonia at Kansas City, September 9, 1988  
Dave Henderson at California, April 16, 1991

Rickey Henderson vs. Texas, September 29, 1991  
Carney Lansford at California, September 8, 1992  
Geronimo Berroa at Minnesota, April 10, 1994  
Jason Giambi at Seattle, July 2, 1996  
Dave Magadan vs. New York, August 27, 1997  
Ben Grieve at Cleveland, April 29, 1998  
Mike Stanley at Toronto, September 4, 2000  
Miguel Tejada vs. Texas, June 19, 2003  
Eric Byrnes at San Francisco, June 29, 2003  
Mark Kotsay vs. Seattle, April 30, 2005  
Eric Chavez at Atlanta, June 12, 2005  
Adam Kennedy at Boston, July 28, 2009  
**Mark Ellis at Baltimore, August 10, 2009**  
Adam Kennedy vs. Chicago (AL), August 15, 2009

### Most Triples

Career . . . . . 41 (Rickey Henderson, 1979-84, 89-95, 98)  
Season . . . . . 12 (Phil Garner, 1976)  
Season, Rookie . . . . . 10 (Luis Polonia, 1987)  
Game . . . . . 2 (10 times. Last: Rajai Davis at Det., Sept. 9, 2008)

### Most Home Runs

Career . . . . . 363 (Mark McGwire, 1986-97)  
Career, Pinch Hit . . . . . 5 (Jeff Burroughs, 1982-84)  
5 (Mark McGwire, 1986-97)  
5 (Terry Steinbach, 1986-96)  
5 (Mike Aldrete, 1993-95)  
Career, Designated Hitter . . . . . 98 (Dave Kingman, 1984-86)  
Career, Grand Slams . . . . . 9 (Mark McGwire, 1986-97)  
Career, Inside The Park . . . . . 4 (Reggie Jackson, 1968-75, 87)  
Career, Leadoff . . . . . 43 (Rickey Henderson, 1979-84, 89-95, 98)  
Season, Right Hander . . . . . 52 (Mark McGwire, 1996)  
Season, Left Hander . . . . . 47 (Reggie Jackson, 1969)  
Season, Switch Hitter . . . . . 35 (Nick Swisher, 2006)  
Season, Pinch Hitter . . . . . 4 (Jeff Burroughs, 1982)  
Season, Designated Hitter . . . . . 39 (Frank Thomas, 2006)  
Season, Grand Slams . . . . . 4 (Jason Giambi, 2000)  
Season, Inside The Park . . . . . 2 (Reggie Jackson, 1968)  
Season, Leadoff . . . . . 7 (Rickey Henderson, 1993)  
Season, Rookie . . . . . 49 (Mark McGwire, 1987)  
Season, Home . . . . . 27 (Jason Giambi, 2001)  
Season, Road . . . . . 28 (Mark McGwire, 1987 and 1996)  
28 (Jose Canseco, 1991)  
Month . . . . . 15 (Mark McGwire, May, 1987)  
Game . . . . . 3 (13 times, last: Erubiel Durazo  
at Baltimore, August 18, 2004)  
Game, Both Sides of Plate . . . . . seven times, last: Nick Swisher  
(September 9, 2007 at Texas)  
Two Consecutive Games . . . . . 5 (Mark McGwire, June 27-28, 1987)  
5 (Mark McGwire, June 10-11, 1995)  
Inning . . . . . 2 (Mark McGwire, September 22, 1996; 5th inn.)  
Consecutive Games With Home Run . . . . . 6 (Frank Thomas,  
Sept. 5-11, 2006)  
Consecutive At Bats With Home Run . . . . . 4  
(Mike Epstein vs. Washington, June 15-16, 1971)  
Home Run, First Major League At Bat . . . . . twice:  
(Joe Keough, August 7, 1968 at New York, G#2)  
(Terry Steinbach, September 12, 1986 at Cleveland)

### Most RBI

Career . . . . . 941 (Mark McGwire, 1986-97)  
Season, Left Hander . . . . . 137 (Jason Giambi, 2000)  
Season, Right Hander . . . . . 131 (Miguel Tejada, 2002)  
Season, Switch Hitter . . . . . 101 (Ruben Sierra, 1993)  
Season, Pinch Hitter . . . . . 12 (Tommy Davis, 1971)  
12 (Jeff Burroughs, 1982)  
Season, Designated Hitter . . . . . 114 (Frank Thomas, 2006)  
Season, Rookie . . . . . 118 (Mark McGwire, 1987)  
Game . . . . . 10 (Reggie Jackson at Boston, June 14, 1969)  
Inning . . . . . 6 (Matt Stairs vs. California, July 5, 1996; 1st inn.)  
Consecutive Games With RBI . . . . . 10 (Rick Monday,  
April 20-30, 1969)

### Most Total Bases

Career . . . . . 2640 (Rickey Henderson, 1979-84, 89-95, 98)  
Season . . . . . 347 (Jose Canseco, 1988)  
Season, Rookie . . . . . 344 (Mark McGwire, 1987)  
Game . . . . . 14 (Harold Baines vs. Baltimore, May 7, 1991)

### Most Extra Base Hits

Career . . . . . 563 (Mark McGwire, 1986-97)  
Season . . . . . 87 (Jason Giambi, 2001)  
Season, Rookie . . . . . 81 (Mark McGwire, 1987)  
Game . . . . . 4 (five times. Last: Matt Holliday  
vs. Minnesota, July 20, 2009)

### Most Walks

Career . . . . . 1227 (Rickey Henderson, 1979-84, 89-95, 98)  
Career, Intentional . . . . . 84 (Reggie Jackson, 1968-75, 87)  
Season . . . . . 137 (Jason Giambi, 2000)  
Season, Rookie . . . . . 86 (Wayne Gross, 1977)  
Season, Intentional . . . . . 24 (Jason Giambi, 2001)  
Game . . . . . 5 (Bill North vs. California, September 17, 1973)  
5 (Rickey Henderson vs. California, April 8, 1982)  
5 (Jose Canseco at Texas, August 4, 1992)  
5 (Mark McGwire vs. Kansas City, April 26, 1997)  
Consecutive . . . . . 7 (Jose Canseco, August 4-5, 1992)

### Most Strikeouts

Career . . . . . 1180 (Reggie Jackson, 1968-75, 87)  
Season . . . . . 197 (Jack Cust, 2008)  
Season, Rookie . . . . . 175 (Jose Canseco, 1986)  
Game . . . . . 5 (Reggie Jackson vs. Minnesota, Sept. 27, 1968)  
5 (Rick Monday at Boston, April 29, 1970)  
5 (Tony Armas vs. Milwaukee, May 9, 1981)  
5 (Jose Canseco vs. Kansas City, July 16, 1997)  
5 (John Jaha at Cleveland, April 20, 2000)  
5 (Nick Swisher at San Diego, June 29, 2006)  
Consecutive Games . . . . . 8 (Rick Monday, April 28-29, 1970)  
8 (Jose Canseco, July 14-16, 1997)

### Most Hit By Pitch

Career . . . . . 59 (Sal Bando, 1968-76)  
Season . . . . . 20 (Don Baylor, 1976)  
20 (Jason Kendall, 2005)  
Season, Rookie . . . . . 15 (Orlando Saenz, 1999)  
Game . . . . . 2 (30 times. Last: Jack Cust  
vs. Seattle, September 7, 2010)

### Most Sacrifice Hits

Career . . . . . 101 (Bert Campaneris, 1968-76)  
Season . . . . . 22 (Dwayne Murphy, 1980)  
Season, Rookie . . . . . 21 (Phil Garner, 1975)  
Game . . . . . 2 (61 times. Last: Daric Barton  
at Los Angeles (AL), April 11, 2010)

### Most Sacrifice Flies

Career . . . . . 59 (Mark McGwire, 1986-97)  
Season . . . . . 14 (Dave Kingman, 1984)  
Season, Rookie . . . . . 9 (Jose Canseco, 1986)  
Game . . . . . 2 (25 times. Last: Coco Crisp  
vs. Texas, August 7, 2010)

### Most Grounded Into Double Plays

Career . . . . . 137 (Terry Steinbach, 1986-96)  
Season . . . . . 32 (Ben Grievie, 2000)  
Season, Rookie . . . . . 20 (Bobby Crosby, 2004)  
Game . . . . . 2 (167 times. Last: Ryan Sweeney  
vs. Los Angeles (AL), June 9, 2010)

### Most Stolen Bases

Career . . . . . 867 (Rickey Henderson, 1979-84, 89-95, 98)  
Season . . . . . 130 (Rickey Henderson, 1982)  
Season, Rookie . . . . . 42 (Mitchell Page, 1977)  
Game . . . . . 5 (Bert Campaneris vs. Minnesota, May 24, 1976)  
5 (Rickey Henderson vs. Seattle, July 29, 1989)  
Consecutive . . . . . 28 (Stan Javier, May 31-October 1, 1995)

## Oakland Athletics Records, continued

### Most Caught Stealing

Career	.....219 (Rickey Henderson, 1979-84, 89-95, 98)
Season	.....42 (Rickey Henderson, 1982)
Season, Rookie	.....21 (Mike Edwards, 1978)
Game	.....3 (Rickey Henderson at California, July 27, 1982)

### INDIVIDUAL PITCHING

#### Most Games Won

Career	.....131 (Jim Hunter, 1968-74)
Season, Right Hander	.....27 (Bob Welch, 1990)
Season, Left Hander	.....24 (Vida Blue, 1971)
Season, Rookie	.....12 (Chris Codioli, 1983) 12 (Joe Blanton, 2005)
Consecutive	.....13 (Jim Hunter, 1973)

#### Most Games Lost

Career	.....105 (Rick Langford, 1977-86)
Season, Right Hander	.....20 (Brian Kingman, 1980)
Season, Left Hander	.....19 (Vida Blue, 1977)
Season, Rookie	.....19 (Rick Langford, 1977)
Consecutive	.....14 (Matt Keough, 1979)
Consecutive over two seasons	.....18 (Matt Keough, Sept. 11, 1978-Aug. 8, 1979)

#### Most Saves

Career	.....320 (Dennis Eckersley, 1987-95)
Season, Right Hander	.....51 (Dennis Eckersley, 1992)
Season, Left Hander	.....17 (Alan Embree, 2007)
Season, Rookie	.....26 (Andrew Bailey, 2009)
Consecutive Saves (since 1988)	.....40 (Dennis Eckersley, Sept. 15, 1991-Aug. 8, 1992)

#### Lowest Earned Run Average

Career	.....2.74 (Dennis Eckersley, 1987-95)
Season, Starter	.....1.82 (Vida Blue, 1971)
Season, Reliever (min. 50 ip)	0.61 (Dennis Eckersley, 1990)
Season, Rookie (min. 100 ip)	...2.93 (Dave Hamilton, 1972)

#### Most Games

Career	.....525 (Dennis Eckersley, 1987-95)
Season	.....84 (Billy Koch, 2002)
Season, Rookie	.....71 (Aaron Small, 1997)
Consecutive	.....6 (Paul Lindblad, August 21-27, 1970) 6 (Bob Locker, August 21-27, 1970) 6 (Darold Knowles, August 7-12, 1972) 6 (Buddy Groom, July 11-19, 1999)

#### Most Games Started

Career	.....262 (Vida Blue, 1969-77)
Season	.....41 (Jim Hunter, 1974)
Season, Rookie	.....33 (Joe Blanton, 2005)
Consecutive	.....241 (Dave Stewart, July 29, 1986 to July 17, 1995)

#### Most Complete Games

Career	.....105 (Vida Blue, 1969-77)
Season	.....28 (Rick Langford, 1980)
Season, Rookie	.....8 (Steve McCatty, 1979)
Consecutive	.....22 (Rick Langford, May 23-Sept. 12, 1980)
Consecutive Won	...9 (Rick Langford, July 15-Aug. 15, 1980)

### Most Shutouts

Career	.....28 (Vida Blue, 1969-77)
Season	.....8 (Vida Blue, 1971)
Season, Rookie	.....2 (Vida Blue, 1970) 2 (John Johnson, 1978) 2 (Chris Codioli, 1983)
Consecutive	.....3 (Mike Torrez, September 3, 7, 11, 1976) 3 (Bobby Witt, June 23, 28, July 3, 1994)
Consecutive Scoreless IP, Reliever	<b>39.0 (Brad Ziegler, 2008)</b>
Consecutive Scoreless IP, Starter	...37.0 (Mike Torrez, 1976)

### Most Innings Pitched

Career	.....1946.0 (Vida Blue, 1969-77)
Season	.....318 (Jim Hunter, 1974)
Season, Rookie	.....208.1 (Rick Langford, 1977)
Game	.....14.0 (four times. Last: Steve McCatty vs. Seattle, August 10, 1980)

### Hits

Career, Most	.....1650 (Vida Blue, 1969-77)
Season, Most	.....284 (Vida Blue, 1977)
Season, Rookie	.....223 (Rick Langford, 1977)
Season, Low-Hit Games (0,1,2)	.....3 (Ron Darling, 1992) 3 (Mike Torrez, 1976) 3 (Jim Hunter, 1972)
Game, Most	...17 (Mike Norris vs. Milwaukee, Sept. 26, 1980)
Game, Fewest	.....0 Jim Hunter vs. Minnesota, May 8, 1968 (Perfect game) Vida Blue vs. Minnesota, September 21, 1970 Vida Blue, Glenn Abbott, Paul Lindblad and Rollie Fingers vs. California, September 28, 1975 Mike Warren vs. Chicago, September 29, 1983 Dave Stewart at Toronto, June 29, 1990 Dallas Braden vs. Tampa Bay, May 9, 2010 (Perfect game)
Consecutive Games, Fewest	.....3 (Bobby Witt, June 23-28, 1994)

### Most Runs

Career	.....784 (Dave Stewart, 1986-92, 95)
Season	.....144 (Matt Keough, 1982)
Season, Rookie	.....115 (Chris Codioli, 1983)
Game	.....14 (Mike Oquist vs. New York, August 3, 1998)

### Most Earned Runs

Career	.....712 (Dave Stewart, 1986-92, 95)
Season	.....133 (Matt Keough, 1982)
Season, Rookie	.....102 (Chris Codioli, 1983)
Game	.....14 (Mike Oquist vs. New York, August 3, 1998)

### Most Walks

Career	.....655 (Dave Stewart, 1986-92, 95)
Season	.....112 (John Odom, 1969)
Season, Rookie	.....102 (Eric Plunk, 1986)
Game	.....9 (five times. Last: Kelly Downs vs. Baltimore, August 31, 1992)





# FRANCHISE CAREER BATTING LEADERS

## Games

Campaneris	1795
Henderson	1704
Dykes	1702
Bando	1468
Johnson, B.	1459
Suder	1421
Davis, H.	1413
Murphy, Da.	1411
Miller	1361
Valo	1361

## Runs

Henderson	1270
Johnson, B.	997
Campaneris	983
Foxx	975
Simmons	969
Bishop	882
Dykes	881
Cochrane	823
Davis, H.	811
McGwire	773

## Doubles

Dykes	365
Simmons	348
Davis, H.	319
Johnson, B.	307
Miller	292
Henderson	289
Chavez	282
Murphy, Da.	275
Moses	274
Campaneris	270

## Walks

Henderson	1227
Bishop	1043
Johnson	853
McGwire	847
Valo	821
Bando	792
Foxx	781
Joost	768
Hartsell	733
Murphy, Dw.	694

## Stolen Bases

Henderson	867
Campaneris	566
Collins	377
North	232
Davis, H.	223
Hartsell	195
Oldring	187
Murphy, Da.	185
Baker, F.	172
Lansford	146

## At Bats

Campaneris	7180
Henderson	6140
Dykes	6023
Johnson, B.	5428
Davis, H.	5367
Bando	5145
Murphy, Da.	5134
Simmons	5132
Suder	5085
Chavez	4783

## Hits

Campaneris	1882
Simmons	1827
Henderson	1768
Dykes	1705
Johnson, B.	1617
Davis, H.	1498
Foxx	1492
Murphy, Da.	1488
Miller	1483
Lansford	1317
Cochrane	1317

## Triples

Murphy, Da.	102
Simmons	98
Baker	88
Collins	84
Davis, H.	83
Foxx	79
Oldring	75
Hartsell	74
Miller	73
Dykes	73

## Strikeouts

Jackson	1226
Canseco	1096
McGwire	1043
Campaneris	933
Chavez	922
Henderson	915
Murphy, Dw.	883
Green	785
Dykes	705
Bando	702

## Batting Average

Simmons	.356
Foxx	.339
Collins	.337
Cochrane	.321
Baker	.321
McInnis	.313
Miller	.311
Cramer	.308
Moses	.307
Hale	.305

(Min. 2500 plate appearances)



Bert "Campy" Campaneris

## Home Runs

McGwire	363
Foxx	302
Jackson	269
Canseco	254
Johnson, B.	252
Chavez	230
Simmons	209
Giambi	198
Bando	192
Zernial	191

## Total Bases

Simmons	2998
Johnson, B.	2824
Foxx	2813
Henderson	2640
Campaneris	2502
Dykes	2477
McGwire	2451
Jackson	2323
Chavez	2288
Miller	2206

## Slugging Percentage

Foxx	.640
Simmons	.584
McGwire	.551
Giambi	.531
Johnson, B.	.520
Canseco	.507
Jackson	.496
Cochrane	.490
Zernial	.489
Chavez	.478

(Min. 2500 plate appearances)

## Runs Batted In

Simmons	1178
Foxx	1074
Johnson, B.	1040
McGwire	941
Bando	796
Canseco	793
Chavez	787
Jackson	776
Dykes	764
Miller	762
Davis, H.	762

## Extra Base Hits

Simmons	655
Foxx	638
Johnson, B.	631
McGwire	563
Chavez	532
Jackson	530
Dykes	525
Henderson	497
Davis, H.	470
Miller	460

## On-Base Percentage

Foxx	.440
Fain	.426
Bishop	.423
Collins	.422
Cochrane	.412
Henderson	.409
Giambi	.406
Valo	.403
Simmons	.398
Johnson, B.	.395

(Min. 2500 plate appearances)

# OAKLAND CAREER BATTING LEADERS

## Games

Henderson.....	1704
Bando.....	1410
McGwire.....	1329
Chavez.....	1320
Jackson.....	1311
Campaneris.....	1295
Murphy.....	1213
Lansford.....	1203
Steinbach.....	1199
Rudi.....	1088

## Runs

Henderson.....	1270
McGwire.....	773
Jackson.....	743
Chavez.....	730
Bando.....	725
Campaneris.....	722
Canseco.....	662
Giambi.....	640
Lansford.....	617
Murphy.....	614

## Doubles

Henderson.....	289
Chavez.....	282
Giambi.....	241
Jackson.....	230
Rudi.....	214
Bando.....	208
Steinbach.....	205
Lansford.....	201
McGwire.....	195
Ellis.....	193

## Walks

Henderson.....	1227
McGwire.....	847
Bando.....	775
Murphy.....	693
Giambi.....	636
Jackson.....	623
Chavez.....	565
Tenace.....	475
Canseco.....	469
Phillips.....	413

## Stolen Bases

Henderson.....	867
Campaneris.....	398
North.....	232
Lansford.....	146
Jackson.....	144
Canseco.....	135
Davis, M.....	121
Davis, R.....	116
Page.....	104
Javier.....	103

## At Bats

Henderson.....	6140
Campaneris.....	5159
Bando.....	4991
Chavez.....	4783
Lansford.....	4568
Jackson.....	4568
McGwire.....	4448
Steinbach.....	4162
Murphy.....	4047
Canseco.....	3970

## Hits

Henderson.....	1768
Campaneris.....	1355
Lansford.....	1317
Bando.....	1279
Chavez.....	1276
Jackson.....	1207
McGwire.....	1157
Steinbach.....	1144
Giambi.....	1100
Rudi.....	1079

## Triples

Henderson.....	41
Campaneris.....	39
Rudi.....	32
Phillips.....	29
Lansford.....	23
Jackson.....	23
North.....	23
Bando.....	22
Monday.....	21
Page.....	21
Ellis.....	21

## Strikeouts

Jackson.....	1180
Canseco.....	1096
McGwire.....	1043
Chavez.....	922
Henderson.....	915
Murphy.....	883
Steinbach.....	689
Bando.....	675
Giambi.....	674
Cust.....	673

## Batting Average

Giambi.....	.300
Berroa.....	.293
Lansford.....	.288
Henderson.....	.288
Kotsay.....	.282
Grieve.....	.280
Steinbach.....	.275
Griffin.....	.273
Rudi.....	.273
North.....	.271

(Min. 1750 plate appearances)



Rickey Henderson

## Home Runs

McGwire.....	363
Jackson.....	268
Canseco.....	254
Chavez.....	230
Giambi.....	198
Bando.....	192
Henderson.....	167
Tejada.....	156
Murphy.....	153
Steinbach.....	132

## Total Bases

Henderson.....	2640
McGwire.....	2451
Chavez.....	2288
Jackson.....	2287
Bando.....	2107
Canseco.....	2012
Giambi.....	1949
Lansford.....	1846
Steinbach.....	1773
Campaneris.....	1764

## Slugging Percentage

McGwire.....	.551
Giambi.....	.531
Stairs.....	.509
Canseco.....	.507
Jackson.....	.501
Berroa.....	.499
Chavez, M.....	.478
Grieve.....	.475
Swisher.....	.464
Tejada.....	.460

(Min. 1750 plate appearances)

## Runs Batted In

McGwire.....	941
Canseco.....	793
Bando.....	789
Chavez.....	787
Jackson.....	770
Giambi.....	715
Henderson.....	648
Tejada.....	604
Steinbach.....	595
Murphy.....	563

## Extra Base Hits

McGwire.....	563
Chavez.....	532
Jackson.....	521
Henderson.....	497
Canseco.....	448
Giambi.....	446
Bando.....	422
Rudi.....	362
Tejada.....	358
Steinbach.....	351

## On-Base Percentage

Henderson.....	.409
Giambi.....	.406
Cust.....	.381
McGwire.....	.380
Tenace.....	.374
Monday.....	.371
Grieve.....	.370
North.....	.364
Stairs.....	.363
Swisher.....	.361

(Min. 1750 plate appearances)

# FRANCHISE CAREER PITCHING LEADERS

## Games

Eckersley	525
Plank	524
Fingers	502
Rommel	500
Lindblad	479
Walberg	412
Grove	402
Honeycutt	387
Bender	385
Hunter	363

## Complete Games

Plank	362
Bender	230
Grove	181
Waddell	168
Rommel	147
Coombs	136
Walberg	126
Hunter	116
Blue	105
Kellner	95

## Wins

Plank	284
Grove	195
Bender	193
Rommel	171
Hunter	161
Walberg	134
Waddell	131
Blue	124
Stewart	119
Coombs	115

## Innings Pitched

Plank	3860.2
Bender	2603.0
Rommel	2556.1
Hunter	2456.1
Grove	2400.2
Walberg	2186.2
Blue	1946.0
Waddell	1869.1
Kellner	1730.1
Stewart	1717.1

## Games Started

Plank	459
Hunter	340
Bender	288
Grove	267
Walberg	267
Blue	262
Rommel	249
Stewart	245
Kellner	239
Zito	222

## Shutouts

Plank	59
Waddell	37
Bender	37
Hunter	31
Blue	28
Coombs	28
Grove	20
Rommel	18
Dyert	16
Bush	15
Walberg	15

## Losses

Plank	162
Rommel	119
Walberg	114
Hunter	113
Kellner	108
Langford	105
Bender	102
Harriss	93
Blue	86
Naylor	83

## Walks

Plank	913
Walberg	853
Grove	740
Odom	732
Rommel	724
Kellner	717
Hunter	687
Marchildon	682
Stewart	655
Blue	617



**Eddie Plank**

## Saves

Eckersley	320
Fingers	136
Taylor	100
Street	94
Isringhausen	75
Howell	61
<b>Bailey</b>	<b>51</b>
Koch	44
Foulke	44
Caudill	37

*(Since 1969)*

## Strikeouts

Plank	1985
Waddell	1576
Bender	1536
Grove	1523
Hunter	1520
Blue	1315
Stewart	1152
Zito	1096
Walberg	907
Hudson	899

## ERA

Waddell	1.97
Morgan	2.15
Bender	2.32
Plank	2.39
Coombs	2.60
Dyert	2.65
Grove	2.88
Fingers	2.91
Holtzman	2.92
Blue	2.95

*(Min. 700 innings pitched)*

## Won-Loss Percentage

Grove	195-79	.712
Hudson	92-39	.702
Mulder	81-42	.659
Bender	193-102	.654
Plank	284-162	.637
Coombs	115-67	.632
Earnshaw	98-58	.628
Zito	102-63	.618
Welch	96-60	.615
Waddell	131-82	.615

*(Min. 100 decisions)*

## DESIGNATED HITTER RULE

A hitter may be designated to bat for the pitcher in any spot in the batting order in any game without affecting the status of the pitcher. The designated hitter must be selected and be included on the lineup cards presented to the umpire-in-chief prior to the game. Failure to do so precludes the use of a designated hitter for that game.

The designated hitter is "locked" into the batting order but may be removed for a pinch-hitter or pinch-runner, who in turn becomes the designated hitter. The designated hitter, while still in the game, may be used defensively but the pitcher then assumes the batting order of the replaced defensive player, thus terminating the designated hitter role. The designated hitter is eligible for all American League batting titles.

# OAKLAND CAREER PITCHING LEADERS

## Games

Eckersley	525
Fingers	502
Lindblad	391
Honeycutt	387
Groom	301
Nelson	281
Taylor	281
Blue	273
Hunter	266
Mohler	262

## Complete Games

Blue	105
Hunter	96
Langford	85
Holtzman	54
Keough	53
Norris	52
Stewart	49
McCatty	45
Dobson	42
Odom	34

## Wins

Hunter	131
Blue	124
Stewart	119
Zito	102
Welch	96
Hudson	92
Mulder	81
Holtzman	77
Langford	73
Odom	71

## Innings Pitched

Blue	1946.0
Hunter	1886.1
Stewart	1717.1
Langford	1467.2
Zito	1430.1
Welch	1271.1
Hudson	1240.2
Odom	1202.1
McCatty	1189.0
Norris	1123.2

## Games Started

Blue	262
Hunter	260
Stewart	245
Zito	222
Welch	195
Langford	195
Hudson	183
Odom	178
McCatty	161
Norris	157

## Shutouts

Blue	28
Hunter	24
Holtzman	13
Odom	11
Dobson	10
Langford	10
Stewart	9
Hudson	8
Mulder	8
four players tied	7

## Losses

Langford	105
Blue	86
Stewart	78
Hunter	77
Keough	75
Zito	63
McCatty	63
Odom	61
Fingers	61
Welch	60

## Walks

Stewart	655
Blue	617
Odom	598
Zito	560
McCatty	520
Norris	499
Hunter	493
Welch	469
Keough	456
Langford	402



Jim "Catfish" Hunter

## Saves

Eckersley	320
Fingers	136
Taylor	100
Street	94
Isringhausen	75
Howell	61
Bailey	51
Koch	44
Foulke	44
Caudill	37

## Strikeouts

Blue	1315
Stewart	1152
Hunter	1139
Zito	1096
Hudson	899
Fingers	784
Welch	677
Odom	675
Mulder	668
Eckersley	658

## ERA

Eckersley	2.74
Segui	2.78
Duchscherer	2.82
Fingers	2.91
Holtzman	2.92
Blue	2.95
Lindblad	2.98
Hunter	3.00
Honeycutt	3.10
Hudson	3.30

(Min. 60 innings pitched)

## Won-Loss Percentage

Hudson	92-39	.702
Mulder	81-42	.659
Hunter	131-77	.630
Zito	102-63	.618
Lindblad	42-26	.618
Welch	96-60	.615
Stewart	119-78	.604
Blue	124-86	.590
Moore	66-46	.589
Holtzman	77-55	.583

(Min. 60 decisions)

RECORDS

## LASTS BY A'S PITCHERS

<b>Run:</b>	Trevor Cahill, June 17, 2009 at Los Angeles
<b>Hit:</b>	Ben Sheets, June 19, 2010 at St. Louis
<b>Double:</b>	Joe Kennedy, June 12, 2007 at Houston
<b>Triple:</b>	John Odom, August 22, 1971 vs. Boston (Game 1)

<b>Homer:</b>	John Odom, September 4, 1972 vs. California (Game 1)
<b>RBI:</b>	Joe Kennedy, June 12, 2007 at Houston
<b>Walk:</b>	Dana Eveland, May 16, 2008 at Atlanta
<b>Stolen Base:</b>	Gene Nelson, July 3, 1988 at Toronto (pinch runner)

# FRANCHISE SEASON BATTING LEADERS

## Games

Tejada (2003) .....	162
Long (2002) .....	162
Tejada (2002) .....	162
Long (2001) .....	162
Tejada (2001) .....	162
Griffin (1986) .....	162
Griffin (1985) .....	162
Bando (1973) .....	162
Bando (1969) .....	162
Bando (1968) .....	162
Siebern (1962) .....	162

## Runs

Simmons (1930) .....	152
Foxx (1932) .....	151
Lajoie (1901) .....	145
Simmons (1932) .....	144
Collins (1912) .....	137
Joost (1949) .....	128
Foxx (1930) .....	127
Foxx (1933) .....	125
Collins (1913) .....	125
Jackson (1969) .....	123
Foxx (1929) .....	123

## Doubles

Simmons (1926) .....	53
Moses (1937) .....	48
Lajoie (1901) .....	48
Giambi (2001) .....	47
McNair (1932) .....	47
H. Davis (1905) .....	47
Seybold (1903) .....	45
B. Johnson (1933) .....	44
five tied with .....	43

## Walks

Joost (1949) .....	149
Giambi (2000) .....	137
Fain (1949) .....	136
Fain (1950) .....	133
Giambi (2001) .....	129
Bishop (1930) .....	128
Bishop (1929) .....	128
Joost (1952) .....	122
Hartsel (1905) .....	121
Valo (1949) .....	119
Joost (1948) .....	119

## Stolen Bases

RHenderson (1982) ..	130
RHenderson (1983) ..	108
RHenderson (1980) ..	100
Collins (1910) .....	81
North (1976) .....	75
Collins (1909) .....	67
RHenderson (1998) ..	66
RHenderson (1984) ..	66
RHenderson (1990) ..	65
Collins (1912) .....	63

## At Bats

Simmons (1932) .....	670
Tejada (2002) .....	662
Cramer (1933) .....	661
Simmons (1925) .....	658
Finney (1936) .....	653
Moses (1937) .....	649
Cramer (1934) .....	649
Damon (2001) .....	644
Cramer (1935) .....	644
Campaneris (1968) ..	642

## Hits

Simmons (1925) .....	253
Lajoie (1901) .....	232
Simmons (1932) .....	216
Cramer (1935) .....	214
Foxx (1932) .....	213
Simmons (1929) .....	212
Simmons (1930) .....	211
Moses (1937) .....	208
Foxx (1933) .....	204
Tejada (2002) .....	204

## Triples

Baker (1912) .....	21
Baker (1909) .....	19
Da. Murphy (1910) ..	18
Da. Murphy (1904) ..	17
Simmons (1930) .....	16
Miller (1929) .....	16
Strunk (1915) .....	16
Cimoli (1962) .....	15
Witt (1916) .....	15
Baker (1910) .....	15
Collins (1910) .....	15

## Strikeouts

Cust (2008) .....	197
Cust (2009) .....	185
Canseco (1986) .....	175
Jackson (1968) .....	171
Cust (2007) .....	164
Jackson (1971) .....	161
Canseco (1990) .....	158
Canseco (1987) .....	157
Swisher (2006) .....	152
Canseco (1991) .....	152

## Batting Average

Lajoie (1901) .....	426
Simmons (1931) .....	390
Simmons (1925) .....	384
Simmons (1930) .....	381
Collins (1911) .....	365
Simmons (1929) .....	365
Foxx (1932) .....	364
Cochrane (1930) .....	357
Cobb (1927) .....	357
Foxx (1933) .....	356
Lamar (1925) .....	356



Al Simmons

## Home Runs

Foxx (1932) .....	58
McGwire (1996) .....	52
McGwire (1987) .....	49
Foxx (1933) .....	48
Jackson (1969) .....	47
Canseco (1991) .....	44
Foxx (1934) .....	44
Giambi (2000) .....	43
McGwire (1992) .....	42
Canseco (1988) .....	42
Zernial (1953) .....	42

## Total Bases

Foxx (1932) .....	438
Foxx (1933) .....	403
Simmons (1930) .....	392
Simmons (1925) .....	392
Simmons (1929) .....	373
Simmons (1932) .....	367
Foxx (1930) .....	358
Moses (1937) .....	357
Foxx (1934) .....	352
Canseco (1988) .....	347

## Slugging Percentage

Foxx (1932) .....	.749
McGwire (1996) .....	.730
Simmons (1930) .....	.708
Foxx (1933) .....	.703
Giambi (2001) .....	.660
Foxx (1934) .....	.653
Giambi (2000) .....	.647
Lajoie (1901) .....	.643
Simmons (1929) .....	.642
Simmons (1931) .....	.641

## Runs Batted In

Foxx (1932) .....	169
Simmons (1930) .....	165
Foxx (1933) .....	163
Simmons (1929) .....	157
Foxx (1930) .....	156
Simmons (1932) .....	151
Giambi (2000) .....	137
Tejada (2002) .....	131
Baker (1912) .....	130
Foxx (1934) .....	130

## Extra Base Hits

Foxx (1932) .....	100
Foxx (1933) .....	94
Simmons (1930) .....	93
Giambi (2001) .....	87
Jackson (1969) .....	86
Moses (1937) .....	86
Simmons (1929) .....	84
Foxx (1930) .....	83
Simmons (1926) .....	82
McGwire (1987) .....	81

## On-Base Percentage

Giambi (2001) .....	.477
Giambi (2000) .....	.476
Foxx (1932) .....	.469
McGwire (1996) .....	.467
Foxx (1929) .....	.463
Lajoie (1901) .....	.463
Foxx (1935) .....	.461
Cochrane (1933) .....	.459
Collins (1914) .....	.452
Collins (1911) .....	.451
Fain (1951) .....	.451

# OAKLAND SEASON BATTING LEADERS

## Games

Tejada (2003) .....	162
Long (2002) .....	162
Tejada (2002) .....	162
Long (2001) .....	162
Tejada (2001) .....	162
Griffin (1986) .....	162
Griffin (1985) .....	162
Bando (1973) .....	162
Bando (1969) .....	162
Bando (1968) .....	162

## Runs

Jackson (1969) .....	123
Canseco (1988) .....	120
RHenderson (1990) ..	119
RHenderson (1982) ..	119
Giambi (1999) .....	115
Canseco (1991) .....	115
RHenderson (1984) ..	113
RHenderson (1980) ..	111
Giambi (2001) .....	109
three players tied ..	108

## Doubles

Giambi (2001) .....	47
Chavez (2001) .....	43
Tejada (2003) .....	42
Grieve (1998) .....	41
Giambi (1997) .....	41
Chavez (2005) .....	40
Grieve (2000) .....	40
Giambi (1996) .....	40
five players tied .....	39

## Walks

Giambi (2000) .....	137
Giambi (2001) .....	129
RHenderson (1998) ..	118
Bando (1970) .....	118
RHenderson (1980) ..	117
McGwire (1996) .....	116
RHenderson (1982) ..	116
Jackson (1969) .....	114
Bando (1969) .....	111
Cust (2008) .....	111

## Stolen Bases

RHenderson (1982) ..	130
RHenderson (1983) ..	108
RHenderson (1980) ..	100
North (1976) .....	75
RHenderson (1998) ..	66
RHenderson (1984) ..	66
RHenderson (1990) ..	65
Campaneris (1969) ..	62
Campaneris (1968) ..	62
RHenderson (1991) ..	58

## At Bats

Tejada (2002) .....	662
Damon (2001) .....	644
Campaneris (1968) ..	642
Tejada (2003) .....	636
Sierra (1993) .....	630
Canseco (1987) .....	630
Long (2001) .....	629
Armas (1980) .....	628
Chavez (2005) .....	625
Campaneris (1972) ..	625

## Hits

Tejada (2002) .....	204
Kotsay (2004) .....	190
Canseco (1988) .....	187
Lansford (1989) .....	185
Washington (1975) ..	182
Giambi (1999) .....	181
Rudi (1972) .....	181
Lansford (1984) .....	179
RHenderson (1980) ..	179
Giambi (2001) .....	178
Long (2001) .....	178

## Triples

Garner (1976) .....	12
Polonia (1987) .....	10
Byrnes (2003) .....	9
Rudi (1972) .....	9
Campaneris (1968) ..	9
<b>Pennington (2010) ..</b>	<b>8</b>
Armas (1980) .....	8
Page (1977) .....	8
Campaneris (1974) ..	8
seven players tied ..	7

## Strikeouts

Cust (2008) .....	197
Cust (2009) .....	185
Canseco (1986) .....	175
Jackson (1968) .....	171
Cust (2007) .....	164
Jackson (1971) .....	161
Canseco (1990) .....	158
Canseco (1987) .....	157
Swisher (2006) .....	152
Canseco (1991) .....	152

## Batting Average

Giambi (2001) .....	.342
Lansford (1989) .....	.336
Giambi (2000) .....	.333
RHenderson (1990) ..	.325
Durazo (2004) .....	.321
RHenderson (1981) ..	.319
Giambi (1999) .....	.315
Kotsay (2004) .....	.314
McGwire (1996) .....	.312
Washington (1975) ..	.308
Tejada (2002) .....	.308



Reggie Jackson

## Home Runs

McGwire (1996) .....	52
McGwire (1987) .....	49
Jackson (1969) .....	47
Canseco (1991) .....	44
Giambi (2000) .....	43
McGwire (1992) .....	42
Canseco (1988) .....	42
Thomas (2006) .....	39
McGwire (1995) .....	39
McGwire (1990) .....	39

## Total Bases

Canseco (1988) .....	347
McGwire (1987) .....	344
Giambi (2001) .....	343
Tejada (2002) .....	336
Jackson (1969) .....	334
Giambi (2000) .....	330
Giambi (1999) .....	318
Canseco (1991) .....	318
Armas (1980) .....	314
Berroa (1996) .....	312

## Slugging Percentage

McGwire (1996) .....	.730
Giambi (2001) .....	.660
Giambi (2000) .....	.647
McGwire (1987) .....	.618
Jackson (1969) .....	.608
McGwire (1992) .....	.585
RHenderson (1990) ..	.577
Canseco (1988) .....	.569
Jaha (1999) .....	.556
Canseco (1991) .....	.556

## Runs Batted In

Giambi (2000) .....	137
Tejada (2002) .....	131
Canseco (1988) .....	124
Giambi (1999) .....	123
Canseco (1991) .....	122
Giambi (2001) .....	120
McGwire (1987) .....	118
Kingman (1984) .....	118
Jackson (1969) .....	118
Canseco (1986) .....	117
Jackson (1973) .....	117

## Extra Base Hits

Giambi (2001) .....	87
Jackson (1969) .....	86
McGwire (1987) .....	81
Jackson (1975) .....	78
Canseco (1991) .....	77
Canseco (1988) .....	76
Chavez (2001) .....	75
Chavez (2003) .....	73
McGwire (1996) .....	73
Giambi (2000) .....	73

## On-Base Percentage

Giambi (2001) .....	.477
Giambi (2000) .....	.476
McGwire (1996) .....	.467
RHenderson (1990) ..	.439
Giambi (1999) .....	.422
RHenderson (1980) ..	.420
Jaha (1999) .....	.414
RHenderson (1983) ..	.414
RHenderson (1994) ..	.411
Jackson (1969) .....	.410

RECORDS

# FRANCHISE SEASON PITCHING LEADERS

## Games

Koch (2002) . . . . .	84
Wyatt (1964) . . . . .	81
Groom (1997) . . . . .	78
Groom (1999) . . . . .	76
Fingers (1974) . . . . .	76
<b>Breslow (2010) . . . . .</b>	<b>75</b>
Bradford (2002) . . . . .	75
Groom (1998) . . . . .	75
Fingers (1975) . . . . .	75
<b>Wuertz (2009) . . . . .</b>	<b>74</b>
Lacey (1978) . . . . .	74

## Complete Games

Waddell (1904) . . . . .	39
Plank (1904) . . . . .	37
Plank (1905) . . . . .	35
Coombs (1910) . . . . .	35
Fraser (1901) . . . . .	35
Waddell (1903) . . . . .	34
Plank (1907) . . . . .	33
Plank (1903) . . . . .	33
Plank (1902) . . . . .	31
Myers (1916) . . . . .	31
Henley (1904) . . . . .	31

## Wins

Grove (1931) . . . . .	31
Coombs (1910) . . . . .	31
Grove (1930) . . . . .	28
Coombs (1911) . . . . .	28
Welch (1990) . . . . .	27
Rommell (1922) . . . . .	27
Waddell (1905) . . . . .	27
Plank (1904) . . . . .	26
Plank (1912) . . . . .	26
three players tied . . . . .	25

## Innings Pitched

Waddell (1904) . . . . .	383.0
Plank (1904) . . . . .	357.1
Coombs (1910) . . . . .	353.0
Plank (1905) . . . . .	346.2
Plank (1907) . . . . .	343.2
Coombs (1911) . . . . .	336.2
Plank (1903) . . . . .	336.0
Perry (1918) . . . . .	332.1
Fraser (1901) . . . . .	331.0
Waddell (1905) . . . . .	328.2

## Games Started

Waddell (1904) . . . . .	46
Plank (1904) . . . . .	43
Hunter (1974) . . . . .	41
Plank (1905) . . . . .	41
eight players tied . . . . .	40

## Shutouts

Coombs (1910) . . . . .	13
Blue (1971) . . . . .	8
Plank (1907) . . . . .	8
Waddell (1906) . . . . .	8
Waddell (1904) . . . . .	8
Bush (1916) . . . . .	8
six players tied . . . . .	7

## Losses

Perry (1920) . . . . .	25
Bush (1916) . . . . .	24
Myers (1916) . . . . .	23
Rommel (1921) . . . . .	23
Naylor (1920) . . . . .	23
Wyckoff (1915) . . . . .	22
Ditmar (1956) . . . . .	22
Kelley (1937) . . . . .	21
Harris (1943) . . . . .	21
nine tied with . . . . .	20

## Walks

Myers (1916) . . . . .	168
Wyckoff (1915) . . . . .	165
Marchildon (1947) . . . . .	141
Marchildon (1942) . . . . .	140
Earnshaw (1930) . . . . .	139
Cain (1933) . . . . .	137
Fraser (1901) . . . . .	132
Grove (1925) . . . . .	131
Marchildon (1948) . . . . .	131
Bush (1916) . . . . .	130



Lefty Grove

## Saves

Eckersley (1992) . . . . .	51
Eckersley (1990) . . . . .	48
Eckersley (1988) . . . . .	45
Koch (2002) . . . . .	44
Foulke (2003) . . . . .	43
Eckersley (1991) . . . . .	43
Street (2006) . . . . .	37
Eckersley (1993) . . . . .	36
Caudill (1984) . . . . .	36
Isringhausen (2001) . . . . .	34
(Since 1969)	

## Strikeouts

Waddell (1904) . . . . .	349
Waddell (1903) . . . . .	302
Blue (1971) . . . . .	301
Waddell (1905) . . . . .	287
Waddell (1907) . . . . .	232
Coombs (1910) . . . . .	224
Plank (1905) . . . . .	210
Waddell (1902) . . . . .	210
Grove (1930) . . . . .	209
three players tied . . . . .	205

## ERA

Coombs (1910) . . . . .	1.30
Krause (1909) . . . . .	1.39
Waddell (1905) . . . . .	1.48
Morgan (1910) . . . . .	1.55
Bender (1910) . . . . .	1.58
Waddell (1904) . . . . .	1.62
Morgan (1909) . . . . .	1.65
Bender (1909) . . . . .	1.66
Plank (1909) . . . . .	1.76
Blue (1971) . . . . .	1.82

## Won-Loss Percentage

Grove (1931) . . . . .	31-4	.886
Bender (1914) . . . . .	17-3	.850
Grove (1930) . . . . .	28-5	.848
Zito (2002) . . . . .	23-5	.821
Bender (1910) . . . . .	23-5	.821
Welch (1990) . . . . .	27-6	.818
Plank (1912) . . . . .	26-6	.813
Hunter (1973) . . . . .	21-5	.808
Coombs (1910) . . . . .	31-9	.775
Waddell (1902) . . . . .	24-7	.774
Shantz (1952) . . . . .	24-7	.774
(Min. 20 decisions)		

## RELIEF PITCHERS SAVE RULE

A pitcher is credited with a save when he meets all three of the following conditions:

1. He is the finishing pitcher in a game won by his club, and
2. He is not the winning pitcher, and
3. He qualifies under one of the following conditions:
  - a. He enters the game with a lead of no more than three runs and pitches for at least one inning, or
  - b. He enters the game with the potential tying run either on base, at bat, or on deck (that is, the potential tying run is either on base or is one of the first two batsmen he faces), or
  - c. He pitches effectively for at least three innings

# OAKLAND SEASON PITCHING LEADERS

## Games

Koch (2002) . . . . .	84
Groom (1997) . . . . .	78
Groom (1999) . . . . .	76
Fingers (1974) . . . . .	76
<b>Breslow (2010)</b> . . . . .	<b>75</b>
Bradford (2002) . . . . .	75
Groom (1998) . . . . .	75
Fingers (1975) . . . . .	75
<b>Wuertz (2009)</b> . . . . .	<b>74</b>
Lacey (1978) . . . . .	74

## Complete Games

Langford (1980) . . . . .	28
Norris (1980) . . . . .	24
Blue (1971) . . . . .	24
Hunter (1974) . . . . .	23
Keough (1980) . . . . .	20
Blue (1976) . . . . .	20
Langford (1981) . . . . .	18
six players tied . . . . .	16

## Wins

Welch (1990) . . . . .	27
Hunter (1974) . . . . .	25
Blue (1971) . . . . .	24
Zito (2002) . . . . .	23
Stewart (1990) . . . . .	22
Norris (1980) . . . . .	22
Blue (1975) . . . . .	22
seven players tied . . . . .	21

## Innings Pitched

Hunter (1974) . . . . .	318.0
Blue (1971) . . . . .	312.0
Blue (1976) . . . . .	298.0
Holtzman (1973) . . . . .	297.1
Hunter (1972) . . . . .	295.0
Langford (1980) . . . . .	290.0
Norris (1980) . . . . .	284.0
Blue (1974) . . . . .	282.0
Blue (1977) . . . . .	280.0
Blue (1975) . . . . .	278.0

## Games Started

Hunter (1974) . . . . .	41
Blue (1974) . . . . .	40
Holtzman (1973) . . . . .	40
Dobson (1970) . . . . .	40
Hunter (1970) . . . . .	40
Torrez (1976) . . . . .	39
Blue (1971) . . . . .	39
Blue (1977) . . . . .	38
Blue (1975) . . . . .	38
Holtzman (1975) . . . . .	38
Holtzman (1974) . . . . .	38

## Shutouts


Blue (1971) . . . . .	8
Blue (1976) . . . . .	6
Hunter (1974) . . . . .	6
Nash (1968) . . . . .	6
Hunter (1972) . . . . .	5
Dobson (1970) . . . . .	5
10 players tied . . . . .	4

## Losses

Kingman (1980) . . . . .	20
Blue (1977) . . . . .	19
Langford (1977) . . . . .	19
Keough (1982) . . . . .	18
Keough (1979) . . . . .	17
Holtzman (1974) . . . . .	17
Candiotti (1998) . . . . .	16
Langford (1982) . . . . .	16
Langford (1979) . . . . .	16
Smith (2008) . . . . .	16

## Walks

Odom (1969) . . . . .	112
Stewart (1988) . . . . .	110
Rijo (1986) . . . . .	108
Holtzman (1975) . . . . .	108
Moore (1991) . . . . .	105
Stewart (1991) . . . . .	105
Stewart (1987) . . . . .	105
Blue (1973) . . . . .	105
Moore (1992) . . . . .	103
Appier (2000) . . . . .	102
Plunk (1986) . . . . .	102



Vida Blue

## Saves

Eckersley (1992) . . . . .	51
Eckersley (1990) . . . . .	48
Eckersley (1988) . . . . .	45
Koch (2002) . . . . .	44
Foulke (2003) . . . . .	43
Eckersley (1991) . . . . .	43
Street (2006) . . . . .	37
Eckersley (1993) . . . . .	36
Caudill (1984) . . . . .	36
Isringhausen (2001) . . . . .	34

## Strikeouts

Blue (1971) . . . . .	301
Zito (2001) . . . . .	205
Stottlemire (1995) . . . . .	205
Stewart (1987) . . . . .	205
Haren (2007) . . . . .	192
Stewart (1988) . . . . .	192
Hunter (1972) . . . . .	191
Blue (1975) . . . . .	189
Zito (2002) . . . . .	182
Hudson (2001) . . . . .	181
Hunter (1971) . . . . .	181

## ERA

Blue (1971) . . . . .	1.82
Hunter (1972) . . . . .	2.04
Nash (1968) . . . . .	2.28
McCatty (1981) . . . . .	2.32
Blue (1976) . . . . .	2.36
Odom (1968) . . . . .	2.45
Hunter (1974) . . . . .	2.49
Torrez (1976) . . . . .	2.50
Odom (1972) . . . . .	2.50
Holtzman (1972) . . . . .	2.51

## Won-Loss Percentage

Zito (2002) . . . . .	23-5	.821
Welch (1990) . . . . .	27-6	.818
Hunter (1973) . . . . .	21-5	.808
Hudson (2000) . . . . .	20-6	.769
Blue (1971) . . . . .	24-8	.750
Hunter (1972) . . . . .	21-7	.750
Dobson (1971) . . . . .	15-5	.750
Mulder (2002) . . . . .	19-7	.731
Davis (1989) . . . . .	19-7	.731
Mulder (2001) . . . . .	21-8	.724

(Min. 20 decisions)

RECORDS

## LONGEST STREAKS BY OAKLAND A'S PITCHERS

### Scoreless

37	August 13 to August 17, 1983
29	June 11 to June 14, 1968
29	August 27 to August 31, 1996
29	April 9 to April 12, 1978
29	May 27 to May 30, 1976
29	June 3 to June 5, 1972
29	July 30 to August 2, 1972
29	July 21 to July 24, 1968

### Homeless

136.2	June 19-July 4, 1974
96.0	June 23-July 4, 1999
92.0	July 28-August 6, 1970
91.2	April 11-21, 1971
83.0	June 24-July 2, 1978
80.0	May 9-20, 1977
77.0	May 21-31, 1977



# ATHLETICS YEAR-BY-YEAR BATTING

Year	AVG.	AB	R	H	2B	3B	HR	RBI	BB	SO	SH	SF	HP	SB	CS	SLG	OBA
1901	.289	4882	805	1409	239	87	35	665	301	344	78		53	173		.395	.337
1902	.287	4762	775	1369	235	67	38	673	343	293	118		38	201		.389	.340
1903	.264	4673	597	1236	227	68	32	502	268	513	101		32	157		.363	.309
1904	.249	5088	557	1266	197	77	31	486	313	605	137		41	137		.336	.298
1905	.255	5146	623	1310	256	51	24	511	376	644	165		34	190		.338	.310
1906	.247	4883	561	1206	213	49	32	489	385		157		43	165		.330	.308
1907	.255	5010	582	1276	220	44	22	485	384		176		27	137		.329	.311
1908	.223	5065	486	1131	183	50	21	392	368		177		37	116		.292	.281
1909	.256	4906	605	1257	186	88	21	498	403		248		64	205		.343	.321
1910	.266	5154	673	1373	191	105	19	541	409		196		47	207		.355	.326
1911	.296	5199	861	1540	237	93	35	692	424		232		65	226		.398	.357
1912	.282	5111	779	1442	204	108	22	620	485		201		38	258		.377	.349
1913	.280	5044	794	1412	232	80	33	660	534	547	174		65	221		.375	.356
1914	.272	5126	749	1392	165	80	29	627	545	517	218		52	231	188	.352	.348
1915	.237	5081	545	1204	183	72	16	440	436	634	137		54	127	89	.311	.304
1916	.242	5010	447	1212	169	65	19	380	406	631	157		30	151		.313	.303
1917	.254	5109	529	1296	177	62	17	457	435	519	205		33	112		.323	.316
1918	.243	4278	412	1039	124	44	22	356	343	485	124		26	83		.308	.303
1919	.244	4730	457	1156	175	71	35	396	349	565	125		30	103		.334	.300
1920	.252	5256	558	1324	220	49	44	470	353	593	169		43	50	67	.338	.304
1921	.274	5465	657	1497	256	64	82	601	424	565	136		29	69	56	.389	.330
1922	.270	5211	705	1409	229	63	111	631	437	591	170		34	60	63	.402	.331
1923	.271	5196	661	1407	229	64	53	577	445	517	172		44	72	62	.370	.334
1924	.281	5184	685	1459	251	59	63	608	374	482	157		38	79	66	.389	.334
1925	.307	5399	831	1659	298	79	76	767	453	432	187		31	67	59	.434	.364
1926	.269	5046	677	1359	259	65	61	619	523	452	238		26	56	46	.383	.341
1927	.303	5296	841	1606	281	70	56	767	551	326	219		30	101	63	.414	.372
1928	.295	5226	829	1540	323	75	89	759	533	442	196		37	59	48	.336	.364
1929	.296	5204	901	1539	288	76	122	845	543	440	214		29	61	38	.451	.365
1930	.294	5345	951	1573	319	74	125	895	599	531	188		31	48	33	.452	.369
1931	.287	5377	858	1544	311	64	118	798	528	543	78		35	25	23	.435	.355
1932	.290	5537	981	1606	303	52	172	923	647	630	94		21	38	23	.457	.366
1933	.285	5330	875	1519	297	57	139	831	625	618	80		15	34	34	.440	.362
1934	.280	5317	764	1491	236	50	144	708	491	584	99		13	57	35	.425	.343
1935	.279	5269	710	1470	243	44	112	671	475	602	86		17	43	35	.406	.341
1936	.269	5373	714	1443	240	60	72	663	524	590	74		19	59	43	.376	.336
1937	.267	5228	699	1398	278	60	94	649	583	557	70		5	95	48	.397	.341
1938	.270	5229	726	1410	243	62	98	686	605	590	78		22	65	53	.396	.348
1939	.271	5309	711	1438	282	55	98	666	503	532	138		15	60	34	.400	.336
1940	.262	5304	703	1391	242	53	105	648	556	656	69		19	48	33	.387	.334
1941	.268	5336	713	1431	240	69	85	660	574	588	76		8	27	36	.387	.340
1942	.249	5285	549	1315	213	46	33	517	440	490	74		23	44	45	.325	.309
1943	.232	5244	497	1219	174	44	26	462	430	465	95		29	55	42	.297	.294
1944	.257	5312	525	1364	169	47	36	475	422	490	121		17	42	32	.327	.314
1945	.245	5296	494	1297	201	37	33	440	449	463	96		19	25	45	.316	.306
1946	.253	5200	529	1317	220	51	40	481	482	594	105		9	39	30	.338	.318
1947	.252	5198	633	1311	218	52	61	581	605	563	144		24	37	33	.349	.333
1948	.260	5181	729	1345	231	47	68	685	726	523	120		22	40	32	.362	.353
1949	.260	5123	726	1331	214	49	82	680	783	493	117		25	36	25	.369	.361
1950	.261	5212	670	1361	204	53	100	627	685	493	73		23	42	25	.378	.349
1951	.262	5277	736	1381	262	43	102	685	677	565	61		34	47	36	.386	.349
1952	.253	5163	664	1305	212	35	89	634	683	561	102		27	52	43	.359	.343
1953	.256	5455	632	1398	205	38	116	588	498	602	51		24	41	24	.372	.321
1954	.236	5206	542	1228	191	41	94	503	504	677	54	31	28	30	29	.342	.305
<b>Phila.</b>	<b>.266</b>		<b>36513</b>		<b>12386</b>		<b>3502</b>		<b>26237</b>		<b>7327</b>		<b>1674</b>				<b>.333</b>
	<b>278846</b>		<b>74211</b>		<b>3308</b>		<b>32670</b>							<b>5003</b>		<b>.372</b>	

Year	AVG.	AB	R	H	2B	3B	HR	RBI	BB	SO	SH	SF	HP	SB	CS	SLG	OBA
1955	.261	5335	638	1395	189	46	121	593	463	725	57	34	26	22	36	.382	.322
1956	.252	5256	619	1325	204	41	112	581	480	727	67	37	20	40	30	.370	.315
1957	.244	5170	563	1262	195	40	166	535	364	760	62	36	24	35	27	.394	.295
1958	.247	5261	642	1297	196	50	138	605	452	747	64	43	25	22	36	.381	.307
1959	.263	5264	681	1383	231	43	117	638	481	780	69	38	33	34	24	.390	.326
1960	.249	5226	615	1303	212	34	110	566	513	744	75	32	12	16	11	.366	.316
1961	.247	5423	683	1342	216	47	90	632	580	772	89	47	25	58	22	.354	.320
1962	.263	5576	745	1467	220	58	116	691	556	803	78	50	42	76	21	.386	.332
1963	.247	5495	615	1356	225	38	95	582	529	829	77	46	25	47	26	.353	.313
1964	.239	5524	621	1321	216	29	166	594	548	1104	53	25	42	34	20	.379	.311
1965	.240	5393	585	1294	186	59	110	546	521	1020	74	35	35	110	51	.358	.309
1966	.236	5328	564	1259	212	56	70	509	421	982	71	27	26	132	50	.337	.294
1967	.233	5349	533	1244	212	50	69	481	452	1019	59	36	42	132	59	.330	.296
<b>K.C.</b>	<b>.248</b>		<b>8104</b>		<b>2714</b>		<b>1480</b>		<b>6360</b>		<b>895</b>		<b>377</b>		<b>413</b>		<b>.312</b>
		<b>69600</b>		<b>17248</b>		<b>591</b>		<b>7553</b>		<b>11012</b>		<b>486</b>		<b>758</b>		<b>.368</b>	
1968	.240	5406	569	1300	192	40	94	522	472	1022	78	35	35	147	61	.343	.304
1969	.249	5614	740	1400	210	28	148	680	617	953	74	35	63	100	39	.376	.328
1970	.249	5376	678	1338	208	24	171	630	584	977	73	36	36	131	68	.392	.325
1971	.252	5494	691	1383	195	25	160	642	542	1018	80	38	37	80	53	.384	.321
1972	.240	5200	604	1248	195	29	134	565	463	886	100	36	47	87	48	.366	.306
1973	.260	5507	758	1431	216	28	147	714	595	919	67	53	35	128	57	.389	.333
1974	.247	5331	689	1315	205	37	132	637	568	876	60	51	38	164	93	.373	.321
1975	.254	5415	758	1376	220	33	151	703	609	846	74	35	51	183	82	.391	.333
1976	.246	5353	686	1319	208	33	113	625	592	818	58	58	45	341	123	.361	.323
1977	.240	5358	605	1284	176	37	117	548	516	910	64	46	36	176	89	.352	.308
1978	.245	5321	532	1304	200	31	100	492	433	800	108	27	25	144	117	.351	.303
1979	.239	5348	573	1276	188	32	108	541	482	751	75	46	20	104	69	.346	.302
1980	.259	5495	686	1424	212	35	137	635	506	824	99	41	19	175	82	.385	.322
1981	.247	3677	458	910	119	26	104	430	342	647	46	32	16	98	47	.379	.312
1982	.236	5448	691	1286	211	27	149	659	582	948	50	54	20	232	87	.367	.309
1983	.262	5516	708	1447	237	28	121	662	524	872	55	62	31	235	98	.381	.326
1984	.259	5457	738	1415	257	29	158	697	568	871	37	77	22	145	64	.404	.327
1985	.264	5581	757	1475	230	34	155	690	508	861	63	47	16	117	58	.401	.325
1986	.252	5435	731	1370	213	25	163	683	553	983	56	51	32	139	61	.390	.322
1987	.260	5511	806	1432	263	33	199	761	593	1056	50	48	36	140	63	.428	.333
1988	.263	5602	800	1474	251	22	156	752	580	926	54	55	65	129	54	.399	.336
1989	.261	5416	712	1414	220	25	127	659	562	855	56	62	34	157	55	.381	.331
1990	.254	5433	733	1379	209	22	164	693	651	992	60	48	46	144	51	.391	.336
1991	.248	5410	760	1342	246	19	159	716	642	981	41	49	50	151	64	.389	.331
1992	.258	5387	745	1389	219	24	142	693	707	831	72	59	49	143	59	.386	.346
1993	.254	5543	715	1408	260	21	158	679	622	1048	46	49	33	131	59	.394	.330
1994	.260	3885	549	1009	178	13	113	515	417	686	24	51	18	91	39	.399	.330
1995	.264	4916	730	1296	228	18	169	694	565	911	32	58	45	112	46	.420	.341
1996	.265	5630	861	1492	283	21	243	823	640	1114	35	39	58	58	35	.452	.344
1997	.260	5589	764	1451	274	23	197	714	642	1181	49	40	49	71	36	.423	.339
1998	.257	5490	804	1413	295	13	149	755	633	1122	58	46	55	131	47	.397	.338
1999	.259	5519	893	1430	287	20	235	845	770	1129	39	41	71	70	37	.446	.355
2000	.270	5560	947	1501	281	23	239	908	750	1159	26	44	52	40	15	.458	.360
2001	.264	5573	884	1469	334	22	199	835	640	1021	25	59	88	68	29	.439	.345
2002	.261	5558	800	1450	279	28	205	772	609	1008	20	36	68	46	20	.432	.339
2003	.254	5497	768	1398	317	24	176	742	556	898	22	53	59	48	14	.417	.327
2004	.270	5728	793	1545	336	15	189	752	608	1061	25	43	55	47	22	.433	.343
2005	.262	5627	772	1476	310	20	155	739	537	819	19	40	52	31	22	.407	.330
2006	.260	5500	771	1429	266	22	175	735	650	976	25	56	50	61	20	.412	.340
2007	.256	5577	741	1430	295	16	171	711	664	1119	18	56	49	52	20	.407	.338
2008	.242	5451	646	1318	270	23	125	610	574	1226	30	35	48	88	21	.369	.318
2009	.262	5584	759	1464	307	21	135	723	527	1046	31	54	50	133	48	.397	.328
2010	.256	5448	663	1396	276	30	109	619	527	1061	43	51	47	156	38	.378	.324
<b>Oak.</b>	<b>.255</b>		<b>31068</b>		<b>10376</b>		<b>6651</b>		<b>24722</b>		<b>2197</b>		<b>1851</b>		<b>2310</b>		<b>.329</b>
		<b>231766</b>		<b>59106</b>		<b>1099</b>		<b>29200</b>		<b>41008</b>		<b>2032</b>		<b>5224</b>		<b>.395</b>	
<b>Year</b>	<b>AVG.</b>	<b>AB</b>	<b>R</b>	<b>H</b>	<b>2B</b>	<b>3B</b>	<b>HR</b>	<b>RBI</b>	<b>BB</b>	<b>SH</b>	<b>HP</b>	<b>SB</b>	<b>CS</b>	<b>SLG</b>	<b>OBA</b>		
<b>Totals</b>	<b>.259</b>	<b>580212</b>	<b>75685</b>	<b>150565</b>	<b>25476</b>	<b>4998</b>	<b>11633</b>	<b>69423</b>	<b>57319</b>	<b>10419</b>	<b>3902</b>	<b>10985</b>	<b>.381</b>	<b>.329</b>			

# ATHLETICS YEAR-BY-YEAR PITCHING

Year	ERA	CG	SV	SHO	IP	H	R	ER	HR	BB	SO	HB	WP	OPP. AVG.
1901	4.00	124		6	1200.2	1346	761	534	20	374	350	59	40	.280
1902	3.29	114		5	1216.1	1292	636	444	33	368	455	63	29	.273
1903	2.98	112		10	1207.1	1124	519	400	20	315	728	71	38	.249
1904	2.35	136		26	1361.1	1149	503	355	13	366	887	63	23	.227
1905	2.19	117		19	1383.1	1137	492	337	21	409	895	63	40	.228
1906	2.60	107		19	1322.0	1135	543	382	9	425	749	57	30	.235
1907	2.35	106		27	1354.2	1106	511	353	13	378	789	67	36	.222
1908	2.56	102		23	1400.1	1194	562	398	10	410	741	53	46	.235
1909	1.93	110		27	1378.0	1069	408	296	9	386	728	62	31	.218
1910	1.79	123		24	1421.2	1103	441	282	8	450	789	55	42	.221
1911	3.01	97		13	1375.2	1343	601	460	17	487	739	81	34	.265
1912	3.32	95		11	1357.0	1273	658	501	12	518	601	57	30	.258
1913	3.19	69		17	1351.1	1200	592	479	24	532	630	39	48	.229
1914	2.78	89		24	1404.0	1264	529	433	18	521	720	28	37	.249
1915	4.29	78		6	1348.1	1358	888	643	22	827	588	57	68	.278
1916	3.92	94		11	1343.2	1311	776	585	26	715	575	31	53	.267
1917	3.27	80		8	1365.2	1310	691	496	23	562	516	23	37	.250
1918	3.22	80		13	1156.0	1106	538	413	13	486	277	35	20	.264
1919	4.26	72		1	1239.1	1371	742	587	44	503	417	29	25	.290
1920	3.93	79		6	1380.1	1612	834	602	56	461	423	40	27	.300
1921	4.61	75		2	1400.1	1645	894	717	85	548	431	32	34	.300
1922	4.59	73		4	1362.1	1573	830	695	107	469	373	32	22	.297
1923	4.08	65		7	1364.2	1465	761	619	68	550	400	23	23	.280
1924	4.39	68		8	1345.0	1527	778	656	43	597	371	28	19	.292
1925	3.87	61		8	1381.2	1468	713	594	60	544	495	36	30	.276
1926	3.00	62		10	1346.0	1362	570	448	38	451	571	31	22	.268
1927	3.97	66		8	1384.0	1467	726	611	65	442	553	36	18	.278
1928	3.36	81		15	1367.2	1349	615	511	66	424	607	22	19	.256
1929	3.44	70		9	1357.0	1371	615	519	73	487	573	15	28	.264
1930	4.28	72		8	1371.0	1457	751	652	84	488	672	20	25	.274
1931	3.47	97		12	1365.1	1342	626	526	73	457	574	9	20	.258
1932	4.45	95		10	1386.0	1477	752	686	112	511	595	18	21	.271
1933	4.81	69		6	1343.2	1523	853	718	77	644	423	17	33	.283
1934	5.01	68		8	1337.0	1429	838	745	84	693	480	23	33	.275
1935	5.12	58		7	1326.1	1486	869	754	73	704	469	25	35	.285
1936	6.08	68		3	1352.1	1645	1045	913	131	696	405	24	67	.300
1937	4.85	65		6	1335.0	1490	854	720	105	613	469	17	40	.281
1938	5.48	56		4	1324.0	1573	956	806	142	599	473	18	28	.292
1939	5.79	50		6	1342.2	1687	1022	864	148	579	397	19	35	.307
1940	5.22	72		4	1345.0	1543	932	780	135	534	488	15	40	.283
1941	4.83	64		3	1365.1	1516	840	733	136	557	386	18	46	.279
1942	4.45	67		5	1374.2	1404	801	679	89	639	546	21	35	.263
1943	4.05	73		5	1394.0	1421	717	627	73	536	503	35	24	.265
1944	3.26	72		10	1397.1	1345	594	506	58	390	534	31	30	.252
1945	3.62	65		11	1381.0	1380	638	556	55	571	531	22	18	.262
1946	3.90	61		10	1342.2	1371	680	582	83	577	562	25	13	.264
1947	3.51	70		12	1391.1	1291	614	543	85	597	493	14	14	.247
1948	4.43	74		7	1368.2	1456	735	673	86	638	486	15	35	.275
1949	4.23	85		9	1365.0	1359	725	642	105	758	490	19	33	.263
1950	5.49	50		3	1346.1	1528	913	821	138	729	466	31	39	.287
1951	4.47	52		7	1358.0	1421	745	674	109	569	437	32	30	.272
1952	4.15	73		11	1384.1	1402	723	639	113	526	562	35	21	.263
1953	4.67	51		7	1409.0	1475	799	731	121	594	566	57	51	.271
1954	5.18	49		3	1371.1	1523	875	789	141	685	555	39	40	.285
<b>Phila.</b>	<b>3.91</b>	<b>4281</b>		<b>544</b>	<b>72953.0</b>	<b>74574</b>	<b>38624</b>	<b>31709</b>	<b>3572</b>	<b>28889</b>	<b>29533</b>	<b>1887</b>	<b>1755</b>	

Year	ERA	CG	SV	SHO	IP	H	R	ER	HR	BB	SO	HB	WP	OPP. AVG.
1955	5.35	29		9	1382.0	1486	911	822	175	707	572	42	36	.278
1956	4.86	30		3	1370.1	1424	831	740	187	679	636	42	38	.271
1957	4.19	26		6	1369.2	1344	710	637	153	565	626	25	45	.260
1958	4.15	42		9	1398.1	1405	713	645	150	467	721	28	31	.262
1959	4.35	44		8	1360.2	1452	760	658	148	492	703	46	41	.274
1960	4.38	44		4	1374.0	1428	756	668	160	525	664	43	37	.271
1961	4.74	32		5	1415.0	1519	863	746	141	629	703	53	58	.275
1962	4.79	32		4	1434.0	1450	837	764	199	655	825	42	63	.263
1963	3.92	35		11	1458.0	1417	704	635	156	540	887	44	43	.256
1964	4.71	18		6	1455.2	1516	836	761	220	614	966	54	55	.269
1965	4.24	18		7	1433.0	1399	755	675	161	574	882	39	67	.256
1966	3.56	19		11	1435.0	1281	648	567	106	630	854	39	52	.241
1967	3.68	26		10	1428.0	1265	660	584	125	558	990	37	44	.238
<b>K.C.</b>	<b>4.37</b>	<b>395</b>		<b>93</b>	<b>18313.7</b>	<b>18386</b>	<b>9984</b>	<b>8902</b>	<b>2081</b>	<b>7635</b>	<b>10029</b>	<b>534</b>	<b>610</b>	
1968	2.94	45	29	18	1455.2	1220	544	476	124	505	997	31	55	.227
1969	3.71	42	36	14	1480.2	1356	678	611	163	586	887	39	55	.245
1970	3.30	33	40	15	1442.2	1253	593	529	134	542	858	34	56	.234
1971	3.05	57	36	18	1469.1	1229	564	498	131	501	999	33	37	.228
1972	2.58	42	43	23	1417.2	1170	457	406	96	418	862	19	29	.226
1973	3.29	46	41	16	1457.1	1311	615	532	143	494	797	30	52	.241
1974	2.95	49	28	12	1439.2	1322	551	472	90	430	755	25	27	.246
1975	3.27	36	44	10	1448.0	1267	606	526	102	523	784	37	47	.236
1976	3.26	39	29	15	1459.1	1412	598	528	96	415	711	30	40	.255
1977	4.05	32	25	4	1436.2	1459	749	647	145	560	788	24	55	.265
1978	3.62	26	29	11	1433.1	1401	690	577	106	582	750	26	37	.259
1979	4.75	41	20	4	1429.1	1606	860	754	147	654	726	49	72	.288
1980	3.46	94	13	9	1471.2	1347	642	566	142	521	769	31	51	.244
1981	3.30	60	10	11	993.0	883	403	364	80	370	505	28	30	.240
1982	4.54	42	22	6	1456.0	1506	819	735	177	648	697	30	58	.268
1983	4.35	22	33	12	1454.0	1462	782	703	135	626	719	31	43	.263
1984	4.48	15	44	6	1430.0	1554	796	712	155	592	695	35	47	.278
1985	4.41	10	41	6	1453.0	1451	787	712	172	607	785	25	48	.259
1986	4.31	22	37	8	1433.0	1334	760	686	166	667	937	34	62	.247
1987	4.32	18	40	6	1445.2	1442	789	694	176	531	1042	36	52	.258
1988	3.44	22	64	9	1489.1	1376	620	569	116	553	983	29	62	.247
1989	3.09	17	57	20	1448.1	1287	576	497	103	510	930	28	71	.239
1990	3.18	18	64	16	1456.0	1287	570	514	123	494	831	27	50	.238
1991	4.57	14	49	10	1444.1	1425	776	734	155	655	892	55	60	.260
1992	3.73	8	58	9	1447.0	1396	672	599	129	601	843	41	67	.256
1993	4.90	8	42	2	1452.1	1551	846	791	157	680	864	49	39	.276
1994	4.80	12	23	9	1003.1	979	589	535	128	510	732	34	42	.257
1995	4.93	8	34	4	1273.0	1320	761	698	153	556	890	53	56	.269
1996	5.20	7	34	5	1456.1	1638	900	841	205	644	884	52	60	.287
1997	5.48	2	38	1	1445.1	1734	946	880	197	642	953	64	51	.301
1998	4.81	12	39	4	1434.0	1555	866	766	179	529	922	56	68	.276
1999	4.69	6	48	5	1438.1	1537	846	750	160	569	967	54	57	.274
2000	4.58	7	43	11	1435.1	1535	813	730	158	615	963	48	46	.274
2001	3.59	13	44	9	1463.1	1384	645	583	153	440	1117	46	42	.249
2002	3.68	9	48	19	1452.0	1391	654	593	135	474	1021	62	40	.252
2003	3.63	16	48	14	1441.2	1336	643	582	140	499	1018	54	41	.246
2004	4.17	10	35	8	1471.1	1466	742	682	164	544	1034	68	39	.262
2005	3.69	9	38	12	1450.1	1315	658	594	154	504	1075	60	41	.241
2006	4.21	5	54	11	1451.2	1525	727	679	162	529	1003	55	43	.272
2007	4.28	4	36	9	1448.0	1468	758	689	138	530	1036	43	52	.263
2008	4.01	4	33	7	1435.0	1364	690	640	135	576	1061	54	30	.253
2009	4.26	2	38	10	1447.1	1486	761	685	156	523	1124	36	43	.265
2010	3.56	7	38	17	1431.2	1315	626	566	153	512	1070	38	42	.245
<b>Oak.</b>	<b>3.96</b>	<b>991</b>	<b>1645</b>	<b>445</b>	<b>61221.1</b>	<b>59655</b>	<b>29973</b>	<b>26925</b>	<b>6133</b>	<b>23461</b>	<b>38276</b>	<b>1733</b>	<b>2095</b>	

Year	ERA	CG	SHO	IP	H	R	ER	HR	BB	SO	HB	WP
<b>Totals</b>	<b>3.99</b>	<b>5667</b>	<b>1082</b>	<b>152488.0</b>	<b>152615</b>	<b>78576</b>	<b>67536</b>	<b>11786</b>	<b>59985</b>	<b>77838</b>	<b>4154</b>	<b>4460</b>

# ATHLETICS YEAR-BY-YEAR FIELDING

Year	AVG.	G	PO	A	E	TC	DP	TP	PB
1901	.942	137	3600	1903	337	5840	93	0	23
1902	.953	137	3646	1819	270	5735	75	0	13
1903	.960	137	3618	1613	217	5448	66	0	20
1904	.959	155	4080	1835	250	6165	67	0	21
1905	.957	152	4101	1746	265	6112	64	0	21
1906	.955	149	3941	1728	267	5936	86	1	17
1907	.958	150	4046	1959	263	6268	67	0	14
1908	.957	157	4158	1886	272	6316	68	1	20
1909	.961	153	4105	1894	245	6244	92	1	14
1910	.965	155	4255	2001	230	6486	117	0	10
1911	.964	152	4121	1896	225	6242	100	0	14
1912	.959	153	4100	2023	263	6386	115	0	17
1913	.966	153	4048	1958	212	6218	108	1	13
1914	.966	158	4198	1938	213	6349	116	1	25
1915	.947	154	4044	2023	338	6405	118	0	17
1916	.951	154	4021	2126	314	6461	126	0	19
1917	.961	154	4078	2064	251	6393	106	0	17
1918	.959	130	3458	1850	228	5536	136	0	7
1919	.956	140	3702	1902	257	5861	96	1	9
1920	.959	156	4120	2173	266	6559	125	0	13
1921	.958	155	4182	2005	274	6461	144	0	14
1922	.966	155	4072	1978	215	6265	118	1	16
1923	.964	153	4064	1935	221	6220	127	1	23
1924	.971	152	4025	1943	180	6148	157	0	12
1925	.966	153	4117	1931	211	6259	148	0	13
1926	.972	150	4041	1869	171	6081	131	1	10
1927	.970	155	4161	1897	190	6248	124	1	10
1928	.970	153	4107	1728	181	6016	124	0	10
1929	.975	151	4065	1587	146	5798	117	0	10
1930	.976	154	4127	1651	145	5923	121	0	11
1931	.976	153	4088	1614	141	5843	151	0	10
1932	.979	154	4160	1736	124	6020	142	0	15
1933	.966	152	4032	1750	203	5985	121	0	9
1934	.967	153	4012	1809	196	6017	166	0	12
1935	.967	149	3964	1690	190	5844	150	0	11
1936	.965	154	4061	1773	209	6043	152	0	21
1937	.967	154	4002	1725	198	5925	150	0	15
1938	.965	154	3964	1637	206	5807	119	0	15
1939	.965	153	4028	1678	210	5916	131	0	14
1940	.960	154	4035	1667	238	5940	131	0	15
1941	.967	154	4095	1733	200	6028	150	0	20
1942	.968	154	4062	1678	188	5928	124	0	23
1943	.973	155	4180	1741	162	6083	148	0	19
1944	.971	155	4192	1745	176	6113	127	0	12
1945	.973	153	4140	1903	168	6211	160	0	9
1946	.971	155	4028	1594	167	5789	141	1	7
1947	.976	156	4174	1689	143	6006	161	0	5
1948	.981	154	4108	1710	113	5931	180	1	7
1949	.976	154	4102	1710	140	5952	217	0	10
1950	.974	154	4033	1732	155	5920	208	0	9
1951	.978	154	4073	1849	136	6058	204	0	12
1952	.977	155	4150	1766	140	6056	148	0	11
1953	.977	157	4218	1710	137	6065	161	0	15
1954	.971	156	4104	1655	169	5928	163	0	12
<b>Phila.</b>	<b>.966</b>	<b>8213</b>	<b>218406</b>	<b>98155</b>	<b>11226</b>	<b>327787</b>	<b>6957</b>	<b>12</b>	<b>761</b>

Year	AVG.	G	PO	A	E	TC	DP	TP	PB
1955	.976	155	4142	1729	146	6017	174	0	14
1956	.973	154	4111	1785	166	6062	187	0	19
1957	.979	154	4108	1720	125	5953	162	0	22
1958	.979	156	4196	1730	125	6051	166	0	34
1959	.973	154	4086	1669	160	5915	156	0	15
1960	.979	155	4122	1666	127	5915	149	0	17
1961	.972	162	4260	1755	175	6190	160	0	17
1962	.979	162	4294	1724	132	6150	131	0	25
1963	.980	162	4373	1722	127	6222	131	0	11
1964	.974	163	4361	1669	158	6188	152	0	18
1965	.977	162	4300	1620	139	6059	142	0	20
1966	.977	160	4320	1646	139	6105	154	1	20
1967	.978	161	4279	1533	132	5944	120	0	17
<b>K.C.</b>	<b>.977</b>	<b>2060</b>	<b>54952</b>	<b>21968</b>	<b>1851</b>	<b>78771</b>	<b>1984</b>	<b>1</b>	<b>249</b>
1968	.977	163	4367	1659	145	6171	136	0	20
1969	.979	162	4442	1788	136	6366	162	0	26
1970	.977	162	4328	1680	141	6149	152	0	12
1971	.981	161	4408	1660	117	6185	157	0	17
1972	.979	155	4253	1689	130	6072	146	0	13
1973	.978	162	4372	1710	137	6219	170	0	9
1974	.977	162	4319	1704	141	6164	154	0	10
1975	.977	162	4344	1686	143	6173	140	0	13
1976	.977	161	4378	1821	144	6343	130	0	11
1977	.970	161	4310	1762	190	6262	136	0	12
1978	.971	162	4300	1626	179	6105	145	0	10
1979	.972	162	4288	1718	174	6180	137	3	15
1980	.979	162	4415	1631	130	6176	115	0	9
1981	.980	109	2979	1080	81	4140	74	1	2
1982	.974	162	4368	1647	160	6175	140	0	8
1983	.974	162	4363	1602	157	6122	157	1	14
1984	.975	162	4290	1508	146	5944	159	0	9
1985	.977	162	4359	1566	140	6065	136	0	19
1986	.978	162	4299	1596	135	6030	120	0	16
1987	.977	162	4337	1649	142	6128	123	0	18
1988	.983	162	4468	1629	105	6202	151	0	10
1989	.979	162	4345	1640	129	6114	159	0	13
1990	.986	162	4368	1630	87	6085	152	0	14
1991	.982	162	4333	1608	107	6048	150	0	8
1992	.979	162	4341	1576	125	6042	158	0	8
1993	.982	162	4357	1625	111	6093	161	0	15
1994	.979	114	3010	1122	88	4220	105	0	5
1995	.981	144	3819	1486	102	5407	151	0	4
1996	.984	162	4369	1778	103	6250	195	1	11
1997	.980	162	4336	1765	122	6223	170	0	5
1998	.977	162	4302	1654	141	6097	155	0	13
1999	.980	162	4315	1700	122	6137	166	0	18
2000	.978	161	4306	1726	134	6166	164	1	8
2001	.980	162	4390	1756	125	6271	151	0	4
2002	.984	162	4356	1798	102	6256	144	0	9
2003	.983	162	4325	1779	107	6211	145	0	9
2004	.986	162	4414	1809	91	6314	172	0	14
2005	.986	162	4351	1649	88	6088	166	0	5
2006	.986	162	4355	1626	84	6065	173	0	10
2007	.985	162	4344	1687	90	6121	153	0	16
2008	.984	161	4305	1573	98	5976	169	0	8
2009	.983	162	4342	1592	105	6039	155	0	5
2010	.984	162	4295	1704	99	6098	147	0	8
<b>Oak.</b>	<b>.979</b>	<b>7236</b>	<b>183665</b>	<b>70694</b>	<b>5333</b>	<b>259692</b>	<b>6401</b>	<b>7</b>	<b>483</b>
<b>Year</b>	<b>AVG.</b>	<b>G</b>	<b>PO</b>	<b>A</b>	<b>E</b>	<b>TC</b>	<b>DP</b>	<b>TP</b>	<b>PB</b>
<b>Totals</b>	<b>.972</b>	<b>17509</b>	<b>457023</b>	<b>190817</b>	<b>18410</b>	<b>666250</b>	<b>15342</b>	<b>20</b>	<b>1493</b>

# ATHLETICS YEAR-BY-YEAR BATTING LEADERS

## Batting Average

1901 Lajoie . . . . .	.426
1902 Cross . . . . .	.339
1903 Seybold . . . . .	.299
1904 Davis . . . . .	.308
1905 Davis . . . . .	.284
1906 Seybold . . . . .	.316
1907 Nicholls . . . . .	.302
1908 Murphy . . . . .	.265
1909 Collins . . . . .	.346
1910 Collins . . . . .	.322
1911 Collins . . . . .	.365
1912 Collins . . . . .	.348
1913 Collins . . . . .	.345
1914 Collins . . . . .	.344
1915 McInnis . . . . .	.314
1916 Strunk . . . . .	.316
1917 McInnis . . . . .	.303
1918 Burns . . . . .	.352
1919 Burns . . . . .	.296
1920 Walker . . . . .	.268
1921 Witt . . . . .	.315
1922 Miller . . . . .	.336
1923 Hauser . . . . .	.307
1924 Simmons . . . . .	.308
1925 Simmons . . . . .	.384
1926 Simmons . . . . .	.343
1927 Simmons . . . . .	.392
1928 Simmons . . . . .	.351
1929 Simmons . . . . .	.365
1930 Simmons . . . . .	.381
1931 Simmons . . . . .	.390
1932 Foxx . . . . .	.364
1933 Foxx . . . . .	.356
1934 Foxx . . . . .	.334
1935 Foxx . . . . .	.346
1936 Moses . . . . .	.345
1937 Moses . . . . .	.320
1938 Johnson . . . . .	.313
1939 Johnson . . . . .	.338
1940 Moses . . . . .	.309
1941 Siebert . . . . .	.334
1942 Johnson . . . . .	.291
1943 Hall . . . . .	.256
1944 Siebert . . . . .	.306
1945 Estalilla . . . . .	.299
1946 Rosar . . . . .	.283
1947 McCosky . . . . .	.328
1948 McCosky . . . . .	.326
1949 Valo . . . . .	.283
1950 Lehner . . . . .	.309
1951 Fain . . . . .	.344
1952 Fain . . . . .	.327
1953 Philley . . . . .	.303
1954 Finigan . . . . .	.302
1955 Power . . . . .	.319
1956 Power . . . . .	.309
1957 Lopez . . . . .	.294
1958 Cerv . . . . .	.305
1959 Tuttle . . . . .	.300
1960 Siebern . . . . .	.279
1961 Siebern . . . . .	.296

1962 Siebern . . . . .	.308
1963 Causey . . . . .	.280
1964 Causey . . . . .	.281
1965 Campaneris . . . . .	.270
1966 Cater . . . . .	.292
1967 Cater . . . . .	.270
1968 Cater . . . . .	.290
1969 Bando . . . . .	.281
1970 Campaneris . . . . .	.279
1971 Jackson . . . . .	.277
1972 Rudi . . . . .	.305
1973 Jackson . . . . .	.293
1974 Rudi . . . . .	.293
1975 Washington . . . . .	.308
1976 North . . . . .	.276
1977 Page . . . . .	.307
1978 Page . . . . .	.285
1979 Revering . . . . .	.288
1980 Henderson . . . . .	.303
1981 Henderson . . . . .	.319
1982 Henderson . . . . .	.267
1983 Henderson . . . . .	.292
1984 Lansford . . . . .	.300
1985 Davis . . . . .	.287
1986 Griffin . . . . .	.285
1987 Lansford . . . . .	.289
McGwire . . . . .	.289
1988 Canseco . . . . .	.307
1989 Lansford . . . . .	.336
1990 R. Henderson . . . . .	.325
1991 Baines . . . . .	.295
1992 Bordick . . . . .	.300
1993 Gates . . . . .	.290
1994 Berroa . . . . .	.306
1995 Henderson . . . . .	.300
1996 McGwire . . . . .	.312
1997 Giambi . . . . .	.293
1998 Giambi . . . . .	.295
1999 Giambi . . . . .	.315
2000 Giambi . . . . .	.333
2001 Giambi . . . . .	.342
2002 Tejada . . . . .	.308
2003 Chavez . . . . .	.282
2004 Durazo . . . . .	.321
2005 Ellis . . . . .	.316
2006 Payton . . . . .	.296
2007 Stewart . . . . .	.290
2008 Suzuki . . . . .	.279
2009 Sweeney . . . . .	.293
2010 Ellis . . . . .	.291

## Games

1901 Fultz . . . . .	132
1902 four players tied	137
1903 four players tied	137
1904 Cross . . . . .	155
1905 Murphy . . . . .	150
1906 Davis . . . . .	145
1907 Davis . . . . .	149
1908 Nicholls . . . . .	150
1909 Collins . . . . .	153
1910 Collins . . . . .	153

1911 Baker . . . . .	148
1912 Collins . . . . .	153
McInnis . . . . .	153
1913 Baker . . . . .	149
1914 Collins . . . . .	152
1915 Strunk . . . . .	132
1916 Strunk . . . . .	150
1917 McInnis . . . . .	150
1918 Burns . . . . .	130
1919 Burns . . . . .	126
1920 Walker . . . . .	149
1921 Dykes . . . . .	155
1922 Galloway . . . . .	155
1923 Hauser . . . . .	146
1924 Simmons . . . . .	152
1925 Simmons . . . . .	153
1926 Simmons . . . . .	147
1927 Cobb . . . . .	134
1928 Miller . . . . .	139
1929 Foxx . . . . .	149
1930 Miller . . . . .	154
1931 Foxx . . . . .	139
1932 Foxx . . . . .	154
Simmons . . . . .	154
1933 Cramer . . . . .	152
Higgins . . . . .	152
1934 Cramer . . . . .	153
1935 Cramer . . . . .	149
1936 Johnson . . . . .	153
1937 Moses . . . . .	154
1938 Johnson . . . . .	152
1939 Johnson . . . . .	150
1940 Siebert . . . . .	154
1941 Johnson . . . . .	149
1942 Siebert . . . . .	153
1943 Hall . . . . .	151
1944 Hayes . . . . .	155
1945 Hall . . . . .	151
1946 Chapman . . . . .	146
1947 Joost . . . . .	151
1948 Majeski . . . . .	148
Suder . . . . .	148
1949 Chapman . . . . .	154
1950 Fain . . . . .	151
1951 Joost . . . . .	140
1952 Philley . . . . .	151
1953 Philley . . . . .	157
1954 DeMaestri . . . . .	146
1955 Finigan . . . . .	150
1956 Lopez . . . . .	151
1957 DeMaestri . . . . .	135
1958 Lopez . . . . .	151
1959 Williams . . . . .	130
1960 Tuttle . . . . .	151
1961 Howser . . . . .	158
1962 Siebern . . . . .	162
1963 Charles . . . . .	158
1964 Colavito . . . . .	160
1965 Harrelson . . . . .	150
Hershberger . . . . .	150
1966 Hershberger . . . . .	146
1967 Campaneris . . . . .	147

1968 Bando . . . . .	162
1969 Bando . . . . .	162
1970 Bando . . . . .	155
1971 Bando . . . . .	153
1972 Bando . . . . .	152
1973 Bando . . . . .	162
1974 Rudi . . . . .	158
Tenace . . . . .	158
1975 Bando . . . . .	160
Garner . . . . .	160
1976 Garner . . . . .	159
1977 Sanguillen . . . . .	152
1978 Revering . . . . .	152
1979 Newman . . . . .	143
1980 Murphy . . . . .	159
1981 Armas . . . . .	109
1982 Murphy . . . . .	151
1983 Phillips . . . . .	148
1984 Phillips . . . . .	154
1985 Griffin . . . . .	162
1986 Griffin . . . . .	162
1987 Canseco . . . . .	159
1988 Canseco . . . . .	158
1989 D. Henderson . . . . .	152
1990 McGwire . . . . .	156
1991 Gallego . . . . .	159
1992 Bordick . . . . .	154
1993 Bordick . . . . .	159
1994 Bordick . . . . .	114
1995 Berroa . . . . .	141
1996 Bordick . . . . .	155
1997 Spiezio . . . . .	147
1998 Grieve . . . . .	155
1999 Tejada . . . . .	159
2000 Tejada . . . . .	160
2001 Long . . . . .	162
Tejada . . . . .	162
2002 Long . . . . .	162
Tejada . . . . .	162
2003 Tejada . . . . .	162
2004 Hatteberg . . . . .	152
2005 Chavez . . . . .	160
2006 Swisher . . . . .	157
2007 Ellis . . . . .	150
Swisher . . . . .	150
2008 Cust . . . . .	148
Suzuki . . . . .	148
2009 Cust . . . . .	149
2010 Barton . . . . .	159

## At Bats

1901 Fultz . . . . .	561
1902 Cross . . . . .	558
1903 Cross . . . . .	554
1904 Cross . . . . .	607
1905 Davis . . . . .	602
1906 Davis . . . . .	551
1907 Davis . . . . .	582
1908 Nicholls . . . . .	550
1909 Collins . . . . .	572
1910 Collins . . . . .	583
1911 Baker . . . . .	592

1912 Baker..... 577  
 1913 Baker..... 565  
 1914 McInnis..... 576  
 1915 Lajoie..... 490  
 1916 Witt..... 563  
 1917 McInnis..... 567  
 1918 Burns..... 505  
 1919 Burns..... 470  
 1920 Walker..... 585  
 1921 Johnson..... 613  
 1922 Galloway..... 571  
 1923 Hauser..... 537  
 1924 Simmons..... 594  
**1925 Simmons..... 658**  
 1926 Simmons..... 581  
 1927 Hale..... 501  
 1928 Miller..... 510  
 1929 Simmons..... 581  
 1930 Miller..... 585  
 1931 Miller..... 534  
**1932 Simmons..... 670**  
**1933 Cramer..... 661**  
**1934 Cramer..... 649**  
**1935 Cramer..... 644**  
**1936 Finney..... 653**  
 1937 Moses..... 649  
 1938 Moses..... 589  
 1939 Johnson..... 544  
 1940 Siebert..... 595  
 1941 Chapman..... 552  
     Johnson..... 552  
 1942 Siebert..... 612  
 1943 Siebert..... 558  
 1944 Hayes..... 581  
 1945 Hall..... 616  
 1946 Chapman..... 545  
 1947 Chapman..... 551  
 1948 Majeski..... 590  
 1949 Chapman..... 589  
 1950 Chapman..... 553  
 1951 Joost..... 553  
 1952 Philley..... 586  
 1953 Philley..... 620  
 1954 DeMaestri..... 539  
 1955 Power..... 596  
 1956 Lopez..... 561  
 1957 Power..... 467  
 1958 Lopez..... 564  
 1959 Williams..... 488  
 1960 Lumpe..... 574  
 1961 Howser..... 611  
 1962 Lumpe..... 641  
 1963 Charles..... 603  
 1964 Causey..... 604  
 1965 Campaneris..... 578  
 1966 Campaneris..... 573  
 1967 Campaneris..... 601  
 1968 Campaneris..... 642  
 1969 Bando..... 609  
 1970 Campaneris..... 603  
 1971 Campaneris..... 569  
**1972 Campaneris..... 625**  
 1973 Campaneris..... 601  
 1974 Rudi..... 593  
 1975 Jackson..... 593  
 1976 Baylor..... 595

1977 Sanguillen..... 571  
 1978 Revering..... 521  
 1979 Newman..... 516  
 1980 Armas..... 628  
 1981 Armas..... 440  
 1982 Murphy..... 543  
 1983 Henderson..... 513  
 1984 Lansford..... 597  
 1985 Griffin..... 614  
 1986 Canseco..... 600  
 1987 Canseco..... 630  
 1988 Canseco..... 610  
 1989 D. Henderson..... 579  
 1990 McGwire..... 523  
 1991 Canseco..... 572  
     D. Henderson..... 572  
 1992 Bordick..... 504  
 1993 Sierra..... 630  
 1994 Sierra..... 426  
 1995 Berroa..... 546  
 1996 Berroa..... 586  
 1997 Spiezio..... 538  
 1998 Grieve..... 583  
 1999 Tejada..... 593  
 2000 Tejada..... 607  
 2001 Damon..... 644  
 2002 Tejada..... 662  
 2003 Tejada..... 636  
 2004 Kotsay..... 606  
 2005 Chavez..... 625  
 2006 Payton..... 557  
 2007 Ellis..... 583  
 2008 Crosby..... 556  
 2009 Suzuki..... 570  
 2010 Barton..... 556

**Runs**

**1901 Lajoie..... 145**  
**1902 Fultz..... 109**  
**Hartsel..... 109**  
 1903 Pickering..... 93  
 1904 Murphy..... 80  
     Cross..... 80  
**1905 Davis..... 92**  
 1906 Hartsel..... 96  
 1907 Hartsel..... 93  
 1908 Davis..... 65  
 1909 Collins..... 104  
 1910 Baker..... 83  
 1911 Murphy..... 104  
**1912 Collins..... 137**  
**1913 Collins..... 125**  
**1914 Collins..... 122**  
 1915 Strunk..... 76  
 1916 Strunk..... 71  
 1917 Strunk..... 83  
 1918 Burns..... 61  
 1919 Burns..... 63  
 1920 Dykes..... 81  
 1921 Johnson..... 93  
 1922 Walker..... 111  
 1923 Hauser..... 93  
 1924 Hauser..... 97  
 1925 Simmons..... 122  
 1926 Simmons..... 90  
 1927 Cobb..... 104

1928 Bishop..... 104  
 1929 Foxx..... 123  
**1930 Simmons..... 152**  
 1931 Bishop..... 115  
**1932 Foxx..... 151**  
 1933 Foxx..... 125  
 1934 Foxx..... 120  
 1935 Foxx..... 118  
 1936 Finney..... 100  
 1937 Moses..... 113  
 1938 Johnson..... 114  
 1939 Johnson..... 115  
 1940 Johnson..... 93  
 1941 Johnson..... 98  
 1942 Johnson..... 78  
 1943 White..... 69  
 1944 Hayes..... 62  
 1945 Siebert..... 62  
     Hall..... 62  
 1946 Chapman..... 77  
 1947 Chapman..... 84  
 1948 Joost..... 99  
 1949 Joost..... 128  
 1950 Chapman..... 93  
 1951 Joost..... 107  
 1952 Joost..... 94  
 1953 Zernial..... 85  
 1954 Jacobs..... 63  
 1955 Power..... 91  
 1956 Lopez..... 91  
 1957 Zernial..... 56  
 1958 Cerv..... 93  
 1959 Tuttle..... 74  
 1960 Tuttle..... 75  
 1961 Howser..... 108  
 1962 Siebern..... 114  
 1963 Charles..... 82  
 1964 Colavito..... 89  
 1965 Campaneris..... 67  
 1966 Campaneris..... 82  
 1967 Campaneris..... 85  
 1968 Campaneris..... 86  
**1969 Jackson..... 123**  
 1970 Campaneris..... 97  
 1971 Jackson..... 87  
 1972 Rudi..... 94  
**1973 Jackson..... 99**  
 1974 Jackson..... 90  
 1975 Jackson..... 91  
 1976 North..... 91  
 1977 Page..... 85  
 1978 Page..... 62  
 1979 Revering..... 63  
 1980 Henderson..... 111  
**1981 Henderson..... 89**  
 1982 Henderson..... 119  
 1983 Henderson..... 105  
 1984 Henderson..... 113  
 1985 Davis..... 92  
 1986 Canseco..... 85  
 1987 McGwire..... 97  
 1988 Canseco..... 120  
 1989 Lansford..... 81  
**1990 R. Henderson..... 119**  
 1991 Canseco..... 115  
 1992 McGwire..... 87

1993 R. Henderson..... 77  
     Sierra..... 77  
 1994 Javier..... 75  
 1995 Berroa..... 87  
 1996 McGwire..... 104  
 1997 Giambi..... 66  
 1998 Henderson..... 101  
 1999 Giambi..... 115  
 2000 Giambi..... 108  
 2001 Giambi..... 109  
 2002 Tejada..... 108  
 2003 Tejada..... 98  
 2004 Byrnes..... 91  
 2005 Chavez..... 92  
 2006 Swisher..... 106  
 2007 Ellis..... 84  
     Swisher..... 84  
 2008 Cust..... 77  
 2009 Cust..... 88  
 2010 Barton..... 79

**Hits**

**1901 Lajoie..... 229**  
 1902 Cross..... 189  
 1903 Cross..... 162  
 1904 Cross..... 177  
 1905 Davis..... 171  
 1906 Davis..... 161  
 1907 Davis..... 155  
 1908 Murphy..... 139  
 1909 Collins..... 198  
 1910 Collins..... 188  
 1911 Baker..... 198  
 1912 Baker..... 200  
 1913 Baker..... 190  
 1914 Baker..... 182  
 1915 Strunk..... 144  
 1916 Strunk..... 172  
 1917 McInnis..... 172  
**1918 Burns..... 178**  
 1919 Burns..... 139  
 1920 Walker..... 157  
 1921 Witt..... 198  
 1922 Galloway..... 185  
 1923 Hauser..... 165  
 1924 Simmons..... 183  
**1925 Simmons..... 253**  
 1926 Simmons..... 199  
 1927 Cobb..... 175  
 1928 Miller..... 168  
 1929 Simmons..... 212  
 1930 Simmons..... 211  
 1931 Simmons..... 200  
**1932 Simmons..... 216**  
 1933 Foxx..... 204  
 1934 Cramer..... 202  
 1935 Cramer..... 214  
 1936 Moses..... 202  
 1937 Moses..... 208  
 1938 Moses..... 181  
 1939 Johnson..... 184  
 1940 Siebert..... 170  
 1941 Chapman..... 178  
 1942 Siebert..... 159  
 1943 Siebert..... 140  
 1944 Estalella..... 151



## Athletics Year-By-Year Batting Leaders, continued

1945 Hall ..... 161	2007 Stewart ..... 167	<b>1952 Fain</b> ..... <b>43</b>	1902 Hartsel ..... 12
1946 Chapman ..... 142	2008 Suzuki ..... 148	1953 Philley ..... 30	1903 Hartsel ..... 14
1947 McCosky ..... 179	2009 Suzuki ..... 156	1954 Finigan ..... 25	1904 Murphy ..... 18
1948 Majeski ..... 183	2010 Barton ..... 152	1955 Power ..... 34	1905 Hoffman ..... 10
1949 Chapman ..... 164		1956 Lopez ..... 27	1906 Hartsel ..... 9
1950 Fain ..... 147		1957 Smith ..... 26	1907 Davis ..... 8
1951 Joost ..... 160		1958 Lopez ..... 28	Oldring ..... 8
1952 Fain ..... 176	<b>Doubles</b>	1959 Williams ..... 33	1908 Davis ..... 9
1953 Philley ..... 188	<b>1901 Lajoie</b> ..... <b>48</b>	1960 Williams ..... 31	<b>1909 Baker</b> ..... <b>19</b>
1954 Finigan ..... 147	<b>1902 Davis</b> ..... <b>43</b>	Siebern ..... 31	1910 Murphy ..... 18
1955 Power ..... 190	<b>1903 Seybold</b> ..... <b>43</b>	1961 Siebern ..... 36	1911 Oldring ..... 14
1956 Power ..... 164	1904 Murphy ..... 29	1962 Lumpe ..... 34	1912 Baker ..... 21
1957 Power ..... 121	Cross ..... 29	1963 Causey ..... 32	1913 Collins ..... 13
1958 Cerv ..... 157	<b>1905 Davis</b> ..... <b>47</b>	1964 Causey ..... 31	1914 Collins ..... 14
1959 Tuttle ..... 139	1906 Davis ..... 40	Colavito ..... 31	1915 Strunk ..... 16
1960 Lumpe ..... 156	<b>1907 Davis</b> ..... <b>37</b>	1965 Campaneris ..... 23	1916 Witt ..... 15
1961 Howser ..... 171	1908 Murphy ..... 28	1966 Campaneris ..... 29	1917 Bodie ..... 11
1962 Lumpe ..... 193	1909 Collins ..... 30	1967 Campaneris ..... 29	1918 Burns ..... 9
1963 Lumpe ..... 161	1910 Murphy ..... 28	1968 Cater ..... 28	1919 Thomas ..... 10
Charles ..... 161	1911 Baker ..... 42	1969 Jackson ..... 36	1920 Walker ..... 7
1964 Causey ..... 170	1912 Baker ..... 40	<b>1970 Campaneris</b> ..... <b>28</b>	1921 Dykes ..... 13
1965 Campaneris ..... 156	1913 Baker ..... 34	1971 Campaneris ..... 29	1922 Miller ..... 12
1966 Campaneris ..... 153	1914 Baker ..... 23	<b>1972 Rudi</b> ..... <b>32</b>	1923 Hauser ..... 10
1967 Campaneris ..... 149	Collins ..... 23	1973 Bando ..... 32	1924 Simmons ..... 9
1968 Campaneris ..... 177	1915 Strunk ..... 28	<b>1974 Rudi</b> ..... <b>39</b>	1925 Simmons ..... 12
1969 Bando ..... 171	1916 Strunk ..... 30	1975 Jackson ..... 39	1926 Simmons ..... 10
1970 Campaneris ..... 168	1917 Bodie ..... 28	1976 Rudi ..... 32	1927 Simmons ..... 11
1971 Jackson ..... 157	1918 Burns ..... 22	1977 Page ..... 28	1928 Cochrane ..... 12
<b>1972 Rudi</b> ..... <b>181</b>	Gardner ..... 22	1978 Page ..... 25	1929 Miller ..... 16
1973 Bando ..... 169	1919 Walker ..... 30	1979 Revering ..... 25	1930 Simmons ..... 16
1974 Rudi ..... 174	1920 Dugan ..... 40	1980 Henderson ..... 22	1931 Simmons ..... 13
1975 Washington ..... 182	1921 Dykes ..... 32	1981 Armas ..... 24	1932 Simmons ..... 9
1976 North ..... 163	Walker ..... 32	1982 Henderson ..... 24	Fox ..... 9
1977 Sanguillen ..... 157	1922 Walker ..... 31	1983 Almon ..... 29	1933 Higgins ..... 11
1978 Page ..... 147	1923 Perkins ..... 34	1984 Lansford ..... 31	1934 Cramer ..... 9
1979 Revering ..... 136	1924 Hauser ..... 31	1985 Davis ..... 34	1935 Fox ..... 7
1980 Henderson ..... 179	Simmons ..... 31	1986 Canseco ..... 29	Warstler ..... 7
<b>1981 Henderson</b> ..... <b>135</b>	1925 Simmons ..... 43	1987 Canseco ..... 35	1936 Johnson ..... 14
1982 Henderson ..... 143	1926 Simmons ..... 53	1988 Henderson ..... 38	1937 Moses ..... 13
1983 Henderson ..... 150	1927 Simmons ..... 36	1989 Lansford ..... 28	1938 Finney ..... 12
1984 Lansford ..... 179	1928 Miller ..... 34	1990 R. Henderson ..... 33	1939 Johnson ..... 9
1985 Griffin ..... 166	1929 Simmons ..... 41	1991 D. Henderson ..... 33	1940 Moses ..... 9
1986 Griffin ..... 169	Haas ..... 41	1992 Lansford ..... 30	1941 Chapman ..... 9
1987 Canseco ..... 162	1930 Cochrane ..... 42	1993 Gates ..... 29	Brancato ..... 9
1988 Canseco ..... 185	1931 Miller ..... 43	1994 Javier ..... 23	Suder ..... 9
1989 Lansford ..... 187	<b>1932 McNair</b> ..... <b>47</b>	1995 Henderson ..... 31	1942 Valo ..... 10
1990 R. Henderson ..... 159	1933 Johnson ..... 44	1996 Giambi ..... 40	1943 Siebert ..... 7
1991 D. Henderson ..... 158	1934 Higgins ..... 37	1997 Giambi ..... 41	1944 Estalella ..... 9
1992 Bordick ..... 151	1935 Cramer ..... 37	1998 Grieve ..... 41	1945 Peck ..... 9
1993 Gates ..... 155	1936 Moses ..... 35	1999 Giambi ..... 36	1946 Valo ..... 6
1994 Javier ..... 114	1937 Moses ..... 48	2000 Grieve ..... 40	McQuinn ..... 6
Sierra ..... 114	1938 Moses ..... 29	<b>2001 Giambi</b> ..... <b>47</b>	1947 McCosky ..... 7
1995 Berroa ..... 152	1939 Johnson ..... 30	2002 Long ..... 32	1948 Fain ..... 6
1996 Berroa ..... 170	1940 Moses ..... 41	2003 Tejada ..... 42	Chapman ..... 6
1997 Giambi ..... 152	1941 Moses ..... 31	2004 Byrnes ..... 39	Coleman ..... 6
1998 Grieve ..... 168	1942 Johnson ..... 35	2005 Chavez ..... 40	1949 Valo ..... 12
1999 Giambi ..... 181	1943 Siebert ..... 26	2006 Payton ..... 32	1950 Dillinger ..... 9
2000 Giambi ..... 170	1944 Siebert ..... 27	2007 Swisher ..... 36	1951 Valo ..... 8
2001 Giambi ..... 178	1945 Kell ..... 30	2008 Crosby ..... 39	1952 Michaels ..... 5
Long ..... 178	1946 McQuinn ..... 23	2009 Suzuki ..... 37	1953 Philley ..... 9
2002 Tejada ..... 204	1947 Fain ..... 28	2010 Barton ..... 33	1954 Finigan ..... 6
2003 Tejada ..... 177	Suder ..... 28		Valo ..... 6
2004 Kotsay ..... 190	1948 Majeski ..... 41		1955 Power ..... 10
2005 Chavez ..... 168	1949 Valo ..... 27		<b>1956 Simpson</b> ..... <b>11</b>
2006 Payton ..... 165	1950 Fain ..... 25		1957 Simpson ..... 6
	1951 Fain ..... 30		
	Zernial ..... 30	<b>Triples</b>	
		1901 Lajoie ..... 13	

DeMaestri . . . . . 6	2003 Byrnes . . . . . 9	1946 Chapman . . . . . 20	2002 Chavez . . . . . 34
1958 Tuttle . . . . . 9	2004 Dye . . . . . 4	1947 Chapman . . . . . 14	Tejada . . . . . 34
1959 Maris . . . . . 7	2005 Ellis . . . . . 5	1948 Joost . . . . . 16	2003 Chavez . . . . . 29
1960 Siebern . . . . . 6	2006 Scutaro . . . . . 6	1949 Chapman . . . . . 24	2004 Chavez . . . . . 29
1961 Lumpe . . . . . 9	2007 Buck . . . . . 5	1950 Chapman . . . . . 23	2005 Chavez . . . . . 27
<b>1962 Cimoli . . . . . 15</b>	2008 Barton . . . . . 5	<b>1951 Zernial . . . . . 33</b>	2006 Thomas . . . . . 39
1963 Cimoli . . . . . 11	2009 Davis . . . . . 5	1952 Zernial . . . . . 29	2007 Cust. . . . . 26
1964 Green . . . . . 5	2010 Pennington . . . . . 8	1953 Zernial . . . . . 42	2008 Cust. . . . . 33
Mathews . . . . . 5		1954 Wilson . . . . . 15	2009 Cust. . . . . 25
<b>1965 Campaneris . . . . . 12</b>	<b>Home Runs</b>	1955 Zernial . . . . . 30	2010 Kouzmanoff . . . . . 16
1966 Campaneris . . . . . 10	<b>1901 Lajoie . . . . . 14</b>	1956 Simpson . . . . . 21	
1967 Campaneris . . . . . 6	<b>1902 Seybold . . . . . 16</b>	1957 Zernial . . . . . 27	<b>Runs Batted In</b>
Monday . . . . . 6	1903 Seybold . . . . . 8	1958 Cerv. . . . . 38	<b>1901 Lajoie . . . . . 125</b>
1968 Campaneris . . . . . 9	<b>1904 Davis . . . . . 10</b>	1959 Cerv. . . . . 20	1902 Cross . . . . . 108
1969 Green . . . . . 6	<b>1905 Davis . . . . . 8</b>	1960 Siebern . . . . . 19	1903 Cross . . . . . 90
1970 Monday . . . . . 7	<b>1906 Davis . . . . . 12</b>	1961 Siebern . . . . . 18	1904 Murphy . . . . . 77
1971 Monday . . . . . 4	<b>1907 Davis . . . . . 8</b>	1962 Siebern . . . . . 25	<b>1905 Davis . . . . . 83</b>
Rudi . . . . . 4	1908 Davis . . . . . 5	1963 Siebern . . . . . 16	<b>1906 Davis . . . . . 96</b>
<b>1972 Rudi . . . . . 9</b>	1909 Murphy . . . . . 5	1964 Colavito . . . . . 34	1907 Davis . . . . . 87
1973 Campaneris . . . . . 6	1910 Murphy . . . . . 4	1965 Harrelson . . . . . 23	1908 Murphy . . . . . 66
1974 Campaneris . . . . . 8	Oldring . . . . . 4	1966 Repoz . . . . . 11	1909 Baker . . . . . 85
1975 Washington . . . . . 7	<b>1911 Baker . . . . . 11</b>	1967 Monday . . . . . 14	1910 Collins . . . . . 81
<b>1976 Garner . . . . . 12</b>	<b>1912 Baker . . . . . 10</b>	1968 Jackson . . . . . 29	1911 Baker . . . . . 115
1977 Page . . . . . 8	<b>1913 Baker . . . . . 12</b>	1969 Jackson . . . . . 47	<b>1912 Baker . . . . . 130</b>
1978 Page . . . . . 7	<b>1914 Baker . . . . . 9</b>	1970 Mincher . . . . . 27	<b>1913 Baker . . . . . 117</b>
1979 Murphy . . . . . 4	1915 Oldring . . . . . 6	1971 Mincher . . . . . 32	1914 McInnis . . . . . 95
1980 Armas . . . . . 8	1916 Schang . . . . . 7	1972 Epstein . . . . . 26	1915 Lajoie . . . . . 61
1981 Henderson . . . . . 7	1917 Bodie . . . . . 7	<b>1973 Jackson . . . . . 32</b>	1916 McInnis . . . . . 60
1982 Henderson . . . . . 4	<b>1918 Walker . . . . . 11</b>	1974 Jackson . . . . . 29	1917 Bodie . . . . . 74
Heath . . . . . 4	1919 Walker . . . . . 10	<b>1975 Jackson . . . . . 36</b>	1918 Burns . . . . . 70
1983 Henderson . . . . . 7	1920 Walker . . . . . 17	1976 Bando . . . . . 27	1919 Walker . . . . . 64
1984 Lansford . . . . . 5	1921 Walker . . . . . 23	1977 Gross . . . . . 22	1920 Walker . . . . . 82
Heath . . . . . 5	1922 Walker . . . . . 37	1978 Page . . . . . 17	1921 Walker . . . . . 101
1985 Griffin . . . . . 7	1923 Hauser . . . . . 16	1979 Newman . . . . . 22	1922 Walker . . . . . 99
1986 Griffin . . . . . 6	1924 Hauser . . . . . 27	1980 Armas . . . . . 35	1923 Hauser . . . . . 94
1987 Polonia . . . . . 10	1925 Simmons . . . . . 24	1981 Armas . . . . . 22	1924 Hauser . . . . . 115
1988 Phillips . . . . . 4	1926 Simmons . . . . . 19	<b>1982 Armas . . . . . 28</b>	1925 Simmons . . . . . 129
Polonia . . . . . 4	1927 Simmons . . . . . 15	1983 Murphy . . . . . 17	1926 Simmons . . . . . 109
1989 Phillips . . . . . 6	1928 Hauser . . . . . 16	Lopes . . . . . 17	1927 Simmons . . . . . 108
1990 R. Henderson . . . . . 3	1929 Simmons . . . . . 34	1984 Kingman . . . . . 35	1928 Simmons . . . . . 107
Randolph . . . . . 3	1930 Foxx . . . . . 37	1985 Kingman . . . . . 30	<b>1929 Simmons . . . . . 157</b>
1991 three players tied . . . . . 4	1931 Foxx . . . . . 30	1986 Kingman . . . . . 35	1930 Simmons . . . . . 165
1992 Wilson . . . . . 5	<b>1932 Foxx . . . . . 58</b>	<b>1987 McGwire . . . . . 49</b>	1931 Simmons . . . . . 128
1993 Sierra . . . . . 5	<b>1933 Foxx . . . . . 48</b>	<b>1988 Canseco . . . . . 42</b>	<b>1932 Foxx . . . . . 169</b>
1994 Bordick . . . . . 4	1934 Foxx . . . . . 44	1989 McGwire . . . . . 33	<b>1933 Foxx . . . . . 163</b>
1995 Gates . . . . . 4	<b>1935 Foxx . . . . . 36</b>	1990 McGwire . . . . . 39	1934 Foxx . . . . . 130
1996 Bordick . . . . . 4	1936 Johnson . . . . . 25	<b>1991 Canseco . . . . . 44</b>	1935 Foxx . . . . . 115
Young . . . . . 4	1937 Moses . . . . . 25	1992 McGwire . . . . . 42	1936 Johnson . . . . . 121
1997 McDonald . . . . . 4	Johnson . . . . . 25	1993 Sierra . . . . . 22	1937 Johnson . . . . . 108
Spiezio . . . . . 4	1938 Johnson . . . . . 30	1994 Sierra . . . . . 23	1938 Johnson . . . . . 113
1998 three players tied . . . . . 2	1939 Johnson . . . . . 23	1995 McGwire . . . . . 39	1939 Johnson . . . . . 114
1999 Phillips . . . . . 4	1940 Johnson . . . . . 31	<b>1996 McGwire . . . . . 52</b>	1940 Johnson . . . . . 103
Tejada . . . . . 4	1941 Chapman . . . . . 25	1997 McGwire . . . . . 34	1941 Johnson . . . . . 107
2000 Piatt . . . . . 5	1942 Johnson . . . . . 13	1998 Giambi . . . . . 27	1942 Johnson . . . . . 80
2001 Damon . . . . . 4	1943 Estalella . . . . . 11	1999 Stairs . . . . . 38	1943 Estalella . . . . . 63
Long . . . . . 4	1944 Hayes . . . . . 13	2000 Giambi . . . . . 43	1944 Hayes . . . . . 78
2002 four players tied . . . . . 4	1945 Estalella . . . . . 8	2001 Giambi . . . . . 38	1945 Kell . . . . . 56

## OAKLAND ATHLETICS DAY/NIGHT DOUBLEHEADERS

Date	Opponent	Site	Day Game	Night Game
August 10, 1971	Boston	Fenway Park	W, 6-5	W, 7-5
July 22, 1972	Boston	Fenway Park	W, 5-3	L, 0-3
July 17, 2000	Colorado	Coors Field	W, 11-10	L, 9-10 (10 inn.)
September 20, 2000	Baltimore	Camden Yards	L, 0-2	W, 4-0

## Athletics Year-By-Year Batting Leaders, continued

1946 Chapman . . . . . 83	2009 Suzuki . . . . . 88	1960 Siebern . . . . . 471	1912 Collins . . . . . 101
1947 Chapman . . . . . 87	2010 Suzuki . . . . . 71	1961 Siebern . . . . . 475	1913 Collins . . . . . 85
1948 Majeski . . . . . 120	Kouzmanoff . . . . . 71	1962 Siebern . . . . . 495	1914 Collins . . . . . 97
1949 Chapman . . . . . 108		1963 Siebern . . . . . 410	1915 Schang . . . . . 66
1950 Chapman . . . . . 95		1964 Colavito . . . . . 507	1916 Strunk . . . . . 66
<b>1951 Zernial . . . . . 125</b>	<b>Slugging Percentage</b>	1965 Harrelson . . . . . 429	1917 Strunk . . . . . 68
1952 Zernial . . . . . 100	<b>1901 Lajoie . . . . . 635</b>	1966 Campaneris . . . . . 369	1918 Jamieson . . . . . 54
1953 Zernial . . . . . 108	1902 Seybold . . . . . 503	1967 Monday . . . . . 419	1919 Witt . . . . . 46
1954 Zernial . . . . . 62	1903 Seybold . . . . . 462	1968 Jackson . . . . . 452	1920 Dykes . . . . . 52
1955 Zernial . . . . . 84	1904 Davis . . . . . 511	<b>1969 Jackson . . . . . 608</b>	1921 Witt . . . . . 77
1956 Simpson . . . . . 105	1905 Davis . . . . . 422	1970 Mincher . . . . . 460	1922 Walker . . . . . 61
1957 Zernial . . . . . 69	1906 Davis . . . . . 459	1971 Jackson . . . . . 508	1923 Hauser . . . . . 94
1958 Cerv . . . . . 104	1907 Davis . . . . . 399	1972 Epstein . . . . . 490	1924 Hauser . . . . . 56
1959 Cerv . . . . . 87	1908 Murphy . . . . . 364	<b>1973 Jackson . . . . . 531</b>	1925 Bishop . . . . . 87
1960 Siebern . . . . . 69	1909 Collins . . . . . 449	1974 Jackson . . . . . 514	1926 Bishop . . . . . 116
1961 Siebern . . . . . 98	1910 Murphy . . . . . 436	1975 Jackson . . . . . 511	1927 Bishop . . . . . 105
1962 Siebern . . . . . 117	1911 Baker . . . . . 502	1976 Tenace . . . . . 458	1928 Bishop . . . . . 97
1963 Siebern . . . . . 83	1912 Baker . . . . . 541	1977 Page . . . . . 521	<b>1929 Bishop . . . . . 128</b>
1964 Colavito . . . . . 102	1913 Baker . . . . . 492	1978 Page . . . . . 459	1930 Bishop . . . . . 128
1965 Harrelson . . . . . 66	1914 Collins . . . . . 452	1979 Revering . . . . . 483	1931 Bishop . . . . . 112
1966 Green . . . . . 62	1915 Strunk . . . . . 427	1980 Armas . . . . . 500	1932 Foxx . . . . . 116
1967 Monday . . . . . 58	1916 Strunk . . . . . 421	1981 Armas . . . . . 480	1933 Bishop . . . . . 106
1968 Jackson . . . . . 74	1917 Bodie . . . . . 418	1982 Armas . . . . . 433	Cochrane . . . . . 106
1969 Jackson . . . . . 118	1918 Burns . . . . . 467	1983 Lopes . . . . . 423	<b>1934 Foxx . . . . . 111</b>
1970 Bando . . . . . 75	1919 Walker . . . . . 450	1984 Kingman . . . . . 505	1935 Foxx . . . . . 114
1971 Bando . . . . . 94	1920 Dugan . . . . . 442	1985 Davis . . . . . 484	1936 Johnson . . . . . 88
1972 Bando . . . . . 77	1921 Walker . . . . . 504	1986 Canseco . . . . . 457	1937 Johnson . . . . . 98
<b>1973 Jackson . . . . . 117</b>	1922 Miller . . . . . 553	<b>1987 McGwire . . . . . 618</b>	1938 Werber . . . . . 93
1974 Bando . . . . . 103	1923 Hauser . . . . . 473	<b>1988 Canseco . . . . . 569</b>	1939 Johnson . . . . . 99
1975 Jackson . . . . . 104	1924 Hauser . . . . . 516	1989 McGwire . . . . . 467	1940 Johnson . . . . . 83
1976 Rudi . . . . . 94	1925 Simmons . . . . . 596	1990 R. Henderson . . . . . 577	1941 Johnson . . . . . 95
1977 Page . . . . . 75	1926 Simmons . . . . . 566	1991 Canseco . . . . . 556	McCoy . . . . . 95
1978 Page . . . . . 70	1927 Simmons . . . . . 645	<b>1992 McGwire . . . . . 585</b>	1942 Johnson . . . . . 82
1979 Revering . . . . . 77	1928 Simmons . . . . . 558	1993 R. Henderson . . . . . 553	1943 White . . . . . 61
1980 Armas . . . . . 109	1929 Simmons . . . . . 642	1994 Berroa . . . . . 485	1944 Siebert . . . . . 62
1981 Armas . . . . . 76	1930 Simmons . . . . . 708	1995 McGwire . . . . . 685	1945 Estalella . . . . . 74
1982 Murphy . . . . . 94	1931 Simmons . . . . . 641	<b>1996 McGwire . . . . . 730</b>	1946 McQuinn . . . . . 64
1983 Murphy . . . . . 75	<b>1932 Foxx . . . . . 749</b>	1997 Giambi . . . . . 495	1947 Joost . . . . . 114
1984 Kingman . . . . . 118	<b>1933 Foxx . . . . . 703</b>	1998 Stairs . . . . . 511	1948 Joost . . . . . 119
1985 Kingman . . . . . 91	1934 Foxx . . . . . 653	1999 Jaha . . . . . 556	1949 Joost . . . . . 149
1986 Canseco . . . . . 117	<b>1935 Foxx . . . . . 636</b>	2000 Giambi . . . . . 647	1950 Fain . . . . . 133
1987 McGwire . . . . . 118	1936 Johnson . . . . . 525	<b>2001 Giambi . . . . . 660</b>	1951 Joost . . . . . 106
<b>1988 Canseco . . . . . 124</b>	1937 Johnson . . . . . 556	2002 Chavez . . . . . 513	1952 Joost . . . . . 122
1989 Parker . . . . . 97	1938 Johnson . . . . . 552	2003 Chavez . . . . . 514	1953 Robinson . . . . . 63
1990 McGwire . . . . . 108	1939 Johnson . . . . . 553	2004 Durazo . . . . . 523	1954 Finigan . . . . . 64
1991 Canseco . . . . . 122	1940 Johnson . . . . . 514	2005 Chavez . . . . . 466	1955 Finigan . . . . . 61
1992 McGwire . . . . . 104	1941 Chapman . . . . . 543	2006 Thomas . . . . . 545	1956 Lopez . . . . . 63
1993 Sierra . . . . . 101	1942 Johnson . . . . . 451	2007 Cust . . . . . 504	1957 Lopez . . . . . 41
1994 Sierra . . . . . 92	1943 Siebert . . . . . 328	2008 Cust . . . . . 476	1958 Tuttle . . . . . 74
1995 McGwire . . . . . 90	1944 Siebert . . . . . 423	2009 Suzuki . . . . . 421	1959 Maris . . . . . 58
1996 McGwire . . . . . 113	1945 Estalella . . . . . 435	2010 Barton . . . . . 405	1960 Siebern . . . . . 72
1997 McGwire . . . . . 81	1946 Chapman . . . . . 429		1961 Howser . . . . . 92
Giambi . . . . . 81	1947 Fain . . . . . 423	<b>Walks</b>	1962 Siebern . . . . . 110
1998 Giambi . . . . . 110	1948 Majeski . . . . . 454	1901 Seybold . . . . . 40	1963 Siebern . . . . . 79
1999 Giambi . . . . . 123	1949 Chapman . . . . . 455	<b>1902 Hartsel . . . . . 87</b>	1964 Causey . . . . . 88
2000 Giambi . . . . . 137	1950 Lehner . . . . . 436	1903 Pickering . . . . . 53	1965 Harrelson . . . . . 66
2001 Giambi . . . . . 120	1951 Zernial . . . . . 525	1904 Hartsel . . . . . 75	1966 Hersberger . . . . . 47
2002 Tejada . . . . . 131	1952 Zernial . . . . . 452	<b>1905 Hartsel . . . . . 121</b>	1967 Gosger . . . . . 53
2003 Tejada . . . . . 106	1953 Zernial . . . . . 559	<b>1906 Hartsel . . . . . 88</b>	1968 Monday . . . . . 72
2004 Durazo . . . . . 88	1954 Finigan . . . . . 421	<b>1907 Hartsel . . . . . 106</b>	1969 Jackson . . . . . 114
2005 Chavez . . . . . 101	1955 Zernial . . . . . 508	<b>1908 Hartsel . . . . . 93</b>	1970 Bando . . . . . 118
2006 Thomas . . . . . 114	1956 Simpson . . . . . 490	1909 Collins . . . . . 62	1971 Bando . . . . . 86
2007 Cust . . . . . 82	1957 Zernial . . . . . 471	1910 Hartsel . . . . . 58	1972 Epstein . . . . . 68
2008 Cust . . . . . 77	1958 Cerv . . . . . 592	1911 Collins . . . . . 62	1973 Tenace . . . . . 101
	1959 Cerv . . . . . 479		

1974	Tenace	110
1975	Tenace	106
1976	Tenace	81
1977	Gross	86
1978	Page	53
1979	Murphy	83
1980	Henderson	117
1981	Murphy	73
1982	Henderson	116
1983	Henderson	103
1984	Henderson	88
1985	Murphy	84
1986	Phillips	76
1987	McGwire	71
1988	Canseco	78
1989	McGwire	83
1990	McGwire	110
1991	R. Henderson	98
1992	R. Henderson	95
1993	R. Henderson	85
1994	Henderson	72
1995	McGwire	88
1996	McGwire	116
1997	McGwire	58
1998	Henderson	118
1999	Giambi	105
2000	Giambi	137
2001	Giambi	129
2002	Justice	70
2003	Durazo	100
2004	Chavez	95
2005	Chavez	58
2006	Swisher	97
2007	Cust	105
2008	Cust	111
2009	Cust	93
2010	Barton	110
<b>Strikeouts</b>		
1913	Murphy	44
	Schang	44
1914	Murphy	46
1915	Walsh	64
1916	Witt	71
1917	Grover	53
1918	Dugan	55
	Kopp	55
1919	Thomas	52
1920	Dykes	73
1921	Dykes	75
1922	Dykes	98
1923	Hauser	52
1924	Simmons	60
1925	Dykes	49
1926	Simmons	49
1927	Hale	32
1928	Hauser	45
1929	Foxx	70
1930	Foxx	66
1931	Foxx	84
1932	Foxx	96
1933	Foxx	93
1934	Foxx	75
1935	Foxx	99
1936	Johnson	71
1937	Peters	59

1938	Chapman	94
1939	Nagel	86
1940	Chapman	96
1941	Johnson	75
1942	Johnson	61
1943	White	51
1944	Estalella	60
1945	Estalella	46
1946	Chapman	66
1947	Joost	110
1948	Joost	87
1949	Joost	80
1950	Chapman	79
1951	Zernial	99
1952	Joost	94
1953	Zernial	79
1954	Finigan	66
1955	Zernial	90
1956	Simpson	82
1957	Zernial	84
1958	DeMaestri	84
1959	Cerv	87
1960	Williams	68
	Siebern	68
1961	Siebern	91
1962	Cimoli	89
1963	Siebern	82
1964	Mathews	143
1965	Harellson	112
1966	Green	101
1967	Monday	107
1968	Jackson	171
1969	Jackson	142
1970	Jackson	135
1971	Jackson	161
1972	Jackson	125
1973	Jackson	116
1974	Jackson	105
	Tenace	105
1975	Jackson	133
1976	North	95
1977	Gross	84
1978	Page	95
1979	Page	93
1980	Armas	123
1981	Armas	115
1982	Armas	128
1983	Murphy	105
1984	Kingman	119
1985	Murphy	123
1986	Canseco	175
1987	Canseco	157
1988	Canseco	128
1989	D. Henderson	131
1990	Canseco	158
1991	Canseco	152
1992	McGwire	105
1993	D. Henderson	113
1994	Javier	76
1995	Berroa	98
1996	Berroa	122
1997	Canseco	122
1998	Grieve	123
1999	Jaha	129
2000	Grieve	130
2001	Long	103

2002	Chavez	119
2003	Durazo	105
2004	Crosby	141
2005	Chavez	129
2006	Swisher	152
2007	Cust	164
2008	Cust	197
2009	Cust	185
2010	Cust	127
<b>Stolen Bases</b>		
1901	Fultz	36
1902	Hartsel	47
1903	Pickering	40
1904	Murphy	22
1905	Hoffman	46
1906	Hartsel	31
1907	Oldring	29
1908	Davis	20
1909	Collins	67
1910	Collins	81
1911	Collins	38
	Baker	38
1912	Collins	63
1913	Collins	54
1914	Collins	58
1915	Walsh	22
1916	Walsh	27
1917	McInnis	18
1918	Kopp	22
1919	Kopp	16
1920	Walker	9
1921	Witt	16
1922	Miller	10
	Galloway	10
1923	Mathews	16
1924	Simmons	16
1925	Galloway	16
1926	Simmons	10
1927	Cobb	22
1928	Miller	10
1929	Miller	24
1930	Miller	13
1931	Miller	5
1932	McNair	8
	Dykes	8
1933	Johnson	8
	Cochrane	8
1934	Johnson	12
1935	Warstler	8
1936	Newsome	13
1937	Werber	35
1938	Werber	19
1939	Johnson	15
1940	Hayes	9
1941	Chapman	6
	Johnson	6
1942	Valo	13
1943	Welaj	12
	White	12
1944	Garrison	10
1945	Peck	5
1946	Valo	9
1947	Valo	11
1948	Fain	10
	Valo	10

1949	Valo	14
1950	Valo	12
1951	Valo	11
1952	Valo	12
1953	Phillely	13
1954	Jacobs	17
1955	Valo	5
1956	Pilarcik	9
1957	Martin	7
1958	Tuttle	7
1959	Tuttle	10
1960	Snyder	7
1961	Howser	37
1962	Charles	20
1963	Tartabull	16
1964	Charles	12
1965	Campaneris	51
1966	Campaneris	52
1967	Campaneris	55
1968	Campaneris	62
1969	Campaneris	62
1970	Campaneris	42
1971	Campaneris	34
1972	Campaneris	52
1973	North	53
1974	North	54
1975	Washington	40
1976	North	75
1977	Page	42
1978	Dilone	50
1979	Henderson	33
1980	Henderson	100
1981	Henderson	56
1982	Henderson	130
1983	Henderson	108
1984	Henderson	66
1985	Collins	29
1986	Griffin	33
1987	Polonia	29
1988	Canseco	40
1989	R. Henderson	52
1990	R. Henderson	65
1991	R. Henderson	58
1992	R. Henderson	48
1993	R. Henderson	31
1994	Javier	24
1995	Javier	36
1996	Battle	10
1997	McDonald	13
1998	Henderson	66
1999	Phillips	11
	Velarde	11
2000	Velarde	9
2001	Damon	27
2002	Chavez	8
2003	Byrnes	10
	Tejada	10
2004	Byrnes	17
2005	Kendall	8
2006	Kendall	11
2007	Stewart	11
2008	Davis	25
2009	Davis	41
2010	Davis	50

**Bold denotes tied or led league**

# ATHLETICS YEAR-BY-YEAR PITCHING LEADERS

<b>Wins</b>	
1901 Fraser	20
1902 Waddell	24
1903 Plank	23
1904 Plank	26
<b>1905 Waddell</b>	<b>26</b>
1906 Plank	19
1907 Plank	24
1908 Vickers	18
1909 Plank	19
<b>1910 Coombs</b>	<b>31</b>
<b>1911 Coombs</b>	<b>28</b>
1912 Plank	26
1913 Bender	21
1914 Bender	17
Bush	17
1915 Wyckoff	10
1916 Bush	15
1917 Bush	11
1918 Perry	21
1919 Johnson	9
Kinney	9
1920 Perry	11
1921 Rommel	16
<b>1922 Rommel</b>	<b>27</b>
1923 Rommel	18
1924 Rommel	18
<b>1925 Rommel</b>	<b>21</b>
1926 Grove	13
1927 Grove	20
<b>1928 Grove</b>	<b>24</b>
<b>1929 Earnshaw</b>	<b>24</b>
<b>1930 Grove</b>	<b>28</b>
<b>1931 Grove</b>	<b>31</b>
1932 Grove	25
<b>1933 Grove</b>	<b>24</b>
1934 Marcum	14
1935 Marcum	17
1936 Kelley	15
1937 Kelley	13
1938 Caster	16
1939 Nelson	10
1940 Babich	14
1941 Knott	13
1942 Marchildon	17
1943 Flores	12
1944 Christopher	14
1945 Christopher	13
1946 Marchildon	13
1947 Marchildon	19
1948 Fowler	15
1949 Kellner	20
1950 Hooper	15
1951 Shantz	18
<b>1952 Shantz</b>	<b>24</b>
1953 Kellner	11
Byrd	11
1954 Portocarrero	9
1955 Ditmar	12
1956 Ditmar	12
1957 Trucks	9
Morgan	9

1958 Garver	12
1959 Daley	16
1960 Daley	16
1961 Bass	11
1962 Rakow	14
1963 Wickersham	12
Pena	12
1964 Pena	12
1965 Sheldon	10
Talbot	10
1966 Krausse	14
1967 Hunter	13
1968 Odom	16
1969 Odom	15
Dobson	15
1970 Hunter	18
1971 Blue	24
1972 Hunter	21
1973 Holtzman	21
Hunter	21
<b>1974 Hunter</b>	<b>25</b>
1975 Blue	22
1976 Blue	18
1977 Blue	14
1978 Johnson	11
1979 Langford	12
1980 Norris	22
1981 McCatty	14
1982 Langford	11
Keough	11
1983 Codiroli	12
1984 Burris	13
1985 Codiroli	14
1986 Young	13
<b>1987 Stewart</b>	<b>20</b>
1988 Stewart	21
1989 Stewart	21
<b>1990 Welch</b>	<b>27</b>
1991 Moore	17
1992 Moore	17
1993 Witt	14
1994 Darling	10
1995 Stottlemire	14
1996 Wasdin	8
1997 Small	9
1998 Rogers	16
1999 Heredia	13
<b>2000 Hudson</b>	<b>20</b>
<b>2001 Mulder</b>	<b>21</b>
<b>2002 Zito</b>	<b>23</b>
2003 Hudson	16
2004 Mulder	17
2005 Haren	14
Zito	14
2006 Blanton	16
Zito	16
2007 Haren	15
2008 Duchscherer	10
2009 Anderson	11
2010 Cahill	18

<b>Losses</b>	
1901 Fraser	15
1902 Plank	15
1903 Plank	16
Waddell	16
1904 Plank	17
Waddell	17
Henley	17
1905 Plank	12
Henley	12
1906 Waddell	16
1907 Plank	16
1908 Vickers	19
1909 Morgan	11
Coombs	11
1910 Morgan	12
1911 Coombs	12
1912 Brown	11
1913 Brown	11
1914 Bush	12
<b>1915 Wyckoff</b>	<b>22</b>
<b>1916 Bush</b>	<b>24</b>
1917 Bush	17
<b>1918 Perry</b>	<b>19</b>
1919 Naylor	18
<b>1920 Perry</b>	<b>25</b>
<b>1921 Rommel</b>	<b>23</b>
<b>1922 Harris</b>	<b>20</b>
<b>1923 Rommel</b>	<b>19</b>
1924 Rommel	15
1925 Walberg	14
1926 Grove	13
1927 Grove	13
1928 Walberg	12
1929 Walberg	11
1930 Earnshaw	13
1931 Walberg	12
1932 Earnshaw	13
Mahaffey	13
1933 Walberg	13
1934 Cain	17
1935 Dietrich	13
<b>1936 Rhodes</b>	<b>20</b>
<b>1937 Kelley</b>	<b>21</b>
<b>1938 Caster</b>	<b>20</b>
1939 Ross	14
<b>1940 Caster</b>	<b>19</b>
1941 Marchildon	15
1942 Wolf	15
Harris	15
<b>1943 Harris</b>	<b>21</b>
1944 Newsom	15
<b>1945 Newsom</b>	<b>20</b>
<b>1946 Marchildon</b>	<b>16</b>
<b>Knerr</b>	<b>16</b>
<b>Fowler</b>	<b>16</b>
1947 Flores	13
1948 Marchildon	15
1949 Coleman	14
<b>1950 Kellner</b>	<b>20</b>
<b>1951 Kellner</b>	<b>14</b>
1952 Byrd	15
Hooper	15

<b>1953 Byrd</b>	<b>20</b>
1954 Portocarrero	18
1955 Ditmar	12
<b>1956 Ditmar</b>	<b>22</b>
1957 Garver	13
1958 Terry	13
1959 Daley	13
Garver	13
1960 Daley	16
1961 Archer	15
<b>1962 Rakow</b>	<b>17</b>
<b>1963 Pena</b>	<b>20</b>
1964 Segui	17
<b>1965 O'Donoghue</b>	<b>18</b>
1966 Hunter	11
1967 Hunter	17
Nash	17
Krausse	17
1968 Dobson	14
1969 Hunter	15
1970 Dobson	15
1971 Odom	12
1972 Holtzman	11
1973 Holtzman	13
1974 Holtzman	17
1975 Holtzman	14
1976 Blue	13
1977 Langford	19
Blue	19
1978 Keough	15
1979 Keough	17
1980 Kingman	20
1981 Langford	10
<b>1982 Keough</b>	<b>18</b>
1983 Codiroli	12
1984 McCatty	14
1985 Codiroli	14
1986 Rijo	11
1987 Stewart	13
1988 Stewart	12
1989 Moore	11
1990 Moore	15
1991 Welch	13
1992 Moore	12
1993 Witt	13
1994 Darling	11
1995 Van Poppel	8
1996 Johns	12
1997 Karsay	12
<b>1998 Candiotti</b>	<b>16</b>
1999 Haynes	12
2000 Appier	11
Heredia	11
2001 Hudson	9
2002 Lidle	10
2003 Zito	12
2004 Redman	12
2005 Zito	13
2006 Haren	13
2007 Gaudin	13
2008 Smith	16
2009 Cahill	13
2010 Braden	14

**ERA**

1901 Plank ..... 3.31  
 1902 Waddell ..... 2.05  
 1903 Plank ..... 2.38  
 1904 Waddell ..... 1.62  
**1905 Waddell ..... 1.48**  
 1906 Waddell ..... 2.21  
 1907 Bender ..... 2.05  
 1908 Coombs ..... 2.00  
**1909 Krause ..... 1.39**  
 1910 Coombs ..... 1.30  
 1911 Plank ..... 2.10  
 1912 Plank ..... 2.21  
 1913 Bender ..... 2.21  
 1914 Bender ..... 2.26  
 1915 Wyckoff ..... 3.52  
 1916 Bush ..... 2.57  
 1917 Bush ..... 2.47  
 1918 Perry ..... 1.98  
 1919 Naylor ..... 3.34  
 1920 Rommel ..... 2.84  
 1921 Rommel ..... 3.95  
 1922 Rommel ..... 3.28  
 1923 Rommel ..... 3.27  
 1924 Baumgartner ..... 2.88  
 1925 Gray ..... 3.39  
**1926 Grove ..... 2.51**  
 1927 Quinn ..... 3.18  
 1928 Grove ..... 2.57  
**1929 Grove ..... 2.82**  
**1930 Grove ..... 2.54**  
**1931 Grove ..... 2.05**  
**1932 Grove ..... 2.84**  
 1933 Grove ..... 3.21  
 1934 Cain ..... 4.40  
 1935 Marcum ..... 4.07  
 1936 Kelley ..... 3.87  
 1937 Smith ..... 3.93  
 1938 Caster ..... 4.36  
 1939 Nelson ..... 4.77  
 1940 Babich ..... 3.73  
 1941 Marchildon ..... 3.57  
 1942 Wolff ..... 3.32  
 1943 Flores ..... 3.12  
 1944 Newsom ..... 2.82  
 1945 Christopher ..... 3.17  
 1946 Flores ..... 2.32  
 1947 Fowler ..... 2.81  
 1948 Fowler ..... 3.78  
 1949 Fowler ..... 3.74  
 1950 Brissie ..... 4.02  
 1951 Shantz ..... 3.95  
 1952 Shantz ..... 2.48  
 1953 Fricano ..... 3.88  
 1954 Portocarrero ..... 4.06  
 1955 Kellner ..... 4.20  
 1956 Gorman ..... 3.84  
 1957 Trucks ..... 3.03  
 1958 Herbert ..... 3.50  
 1959 Daley ..... 3.17  
 1960 Herbert ..... 3.27  
 1961 Archer ..... 3.20  
 1962 Rakow ..... 4.25  
 1963 Drabowsky ..... 3.05  
 1964 Pena ..... 4.44  
 1965 O'Donoghue ..... 4.14  
 1966 Krause ..... 2.98

1967 Hunter ..... 2.80  
 1968 Nash ..... 2.28  
 1969 Odom ..... 2.92  
**1970 Segui ..... 2.56**  
**1971 Blue ..... 1.82**  
 1972 Hunter ..... 2.04  
 1973 Holtzman ..... 2.97  
**1974 Hunter ..... 2.49**  
 1975 Blue ..... 3.01  
 1976 Blue ..... 2.35  
 1977 Blue ..... 3.83  
 1978 Keough ..... 3.24  
 1979 McCatty ..... 4.22  
 1980 Norris ..... 2.53  
**1981 McCatty ..... 2.32**  
 1982 McCatty ..... 3.99  
 1983 Krueger ..... 3.61  
 1984 Burris ..... 3.15  
 1985 Sutton ..... 3.89  
 1986 Haas ..... 2.74  
 1987 Stewart ..... 3.68  
 1988 Stewart ..... 3.23  
 1989 Moore ..... 2.61  
 1990 Stewart ..... 2.56  
 1991 Moore ..... 2.96  
 1992 Welch ..... 3.27  
 1993 Witt ..... 4.29  
**1994 Ontiveros ..... 2.65**  
 1995 Ontiveros ..... 4.37  
 1996 Prieto ..... 4.15  
 1997 Haynes ..... 4.42  
 1998 Rogers ..... 3.17  
 1999 Hudson ..... 3.23  
 2000 Heredia ..... 4.12  
 2001 Hudson ..... 3.37  
 2002 Zito ..... 2.75  
 2003 Hudson ..... 2.70  
 2004 Hudson ..... 3.53  
 2005 Blanton ..... 3.53  
 2006 Zito ..... 3.83  
 2007 Haren ..... 3.07  
 2008 Smith ..... 4.16  
 2009 Anderson ..... 4.06  
 2010 Cahill ..... 2.97

**Games**

1901 Fraser ..... 40  
 1902 Plank ..... 36  
**1903 Plank ..... 43**  
 1904 Waddell ..... 46  
**1905 Waddell ..... 46**  
 1906 Waddell ..... 43  
 1907 Waddell ..... 44  
 1908 Vickers ..... 53  
 1909 Plank ..... 34  
     Bender ..... 34  
**1910 Coombs ..... 45**  
 1911 Coombs ..... 47  
 1912 Coombs ..... 40  
 1913 Bender ..... 48  
 1914 Bush ..... 38  
     Shawkey ..... 38  
 1915 Wyckoff ..... 43  
 1916 Myers ..... 44  
 1917 Myers ..... 38  
 1918 Perry ..... 44  
 1919 Kinney ..... 43

1920 Perry ..... 42  
     Naylor ..... 42  
 1921 Rommel ..... 46  
**1922 Rommel ..... 51**  
**1923 Rommel ..... 56**  
 1924 Rommel ..... 43  
 1925 Walberg ..... 53  
 1926 Pate ..... 47  
 1927 Grove ..... 51  
 1928 Rommel ..... 43  
 1929 Earnshaw ..... 44  
**1930 Grove ..... 50**  
 1931 Walberg ..... 50  
 1932 Grove ..... 44  
 1933 Grove ..... 45  
 1934 Cascarella ..... 42  
 1935 Dietrich ..... 43  
 1936 Kelley ..... 35  
     Rhodes ..... 35  
 1937 Kelley ..... 41  
 1938 Smith ..... 43  
 1939 Dean ..... 54  
 1940 Heusser ..... 41  
 1941 Ferrick ..... 36  
 1942 Marchildon ..... 38  
 1943 Wolff ..... 41  
 1944 Berry ..... 53  
**1945 Berry ..... 52**  
 1946 Savage ..... 40  
 1947 Christopher ..... 44  
     Savage ..... 44  
 1948 Harris ..... 45  
 1949 Kellner ..... 38  
     Scheib ..... 38  
 1950 Brissie ..... 46  
 1951 Scheib ..... 46  
 1952 Hooper ..... 43  
 1953 Martin ..... 58  
 1954 Burtshy ..... 38  
 1955 Gorman ..... 57  
 1956 Crimian ..... 54  
 1957 Trucks ..... 48  
 1958 Gorman ..... 50  
 1959 Grim ..... 40  
 1960 Kutyna ..... 51  
 1961 Kunkel ..... 58  
 1962 Wyatt ..... 59  
 1963 Wyatt ..... 63  
**1964 Wyatt ..... 81**  
 1965 Dickson ..... 68  
 1966 Aker ..... 66  
 1967 Aker ..... 57  
 1968 Aker ..... 54  
 1969 Lindblad ..... 60  
     Fingers ..... 60  
 1970 Grant ..... 72  
 1971 Fingers ..... 48  
 1972 Fingers ..... 65  
 1973 Fingers ..... 62  
**1974 Fingers ..... 76**  
**1975 Fingers ..... 75**  
 1976 Fingers ..... 70  
 1977 Lacey ..... 64  
 1978 Lacey ..... 74  
 1979 Heavenlo ..... 62  
 1980 Lacey ..... 47  
 1981 Jones ..... 33

1982 Underwood ..... 56  
 1983 Underwood ..... 51  
 1984 Caudill ..... 68  
 1985 Howell ..... 63  
 1986 Ontiveros ..... 46  
 1987 Eckersley ..... 54  
     Nelson ..... 54  
 1988 Eckersley ..... 60  
 1989 Honeycutt ..... 64  
 1990 Eckersley ..... 63  
 1991 Eckersley ..... 67  
 1992 Eckersley ..... 69  
 1993 Eckersley ..... 64  
 1994 Eckersley ..... 45  
 1995 Eckersley ..... 52  
 1996 Groom ..... 72  
     Mohler ..... 72  
 1997 Groom ..... 78  
 1998 Groom ..... 75  
 1999 Groom ..... 76  
 2000 Tam ..... 72  
 2001 Tam ..... 70  
**2002 Koch ..... 84**  
 2003 Bradford ..... 72  
     Foulke ..... 72  
 2004 Bradford ..... 68  
 2005 Rincon ..... 67  
     Street ..... 67  
 2006 Calero ..... 70  
 2007 Embree ..... 68  
 2008 Embree ..... 70  
 2009 Wuertz ..... 74  
 2010 Breslow ..... 75

**Games Started**

1901 Fraser ..... 37  
 1902 Plank ..... 32  
**1903 Plank ..... 40**  
 1904 Waddell ..... 46  
**1905 Plank ..... 41**  
 1906 Waddell ..... 34  
 1907 Plank ..... 40  
 1908 Vickers ..... 33  
 1909 Plank ..... 33  
 1910 Coombs ..... 38  
**1911 Coombs ..... 40**  
 1912 Coombs ..... 32  
 1913 Brown ..... 35  
 1914 Shawkey ..... 31  
 1915 Wyckoff ..... 34  
 1916 Myers ..... 35  
 1917 Bush ..... 31  
**1918 Perry ..... 36**  
 1919 Johnson ..... 25  
 1920 Naylor ..... 36  
 1921 Rommel ..... 32  
 1922 Rommel ..... 33  
 1923 Hasty ..... 36  
 1924 Rommel ..... 34  
**1925 Harris ..... 33**  
 1926 Grove ..... 33  
 1927 Walberg ..... 34  
 1928 Grove ..... 31  
**1929 Grove ..... 37**  
**1930 Earnshaw ..... 39**  
 1931 Walberg ..... 35  
 1932 Walberg ..... 34

## Athletics Year-By-Year Pitching Leaders, continued

1933 Cain.....	32	1991 Stewart.....	35	1934 Marcum.....	17	1995 Ontiveros.....	2
1934 Cain.....	32	<b>Welch</b> .....	<b>35</b>	1935 Marcum.....	19	Stottlemyre.....	2
1935 Marcum.....	27	1992 <b>Moore</b> .....	<b>36</b>	1936 Kelley.....	20	1996 Prieto.....	2
1936 Rhodes.....	28	1993 Witt.....	33	1937 Caster.....	19	1997 Oquist.....	1
1937 Caster.....	33	1994 <b>Darling</b> .....	<b>25</b>	1938 Caster.....	20	Wengert.....	1
<b>1938 Caster</b> .....	<b>40</b>	1995 Stottlemyre.....	31	1939 Nelson.....	12	1998 Rogers.....	7
1939 Ross.....	28	1996 Wengert.....	25	1940 Babich.....	16	1999 Rogers.....	3
1940 Babich.....	30	1997 Karsay.....	24	1941 Marchildon.....	14	2000 Heredia.....	2
1941 Marchildon.....	27	1998 Rogers.....	34	1942 Marchildon.....	18	Hudson.....	2
1942 Marchildon.....	31	1999 Heredia.....	33	1943 Harris.....	15	2001 Mulder.....	6
1943 Flores.....	27	2000 Heredia.....	32	1944 Newsom.....	18	2002 Hudson.....	4
Harris.....	27	Hudson.....	32	1945 Christopher.....	17	<b>2003 Mulder</b> .....	<b>9</b>
1944 Newsom.....	33	<b>2001 Hudson</b> .....	<b>35</b>	1946 Marchildon.....	16	<b>2004 Mulder</b> .....	<b>5</b>
1945 Newsom.....	34	<b>Zito</b> .....	<b>35</b>	1947 Marchildon.....	21	2005 Haren.....	3
1946 Marchildon.....	29	<b>2002 Zito</b> .....	<b>35</b>	1948 Fowler.....	16	2006 Haren.....	2
1947 Marchildon.....	35	2003 Zito.....	35	1949 Kellner.....	19	Loaiza.....	2
1948 Marchildon.....	30	2004 Zito.....	34	1950 Kellner.....	15	2007 Blanton.....	3
1949 Coleman.....	30	<b>2005 Zito</b> .....	<b>35</b>	Brissie.....	15	2008 Smith.....	2
1950 Brissie.....	31	<b>2006 Haren</b> .....	<b>34</b>	1951 Shantz.....	13	2009 Anderson.....	1
1951 Kellner.....	29	<b>Zito</b> .....	<b>34</b>	1952 Shantz.....	27	Tomko.....	1
1952 Shantz.....	33	<b>2007 Blanton</b> .....	<b>34</b>	1953 Kellner.....	14	2010 Braden.....	5
Kellner.....	33	<b>Gaudin</b> .....	<b>34</b>	1954 Portocarrero.....	16		
1953 Byrd.....	37	<b>Haren</b> .....	<b>34</b>	1955 Ditmar.....	7		
1954 Portocarrero.....	33	2008 Smith.....	32	1956 Ditmar.....	14	<b>Saves</b>	
1955 Kellner.....	24	2009 Cahill.....	32	1957 Garver.....	6	1968 Aker.....	7
1956 Ditmar.....	34	2010 Gonzalez.....	33	1958 Garver.....	10	1969 Fingers.....	12
1957 Garver.....	23			1959 Daley.....	12	1970 Grant.....	24
1958 Terry.....	33	<b>Complete Games</b>		1960 Herbert.....	14	<b>1971 Fingers</b> .....	<b>17</b>
1959 Garver.....	30	1901 Fraser.....	35	1961 Archer.....	9	1972 Fingers.....	21
1960 Daley.....	35	1902 Plank.....	31	1962 Rakow.....	11	1973 Fingers.....	22
1961 Archer.....	27	<b>1903 Waddell</b> .....	<b>34</b>	1963 Drabowsky.....	9	1974 Fingers.....	18
1962 Rakow.....	35	1904 Waddell.....	39	Pena.....	9	1975 Fingers.....	24
1963 Wickersham.....	33	<b>1905 Plank</b> .....	<b>35</b>	1964 Pena.....	5	1976 Fingers.....	20
1964 Segui.....	35	1906 Bender.....	24	1965 Segui.....	5	1977 Bair.....	7
1965 Talbot.....	33	1907 Plank.....	33	1966 Nash.....	5	Lacey.....	7
1966 Hunter.....	25	1908 Vickers.....	21	1967 Hunter.....	13	1978 Sosa.....	14
1967 Hunter.....	35	Plank.....	21	1968 Nash.....	12	1979 Heaverlo.....	9
1968 Dobson.....	34	1909 Plank.....	24	1969 Dobson.....	11	1980 Lacey.....	6
Hunter.....	34	Bender.....	24	1970 Dobson.....	13	1981 Beard.....	3
1969 Dobson.....	35	1910 Coombs.....	35	1971 Blue.....	24	Jones.....	3
Hunter.....	35	1911 Coombs.....	26	1972 Holtzman.....	16	1982 Beard.....	11
1970 Hunter.....	40	1912 Plank.....	24	Hunter.....	16	1983 Beard.....	10
Dobson.....	40	1913 Plank.....	18	1973 Holtzman.....	16	1984 Caudill.....	36
1971 Blue.....	39	1914 Shawkey.....	18	1974 Hunter.....	23	1985 Howell.....	29
1972 Hunter.....	37	1915 Wyckoff.....	20	1975 Holtzman.....	13	1986 Howell.....	16
1973 Holtzman.....	40	1916 Myers.....	31	Blue.....	13	1987 Eckersley.....	16
1974 Hunter.....	41	1917 Bush.....	17	1976 Blue.....	20	Howell.....	16
1975 Holtzman.....	38	<b>1918 Perry</b> .....	<b>30</b>	1977 Blue.....	16	<b>1988 Eckersley</b> .....	<b>45</b>
Blue.....	38	1919 Naylor.....	17	1978 Johnson.....	7	1989 Eckersley.....	33
1976 Torrez.....	39	1920 Perry.....	20	1979 Langford.....	14	1990 Eckersley.....	48
1977 Blue.....	38	Naylor.....	20	<b>1980 Langford</b> .....	<b>28</b>	1991 Eckersley.....	43
1978 Keough.....	32	1921 Rommel.....	20	<b>1981 Langford</b> .....	<b>18</b>	<b>1992 Eckersley</b> .....	<b>51</b>
1979 Langford.....	29	1922 Rommel.....	22	1982 Langford.....	15	1993 Eckersley.....	36
1980 Langford.....	33	1923 Rommel.....	19	1983 Codiroli.....	7	1994 Eckersley.....	19
Norris.....	33	1924 Rommel.....	21	1984 Burris.....	5	1995 Eckersley.....	29
1981 Langford.....	24	1925 Harriss.....	15	1985 Codiroli.....	4	1996 Taylor.....	17
1982 Keough.....	34	1926 Grove.....	20	1986 Andujar.....	7	1997 Taylor.....	23
1983 Codiroli.....	31	1927 Walberg.....	15	1987 Stewart.....	8	1998 Taylor.....	33
1984 McCatty.....	30	1928 Grove.....	24	<b>1988 Stewart</b> .....	<b>14</b>	1999 Taylor.....	26
1985 Codiroli.....	37	1929 Grove.....	21	1989 Stewart.....	8	2000 Isringhausen.....	33
1986 Young.....	27	1930 Grove.....	22	<b>1990 Stewart</b> .....	<b>11</b>	2001 Isringhausen.....	34
1987 Stewart.....	37	<b>1931 Grove</b> .....	<b>27</b>	1991 Welch.....	7	2002 Koch.....	44
<b>1988 Stewart</b> .....	<b>37</b>	<b>1932 Grove</b> .....	<b>27</b>	1992 Darling.....	4	<b>2003 Foulke</b> .....	<b>43</b>
<b>1989 Stewart</b> .....	<b>36</b>	<b>1933 Grove</b> .....	<b>21</b>	1993 Witt.....	5	2004 Dotel.....	22
<b>1990 Stewart</b> .....	<b>36</b>			1994 Witt.....	5	2005 Street.....	23
						2006 Street.....	37

2007 Embree	17
2008 Street	18
2009 Bailey	26
2010 Bailey	25

**Innings Pitched**

1901 Fraser	331
1902 Plank	300
1903 Plank	336
1904 Waddell	383
1905 Plank	347
1906 Waddell	273
1907 Plank	344
1908 Vickers	300
1909 Plank	275
1910 Coombs	353
1911 Coombs	337
1912 Coombs	262
1913 Bender	237
1914 Shawkey	237
1915 Wyckoff	276
1916 Myers	315
1917 Bush	233
<b>1918 Perry</b>	<b>332</b>
1919 Naylor	205
1920 Perry	264
1921 Rommel	285
1922 Rommel	294
1923 Rommel	298
1924 Rommel	278
1925 Rommel	261
1926 Grove	258
1927 Grove	262
1928 Grove	262
1929 Grove	275
1930 Earnshaw	296
<b>1931 Walberg</b>	<b>291</b>
1932 Grove	292
1933 Grove	275
1934 Marcum	232
1935 Marcum	243
1936 Kelley	235
1937 Caster	232
1938 Caster	281
1939 Nelson	198
1940 Babich	229
1941 Marchildon	204
1942 Marchildon	244
1943 Flores	231
1944 Newsom	265
1945 Newsom	257
1946 Marchildon	227
1947 Marchildon	277
1948 Marchildon	226
1949 Kellner	245
1950 Brissie	246
1951 Kellner	210
1952 Shantz	280
1953 Byrd	237
1954 Portocarrero	248
1955 Ditmar	175
1956 Ditmar	254
1957 Garver	145
1958 Terry	217
1959 Daley	216
1960 Herbert	253
1961 Archer	205

1962 Rakow	235
1963 Wickersham	238
1964 Pena	219
1965 Talbot	198
1966 Krausse	178
1967 Hunter	260
1968 Hunter	234
1969 Hunter	247
1970 Dobson	267
1971 Blue	213
1972 Hunter	295
1973 Holtzman	297
1974 Hunter	318
1975 Blue	278
1976 Blue	298
1977 Blue	279.2
1978 Keough	197.1
1979 Langford	219.0
<b>1980 Langford</b>	<b>290.0</b>
1981 Langford	195.1
1982 Langford	237.1
1983 Codioli	205.2
1984 Burris	211.2
1985 Codioli	226.0
1986 Young	198.0
1987 Stewart	261.1
<b>1988 Stewart</b>	<b>275.2</b>
1989 Stewart	257.2
<b>1990 Stewart</b>	<b>267.0</b>
1991 Stewart	226.0
1992 Moore	223.0
1993 Witt	220.0
1994 Darling	160.0
1995 Stottlemyre	209.2
1996 Wengert	161.1
1997 Wengert	134.0
1998 Rogers	238.2
1999 Heredia	200.1
2000 Hudson	202.1
2001 Hudson	235.0
2002 Hudson	238.1
2003 Hudson	240.0
2004 Mulder	225.2
2005 Zito	228.1
2006 Haren	223.0
2007 Blanton	230.0
2008 Smith	190.1
2009 Cahill	178.2
2010 Gonzalez	200.2

**Strikeouts**

1901 Fraser	110
<b>1902 Waddell</b>	<b>210</b>
<b>1903 Waddell</b>	<b>302</b>
<b>1904 Waddell</b>	<b>349</b>
<b>1905 Waddell</b>	<b>287</b>
<b>1906 Waddell</b>	<b>196</b>
<b>1907 Waddell</b>	<b>232</b>
1908 Dygert	164
1909 Bender	161
1910 Coombs	224
1911 Coombs	185
1912 Coombs	120
1913 Plank	151
1914 Plank	110
1915 Wyckoff	157
1916 Myers	182

1917 Bush	121
1918 Perry	81
1919 Kinney	97
1920 Naylor	90
1921 Harriss	92
1922 Harriss	102
1923 Harriss	89
1924 Rommel	72
<b>1925 Grove</b>	<b>116</b>
<b>1926 Grove</b>	<b>194</b>
<b>1927 Grove</b>	<b>174</b>
<b>1928 Grove</b>	<b>183</b>
<b>1929 Grove</b>	<b>209</b>
<b>1930 Grove</b>	<b>170</b>
<b>1931 Grove</b>	<b>175</b>
1932 Grove	188
1933 Grove	114
1934 Marcum	92
1935 Marcum	99
1936 Kelley	82
1937 Caster	100
1938 Caster	112
1939 Nelson	75
1940 Babich	94
1941 Marchildon	74
1942 Marchildon	110
1943 Flores	113
1944 Newsom	142
1945 Newsom	127
1946 Marchildon	95
1947 Marchildon	128
1948 Brissie	127
1949 Brissie	118
1950 Brissie	101
1951 Kellner	94
1952 Shantz	152
1953 Byrd	122
1954 Portocarrero	132
1955 Ditmar	79
1956 Ditmar	126
1957 Terry	80
1958 Terry	134
1959 Daley	125
1960 Daley	126
1961 Archer	110
1962 Rakow	159
1963 Pena	128
1964 Pena	184
1965 Segui	119
1966 Hunter	103
1967 Hunter	196
1968 Hunter	172
1969 Odum	150
Hunter	150
1970 Hunter	178
1971 Blue	301
1972 Hunter	191
1973 Blue	158
1974 Blue	174
1975 Blue	189
1976 Blue	166
1977 Blue	157
1978 Keough	108
1979 Langford	101
1980 Norris	180
1981 McCatty	91
1982 Norris	83

1983 Conroy	112
1984 Burris	93
1985 Codioli	111
1986 Rijo	176
1987 Stewart	205
1988 Stewart	192
1989 Moore	172
1990 Stewart	166
1991 Moore	153
1992 Stewart	130
1993 Witt	131
1994 Witt	111
1995 Stottlemyre	205
1996 Reyes	78
1997 Karsay	92
1998 Rogers	138
1999 Hudson	137
2000 Hudson	169
2001 Zito	205
2002 Zito	182
2003 Hudson	162
2004 Harden	167
2005 Zito	171
2006 Haren	176
2007 Haren	192
2008 Eveland	118
2009 Anderson	150
2010 Gonzalez	170

**Walks**

<b>1901 Fraser</b>	<b>132</b>
1902 Hustling	91
1903 Waddell	85
1904 Waddell	91
1905 Waddell	90
Bender	90
1906 Waddell	92
1907 Plank	85
Dygert	85
<b>1908 Dygert</b>	<b>97</b>
1909 Coombs	73
<b>1910 Morgan</b>	<b>117</b>
1911 Coombs	119
1912 Coombs	94
1913 Houck	122
1914 Wyckoff	103
<b>1915 Wyckoff</b>	<b>165</b>
<b>1916 Myers</b>	<b>168</b>
1917 Bush	111
1918 Perry	111
1919 Kinney	91
1920 Naylor	86
1921 Moore	122
1922 Harriss	94
1923 Rommel	108
1924 Rommel	94
<b>1925 Grove</b>	<b>131</b>
1926 Grove	101
1927 Walberg	91
1928 Earnshaw	100
<b>1929 Earnshaw</b>	<b>125</b>
1930 Earnshaw	139
1931 Walberg	109
1932 Walberg	103
1933 Cain	137
1934 Cain	128
1935 Dietrich	101



## Athletics Year-By-Year Pitching Leaders, continued

1936 Rhodes . . . . . 102	1958 Garver . . . . . 66	1979 Norris . . . . . 94	2000 Appier . . . . . 102
1937 Caster . . . . . 107	1959 Daley . . . . . 62	1980 McCatty . . . . . 99	2001 Zito . . . . . 80
1938 Caster . . . . . 117	Herbert . . . . . 62	1981 Norris . . . . . 63	2002 Zito . . . . . 78
1939 Ross . . . . . 95	1960 Daley . . . . . 96	1982 Keough . . . . . 101	2003 Zito . . . . . 88
1940 Babich . . . . . 80	1961 Walker . . . . . 96	1983 Conroy . . . . . 98	2004 Mulder . . . . . 83
1941 Marchildon . . . 118	1962 Pfister . . . . . 106	1984 Burris . . . . . 90	2005 Zito . . . . . 89
<b>1942 Marchildon . . . 140</b>	1963 Wickersham . . . 79	1985 Birtzas . . . . . 91	2006 Zito . . . . . 99
1943 Black . . . . . 110	1964 Segui . . . . . 94	1986 Rijo . . . . . 108	2007 Gaudin . . . . . 100
1944 Newsom . . . . . 82	1965 Talbot . . . . . 86	1987 Stewart . . . . . 105	2008 Smith . . . . . 87
1945 Newsom . . . . . 103	1966 Hunter . . . . . 64	1988 Stewart . . . . . 110	2009 Cahill . . . . . 72
1946 Marchildon . . . 114	1967 Nash . . . . . 87	1989 Moore . . . . . 83	2010 Gonzalez . . . . . 92
<b>1947 Marchildon . . . 141</b>	1968 Odom . . . . . 98	1990 Moore . . . . . 84	
1948 Marchildon . . . 131	1969 Odom . . . . . 112	1991 Moore . . . . . 105	
1949 Kellner . . . . . 129	1970 Odom . . . . . 100	Stewart . . . . . 105	
1950 Brissie . . . . . 117	1971 Blue . . . . . 88	1992 Moore . . . . . 103	
1951 Kellner . . . . . 93	1972 Odom . . . . . 87	1993 Witt . . . . . 91	
1952 Byrd . . . . . 98	1973 Blue . . . . . 105	<b>1994 Van Poppel . . . 89</b>	
1953 Byrd . . . . . 115	1974 Blue . . . . . 98	1995 Stottlenmyre . . . 80	
1954 Portocarrero . . 114	1975 Holtzman . . . . 108	1996 Johns . . . . . 69	
1955 Ditmar . . . . . 86	1976 Torrez . . . . . 87	1997 Prieto . . . . . 70	
1956 Ditmar . . . . . 108	1977 Blue . . . . . 86	1998 Haynes . . . . . 88	
1957 Trucks . . . . . 62	1978 Keough . . . . . 85	1999 Haynes . . . . . 80	

**Bold denotes tied or led league**

## ATHLETICS TOP HITTING STREAKS

### FRANCHISE

Games Player	Year	Games Player	Year	Games Player	Year
29 Bill Lamar . . . . .	1925	23 Al Simmons . . . . .	1925	20 Mule Haas . . . . .	1929
28 Bing Miller . . . . .	1929	22 Tilly Walker . . . . .	1919	Al Simmons . . . . .	1929
27 Socks Seybold . . . . .	1901	Al Simmons . . . . .	1925	Wally Moses . . . . .	1938
Al Simmons . . . . .	1931	Doc Cramer . . . . .	1932	Dave Philleary . . . . .	1953
26 Bob Johnson . . . . .	1938	Doc Cramer . . . . .	1934	Hal Smith . . . . .	1958
25 Jason Giambi . . . . .	1997	Hector Lopez . . . . .	1957	Jerry Lumpe . . . . .	1962
24 Ferris Fain . . . . .	1952	Vic Power . . . . .	1958		
Carney Lansford . . . . .	1984	Eric Byrnes . . . . .	2003		
Miguel Tejada . . . . .	2002	21 Ty Cobb . . . . .	1927		
		Jimmie Foxx . . . . .	1929		

### OAKLAND

Games Player	Year	Games Player	Year	Games Player	Year
25 Jason Giambi . . . . .	1997	17 Terrence Long . . . . .	2000	16 Mark Kotsay . . . . .	2006
24 Miguel Tejada . . . . .	2002	Jason Giambi . . . . .	1998	Jermaine Dye . . . . .	2001
Carney Lansford . . . . .	1984	Brent Gates . . . . .	1995	Jason Giambi . . . . .	1998
22 Eric Byrnes . . . . .	2003	Geronimo Berroa . . . . .	1995	Gene Tenace . . . . .	1975
19 Jason Giambi . . . . .	1996	Stan Javier . . . . .	1994	Danny Cater . . . . .	1969
Carney Lansford . . . . .	1989	Carney Lansford . . . . .	1988	<b>15 Kevin Kouzmanoff . . . . . 2010</b>	
Carney Lansford . . . . .	1983	Luis Polonia . . . . .	1987	Dan Johnson . . . . .	2007
18 Jason Giambi . . . . .	1999	Donnie Hill . . . . .	1985	Shannon Stewart . . . . .	2007
Scott Spiezio . . . . .	1998	Mike Edwards . . . . .	1978	Mark Kotsay . . . . .	2004
Mark McGwire . . . . .	1995	Joe Rudi . . . . .	1972	Miguel Tejada . . . . .	2002
		Bert Campaneris . . . . .	1972	Eric Chavez . . . . .	2000
				Craig Paquette . . . . .	1995
				Terry Steinbach . . . . .	1989
				Reggie Jackson . . . . .	1974
				Bert Campaneris . . . . .	1974
				Billy North . . . . .	1973
				Bert Campaneris . . . . .	1971
				Bert Campaneris . . . . .	1968

# ATHLETICS HOME RUN HISTORY

## 20 OR MORE HOME RUNS IN A SEASON

NO.	PLAYER	YEAR	NO.	PLAYER	YEAR	NO.	PLAYER	YEAR
58	Jimmie Foxx	1932	30	Jimmie Foxx	1931		Sam Chapman	1950
52	Mark McGwire	1996		Bob Johnson	1938		Ken Harrelson	1966
49	Mark McGwire	1987		Gus Zernial	1955		Reggie Jackson	1970
48	Jimmie Foxx	1933		Dave Kingman	1985		Billy Williams	1975
47	Reggie Jackson	1969		Miguel Tejada	2000		Ruben Sierra	1994
44	Jimmie Foxx	1934	29	Gus Zernial	1952		Jose Canseco	1997
	Jose Canseco	1991		Reggie Jackson	1968		Jermaine Dye	2004
43	Jason Giambi	2000		Sal Bando	1973	22	Al Simmons	1931
42	Gus Zernial	1953		Reggie Jackson	1974		Bob Johnson	1941
	Jose Canseco	1988		Gene Tenace	1975		Eddie Robinson	1953
	Mark McGwire	1992		Eric Chavez	2003		Bert Campaneris	1970
39	Mark McGwire	1990		Eric Chavez	2004		Sal Bando	1974
	Mark McGwire	1995	28	Bob Johnson	1935		Joe Rudi	1974
	Frank Thomas	2006		Jim Gentile	1964		Gene Tenace	1976
38	Bob Cerv	1958		Tony Armas	1982		Wayne Gross	1977
	Matt Stairs	1999		Rickey Henderson	1990		Jeff Newman	1979
	Jason Giambi	2001		Ben Grieve	1999		Tony Armas	1981
37	Tilly Walker	1922	27	Joe Hauser	1924		Mike Davis	1987
	Jimmie Foxx	1930		Gus Zernial	1957		Dave Parker	1989
	Jose Canseco	1990		Don Mincher	1970		Mark McGwire	1991
36	Al Simmons	1930		Sal Bando	1976		Jose Canseco	1992
	Jimmie Foxx	1935		Dwayne Murphy	1982		Ruben Sierra	1993
	Reggie Jackson	1975		Matt Stairs	1997		Geronimo Berroa	1995
	Geronimo Berroa	1996		Jason Giambi	1998		Scott Brosius	1996
35	Al Simmons	1932		Ben Grieve	2000		Bobby Crosby	2004
	Tony Armas	1980		Miguel Tejada	2003		Erubiel Durazo	2004
	Dave Kingman	1984		Eric Chavez	2005		Eric Chavez	2006
	Dave Kingman	1986	26	Mike Epstein	1972		Nick Swisher	2007
	Terry Steinbach	1996		Gene Tenace	1974	21	Bing Miller	1922
	John Jaha	1999		Matt Stairs	1998		Bob Johnson	1933
	Nick Swisher	2006		Eric Chavez	2000		Harry Simpson	1956
34	Al Simmons	1929		Jack Cust	2007		Joe Rudi	1975
	Bob Johnson	1934	25	Bob Johnson	1936		Mitchell Page	1977
	Rocky Colavito	1964		Bob Johnson	1937		Miguel Tejada	1999
	Mark McGwire	1997		Wally Moses	1937		Matt Stairs	2000
	Eric Chavez	2002		Sam Chapman	1941		Erubiel Durazo	2003
	Miguel Tejada	2002		Norm Siebern	1962		Ramon Hernandez	2003
33	Jimmie Foxx	1929		Reggie Jackson	1972		Nick Swisher	2005
	Gus Zernial	1951		Dave Henderson	1991	20	Frankie Hayes	1939
	Dwayne Murphy	1984		Jack Cust	2009		Sam Chapman	1946
	Jose Canseco	1986	24	Al Simmons	1925		Eddie Joost	1952
	Mark McGwire	1989		Sam Chapman	1949		Woodie Held	1957
	Jason Giambi	1999		Sal Bando	1971		Bob Cerv	1959
	Jack Cust	2008		Gene Tenace	1973		Sal Bando	1970
32	Reggie Jackson	1971		Mike Davis	1985		Dwayne Murphy	1985
	Reggie Jackson	1973		Dave Henderson	1988		Dave Henderson	1990
	Mark McGwire	1988		Jermaine Dye	2002		Harold Baines	1991
	Eric Chavez	2001	23	Tilly Walker	1921		Dave Henderson	1993
31	Bob Johnson	1940		Mickey Cochrane	1932		Jason Giambi	1996
	Sal Bando	1969		Mike Higgins	1935		Jason Giambi	1997
	Jose Canseco	1987		Bob Johnson	1939		Eric Byrnes	2004
	Miguel Tejada	2001		Sam Chapman	1940			
				Eddie Joost	1949			

## Athletics Home Run History, continued

### HOME RUN LEADERS BY POSITION

#### Franchise – Career

P	John Odum (1964-75)	12
C	Terry Steinbach (1986-96)	116
1B	Mark McGwire (1986-97)	349
<b>2B</b>	<b>Mark Ellis (2002-10)</b>	<b>83</b>
3B	Eric Chavez (1998-10)	223
SS	Miguel Tejada (1997-03)	156
LF	Bob Johnson (1933-42)	201
CF	Dwayne Murphy (1978-87)	152
RF	Reggie Jackson (1967-75; 87)	225
DH	Dave Kingman (1984-86)	98

#### Franchise – Season

P	John Odum (1969)	5
C	Terry Steinbach (1996)	34
1B	Jimmie Foxx (1932)	51
<b>2B</b>	<b>Mark Ellis (2007)</b>	<b>19</b>
3B	Eric Chavez (2001)	32
SS	Miguel Tejada (2002)	34
LF	Gus Zernial (1953)	41
CF	Dwayne Murphy (1984)	33
RF	Reggie Jackson (1969)	45
DH	Frank Thomas (2006)	39

### GRAND SLAM LEADERS

#### Franchise – Career

1.	Jimmie Foxx (1925-35)	9
	Sam Chapman (1938-41, 45-51)	9
	Gus Zernial (1951-57)	9
	Mark McGwire (1986-97)	9
5.	Bob Johnson (1933-42)	8
	Terry Steinbach (1986-96)	8
	Jason Giambi (1995-01)	8
8.	Sal Bando (1966-76)	7
	Matt Stairs (1996-00)	7
	Miguel Tejada (1997-03)	7

#### Franchise – Season

1.	Jason Giambi (2000)	4
2.	Jimmie Foxx (1932)	3
	Jimmie Foxx (1934)	3
	Bob Johnson (1938)	3
	Gus Zernial (1952)	3
	Gene Tenace (1974)	3
	Dave Kingman (1984)	3
	Ben Grieve (2000)	3
	Miguel Tejada (2001)	3

#### Oakland – Career

P	John Odum (1968-75)	12
C	Terry Steinbach (1986-96)	116
1B	Mark McGwire (1986-97)	349
<b>2B</b>	<b>Mark Ellis (2002-10)</b>	<b>83</b>
3B	Eric Chavez (1998-10)	223
SS	Miguel Tejada (1997-03)	156
LF	Rickey Henderson (1979-84; 89-95; 98)	156
CF	Dwayne Murphy (1978-87)	152
RF	Reggie Jackson (1968-75; 87)	225
DH	Dave Kingman (1984-86)	98

#### Oakland – Season

P	John Odum (1969)	5
C	Terry Steinbach (1996)	34
1B	Mark McGwire (1987)	48
<b>2B</b>	<b>Mark Ellis (2007)</b>	<b>19</b>
3B	Eric Chavez (2001)	32
SS	Miguel Tejada (2002)	34
LF	Ben Grieve (1999)	28
CF	Dwayne Murphy (1984)	33
RF	Reggie Jackson (1969)	45
DH	Frank Thomas (2006)	39

#### Oakland – Career

1.	Mark McGwire (1986-97)	9
2.	Terry Steinbach (1986-96)	8
	Jason Giambi (1995-01; 09)	8
4.	Sal Bando (1968-76)	7
	Matt Stairs (1996-00)	7
	Miguel Tejada (1997-03)	7
7.	Gene Tenace (1969-76)	6
8.	Joe Rudi (1968-76; 82)	5
	Dave Kingman (1984-86)	5
	Eric Chavez (1998-10)	5

#### Oakland – Season

1.	Jason Giambi (2000)	4
2.	Gene Tenace (1974)	3
	Dave Kingman (1984)	3
	Ben Grieve (2000)	3
	Miguel Tejada (2001)	3
6.	24 times	2

### MOST 100-WIN SEASONS BY CURRENT MLB FRANCHISES

New York-AL	19
<b>Athletics</b>	<b>10</b>
Cardinals	8
Braves	8
Giants	7
Dodgers	6

### OAKLAND A'S MILESTONE HITS

1	John Donaldson, April 10, 1968 at Baltimore
10000	Phil Garner, June 27, 1975 at California
20000	Dwayne Murphy, June 1, 1983 at Milwaukee
30000	Mike Gallego, May 30, 1990 vs. Toronto
40000	Matt Stairs, August 15, 1997 at Chicago
50000	Damian Miller, July 26, 2004 vs. Seattle

## PINCH HIT HOME RUN LEADERS

### Franchise – Career

1.	Gus Zernial (1951-57).....	5
	Jeff Burroughs (1982-84).....	5
	Mark McGwire (1986-97).....	5
	Terry Steinbach (1986-96).....	5
	Mike Aldrete (1993-95).....	5
6.	Four times.....	4

### Franchise – Season

1.	Jeff Burroughs (1982).....	4
2.	Allie Clark (1952).....	3
	Kite Thomas (1952).....	3
	Bob Cerv (1957).....	3
	Frank Fernandez (1970).....	3
	Rich McKinney (1977).....	3
	Jeff Newman (1978).....	3

### Oakland – Career

1.	Jeff Burroughs (1982-84).....	5
	Mark McGwire (1986-87).....	5
	Terry Steinbach (1986-96).....	5
	Mike Aldrete (1993-95).....	5
5.	Matt Stairs (1996-00).....	4
	Olmedo Saenz (1999-02).....	4

### Oakland – Season

1.	Jeff Burroughs (1982).....	4
2.	Frank Fernandez (1970).....	3
	Rich McKinney (1977).....	3
	Jeff Newman (1978).....	3
5.	Nine times.....	2

## INSIDE-THE-PARK HOME RUN LEADERS

### Franchise – Career

1.	Danny Murphy (1902-13).....	18
2.	Harry Davis (1901-11; 13-17).....	9
	Stuffy McInnis (1909-17).....	9
4.	Jimmie Foxx (1925-35).....	8
5.	Eddie Collins (1906-14; 27-30).....	7

### Franchise – Season

1.	Danny Murphy (1904).....	4
2.	10 times; last Jimmie Foxx (1931).....	3

### Oakland – Career

1.	Reggie Jackson (1968-75; 87).....	4
2.	18 times.....	1

### Oakland – Season

1.	Reggie Jackson (1968).....	2
2.	20 times; last Nick Swisher (2006).....	1

## LEAD OFF HOME RUN LEADERS

### Franchise – Career

1.	Rickey Henderson (1979-84; 89-95; 98).....	43
2.	Eddie Joost (1947-54).....	19
3.	Bert Campaneris (1964-76).....	13
4.	Max Bishop (1924-33).....	9
5.	Wally Moses (1935-41; 49-51).....	7

### Franchise – Season

1.	Rickey Henderson (1993).....	7
2.	Eddie Joost (1948).....	6
	Bert Campaneris (1970).....	6
4.	Rickey Henderson (1990).....	5
	Rickey Henderson (1991).....	5
	Rickey Henderson (1992).....	5

### Oakland – Career

1.	Rickey Henderson (1979-84; 89-95; 98).....	43
2.	Bert Campaneris (1968-76).....	10
3.	Mark Kotsay (2004-07).....	5
4.	Eric Byrnes (2000-04).....	4
	Tony Phillips (1982-89; 99).....	4

### Oakland – Season

1.	Rickey Henderson (1993).....	7
2.	Bert Campaneris (1970).....	6
3.	Rickey Henderson (1990).....	5
	Rickey Henderson (1991).....	5
	Rickey Henderson (1992).....	5

## GAME ENDING HOME RUN LEADERS

### Franchise – Career

1.	Reggie Jackson (1967-75; 87).....	5
	Rickey Henderson (1979-84; 89-95; 98).....	5
	Matt Stairs (1996-00).....	5
4.	Jimmie Foxx (1925-35).....	4
	Dwayne Murphy (1978-87).....	4
	Al Simmons (1924-32; 40-41; 44).....	4

### Franchise – Season

1.	Reggie Jackson (1971).....	3
	Dave Kingman (1986).....	3
	Matt Stairs (1999).....	3
4.	seven times.....	2

### Oakland – Career

1.	Reggie Jackson (1968-75; 87).....	5
	Rickey Henderson (1979-84; 89-95; 98).....	5
	Matt Stairs (1996-00).....	5
4.	Dwayne Murphy (1978-87).....	4
5.	eight times.....	3

### Oakland – Season

1.	Reggie Jackson (1971).....	3
	Dave Kingman (1986).....	3
	Matt Stairs (1999).....	3
4.	six times.....	2

## Athletics Home Run History, continued

### ATHLETICS GAMES OF FIVE OR MORE HOME RUNS

No.	Opponent	H/A	Date	Hitters
8	California	A	June 27, 1996	Berroa, Brosius 2, Giambi, Herrera, McGwire, Steinbach, Young
7	Detroit	H	June 3, 1921	Dugan, Dykes 2, Perkins, Walker, Welch 2
7	Cleveland (2)	A	July 6, 1990	Canseco, R. Henderson 2, Lansford, McGwire 2, Quirk
6	Cleveland	H	July 18, 1980	Armas 2, Essian, Murphy, Page 2
6	Minnesota	H	Aug. 3, 1991	Baines, Canseco, D. Henderson 3, McGwire
6	Boston	H	Aug. 21, 1997	Bellhorn, Canseco, Giambi, McDonald, Spiezo, Young
6	Toronto	H	Aug. 18, 1998	Christenson, Giambi, Spiezo 2, Stairs 2
6	Cleveland	H	Aug. 24, 1999	Hinch, Jaha 2, Spiezo, Velarde 2
6	Tampa Bay	H	Sept. 9, 2000	Ja. Giambi 2, Grieve, Hernandez, Long, Tejada
6	Anaheim	H	Sept. 11, 2003	Byrnes, Chavez 2, Ellis, Hernandez, McMillon
6	Kansas City	A	May 10, 2007	Chavez, Cust 2, Johnson 2, Putnam
6	Arizona	A	June 17, 2008	Ellis 2, Chavez, Crosby, Davis, Suzuki
5*	Minnesota	A	Sept. 11, 2009	Barton, Cust, Ellis, Pennington, Suzuki

\* 36 times total; game listed is most recent

### OPPONENT GAMES OF FIVE OR MORE HOME RUNS

No.	Opponent	H/A	Date	Hitters
7	Seattle	A	Apr. 11, 1985	Cowens, Bradley, Presley, Thomas 3, Henderson
6	Detroit	H	Aug. 17, 1969	Northrup, Wert, Tresh, Kalline 2, Stanley
6	Seattle	A	Aug. 2, 1983	Owen, D. Henderson 2, S. Henderson 2, Ramos
6	California	A	Apr. 23, 1985	Jackson 2, Narron, Schofield, Grich, DeCinces
6	Minnesota	H	Aug. 15, 1993	Brito 2, Puckett 2, Harper, Reboulet
6	Boston	A	Apr. 19, 1994	Vaughn 2, Cooper, Naehring 2, Greenwell
5*	Baltimore	A	June 30, 2010	Jones, Patterson, Scott, Tejada, Wigginton

\*22 times total; game listed most recent

### MOST HOME RUNS, INNING – ATHLETICS

No.	Opponent	H/A	Date	Hitters
4	Boston	H	Aug. 21, 1997	Giambi, Young, McDonald, Canseco (3)
4	Tampa Bay	H	Sept. 1, 1999	Tejada, Chavez, Giambi, Jaha (4)
4	Chicago	H	Apr. 27, 2002	Hatteberg, Long, Pena, Menechino (3)

### MOST HOME RUNS, INNING – OPPONENTS

No.	Opponent	H/A	Date	Hitters
5	Minnesota	A	June 9, 1966	Rollins, Versalles, Oliva, Mincher, Killebrew (7)
4	Boston	H	Sept. 24, 1940	Williams, Foxx, Cronin, Tabor (6)
4	Boston	H	Aug. 26, 1957	Zauchin, Lepcio, Malzone, Piersall (7)
4	Minnesota	H	May 2, 1964	Oliva, Allison, Hall, Killebrew (11)
4	Minnesota	A	May 16, 1983	Mitchell, Gaetti, Hatcher, Engle (9)
4	Seattle	A	Sept. 21, 1996	Rodriguez, Griffey, Martinez, Sorrento (3)

### CONSECUTIVE HOME RUNS - ATHLETICS

No.	Opponent	H/A	Date	Hitters
3	Washington	H	May 2, 1922	Walker, Perkins, Miller
3	Cleveland	H	June 18, 1930	Simmons, Foxx, Miller
3	St. Louis	A	July 17, 1934	Johnson, Foxx, Higgins
3	New York	H	Aug. 19, 1962	Cimoli, Causey, Bryan
3	Minnesota (G1)	H	June 22, 1969	Kubiak, Jackson, Bando
3	Kansas City	H	June 19, 1979	Gross, Revering, Heath
3	Cleveland	A	June 3, 1980	Revering, Page, Armas
3	Cleveland	A	May 16, 1990	Canseco, McGwire, Hassey
3	Cleveland	A	July 6, 1990	R. Henderson, Lansford, Canseco
3	Kansas City	A	June 16, 2000	Chavez, Tejada, Hernandez
3	Kansas City	H	June 23, 2000	Velarde, Ja. Giambi, Grieve
3	Texas	H	April 15, 2006	Chavez, Thomas, Bradley

## CONSECUTIVE HOME RUNS - OPPONENTS

No.	Opponent	H/A	Date	Hitters
4	Minnesota	H	May 2, 1964	Oliva, Allison, Hall, Killebrew
3	New York	H	Sept. 10, 1925	Meusel, Ruth, Gehrig
3	Cleveland	H	June 25, 1939	Chapman, Trosky, Heath
3	Boston	H	Sept. 24, 1940	Williams, Foxx, Cronin
3	Boston	A	Apr., 19, 1948	Spence, Stephens, Doerr
3	Los Angeles	H	Aug. 28, 1962	Thomas, Wagner, Rogers
3	Baltimore	A	Sept. 10, 1965	Robinson, Blefary, Adair
3	Minnesota	H	June 9, 1966	Oliva, Mincher, Killebrew
3	New York	A	Aug. 10, 1969	Murcer, Munson, Michael
3	Cleveland	A	Aug. 22, 1970	Sims, Nettles, Leon
3	Baltimore	A	May 8, 1979	Murray, May, Roenicke
3	Milwaukee	H	June 5, 1982	Young, Cooper, Oglivie
3	Seattle	A	Aug. 2, 1983	S. Henderson, D. Henderson, Ramos
3	Toronto	A	Apr. 26, 1984	Upshaw, Bell, Barfield
3	Kansas City	A	Aug. 28, 1986	Brett, White, Quirk
3	Seattle	A	Sept. 21, 1996	Rodriguez, Griffey, Martinez
3	Los Angeles	H	Sept. 18, 2008	Morales, Napoli, Wood

## HOME RUN IN FIRST GAME WITH THE OAKLAND A'S

Player	Opponent (Date)
*Joe Keough	at New York (Aug. 7, 1968) (G1)
Don Mincher	at Kansas City (April 7, 1970)
*Don Baylor	at California (April 9, 1976)
Earl Williams	Minnesota (April 9, 1977)
Mike Heath	Kansas City (June 19, 1979)
*Terry Steinbach	at Cleveland (Sept. 12, 1986)
*Dave Henderson	Seattle (April 4, 1988)
Scott Brosius	Seattle (Aug. 7, 1991)
*Tilson Brito	Milwaukee (Aug. 10, 1997) (G2)

Player	Opponent (Date)
*Ed Sprague, Jr.	Cleveland (Aug. 2, 1998)
Tom Wilson	Chicago-AL (May 19, 2001)
David Justice	Texas (April 1, 2002)
*Erubiel Durazo	Seattle (April 1, 2003)
*Jay Payton	Texas (July 15, 2005)
*Frank Thomas	New York (April 3, 2006)
Jack Cust	at Tampa Bay (May 6, 2007)

*\*indicates players who homered in their first at bat.*

## MOST HOME RUNS VS. OAKLAND A'S

HR	Player	Date
3	Jim Rice, BOS	Aug. 29, 1977
3	Larry Herndon, DET	May 18, 1982
3	Gorman Thomas, SEA	April 11, 1985
3	Danny Tartabull, KC	July 6, 1991
3	Jack Clark, BOS	July 31, 1991

HR	Player	Date
3	Manny Ramirez, CLE	Aug. 25, 1999
3	Juan Gonzalez, TEX	Sept. 24, 1999
3	John Buck, TOR	April 29, 2010
3	Miguel Cabrera, DET	May 28, 2010

## MILESTONE HOME RUNS

### Franchise

1	Lave Cross	Apr. 30, 1901
1,000	Mickey Cochrane	May 15, 1927
2,000	Jimmie Foxx	June 21, 1935
3,000	Sam Chapman	Sept. 30, 1949
4,000	Hector Lopez	Aug. 17, 1958
5,000	Jim Nash	May 22, 1968
6,000	Gene Tenace	May 25, 1975
7,000	Carney Lansford	July 3, 1983
8,000	Jose Canseco	Sept. 2, 1989
9,000	Mark McGwire	May 28, 1996
10,000	Miguel Tejada	Apr. 14, 2001
11,000	Bobby Kieley	June 15, 2006

### Oakland

1	Reggie Jackson	Apr. 10, 1968
1,000	Claudell Washington	May 6, 1975
2,000	Rickey Henderson	June 5, 1983
3,000	Dave Parker	Aug. 13, 1989
4,000	Jason Giambi	May 17, 1996
5,000	Jason Giambi	Sept. 24, 2000
6,000	Bobby Crosby	May 31, 2006

## Athletics Home Run History, continued

### COLISEUM HOME RUNS

Since its opening in 1968 a total of 6,071 Major League home runs have been hit in the Coliseum during the regular season, an average of 141.2 per year.

#### COLISEUM CAREER HOME RUN LEADERS

Player	No.
Mark McGwire	166
Reggie Jackson	146*
Jose Canseco	122*
Eric Chavez	115
Jason Giambi	115*
Sal Bando	90
Miguel Tejada	83
Rickey Henderson	82*
Dwayne Murphy	67
Matt Stairs	67*

\* Home Runs hit while non-Athletic (included in individual total): Canseco (8), Giambi (6), Henderson (3), Jackson (13), Stairs (3)

#### NON-A'S COLISEUM CAREER HOME RUN LEADERS

Player	No.
Alex Rodriguez	21
Rafael Palmeiro	20
Jay Buhner	18
Carlton Fisk	18
Brian Downing	17
Juan Gonzalez	17
Vladimir Guerrero	16
Cal Ripken	16
Danny Tartabull	16*
Mark Teixeira	16
Frank Thomas	16*
Greg Vaughn	16

\* Does not include home runs hit while a member of the Athletics: Tartabull (1), Thomas (27).

## OAKLAND ATHLETICS STEALS OF HOME

1968	Sal Bando vs. Detroit, May 26 Danny Cater vs. Chicago, September 24 Danny Cater vs. Minnesota, September 28
1969	Danny Cater vs. Seattle, May 4
1974	Angel Mangual vs. Detroit, May 27
1976	Claudell Washington vs. Minnesota, September 15
1978	Taylor Duncan vs. Kansas City, July 2 (Game 1)
1979	Wayne Gross at Seattle, April 11
1980	Rickey Henderson vs. California, April 20 Wayne Gross vs. Detroit, May 3 Dwayne Murphy vs. Detroit, May 3 Dwayne Murphy vs. Kansas City, May 28 Wayne Gross vs. Kansas City, May 28 Jeff Cox at Chicago, July 4 Rickey Henderson vs. Cleveland, July 19
1981	Dave McKay vs. Toronto, September 30
1982	Davey Lopes at Seattle, April 17 Dave McKay vs. Cleveland, May 8 Rickey Henderson at Chicago, June 8 Rickey Henderson at California, July 26 Jeff Burroughs vs. Boston, August 20
1983	Bill Almon vs. Milwaukee, May 24 Mike Heath at Chicago, September 7 Mike Davis vs. Toronto, September 25

1984	Carney Lansford vs. Kansas City, June 18
1985	Rob Picciolo at Boston, May 11 Mike Davis at Chicago, June 20 Donnie Hill vs. Cleveland, June 21 Mike Gallego at Chicago, September 21
1986	Alfredo Griffin at Seattle, April 18 Carney Lansford at Milwaukee, May 1 Dwayne Murphy at Milwaukee, July 6
1987	Reggie Jackson at Seattle, April 18
1989	Mike Gallego vs. California, April 22
1991	Jose Canseco at Minnesota, April 23 Mike Gallego at Seattle, August 15 Scott Brosius at Kansas City, October 2
1992	Mike Bordick vs. Kansas City, April 6 Carney Lansford vs. Detroit, July 19
1997	Jose Canseco at Texas, May 22
1998	Miguel Tejada vs. Tampa Bay, September 6
2000	Jason Giambi at Los Angeles (NL), June 11 Eric Chavez at Toronto, September 1
2006	Jay Payton at Baltimore, July 17
2008	Bobby Crosby at Texas, May 11 Carlos Gonzalez vs. Florida, June 22

### NINTH INNING COMEBACKS

Only once in Oakland history have the A's trailed by four or more runs heading into their last at bat and come back to win the game. On September 7, 2005, the A's trailed Seattle, 7-3, going into the bottom of the ninth at the Coliseum, but rallied for five runs in the inning for a 8-7 victory. The A's won the game when Eddie Guardado walked Nick Swisher with the bases loaded, scoring Jay Payton with the winning run. Prior to this contest, the last time the A's rallied from a deficit of four or more runs in their last at bat to win a game was on July 4, 1957 in the first game of a doubleheader against the Chicago White Sox. The A's trailed 4-0 heading into their last at bat, only to rally for five runs to pull out a 5-4 victory. Gus Zernial's single to left off Dixie Howell scored Hector Lopez and Joe DeMaestri with the tying and winning runs.

# ATHLETICS LOW-HIT GAMES

## ATHLETICS NO-HITTERS (11 NINE INNINGS; 3 LESS THAN 9)

Date	Pitchers	Opponent	Score
July 22, 1905	Weldon Henley	at St. Louis (1st game)	6-0
Aug. 15, 1905	Rube Waddell	vs. St. Louis*	2-0
Aug. 29, 1906	Jimmy Dygert & Rube Waddell	vs. Chicago*	4-3
Oct. 5, 1907	Rube Vickers	at Washington (2nd game, Perfect Game)*	4-0
May 12, 1910	Chief Bender	vs. Cleveland	4-0
Aug. 26, 1916	Joe Bush	vs. Cleveland	5-0
Sept. 9, 1945	Dick Fowler	vs. St. Louis (2nd game)	1-0
Sept. 3, 1947	Bill McCahan	vs. Washington	3-0
May 8, 1968	Jim Hunter	vs. Minnesota (Perfect Game)	4-0
Sept. 21, 1970	Vida Blue	vs. Minnesota	6-0
Sept. 28, 1975	Vida Blue, Glenn Abbott, Paul Lindblad, Rollie Fingers	vs. California	5-0
Sept. 29, 1983	Mike Warren	vs. Chicago	3-0
June 29, 1990	Dave Stewart	at Toronto	5-0
May 9, 2010	<b>Dallas Braden</b>	vs. Tampa Bay (Perfect Game)	4-0

## NO-HITTERS AGAINST ATHLETICS (14)

Date	Pitchers	Opponent	Score
May 5, 1904	Cy Young	at Boston (Perfect Game)	0-3
Sept. 20, 1908	Frank Smith	at Chicago	0-1
Sept. 4, 1923	Sam Jones	vs. New York	0-2
Sept. 7, 1923	Howard Ehmke	vs. Boston	0-4
July 10, 1947	Don Black	at Cleveland (1st game)	0-3
May 6, 1953	Bobo Holloman	at St. Louis	0-6
Aug. 26, 1962	Jack Kralick	at Minnesota	0-1
Aug. 13, 1969	Jim Palmer	at Baltimore	0-8
July 3, 1970	Clyde Wright	at California	0-4
July 30, 1973	Jim Bibby	vs. Texas	0-6
July 19, 1974	Dick Bosman	at Cleveland	0-4
July 28, 1976	John Odom & Francisco Barrios	vs. Chicago	1-2
June 11, 1990	Nolan Ryan	vs. Texas	0-5
July 13, 1991	Bob Milacki, Mike Flanagan, Mark Williamson & Gregg Olson	vs. Baltimore	0-2

## OAKLAND ATHLETICS ONE-HITTERS (30)

Date	Pitchers	Broken Up By	Inn.	Opponent	H/A	Score
June 7, 1968	John Odom	Dave Johnson	9 (2 outs)	Baltimore	A	6-1
Aug. 10, 1968	John Odom, Diego Segui, Jack Aker	Frank Howard	1	Washington	A	4-1
May 24, 1970	Chuck Dobson	Gail Hopkins	1	Chicago	A	5-1
Sept. 11, 1970	Vida Blue	Pat Kelly	8	Kansas City	A	3-0
July 16, 1971	Vida Blue	Tony Taylor	4	Detroit	H	4-0
May 31, 1973	Ken Holtzman, Rollie Fingers	Matty Alou	7	New York	A	6-0
June 8, 1975	Ken Holtzman	Tom Veryzer	9 (2 outs)	Detroit	H	4-0
June 10, 1975	Jim Perry	Al Bumby	6	Baltimore	H	4-0
Aug. 28, 1976	Vida Blue	Mickey Stanley	9 (1 out)	Detroit	H	5-2
May 9, 1979	Mike Norris	Gary Roenicke	7	Baltimore	A	4-2
July 5, 1979	Rick Langford	Brian Downing	5	California	A	3-0
June 23, 1984	Tim Conroy, Bill Caudill	Alan Bannister	5	Texas	H	5-1
Oct. 5, 1986	Curt Young	Kevin Seitzer	7	Kansas City	H	6-0
June 9, 1987	Curt Young	Kenny Williams	8	Chicago	H	8-3
Aug. 4, 1988	Dave Stewart	Jay Buhner	3	Seattle	H	2-0
May 26, 1989	Todd Burns, Rick Honeycutt, Eric Plunk	Rickey Henderson	4	New York	A	4-0
Apr. 14, 1992	Ron Darling, Rick Honeycutt	Keith Miller	8	Kansas City	A	1-3
June 23, 1994	Bobby Witt	Greg Gagne	6	Kansas City	H	4-0
May 27, 1995	Steve Ontiveros	Luis Polonia	6	New York	H	3-0
Aug. 28, 2000	Tim Hudson	Frank Thomas	4	Chicago	H	3-0
July 6, 2001	Mark Mulder	Danny Bautista	8	Arizona	A	3-0
July 19, 2002	Cory Lidle	Juan Gonzalez	8	Texas	H	10-0



## Athletics Low-Hit Games, continued

Date	Pitchers	Broken Up By	Inn.	Opponent	H/A	Score
August 4, 2002	Cory Lidle, Ricardo Rincon, Chad Bradford, Billy Koch	Wendell Magee	6	Detroit	H	4-0
August 21, 2002	Cory Lidle	Ellis Burks	1	Cleveland	A	6-0
June 26, 2005	<b>Rich Harden</b> , Ron Flores, Kiko Calero	Deivi Cruz	5	San Francisco	H	16-0
April 8, 2006	Barry Zito, Kiko Calero, Joe Kennedy, Huston Street	Richie Sexson	2	Seattle	A	3-0
June 30, 2007	Chad Gaudin, <b>Rich Harden</b>	Johnny Damon	6	New York (AL)	A	7-0
May 24, 2008	Justin Duchscherer, Huston Street	David Ortiz	7	Boston	H	3-0
Sept. 16, 2009	<b>Trevor Cahill</b> , <b>Michael Wuerztz</b> , <b>Andrew Bailey</b>	Marlon Byrd	2	Texas	A	4-0
Sept. 23, 2010	<b>Dallas Braden</b> , <b>Brad Ziegler</b>	Nelson Cruz	1	Texas	H	5-0

## MOST RECENT ONE-HITTERS AGAINST ATHLETICS (24 TOTAL)

Date	Pitchers	Opponent	H/A	Score
Sept. 2, 2010	CC Sabathia, Jonathan Albaladejo	New York	A	0-5
Aug. 16, 2010	Shaun Marcum	Toronto	H	1-3
June 7, 2007	Curt Schilling	Boston	H	0-1
July 7, 2006	John Lackey	Los Angeles	H	0-3
June 20, 2006	Jason Jennings, Tom Martin, Brian Fuentes	Colorado	A	0-6
May 21, 2006	Matt Cain	San Francisco	H	0-6
May 2, 1998	Roger Clemens, Paul Quantrill	Toronto	H	0-7
Sept. 2, 1996	David Cone, Mariano Rivera	New York	H	0-5
June 15, 1995	Mark Gubicza	Kansas City	H	0-7
June 21, 1994	Kevin Appier, Mike Magnante, Stan Belinda, Rusty Meacham	Kansas City	H	0-2

# OAKLAND ATHLETICS STREAKS

## CONSECUTIVE WINS

### Overall

20 August 13-September 4, 2002  
 14 April 23-May 9, 1988  
 11 April 9-19, 1981  
 11 August 2-12, 2001  
 10 September 8-18, 1992  
 10 August 23-September 2, 2002  
 10 June 8-18, 2006  
 9 August 11-20, 1973  
 9 August 7-15, 1976  
 9 June 13-23, 2000  
 9 September 2-18, 2001  
 9 October 2, 2001-April 3, 2002

### Home

20\* August 25, 2001-April 3, 2002  
 12 August 13-September 14, 2002  
 10 April 11-May 3, 1991  
 10 August 11-September 1, 2006  
 9 August 19-September 19, 1970  
 9 August 7-15, 1976  
 9 Sept. 26, 1977-April 14, 1978  
 9 September 6-29, 1992  
 9 May 2-28, 1999  
 9 June 18-July 1, 2005  
*\*streak includes final 17 games of 2001 and first three games of 2002*

### Road

12 July 31-August 15, 1971  
 11 April 9-26, 1981  
 10 August 19-28, 2002  
 9 April 23-May 3, 1988  
 9 Sept. 24, 1989-April 26, 1990  
 8 May 31-June 20, 1971  
 8 June 3-10, 1972  
 8 April 13-26, 1990  
 8 August 16-31, 2001  
 8 June 16-24, 2002  
 8 July 19-August 2, 2005

## CONSECUTIVE LOSSES

### Overall

14 July 29-August 12, 1977  
 12 April 19-30, 1994  
 12\* Sept. 22, 1995-April 4, 1996  
 11 June 8-18, 1978  
 10 July 28-August 7, 2008  
 9 August 20-29, 1978  
 9 August 18-27, 1984  
 9 June 4-13, 1986  
 9 August 21-28, 1993  
 9 July 21-29, 1998  
 9 July 6-17, 2007  
*\*streak includes final nine games of 1995 and first three games of 1996*

### Home

12 July 29-August 21, 1977  
 11 Sept. 19, 1978-April 15, 1979  
 9 June 4-20, 1982  
 8 June 23-July 9, 1979  
 8 May 3-22, 1994  
 8 April 8-May 1, 2001  
 7 August 20-September 6, 1978  
 7 June 2-9, 1976  
 7 September 11-27, 1987  
 7 August 30-September 17, 1993

### Road

15 May 24-June 23, 1986  
 13 May 31-June 30, 1979  
 12\* September 5, 1995-April 9, 1996  
 11 May 21-June 9, 2005  
 10 May 14-30, 1981  
 10 April 19-May 6, 1994  
 9 May 2-23, 1976  
 9 July 23-August 12, 1977  
 9 August 11-29, 1978  
 9 May 10-26, 1979  
 9 July 30, 1994-April 28, 1995  
 9 June 29-July 26, 1995  
*\*streak includes final 11 games of 1995 and first game of 1996*

# CAREER GAMES PLAYED LEADERS

## FRANCHISE LEADERS

### Catcher

Mickey Cochrane . . .	1148
Cy Perkins . . . . .	1095
Terry Steinbach . . .	1050
Frankie Hayes . . . .	959
Ossee Schreckengost	597
Ramon Hernandez . .	591
Mike Heath . . . . .	537
Mike Powers . . . . .	518
Joe Astroth . . . . .	511
Dave Duncan . . . .	477

### First Base

Harry Davis . . . . .	1390
Mark McGwire . . . .	1251
Jimmie Foxx . . . . .	1020
Stuffy McInnis . . . .	956
Dick Siebert . . . . .	940
Ferris Fain . . . . .	830
Jason Giambi . . . . .	728
Joe Hauser . . . . .	539
Norm Siebern . . . .	471
Scott Hatteberg . . .	420

### Second Base

Dick Green . . . . .	1158
Max Bishop . . . . .	1139
Eddie Collins . . . . .	996
<b>Mark Ellis . . . . .</b>	<b>962</b>
Danny Murphy . . . .	810
Pete Suder . . . . .	805
Jimmy Dykes . . . . .	676
Jerry Lumpe . . . . .	653
Tony Phillips . . . . .	529
Mike Gallego . . . . .	452

### Third Base

Sal Bando . . . . .	1446
Eric Chavez . . . . .	1233
Carney Lansford . . .	1096
Frank Baker . . . . .	896
Jimmy Dykes . . . . .	791
Wayne Gross . . . . .	719
Ed Charles . . . . .	695
Lave Cross . . . . .	675
Sammy Hale . . . . .	641
Hank Majeski . . . .	583

### Shortstop

Bert Campaneris . . .	1702
Chick Galloway . . . .	971
Miguel Tejada . . . .	935
Eddie Joost . . . . .	907
Joe DeMaestri . . . .	890
Jack Barry . . . . .	877
Mike Bordick . . . . .	715
Monte Cross . . . . .	711
Bobby Crosby . . . . .	582
Eric McNair . . . . .	528

### Outfield

Rickey Henderson . .	1592
Bob Johnson . . . . .	1399
Al Simmons . . . . .	1256
Bing Miller . . . . .	1230
Sam Chapman . . . . .	1230
Reggie Jackson . . . .	1196
Dwayne Murphy . . . .	1177
Elmer Valo . . . . .	1168
Topsy Hartsel . . . . .	1110
Rube Oldring . . . . .	1061

### Designated Hitter

Dave Kingman . . . . .	428
Mitchell Page . . . . .	355
Jack Cust . . . . .	303
Erubiel Durazo . . . .	292
Harold Baines . . . . .	271
Billy Williams . . . . .	251
Geronimo Berroa . . .	234
Dave Parker . . . . .	201
Jose Canseco . . . . .	196
Frank Thomas . . . . .	188

### Pitcher

Dennis Eckersley . . .	525
Eddie Plank . . . . .	524
Rollie Fingers . . . . .	502
Eddie Rommel . . . . .	500
Paul Lindblad . . . . .	479
Rube Walberg . . . . .	412
Lefty Grove . . . . .	402
Rick Honeycutt . . . .	387
Chief Bender . . . . .	385
Jim Hunter . . . . .	363

## OAKLAND LEADERS

### Catcher

Terry Steinbach . . .	1050
Ramon Hernandez . . .	591
Mike Heath . . . . .	537
<b>Kurt Suzuki . . . . .</b>	<b>465</b>
Gene Tenace . . . . .	446
Jeff Newman . . . . .	438
Dave Duncan . . . . .	423
Jason Kendall . . . . .	368
Jim Essian . . . . .	316
Ray Fosse . . . . .	291

### First Base

Mark McGwire . . . .	1251
Jason Giambi . . . . .	728
Scott Hatteberg . . . .	420
Bruce Bochte . . . . .	387
Gene Tenace . . . . .	385
<b>Daric Barton . . . . .</b>	<b>360</b>
Dave Revering . . . . .	337
Dan Johnson . . . . .	283
Danny Cater . . . . .	253
Mike Epstein . . . . .	233

### Second Base

<b>Mark Ellis . . . . .</b>	<b>962</b>
Dick Green . . . . .	721
Tony Phillips . . . . .	529
Mike Gallego . . . . .	452
Brent Gates . . . . .	397
Phil Garner . . . . .	322
Scott Spiezio . . . . .	300
Mike Edwards . . . . .	269
Ted Kubiak . . . . .	266
Davey Lopes . . . . .	265

### Third Base

Sal Bando . . . . .	1395
Eric Chavez . . . . .	1233
Carney Lansford . . . .	1096
Wayne Gross . . . . .	719
Scott Brosius . . . . .	398
Jack Hannahan . . . . .	218
Craig Paquette . . . . .	193
Tony Phillips . . . . .	159
<b>Kevin Kouzmanoff . .</b>	<b>142</b>
Mickey Klutts . . . . .	131

### Shortstop

Bert Campaneris . . .	1272
Miguel Tejada . . . . .	935
Mike Bordick . . . . .	715
Bobby Crosby . . . . .	582
Walt Weiss . . . . .	522
Alfredo Griffin . . . . .	461
Rob Picciolo . . . . .	434
Mario Guerrero . . . .	311
Mike Gallego . . . . .	282
Tony Phillips . . . . .	269

### Outfield

Rickey Henderson . .	1592
Dwayne Murphy . . . .	1177
Reggie Jackson . . . . .	1162
Jose Canseco . . . . .	851
Joe Rudi . . . . .	846
Mike Davis . . . . .	695
Tony Armas . . . . .	679
Dave Henderson . . . .	636
Bill North . . . . .	627
Terrence Long . . . . .	598

### Designated Hitter

Dave Kingman . . . . .	428
Mitchell Page . . . . .	355
Jack Cust . . . . .	303
Erubiel Durazo . . . . .	292
Harold Baines . . . . .	271
Billy Williams . . . . .	251
Geronimo Berroa . . . .	234
Dave Parker . . . . .	201
Jose Canseco . . . . .	196
Frank Thomas . . . . .	188

### Pitcher

Dennis Eckersley . . .	525
Rollie Fingers . . . . .	502
Paul Lindblad . . . . .	391
Rick Honeycutt . . . . .	387
Buddy Groom . . . . .	301
Gene Nelson . . . . .	281
Bill Taylor . . . . .	281
Vida Blue . . . . .	273
Jim Hunter . . . . .	266
Mike Mohler . . . . .	262

## OAKLAND A'S CONSECUTIVE GAMES PLAYED

594	Miguel Tejada (June 2, 2000 to September 28, 2003)
456	Terrence Long (July 13, 2000 to June 4, 2003)
347	Alfredo Griffin (April 9, 1985-April 30, 1987)
203	Danny Cater (July 7, 1968-August 24, 1969)
199	Sal Bando (August 27, 1968-April 14, 1970)

198	Tony Armas (July 11, 1980-April 16, 1982)
176	Sal Bando (June 13, 1970-June 27, 1971)
169	Sal Bando (April 6, 1973-April 14, 1974)
169	Gene Tenace (May 25, 1973-May 31, 1974)
168	Rickey Henderson (May 12, 1981-July 16, 1982)

# HIGH SCORING GAMES IN OAKLAND HISTORY

## ATHLETICS

Score	Opponent	Date
23-2	Texas	Sept. 30, 2000
21-7	at Boston	June 14, 1969
21-3	at Kansas City	June 18, 2000
19-3	at Milwaukee	May 15, 1985
19-5	at New York	Aug. 29, 1989
19-5	Texas	Sept. 29, 1991
18-2	at California	June 27, 1996
17-2	at Texas	May 10, 1973
17-3	at Toronto	May 6, 1986
17-3	at Tampa Bay	Sept. 15, 2000
17-4	at Cleveland	Aug. 2, 2001
17-2	at Toronto	Aug. 24, 2003
17-8	Cincinnati	June 9, 2004
17-3	at Kansas City	May 10, 2007

## OPPONENTS

Score	Opponent	Date
20-11	at Minnesota	Apr. 27, 1980
20-6	Cleveland	May 4, 1991
20-4	at Detroit	Apr. 13, 1993
18-11	at Toronto	July 29, 1995
18-5	Baltimore	Aug. 15, 1996
18-2	New York	Aug. 26, 1997
18-2	San Francisco	June 4, 2000
18-3	at Colorado	July 18, 2000
17-6	at California	July 4, 1979
17-1	at Chicago	Oct. 3, 1987
17-6	at Chicago	Sept. 23, 1992
17-13	at New York	Apr. 10, 1998
17-16	at Texas	May 5, 2000

# LONGEST GAMES IN OAKLAND HISTORY

Innings	Opponent	Date	Score
21	at Washington	June 4, 1971	W, 5-3
20	California	July 9, 1971	W, 1-0
19	Chicago	Aug. 10-11, 1972	W, 5-3
18	Baltimore	Aug. 24, 1969	W, 9-8
18	Minnesota	Sept. 6, 1969	L, 6-8
18	at Minnesota	August 8, 2004	W, 6-5
17	Milwaukee	May 23, 1983	W, 5-4
17	Los Angeles (NL)	June 17, 2006	W, 5-4

Innings	Opponent	Date	Score
16	California	Apr. 8, 1982	L, 6-8
16	Seattle (1)	Apr. 11, 1982	L, 3-6
16	Minnesota	Apr. 20, 1982	W, 4-3
16	Chicago	June 10, 1983	W, 2-1
16	at Toronto	July 3, 1988	W, 9-8
16	at Cleveland	July 4, 1988	W, 4-2
16	at New York	August 9, 2002	W, 3-2

# GAME TIMES

## LONGEST GAMES IN OAKLAND HISTORY

Time	Opponent	W-L	Date
6:00	at New York (16)	W, 3-2	Aug. 9, 2002
5:31	Chicago (19) *	W, 5-3	Aug. 10, 1972
5:31	California (16)	L, 8-6	Apr. 8, 1982
5:19	at Washington (21)	W, 5-3	June 4, 1971
5:19	Texas (15)	L, 4-16	July 3, 1983
5:18	Seattle (1) (16)	L, 6-3	Apr. 11, 1982

Time	Opponent	W-L	Date
5:17	Minnesota (18)	L, 8-6	Sept. 6, 1969
5:17	Milwaukee (17)	W, 5-4	May 23, 1983
5:11	at Milwaukee (2) (13)	L, 7-6	Aug. 24, 1993
5:09	at Texas (15)	W, 13-12	July 1, 1979

\* Suspended game; completed on August 11, 1972.

## LONGEST 9-INNING GAMES IN OAKLAND HISTORY

Time	Opponent	W-L	Date
4:15	at Tampa Bay	W, 13-9	May 31, 2002
4:09	Detroit	W, 12-7	Apr. 7, 1993
4:08	at Texas	L, 9-12	September 9, 2007
4:06	at New York	L, 17-13	Apr. 10, 1998
4:01	at Texas	L, 17-16	May 5, 2000

Time	Opponent	W-L	Date
4:00	Minnesota	L, 12-11	May 26, 1993
3:59	at Milwaukee	W, 10-8	May 12, 1987
3:59	at California	L, 9-6	Sept. 29, 1995
3:59	Texas	W, 9-6	Apr. 3, 2002
3:59	Pittsburgh	W, 12-11	June 12, 2004

## QUICKEST 9-INNING GAMES IN OAKLAND HISTORY

Time	Opponent	W-L	Date
1:35	Kansas City	W, 2-1	Sept. 28, 1971
1:37	New York	L, 3-0	May 10, 1975
1:39	Texas	W, 4-1	May 22, 1973
1:39	Boston	W, 3-2	Aug. 8, 1975
1:42	at New York	W, 6-0	May 31, 1973

Time	Opponent	W-L	Date
1:43	Cleveland	W, 3-1	May 3, 1974
1:43	at Texas (1)	W, 1-0	Sept. 15, 1978
1:43	at Minnesota	L, 1-0	Aug. 12, 1979
1:44	Detroit	W, 4-0	June 8, 1975
1:44	Texas	W, 1-0	July 30, 1975

**Note:** The last time the A's played a game in under 1:50 was on July 8, 2008 vs. Seattle in Oakland (1:49).

# HOMESTANDS AND ROAD TRIPS

## BEST HOMESTANDS

W-L	Year	Dates	Opponents
7-0	1992	Sept. 10-16	Seattle 4, Minnesota 3
7-0	2001	Sept. 3-10	Baltimore 3, Tampa Bay 3, Texas 1
7-0	2004	Aug. 23-29	Baltimore 4, Tampa Bay 3
6-0	1970	Sept. 1-6	Chicago 3, Kansas City 3
6-0	2001	May 15-20	New York 3, Chicago 3
6-0	2001	Aug. 7-12	Boston 3, New York 3
6-0	2001	Sept. 21-27	Seattle 3, Anaheim 3
6-0	2003	Aug. 26-31	Baltimore 3, Tampa Bay 3
6-0	2006	June 13-18	Seattle 3, Los Angeles (NL) 3
11-1	2004	June 1-13	Chicago 2, Toronto 4, Cincinnati 3, Pittsburgh 3
9-1	1976	Aug. 6-15	California 4, Milwaukee 3, Boston 3

## WORST HOMESTANDS

W-L	Year	Dates	Opponents
1-9	1979	July 6-15	New York 4, Baltimore 3, Boston 3
1-8	1982	June 15-23	Chicago 3, Toronto 3, Kansas City 3
1-8	1993	Aug. 27-Sept. 5	Detroit 3, Toronto 3, Baltimore 3
1-8	2001	April 6-15	Anaheim 3, Seattle 3, Texas 3
1-7	1978	Aug. 15-23	New York 2, Boston 3, Baltimore 3
1-6	1994	April 27-May 4	Boston 2, New York 3, Baltimore 2
2-10	1977	July 26-Aug. 7	California 3, New York 3, Baltimore 2, Boston 4
1-5*	2008	July 25-30	Texas, Kansas City

\*eight times total; homestand listed is most recent

## BEST ROAD TRIPS

W-L	Year	Dates	Opponents
10-0	2002	Aug. 19-28	Cleveland 4, Detroit 3, Kansas City 3
8-0	1981	April 9-16	Minnesota 4, California 4
10-1	1971	April 12-22	Milwaukee 2, Minnesota 2, Chicago 4, California 3
10-1	1988	April 21-May 3	Chicago 4, Toronto 3, Cleveland 2, Detroit 2
8-1	1990	Sept. 3-12	Boston 3, New York 3, Seattle 3
6-1	1969	July 15-20	Seattle 3, California 4
6-1	1998	April 24-30	Baltimore 3, Tampa Bay 2, Cleveland 2
6-1	2001	July 31-Aug. 6	Cleveland 3, Detroit 4
6-1	2005	July 18-24	Los Angeles 3, Texas 4
6-1	2005	August 1-7	Minnesota 4, Kansas City 3
6-1	2006	April 24-May 2	Texas 3, Kansas City 2, Los Angeles 2

## WORST ROAD TRIPS

W-L	Year	Dates	Opponents
0-9	1995	Sept. 22-Oct. 1	Seattle 3, Texas 2, California 4
0-8	1976	May 17-23	Minnesota 2, Kansas City 2, Chicago 4
0-8	1994	April 19-26	Boston 3, New York 3, Baltimore 2
0-7	1979	June 11-17	Detroit 2, Cleveland 2, Toronto 3
0-7	1986	June 5-11	Chicago 4, Cleveland 3
0-7	1998	July 21-27	Baltimore 3, Tampa Bay 4
0-6	1995	July 14-18	Cleveland 4, Milwaukee 2
0-6	1998	April 10-15	New York 3, Boston 3
0-6	1999	May 18-23	Kansas City 3, Minnesota 3
1-9	1981	May 12-21	New York 3, Milwaukee 3, Baltimore 2, Boston 2
1-9	2008	August 1-10	Boston, Toronto, Detroit

All Homestand and Road Trip records based on a minimum of six games.

## OAKLAND ATHLETICS DOUBLEHEADERS

Team	Home	Road	Totals	Last Doubleheader	Result
	W-L-S	W-L-S	W-L-S		
Baltimore	5-1-0	3-3-6	8-4-6	September 23, 1999 at Baltimore	W, 9-6; L, 4-12
Boston	1-1-2	0-1-1	1-2-3	August 20, 1997 at Oakland	L, 5-7; L, 4-5 (13)
Chicago	6-6-4	5-6-5	11-12-9	June 12, 1983 at Oakland	L, 10-12 (11); L, 1-8
Cleveland	2-0-5	4-5-6	6-5-11	September 14, 1996 at Cleveland	L, 2-9; L, 8-9
Detroit	3-0-3	1-1-5	4-1-8	August 22, 1998 at Oakland	W, 7-2; W, 7-1
Kansas City	4-1-7	3-5-4	7-6-11	September 4, 2008 at Kansas City	L, 4-5 (10); L, 6-9
Los Angeles (AL)	4-0-6	1-1-2	5-1-8	July 30, 1983 at California	W, 13-8; W, 2-1 (12)
Milwaukee	2-0-4	3-1-4	5-1-8	August 10, 1997 at Oakland	W, 4-3; L, 5-9
Minnesota	4-4-3	3-10-10	7-14-13	May 26, 2001 at Minnesota	W, 5-4 (10); L, 6-7 (10)
New York	0-3-1	2-0-7	2-3-8	August 4, 1998 at Oakland	L, 4-10; L, 5-10
Philadelphia	0-0-0	0-1-0	0-1-0	June 8, 2003 at Philadelphia	L, 1-7; L, 3-8
Seattle	2-0-4	0-0-0	2-0-4	August 3, 1984 at Oakland	W, 5-3; W, 11-7
Texas	2-3-9	2-3-5	4-6-14	May 29, 2009 at Texas	L, 3-6; L, 2-5
Toronto	1-0-2	1-1-1	2-1-3	July 8, 1995 at Oakland	L, 6-9; W, 6-3
<b>Totals</b>	<b>36-19-50</b>	<b>28-38-56</b>	<b>64-57-106</b>		

# BIGGEST COMEBACKS AND BLOWN LEADS

## BIGGEST COME-FROM-BEHIND VICTORIES IN OAKLAND HISTORY

Deficit	Score	Inn.	Opponent	Date	Final Score
10	2-12	B3	Minnesota	July 20, 2009	14-13
8	0-8	B2	Kansas City	June 18, 1993	10-9
8	0-8	T3	at Toronto	August 21, 2006	12-10
7	1-8	T6	at Chicago	May 22, 1970	9-8
7	0-7	B5	Minnesota	Sept. 28, 1972	8-7
7	0-7	T3	at California	July 30, 1983 (1)	13-8
7	1-8	T6	at Chicago	May 21, 1993	12-11
7	0-7	B3	Boston	May 3, 1999	12-11 (10)
7	1-8	B3	Baltimore	June 19, 2000	13-12 (10)
7	0-7	B5	Detroit	Sept. 2, 2007	8-7 (10)
7	2-9	T5	at Los Angeles (AL)	Sept. 26, 2009	15-10

**Notes:** The all-time Athletics franchise record for biggest come-from-behind victory is also the Major League record, set by the Philadelphia A's on June 15, 1925 against Cleveland...the A's trailed by 12 runs in that game but scored 13 runs in the bottom of the eighth inning to win, 17-15....twice in Oakland history the A's have erased leads of eight or more runs, only to eventually lose the game...in the second game of a doubleheader at Toronto on Sept. 15, 1982, the A's trailed the Blue Jays 11-2 after six innings, but came back to tie the game at 11 before the Blue Jays scored one run in the bottom of the ninth for the 12-11 victory...on April 14, 2001, the A's trailed the Texas Rangers, 8-0 heading into the bottom of the fourth inning and tied the game at eight before the Rangers scored one in the top of the ninth for the 9-8 victory.

## LARGEST LEADS SURRENDERED IN OAKLAND LOSSES

Lead	Score	Inn.	Opponent	Date	Final Score
8	15-7	B7	at Texas	May 5, 2000	16-17
7	7-0	T5	Kansas City	Sept. 6, 1978	8-11 (12)
7	7-0	B6	at Texas	May 25, 2006	7-8
6*	6-0	B2	at Detroit	May 17, 2009	7-11

\*12 times total; game listed is most recent

**Notes:** The A's blew an 11-0 lead to Kansas City on Sept. 4, 2002, but won the game 12-11 on a pinch hit, game-ending home run by Scott Hatteberg in the bottom of the ninth inning...the win gave the A's their American League-record 20th consecutive victory...three other times in Oakland history the A's have blown seven run leads only to win the game...the last time was on April 24, 1997 vs. Minnesota, when the A's led 8-1 after four innings and fell behind 11-8 before tying the game in the bottom of the ninth...the A's eventually won in 11 innings, 12-11.

# OAKLAND A'S AT THE ALL-STAR BREAK

Year	Record	Pos.	GB/GA	Leader	Year	Record	Pos.	GB/GA	Leader
1968	39-43	6	-15.5	Detroit	1990	51-31	1	+1.0	Oakland
1969	53-39	2	-4.0	Minnesota	1991	44-38	5	-2.5	Texas
1970	47-40	3	-9.5	Minnesota	1992	51-36	2	-2.0	Minnesota
1971	56-31	1	+11.5	Oakland	1993	38-46	6	-6.0	Chicago
1972	56-35	1	+6.5	Oakland	1994	39-48	2	-3.0	Texas
1973	56-42	1	+2.5	Oakland	1995	36-35	3	-4.0	California/Texas
1974	55-41	1	+5.0	Oakland	1996	43-45	t3	-8.5	Texas
1975	55-32	1	+8.5	Oakland	1997	37-52	4	-13.0	Seattle
1976	44-41	3	-8.5	Kansas City	1998	41-45	3	-8.0	Anaheim
1977	39-51	6	-15.0	Chicago	1999	43-44	2	-5.0	Texas
1978	43-44	4	-3.5	California	2000	48-38	3	-3.0	Seattle
1979	25-69	7	-30.5	California	2001	44-43	2	-19.0	Seattle
1980	36-45	4	-11.5	Kansas City	2002	50-38	3	-5.0	Seattle
1981	37-23*	1	+1.5	Oakland	2003	54-39	2	-4.0	Seattle
1982	38-50	6	-12.0	California	2004	47-39	2	-2.0	Texas
1983	37-43	5	-8.0	Texas	2005	44-43	3	-7.5	Los Angeles
1984	43-45	4	-3.0	Chicago	2006	45-43	t1	—	Oakland/Texas
1985	46-41	2	-6.0	California	2007	44-44	3	-9	Los Angeles
1986	34-56	7	-15.5	California	2008	51-44	2	-6	Los Angeles
1987	46-41	t2	-2.0	Minnesota	2009	37-49	4	-12	Los Angeles
1988	54-34	1	+5.5	Oakland	2010	43-46	3	-7.5	Texas
1989	52-36	2	-1.5	California					

\* Strike Break

# THE LAST TIME IT HAPPENED

## OAKLAND PITCHING – TEAM

**No-Hitter:** vs. Tampa Bay, May 9, 2010 (Braden)

**One-Hitter:** at Texas, September 23, 2010 (Braden, Ziegler)

**Back-to-Back Complete Games:** at Chicago, July 31 (Braden) and Aug. 1 (Gonzalez); vs. Kansas City, Aug. 2 (Cahill)

**Four Straight Complete Games:** April 24-28, 1982 (at California; at California; at Baltimore DH)

**Back-to-Back Shutouts:** at San Francisco, May 22-23, 2010 (1-0, 3-0)

**Back-to-Back Complete Game Shutouts:** vs. Tampa Bay, Sept. 9 (Hudson) and Sept. 10 (Zito), 2000

## OAKLAND PITCHING – INDIVIDUAL

**No-Hitter:** Dallas Braden vs. Tampa Bay, May 9, 2010

**One-Hitter:** Cory Lidle at Cleveland, Aug. 21, 2002

**Two-Hitter:** Brett Anderson at Boston, July 6, 2009

**10 or More Strikeouts:** Gio Gonzalez (11) at Chicago (AL), August 1, 2010

**12 or More Strikeouts:** Dan Haren (12) at Texas, August 27, 2006

**13 or More Strikeouts:** Todd Stottlemyre (15) vs. Kansas City, June 16, 1995

**Four Strikeouts in One Inning:** Erik Hiljus at Texas, June 30, 2001

**Complete Game, ML Debut:** Mike Morgan vs. Baltimore, June 11, 1978

**Complete Game Shutout, ML Debut:** Mike Norris vs. Chicago, Apr. 10, 1975

**Back-to-Back Complete Games:** Dallas Braden vs. Tampa Bay, May 9; at Los Angeles (AL), May 14, 2010

**Three Straight Complete Games:** Mark Mulder vs. Minnesota, May 9; at Kansas City, May 15; vs. Kansas City, May 21, 2004

**Back-to-Back Shutouts:** Mark Mulder at Arizona, July 6, 2001; vs. Los Angeles, July 12, 2001

**More Than 9 Innings Pitched:** Todd Stottlemyre (10.0) vs. Kansas City, June 16, 1995

**Position Player Pitched:** Frank Menechino at Colorado, July 18, 2000

**Home Run by Pitcher:** John "Blue Moon" Odom, Sept. 4, 1972 vs. California (G1)

## OAKLAND HITTING – TEAM

**Three Straight Home Runs:** vs. Texas, April 15, 2006 (Chavez, Thomas, Bradley)

**Three Home Runs, Inning:** at Arizona, June 17, 2008 (Crosby, Ellis, Davis)

**Four Home Runs, Inning:** vs. Chicago (B3), Apr. 27, 2002 (Hatteberg, Long, Pena, Menechino)

**Five or More Home Runs, Game:** 5, at Minnesota, September 11, 2009 (Barton, Cust, Ellis, Pennington, Suzuki)

**Six or More Home Runs, Game:** 6, at Arizona, June 17, 2008 (Ellis 2, Chavez, Crosby, Davis, Suzuki)

**Seven or More Home Runs, Game:** 8 at California, June 27, 1996 (Berroa, Brosius 2, Giambi, Herrera, McGwire, Steinbach, Young)

**Two Grand Slams, Game:** at Seattle, September 10, 2007 (Suzuki and Johnson)

**Home Runs by First Two Batters of Game:** Terrence Long and Randy Velarde vs. Kansas City, May 16, 2000

**10 or More Runs, Inning:** at Kansas City, June 18, 2000 (10 in T3)

**20 or More Hits, Game:** at Chicago, September 8, 2009 (20)

**Back-to-Back Games of 10 or More Runs:** at Baltimore, August 28-29, 2005 (10-3; 10-5)

**Three Straight Games of 10 or More Runs:** at Baltimore, August 27-29, 2005 (12-3; 10-3; 10-5)

**Four or More Stolen Bases, Game:** vs. Boston, September 10, 2010 (4)

**Five or More Stolen Bases, Game:** at Minnesota, September 12, 2009 (5)

**Six or More Stolen Bases, Game:** at Texas, October 5, 1991 (6)

**Seven or More Stolen Bases, Game:** vs. Seattle, July 29, 1989 (8)

**No Strikeouts, Game:** at Baltimore, May 27, 2010

## OAKLAND HITTING – INDIVIDUAL

**Lead-Off Home Run:** Adam Kennedy at Boston, July 29, 2009

**Inside-the-Park Home Run:** Nick Swisher at New York, June 11, 2006

(Note: Mark Kotsay had an ITPHR at Minnesota in Game 2 of the ALDS, October 4, 2006)

**Pinch-Hit Home Run:** Adam Rosales at San Francisco, June 12, 2010

**Pinch Hit Grand Slam:** Erubiel Durazo at Cleveland, July 10, 2004

**Pinch Hit Game Ending Home Run:** Kurt Suzuki vs. Chicago, August 15, 2008

**Walk Off Home Run:** Mark Ellis vs. Chicago, August 16, 2009

**Walk Off Grand Slam:** Mark Ellis vs. Los Angeles, June 8, 2008

**Inside-the-Park Grand Slam:** Jim Essian vs. Toronto, June 10, 1979

**Inside-the-Park Walk Off Home Run:** Reggie Jackson vs. Boston, August 22, 1971

**Two Home Runs, Game:** Daric Barton at Seattle, October 1, 2010

**Three Home Runs, Game:** Erubiel Durazo at Baltimore, August 18, 2004

**Back-to-Back Multi-Homer Games:** John Jaha at Detroit, June 19-20, 1999

**Two Players, Multi-HR, Same Game:** Jack Cust and Dan Johnson at Kansas City, May 10, 2007

**Two Home Runs, Same Inning:** Mark McGwire at Seattle (T5), Sept. 22, 1996

**Home Runs From Both Sides of the Plate:** Nick Swisher at Texas, September 9, 2007

**Home Run First Major League At Bat:** Terry Steinbach at Cleveland, Sept. 12, 1986

## The Last Time It Happened, continued

**Home Run, First Major League Hit:** Tom Wilson vs. Chicago, May 19, 2001  
**Hit First Major League At Bat:** Carlos Gonzalez at Texas, May 30, 2008  
**Five Hits, Game:** Adam Kennedy vs. Chicago (AL), August 15, 2009  
**Two Hits, Same Inning:** Rajai Davis vs. Los Angeles (AL), July 10, 2010  
**Three Steals, Game:** Coco Crisp vs. Boston, September 10, 2010  
**Four Steals, Game:** Rickey Henderson at Texas, Oct. 5, 1991  
**Five Steals, Game:** Rickey Henderson vs. Seattle, July 29, 1989  
**Steal of Home:** Carlos Gonzalez vs. Florida, June 22, 2008  
**Suicide Squeeze:** Donnie Murphy vs. Texas, September 14, 2007  
**Hitting for the Cycle:** Mark Ellis vs. Boston, June 4, 2007  
**Two Strikeouts, Inning:** Kurt Suzuki at Detroit, August 10, 2007  
**Hitless Streak, 20 or more at bats:** 33, Chris Carter, August 9-September 20, 2010

### OAKLAND FIELDING

**Four or More Errors, Game:** 4, vs. Seattle, April 5, 2010  
**Five or More Errors, Game:** 5, vs. Seattle, July 6, 2007  
**Six or More Errors, Game:** 7 vs. Cleveland, June 7, 1987  
**Three Errors by Team, Same Inning:** at Cleveland, August 24, 2010  
**Triple Play:** at New York, May 29, 2000 (Randy Velarde unassisted)  
**Turned Four or More DPs, Game:** 5 vs. Kansas City, August 2, 2010

### OAKLAND MISCELLANEOUS – TEAM

**Four-Game Series, Sweep:** at Seattle, September 30-October 3, 2010  
**Four-Game Series, Swept:** at New York, August 30-September 2, 2010  
**Tie Game:** vs. Detroit, May 24, 1968 (2-2)  
**Three Consecutive Extra Inning Games:** vs. Chicago, June 1-2 (12; 10); vs. Toronto, June 3 (11), 2004  
**Rain Shortened Game:** vs. Texas, May 4, 2005  
**Game Postponed:** at Texas, April 29, 2009  
**Game Cancelled:** at Baltimore, September 6, 2008  
**Played a Game Under 2:00:** 1:49, July 8, 2008 vs. Seattle  
**Doubleheader:** at Texas, May 29, 2009  
**Scheduled Doubleheader:** at Minnesota, May 26, 2001  
**Scheduled Doubleheader, Home:** vs. Milwaukee, August 10, 1997  
**Day-Night Doubleheader:** at Baltimore, Sept. 20, 2000  
**Doubleheader, Sweep:** vs. Detroit, Aug. 22, 1998 (7-2, 7-1)  
**Doubleheader, Swept:** at Texas, May 29, 2009 (3-6, 2-5)  
**Player Ejection:** Daric Barton vs. Boston, September 12, 2010  
**Coach Ejection:** Jim Skaalen vs. Los Angeles (AL), June 7, 2010  
**Manager Ejection:** Bob Geren vs. Kansas City, August 3, 2010

### OAKLAND A'S MOST RUNS IN THREE CONSECUTIVE GAMES

#### Scored

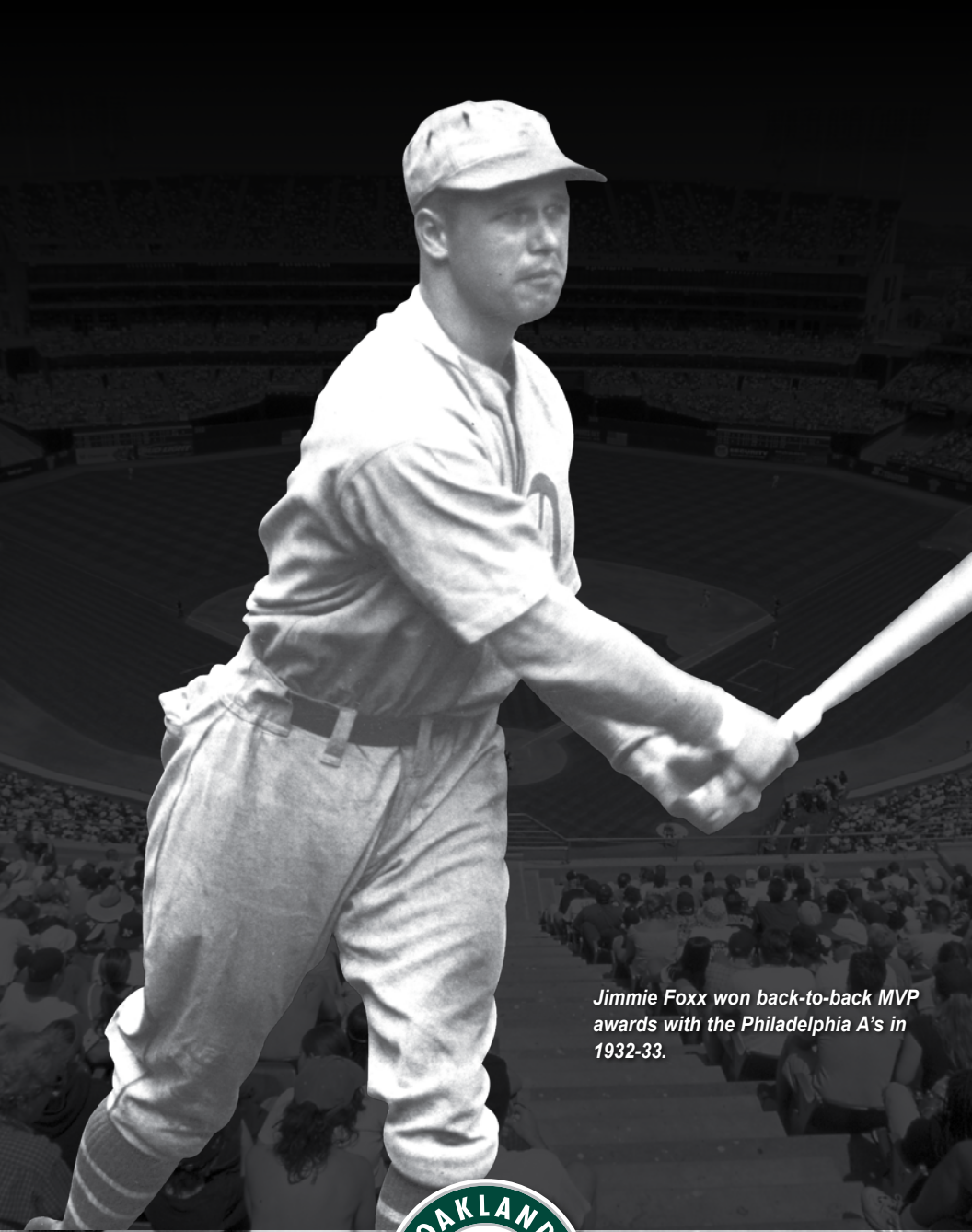
44	June 17-19, 2000
42	June 18-20, 2000
41	June 14-16, 1969
40*	June 7-9, 2004
40	May 3-6, 2000
39*	June 16-18, 2000
39*	April 8-10, 1994
38*	June 13-15, 1969
37	May 2-5, 2000
37	July 24-26, 1999
36	August 23-25, 2003

\*indicates three-game series against same opponent.

#### Allowed

45	August 14-16, 1996
39	August 5-7, 1995
38*	July 17-18, 2000
38*	August 4-6, 1995
38	May 4-7, 1991
38*	May 3-5, 1991
37	August 15-16, 1996
37	August 13-15, 1996
37*	August 20-22, 1984
37	July 1-3, 1983
37	May 7-9, 1982

\*indicates three-game series against same opponent.



*Jimmie Foxx won back-to-back MVP awards with the Philadelphia A's in 1932-33.*



# HISTORY



# NOTABLE PERFORMANCES & AWARD WINNERS

## GENERAL

### World Championships (9)

Year	Record	Opponent
1910	102-48	Chicago
1911	101-50	New York
1913	96-57	New York
1929	104-46	Chicago
1930	102-52	St. Louis
1972	93-62	Cincinnati
1973	94-68	New York
1974	90-72	Los Angeles
1989	99-63	San Francisco

### American League Pennants (15)

Year	Record	Manager
1902	83-53	Connie Mack
1905	92-56	Connie Mack
1910	102-48	Connie Mack
1911	101-50	Connie Mack
1913	96-57	Connie Mack
1914	99-53	Connie Mack
1929	104-46	Connie Mack
1930	102-52	Connie Mack
1931	107-45	Connie Mack
1972	93-62	Dick Williams
1973	94-68	Dick Williams
1974	90-72	Alvin Dark
1988	104-58	Tony La Russa
1989	99-63	Tony La Russa
1990	103-59	Tony La Russa

### West Division Titles (14)

Year	Record	Manager
1971	101-60	Dick Williams
1972	93-62	Dick Williams
1973	94-68	Dick Williams
1974	90-72	Alvin Dark
1975	98-64	Alvin Dark
1981	64-45	Billy Martin
1988	104-58	Tony La Russa
1989	99-63	Tony La Russa
1990	103-59	Tony La Russa
1992	96-66	Tony La Russa
2000	91-70	Art Howe
2002	103-59	Art Howe
2003	96-66	Ken Macha
2006	93-69	Ken Macha

### American League Wild Card (1)

Year	Record	Manager
2001	102-60	Art Howe

### Batting Champions (6)

Year	Name	Avg.
1901	Nap Lajoie	.426
1930	Al Simmons	.381
1931	Al Simmons	.390
1933	Jimmie Foxx	.356
1951	Ferris Fain	.344
1952	Ferris Fain	.327

### Home Run Champions (22)

Year	Name	HR
1901	Nap Lajoie	14
1902	Socks Seybold	16
1904	Harry Davis	10
1905	Harry Davis	8
1906	Harry Davis	12
1907	Harry Davis	8
1911	Frank Baker	11
1912	Frank Baker	10
1913	Frank Baker	12
1914	Frank Baker	9
1918	Tilly Walker	11
1932	Jimmie Foxx	58
1933	Jimmie Foxx	48
1935	Jimmie Foxx	36
1951	Gus Zernial	33
1973	Reggie Jackson	32
1975	Reggie Jackson	36
1981	Tony Armas	22
1987	Mark McGwire	49
1988	Jose Canseco	42
1991	Jose Canseco	44
1996	Mark McGwire	52

### RBI Champions (11)

Year	Name	RBI
1901	Nap Lajoie	125
1905	Harry Davis	83
1906	Harry Davis	96
1912	Frank Baker	130
1913	Frank Baker	117
1929	Al Simmons	157
1932	Jimmie Foxx	169
1933	Jimmie Foxx	163
1951	Gus Zernial	125
1973	Reggie Jackson	117
1988	Jose Canseco	124

### ERA Champions (12)

Year	Name	ERA
1905	Rube Waddell	1.48
1909	Harry Krause	1.39
1926	Lefty Grove	2.51
1929	Lefty Grove	2.82
1930	Lefty Grove	2.54
1931	Lefty Grove	2.05
1932	Lefty Grove	2.84
1970	Diego Segui	2.56
1971	Vida Blue	1.82
1974	Catfish Hunter	2.49
1981	Steve McCatty	2.32
1994	Steve Ontiveros	2.65

### Strikeout Champions (13)

Year	Name	Tot.
1902	Rube Waddell	210
1903	Rube Waddell	302
1904	Rube Waddell	349
1905	Rube Waddell	287
1906	Rube Waddell	196
1907	Rube Waddell	232
1925	Lefty Grove	116

1926	Lefty Grove	194
1927	Lefty Grove	174
1928	Lefty Grove	183
1929	Lefty Grove	170
1930	Lefty Grove	209
1931	Lefty Grove	175

## BBWAA AWARDS

### AL Most Valuable Player

Lefty Grove	1931
Jimmie Foxx	1932
Jimmie Foxx	1933
Bobby Shantz	1952
Vida Blue	1971
Reggie Jackson	1973
Jose Canseco	1988
Rickey Henderson	1990
Dennis Eckersley	1992
Jason Giambi	2000
Miguel Tejada	2002

### AL Cy Young Award

Vida Blue	1971
Jim Hunter	1974
Bob Welch	1990
Dennis Eckersley	1992
Barry Zito	2002

### AL Rookie of the Year

Harry Byrd	1952
Jose Canseco	1986
Mark McGwire	1987
Walt Weiss	1988
Ben Grieve	1998
Bobby Crosby	2004
Huston Street	2005
Andrew Bailey	2009

### AL Manager of the Year

Tony La Russa	1988
Tony La Russa	1992

### BBWAA Local Chapter MVP

Joe Rudi	1974
Rollie Fingers	1975
Vida Blue	1976
Jason Giambi	2000

### BBWAA Bill Rigney "Good Guy" Award

Matt Stairs	1997
Rickey Henderson	1998
Jason Giambi	1999
Eric Chavez	2000
Johnny Damon	2001
Scott Hatteberg	2002
Tim Hudson	2003
Mark Kotsay	2004
Bobby Crosby	2005
Frank Thomas	2006
Mark Ellis	2007
Huston Street	2008
Kurt Suzuki	2009
Kurt Suzuki	2010

## THE SPORTING NEWS AWARDS

### Major League Player of the Year

Reggie Jackson ..... 1973

### AL Most Valuable Player

Al Simmons ..... 1929  
Jimmie Foxx ..... 1932  
Jimmie Foxx ..... 1933

### AL Player of the Year

Ferris Fain ..... 1951  
Reggie Jackson ..... 1973  
Tony Armas ..... 1981  
Jose Canseco ..... 1988

### AL Pitcher of the Year

Bobby Shantz ..... 1952  
Vida Blue ..... 1971  
Jim Hunter ..... 1974  
Bob Welch ..... 1990  
Dennis Eckersley ..... 1992  
Barry Zito ..... 2002

### AL Rookie Player of the Year

Dick Howser ..... 1961  
Mitchell Page ..... 1977  
Jose Canseco ..... 1986  
Mark McGwire ..... 1987  
Walt Weiss ..... 1988  
Ben Grieve ..... 1998  
Bobby Crosby ..... 2004  
Huston Street ..... 2005

### AL Rookie Pitcher of the Year

Jim Nash ..... 1966  
Tim Hudson ..... 1999

### AL Fireman of the Year

Jack Aker ..... 1966  
Dennis Eckersley ..... 1988  
Dennis Eckersley ..... 1991  
Dennis Eckersley ..... 1992  
Billy Koch ..... 2002  
Keith Foulke ..... 2003

### AL Comeback Player of the Year

Storm Davis ..... 1988  
John Jaha ..... 1999

### ML Manager of the Year

Billy Martin ..... 1981

### AL Manager of the Year

Tony La Russa ..... 1988  
Tony La Russa ..... 1992

### ML Executive of the Year

Billy Beane ..... 1999

### Sportsman of the Year

Charles O. Finley ..... 1972  
Mark McGwire ..... 1997

### Major League All-Star Team

Mickey Cochrane, C ..... 1925  
Eddie Rommel, P ..... 1925  
Al Simmons, OF ..... 1927  
Mickey Cochrane, C ..... 1928  
Lefty Grove, P ..... 1928  
Jimmie Foxx, 1B ..... 1929  
Al Simmons, OF ..... 1929  
Mickey Cochrane, C ..... 1929  
Lefty Grove, P ..... 1929  
Al Simmons, OF ..... 1930  
Mickey Cochrane, C ..... 1930  
Lefty Grove, P ..... 1930  
Al Simmons, OF ..... 1931  
Mickey Cochrane, C ..... 1931  
Lefty Grove, P ..... 1931  
Jimmie Foxx, 1B ..... 1932  
Lefty Grove, P ..... 1932  
Jimmie Foxx, 1B ..... 1933  
Mike Higgins, 3B ..... 1934  
Doc Cramer, OF ..... 1935  
Mike Higgins, 3B ..... 1936  
Ferris Fain, 1B ..... 1951  
Ferris Fain, 1B ..... 1952  
Bobby Shantz, P ..... 1952

### American League All-Star Team

Norm Siebern, 1B ..... 1962  
Reggie Jackson, OF ..... 1969  
Vida Blue, LHP ..... 1971  
Joe Rudi, OF ..... 1972  
Sal Bando, 3B ..... 1973  
Bert Campaneris, SS ..... 1973  
Ken Holtzman, LHP ..... 1973  
Reggie Jackson, OF ..... 1973  
Sal Bando, 3B ..... 1974  
Bert Campaneris, SS ..... 1974  
Jim Hunter, RHP ..... 1974  
Joe Rudi, OF ..... 1974  
Reggie Jackson, OF ..... 1975  
Joe Rudi, OF ..... 1976  
Dwayne Murphy, OF ..... 1981  
Rickey Henderson, OF ..... 1981  
Tony Armas, OF ..... 1981  
Dave Kingman, DH ..... 1984  
Jose Canseco, OF ..... 1988  
Dennis Eckersley, RP ..... 1988  
Dave Stewart, RHP ..... 1988  
Carney Lansford, 3B ..... 1989  
Jose Canseco, OF ..... 1990  
Rickey Henderson, OF ..... 1990  
Bob Welch, RHP ..... 1990  
Jose Canseco, OF ..... 1991  
Mark McGwire, 1B ..... 1992  
Mark McGwire, 1B ..... 1996  
Mark Mulder, LHP ..... 2001  
Eric Chavez, 3B ..... 2002  
Barry Zito, LHP ..... 2002

### AL Silver Slugger Team

Rickey Henderson ..... 1981  
Jose Canseco ..... 1988  
Jose Canseco ..... 1990  
Mark McGwire ..... 1992  
Mark McGwire ..... 1996  
Jason Giambi ..... 2001  
Eric Chavez ..... 2002

## ASSOCIATED PRESS AWARDS

### Player of the Year

Jose Canseco ..... 1988

### Manager of the Year

Billy Martin ..... 1980

### Major League All-Star Team

Rickey Henderson, OF ..... 1990  
Bob Welch, RHP ..... 1990  
Jose Canseco, OF ..... 1991  
Dennis Eckersley, RP ..... 1992  
Mark McGwire, 1B ..... 1992  
Mark McGwire, 1B ..... 1996

## UPI AWARDS

### Manager of the Year

Tony LaRussa ..... 1992

### Executive of the Year

Sandy Alderson ..... 1988  
Sandy Alderson ..... 1990

### AL Comeback Player of the Year

Dave Kingman ..... 1984  
Dave Henderson ..... 1988  
Mark McGwire ..... 1992

### AL All-Star Team

Mark McGwire, 1B ..... 1992  
Dennis Eckersley, RP ..... 1992

## PLAYERS CHOICE AWARDS

### AL Outstanding Pitcher of the Year

Barry Zito ..... 2002

### AL Outstanding Rookie

Ben Grieve ..... 1998  
Terrence Long ..... 2000  
Bobby Crosby ..... 2004  
Huston Street ..... 2005

### AL Comeback Player of the Year

Dennis Eckersley ..... 1992  
John Jaha ..... 1999  
Frank Thomas ..... 2006

### Man of the Year

Mark McGwire ..... 1996

## MISCELLANEOUS AWARDS

### Organization of the Year

Baseball America ..... 1982  
Topps ..... 1998  
Baseball America ..... 1999  
Howe Sports Data ..... 1999  
Topps ..... 1999  
Topps ..... 2004

### AL Chalmers Award\*

Eddie Collins ..... 1914

## Notable Performances & Award Winners, continued

### Early American League MVPs\*

Mickey Cochrane, C . . . . . 1928

### AL Rawlings Gold Glove

Joe Rudi, OF . . . . . 1974  
 Joe Rudi, OF . . . . . 1975  
 Joe Rudi, OF . . . . . 1976  
 Dwayne Murphy, OF . . . . . 1980  
 Mike Norris, P . . . . . 1980  
 Dwayne Murphy, OF . . . . . 1981  
 Mike Norris, P . . . . . 1981  
 Rickey Henderson, OF . . . . . 1981  
 Dwayne Murphy, OF . . . . . 1982  
 Dwayne Murphy, OF . . . . . 1983  
 Dwayne Murphy, OF . . . . . 1984  
 Dwayne Murphy, OF . . . . . 1985  
 Alfredo Griffin, SS . . . . . 1985  
 Mark McGwire, 1B . . . . . 1990  
 Eric Chavez, 3B . . . . . 2001  
 Eric Chavez, 3B . . . . . 2002  
 Eric Chavez, 3B . . . . . 2003  
 Eric Chavez, 3B . . . . . 2004  
 Eric Chavez, 3B . . . . . 2005  
 Eric Chavez, 3B . . . . . 2006

### AL Rolands Relief Man Award

Dennis Eckersley . . . . . 1988  
 Dennis Eckersley . . . . . 1992  
 Billy Koch . . . . . 2002  
 Keith Foulke . . . . . 2003

### Topps ML Rookie All-Star Team

Dick Howser, OF . . . . . 1961  
 Ed Charles, 3B . . . . . 1962  
 Manny Jimenez, OF . . . . . 1962  
 Bert Campaneris, SS . . . . . 1964  
 Jim Nash, RHP . . . . . 1966  
 Rick Monday, OF . . . . . 1967  
 Angel Mangual, OF . . . . . 1971  
 Claudell Washington, OF . . . . . 1974  
 Wayne Gross, 3B . . . . . 1977  
 Mitchell Page, OF . . . . . 1977  
 Dave Revering, 1B . . . . . 1978  
 John Johnson, LHP . . . . . 1978  
 Bob Kearney, C . . . . . 1983  
 Jose Canseco, OF . . . . . 1986  
 Mark McGwire, 1B . . . . . 1987  
 Walt Weiss, SS . . . . . 1988  
 Felix Jose, OF . . . . . 1990  
 Tony Batista, 2B . . . . . 1996  
 Ben Grieve, OF . . . . . 1998  
 A.J. Hinch, C . . . . . 1998

Terrence Long, OF . . . . . 2000  
**Mark Ellis, 2B . . . . . 2002**  
 Bobby Crosby, SS . . . . . 2004  
 Dan Johnson, 1B . . . . . 2005  
 Huston Street, P . . . . . 2005  
**Brad Ziegler, P . . . . . 2008**

### World Series Most Valuable Player

Gene Tenace . . . . . 1972  
 Reggie Jackson . . . . . 1973  
 Rollie Fingers . . . . . 1974  
 Dave Stewart . . . . . 1989

### ALCS Most Valuable Player

Dennis Eckersley . . . . . 1988  
 Rickey Henderson . . . . . 1989  
 Dave Stewart . . . . . 1990

### All-Star Game Most Valuable Player

Terry Steinbach . . . . . 1988

### Outstanding Designated Hitter Award

Dave Kingman . . . . . 1984  
 Dave Parker . . . . . 1989

### Joe Cronin Award

Rickey Henderson . . . . . 1982  
 Jose Canseco . . . . . 1988  
 Dave Stewart . . . . . 1990

### Roberto Clemente Award

Dave Stewart . . . . . 1990

### Tony Conigliaro Award

Jim Mecir . . . . . 2003

### The Hutch Award

Carney Lansford . . . . . 1992  
 Jason Giambi . . . . . 2000

### Dave Stewart Community Service Award

Ernie Young . . . . . 1996  
 Scott Spiezio . . . . . 1997  
 Tom Candiotti . . . . . 1998  
 Art Howe . . . . . 1999  
 Jason Giambi . . . . . 2000  
 Terrence Long . . . . . 2001  
 Tim Hudson . . . . . 2002  
 Scott Hatteberg . . . . . 2003  
 Eric Chavez . . . . . 2004  
 Barry Zito . . . . . 2005  
 Mark Kotsay . . . . . 2006

**Mark Ellis . . . . . 2007**  
 Dana Eveland . . . . . 2008  
**Dallas Braden/Kurt Suzuki . . . . . 2009**  
**Craig Breslow . . . . . 2010**

### Jim "Catfish" Hunter Award

Tim Hudson . . . . . 2004  
**Mark Ellis . . . . . 2005**  
 Jason Kendall . . . . . 2006  
**Mark Ellis . . . . . 2007**  
 Mike Sweeney . . . . . 2008  
**Kurt Suzuki . . . . . 2009**  
 Ben Sheets . . . . . 2010

### AL Pitcher of the Month

Rick Langford . . . . . August, 1979  
 Matt Keough . . . . . April, 1981  
 Jay Howell . . . . . June, 1985  
 Steve Ontiveros . . . . . June, 1987  
 Dave Stewart . . . . . April, 1988  
 Mike Moore . . . . . July, 1989  
 Dave Stewart . . . . . April, 1990  
 Dave Stewart . . . . . September, 1990  
 Tim Hudson . . . . . September, 2000  
 Mark Mulder . . . . . July, 2001  
 Barry Zito . . . . . August, 2001  
 Barry Zito . . . . . September, 2001  
 Mark Mulder . . . . . June, 2002  
 Cory Lidle . . . . . August, 2002  
 Barry Zito . . . . . July, 2005  
 Esteban Loaiza . . . . . August, 2006  
 Dan Haren . . . . . May, 2007

### AL Player of the Month

Gene Tenace . . . . . September, 1975  
 Mike Davis . . . . . April, 1985  
 Carney Lansford . . . . . May, 1988  
 Jose Canseco . . . . . September, 1988  
 Jose Canseco . . . . . May, 1990  
 Dave Henderson . . . . . April, 1991  
 Mark McGwire . . . . . June, 1996  
 Jason Giambi . . . . . September, 2000  
 Jason Giambi . . . . . May, 2001  
 Jermaine Dye . . . . . August, 2001  
 Eric Chavez . . . . . September, 2001

### AL Rookie of the Month

Bobby Crosby . . . . . June, 2004  
 Joe Blanton . . . . . June, 2005  
 Joe Blanton . . . . . August, 2005  
**Andrew Bailey . . . . . August, 2009**  
**Brett Anderson . . . . . September, 2009**

## RECENT PLAYER OF THE WEEK AWARD WINNERS

**Trevor Cahill, August 9, 2010**

**Dallas Braden, May 10, 2010**

**Mark Ellis, August 10, 2009**

Jack Cust, May 5, 2008

Jack Cust and Dan Johnson, May 14, 2007

Frank Thomas, September 11, 2006

Mark Kotsay, July 17, 2006

Eric Chavez, May 30, 2005

Eric Byrnes, August 2, 2004

Erubiel Durazo and Scott Hatteberg, June 14, 2004

Miguel Tejada, August 25, 2003\*

Mark Mulder, August 4, 2003

Barry Zito, May 5, 2003\*

Scott Hatteberg, April 14, 2003

Tim Hudson, Sept. 9, 2002\*

Eric Chavez, August 19, 2002

David Justice, April 1, 2002

Mark Mulder, August 6, 2001

Jason Giambi, September 18, 2000\*

Barry Zito, September 11, 2000\*

\*indicates co-Player of the Week

# ATHLETICS IN THE HALL OF FAME

Players (6)	Year Inducted	Pos.	Career Avg.	Years With Athletics
Frank Baker	1955	3B	.307	1908-14
Mickey Cochrane	1947	C	.320	1925-33
Jimmie Foxx	1951	1B	.325	1925-35
Rickey Henderson	2009	OF	.279	1979-1984; 89-93; 94-95; 98
Reggie Jackson	1993	OF	.262	1967-75; 87
Al Simmons	1953	OF	.334	1924-32; 40-41; 44

Pitchers (7)	Year Inducted	Career Record	Career ERA	Years With Athletics
Chief Bender	1953	212-127	2.46	1903-14
Dennis Eckersley	2004	197-171, 390 SVs	3.50	1987-95
Rollie Fingers	1992	114-118, 341 SVs	2.90	1968-76
Lefty Grove	1947	300-141	3.06	1925-33
Jim Hunter	1987	224-166	3.26	1965-74
Eddie Plank	1946	326-194	2.35	1901-14
Rube Waddell	1946	193-143	2.16	1902-07

Managers (2)	Year Inducted	Career Record	Years With Athletics
Connie Mack	1937	3776-4025	1901-50
Dick Williams	2008	1571-1451	1971-73

**Other Hall of Famers Who Spent Part of Their Career With the Athletics (21):** Orlando Cepeda (1972); Ty Cobb (1927-28); Eddie Collins (1906-14; 1927-30); Jimmy Collins (1907-08); Stan Coveleski (1912); Elmer Flick (1902); Nellie Fox (1947-49); Rich Gossage (1992-93); Whitey Herzog (1958-60); Waite Hoyt (1931); George Kell (1943-46); Nap Lajoie (1901-02; 1915-16); Willie McCovey (1976); Joe Morgan (1984); Satchel Paige (1965); Herb Pennock (1912-15); Enos Slaughter (1955-56); Tris Speaker (1928); Don Sutton (1985); Zack Wheat (1927); Billy Williams (1975-76).

**Broadcasters Who Spent Part of Their Careers With the Athletics (Ford C. Frick Award):** By Saam (1938-54); Harry Caray (1970); Jon Miller (1974); Lon Simmons (1981-1995)

**Note:** For purpose of comparison, the National Baseball Hall of Fame uses "games played" and "games won" as the determining factors for position players and pitchers who played for more than one club during their careers. Based on that criteria, Willie McCovey, for example, is not counted among the Athletics 15 representatives.

# ATHLETICS RETIRED NUMBERS

## JIM "CATFISH" HUNTER

27

### Pitcher


**Born:** April 8, 1946

**Batted:** Right

**Hall of Fame Induction:** 1987

**Birthplace:** Hertford, NC

**Threw:** Right



A control pitcher with a sneaky fastball, Catfish Hunter enjoyed a 15-year major league career with the Kansas City/Oakland Athletics and the New York Yankees...posted a 224-166 career record with a 3.26 ERA before arm trouble ended his career at the age of 33...holds Oakland's all-time career mark for wins (131)...won 20 or more games five consecutive seasons (1971-75), including his Cy Young Award-winning season of 1974 when he won a career-high 25 games... won five World Series rings, three with the A's and two with the Yankees...was 4-0 with one save in seven World Series appearances with the A's...signed a free agent contract with the Yankees in 1975 and helped New York to three straight pennants (1976-78)...was an eight-time All-Star...pitched a perfect game on May 8, 1968 against the Minnesota Twins...made his major league debut in 1965 with the Kansas City Athletics and did not miss a start until 1977...a good hitting pitcher, he batted .350 (36-for-103) in 1971 and had a .226 lifetime average with six home runs... nicknamed "Catfish" for effect by A's owner Charles O. Finley...soft-spoken and humble with a dose of country charm, he was inducted into the Hall of Fame in 1987.


## ROLLIE FINGERS

34

### Pitcher

**Born:** August 25, 1946  
**Batted:** Right  
**Hall of Fame Induction:** 1992

**Birthplace:** Steubenville, OH  
**Threw:** Right



Almost as famous for his handlebar mustache as his pitching, Rollie Fingers is one of the greatest relief pitchers in major league history...in his 17-year career spent with Oakland (1968-76), San Diego (1977-80) and Milwaukee (1981-85), the seven-time All-Star chalked up 341 saves to go along with a 114-118 career mark...made his ML debut in 1968 and began the 1969, '70 and '71 seasons as a starter, but finished all three seasons in the bullpen...became a full-time reliever in 1972, winning 11 games in relief and saving 21 to help Oakland to its first World Series appearance...saved 22 games and posted a 1.92 ERA in 1973...earned a win and two saves in the '74 World Series against the Los Angeles Dodgers...in 1975, pitched the final two innings of a four-pitcher no-hitter as he, Vida Blue, Glenn Abbott and Paul Lindblad combined to blank the California Angels, 5-0...signed a free agent contract with San Diego following the 1976 season and promptly led the National League in appearances (78) and saves (35)...posted a career high 37 saves for the Padres in 1978...returned to the American League in 1981 after being traded to Milwaukee and led the AL in saves with 28 to go along with a 1.04 ERA as the Brewers made their first-ever postseason appearance... captured both the Cy Young and Most Valuable Player Awards in 1981 after figuring in 55 percent of the Brewers victories...retired following the 1985 season... inducted into the Hall of Fame in 1992.


## REGGIE JACKSON

9

### Outfielder

**Born:** May 18, 1946  
**Batted:** Left  
**Hall of Fame Induction:** 1993

**Birthplace:** Wyncote, PA  
**Threw:** Left



Was originally selected by the Kansas City Athletics in the first round of the 1966 June Draft and played for 21 seasons in the Major Leagues, including nine seasons in Oakland (1968-75; 1987)...was a .262 career hitter with 563 home runs and 1702 RBI...named American League Most Valuable Player in 1973...appeared in 12 All-Star Games, 11 League Championship Series and five World Series..."Mr. October" played in five World Series (27 games) and was a part of four world championship clubs...earned World Series MVP honors in 1973 with Oakland and again in 1977 with New York...belted three home runs in Game Six of the 1977 World Series, all on the first pitch...once said, "Some people call October a time of pressure. I call it a time of character"...stole 228 bases in his career...finished among the AL Top 10 in home runs 13 times and led the circuit on four occasions...had 16 seasons of at least 20 home runs which ties an AL record...had six seasons of 100 or more RBI...when his number was retired on May 22, 2004, he ranked second on Oakland's career charts in home runs (268), double (230) and extra base hits (521)...became the eighth player to have his number retired by at least two teams and third to have two different numbers retired...inducted into the Hall of Fame in 1993.


## DENNIS ECKERSLEY

43

### Pitcher

**Born:** October 3, 1954  
**Batted:** Right  
**Hall of Fame Induction:** 2004

**Birthplace:** Oakland, CA  
**Threw:** Right



Dennis Eckersley blazed a unique path to the Hall of Fame that most likely will never be repeated, beginning his career as a highly-touted starting pitcher before transforming into arguably the best closer the game has ever seen...from 1988 to 1992, Eck averaged 44 saves a season and helped the A's to four American League West crowns, three AL pennants and a World Series title in 1989...had 15 career postseason saves, including four when he was named 1988 ALCS MVP against Boston...was a six-time All-Star, including four times with Oakland (1988, 90-92)...earned both the American League Cy Young and Most Valuable Player Awards in 1992 after recording a league leading, career high and Oakland record 51 saves in 54 opportunities...finished his Oakland career as the Athletics career leader in saves (320)...tossed a no-hitter against California on May 30, 1977 as a member of the Cleveland Indians...ended his 24-year major league career with a record of 197-171 to go along with 390 saves and a 3.50 ERA...inducted into the Hall of Fame in 2004...had his number retired by the Oakland Athletics on August 13, 2005.

**Outfielder**

**Born:** December 25, 1958  
**Batted:** Right  
**Hall of Fame Induction:** 2009

**Birthplace:** Chicago, IL  
**Threw:** Left



Rickey Henderson is one of the greatest leadoff hitters in baseball history...when his 25-year career concluded following the 2003 season, he was Major League Baseball's all-time leader in runs (2295), stolen bases (1406) and walks (2190)...he also banged out 3,055 hits, 297 home runs and 1,115 RBI with a .401 on-base percentage...he also hit 81 home runs leading off a game, still a ML mark...Henderson made his ML debut with Oakland in 1979 and had four stints with the A's (1979-84, 89-93, 94-95, 98)...he also played for both New York teams, San Diego, Boston, Los Angeles, Anaheim, Seattle and Toronto...Henderson was a 10-time All-Star and was named 1990 American League Most Valuable Player after batting .325 with 28 home runs, 61 RBI, 119 runs scored, 97 walks and 65 stolen bases...he set the ML single season stolen base record with 130 in 1982 and led the league in steals 12 times...inducted into the Hall of Fame in 2009...had his number retired by the Oakland Athletics on August 1, 2009...at the time, he was Oakland's all-time leader in games (1704), at bats (6140), runs (1270), hits (1768), doubles (289), triples (41), walks (1227) and stolen bases (867).

**SPECIAL RECOGNITION**

**WALTER A. HAAS, JR.**

**Owner/Managing General Partner 1980-95**

**Born:** January 24, 1916

**Birthplace:** San Francisco, CA




One of the most beloved owners in the history of the Athletics organization, Walter A. Haas, Jr. purchased the A's from Charles O. Finley in 1980, saving the team from potentially moving out of the area...during his 15-year ownership period, the A's won one World Championship (1989) and captured three consecutive American League pennants (1988-90)...team broke franchise attendance records each of those seasons, attracting a record 2.9 million fans to the Coliseum in 1990...long considered one of the top business and civic leaders in the United States, Haas headed some of the finest corporations in the country, including Levi Strauss, Bank of America, United Air Lines and the Pacific Telephone Company...former A's slugger Mark McGwire once described Haas as "the nicest man who has ever been put on this earth"...the A's paid tribute to his ownership reign on September 17, 1995 on Haas Family Tribute Day, when an honorary jersey was retired...Haas passed away on September 20, 1995.

**JACKIE ROBINSON**

**Second Baseman**

**Born:** January 31, 1919  
**Batted:** Right  
**Hall of Fame Induction:** 1962

**Birthplace:** Cairo, GA  
**Threw:** Right



Jackie Robinson burst onto the scene in 1947, breaking baseball's color barrier and bringing the Negro leagues' electrifying style of play to the majors...quickly became baseball's top drawing card and a symbol of hope to millions of Americans...led the Dodgers to six pennants in his 10 seasons...dominated games on the base paths, stealing home 19 times while riling opposing pitchers with his daring baserunning style...was named National League MVP in 1949, leading the loop in hitting (.342) and steals (37), while knocking in 124 runs...passed away on October 24, 1972 in Stamford, Conn...was named to Major League Baseball's All-Century Team...number 42 was retired by every Major League team in 1997.

# ATHLETICS ALL-STAR GAME SELECTIONS

**1933** Connie Mack (manager), Jimmie Foxx (1b), Lefty Grove (p)  
**1934** Jimmie Foxx (1b), Pinky Higgins (3b)  
**1935** Jimmie Foxx (1b), Bob Johnson (of)  
**1936** Pinky Higgins (3b)  
**1937** Wally Moses (of)  
**1938** Bob Johnson (of)  
**1939** Russell Blackburne (coach), Frank Hayes (c), Bob Johnson (of)  
**1940** Frank Hayes (c), Bob Johnson (of)  
**1941** Frank Hayes (c)  
**1942** Bob Johnson (of)  
**1943** Russell Blackburne (coach), Dick Siebert (1b)  
**1944** Frank Hayes (c), Bobo Newsom (p)  
**1945** NO GAME  
**1946** Buddy Rosar (c), Sam Chapman (of)  
**1947** Buddy Rosar (c)  
**1948** Buddy Rosar (c)\*, Joe Coleman (p)  
**1949** Eddie Joost (ss)\*, Lou Brissie (p), Alex Kellner (p)  
**1950** Ferris Fain (1b)  
**1951** Ferris Fain (1b)\*, Bobby Shantz (p)  
**1952** Ferris Fain (1b), Bobby Shantz (p), Eddie Joost (ss)  
**1953** Gus Zernial (of)\*, Eddie Robinson (1b)  
**1954** Jim Finigan (3b)  
**1955** Jim Finigan (3b)\*, Vic Power (1b)  
**1956** Harry Simpson (of), Vic Power (1b)  
**1957** Joe DeMaestri (ss)  
**1958** Bob Cerv (of)\*  
**1959** Harry Craft (coach), Bud Daley (p), Roger Maris (of)\*\*\*\*  
**1960** Bud Daley (p)  
**1961** Dick Howser (ss)  
**1962** Norm Siebern (1b), Hank Bauer (coach)\*\*\*\*  
**1963** Norm Siebern (1b-of)  
**1964** John Wyatt (p)  
**1965** John O'Donoghue (p)  
**1966** Jim Hunter (p)  
**1967** Jim Hunter (p)  
**1968** Bert Campaneris (ss), Rick Monday (of), John Odom (p)  
**1969** Sal Bando (3b)\*, Reggie Jackson (of)\*, John Odom (p)  
**1970** Jim Hunter (p)  
**1971** Vida Blue (p), Dave Duncan (c), Reggie Jackson (of)  
**1972** Dick Williams (coach), Sal Bando (3b), Bert Campaneris (ss), Ken Holtzman (p), Jim Hunter (p), Reggie Jackson (of)\*, Joe Rudi (of)  
**1973** Dick Williams (manager), Sal Bando (3b), Bert Campaneris (ss), Rollie Fingers (p), Ken Holtzman (p), Jim Hunter (p), Reggie Jackson (of)\*  
**1974** Sal Bando (3b), Bert Campaneris (ss)\*, Rollie Fingers (p), Jim Hunter (p), Reggie Jackson (of)\*, Joe Rudi (of)  
**1975** Alvin Dark (manager), Wes Stock (coach), Vida Blue (p), Bert Campaneris (ss)\*, Rollie Fingers (p), Reggie Jackson (of)\*, Joe Rudi (of)\*, Gene Tenace (c), Claudell Washington (of)  
**1976** Rollie Fingers (p), Phil Garner (2b)  
**1977** Wayne Gross (3b)

**1978** Matt Keough (p)  
**1979** Jeff Newman (c)  
**1980** Rickey Henderson (of)  
**1981** Tony Armas (of), Mike Norris (p)  
**1982** Billy Martin (manager), Art Fowler (coach), Jackie Moore (coach), Rickey Henderson (of)\*  
**1983** Rickey Henderson (of)  
**1984** Bill Caudill (p), Rickey Henderson (of), Jackie Moore (coach)  
**1985** Jay Howell (p)  
**1986** Jose Canseco (of)  
**1987** Tony La Russa (coach), Rene Lachemann (coach), Jay Howell (p), Mark McGwire (1b)  
**1988** Jose Canseco (of)\*, Dennis Eckersley (p), Carney Lansford (3b), Mark McGwire (1b)\*, Terry Steinbach (c)\*  
**1989** Tony La Russa (manager), Dave Duncan (coach), Art Kusnyer (coach), Jose Canseco (of)\*\*\*, Mark McGwire (1b)\*, Mike Moore (p), Terry Steinbach (c)\*, Dave Stewart (p)\*  
**1990** Tony La Russa (manager), Dave Duncan (coach), Dave McKay (coach), Jose Canseco (of)\*, Dennis Eckersley (p), Rickey Henderson (of)\*, Mark McGwire (1b)\*, Bob Welch (p)\*  
**1991** Tony La Russa (manager), Dave Duncan (coach), Rene Lachemann (coach), Tommie Reynolds (coach), Harold Baines (of), Dennis Eckersley (p), Dave Henderson (of)\*, Rickey Henderson (of)\*, Mark McGwire (1b)\*\*  
**1992** Jose Canseco (of)\*\*\*, Dennis Eckersley (p), Mark McGwire (1b)\*  
**1993** Terry Steinbach (c)  
**1994** Ruben Sierra (of)  
**1995** Mark McGwire (1b)\*\*\*, Steve Ontiveros (rhp)  
**1996** Mark McGwire (1b)  
**1997** Mark McGwire (1b)  
**1998** Art Howe (coach), Ben Grieve (of)  
**1999** John Jaha (1b)  
**2000** Jason Giambi (1b)\*, Tim Hudson (rhp), Jason Istringhausen (rhp)  
**2001** Jason Giambi (1b)  
**2002** Miguel Tejada (ss), Barry Zito (lhp)  
**2003** Ramon Hernandez (c), Keith Foulke (rhp), Mark Mulder (lhp), Barry Zito (lhp)\*\*\*\*\*  
**2004** Mark Mulder (lhp)\*, Tim Hudson (rhp)\*\*  
**2005** Justin Duchscherer (rhp), Ken Macha (coach)  
**2006** Barry Zito (lhp)  
**2007** Dan Haren (rhp)\*  
**2008** Justin Duchscherer (rhp)  
**2009** **Andrew Bailey (rhp)**  
**2010** **Andrew Bailey (rhp), Trevor Cahill (rhp)\*\*\*\*\*, Bob Geren (coach)**

\* All-Star Game Starters

\*\* Elected Starter, Injured

\*\*\* Injured, did not play

\*\*\*\* Second game addition

\*\*\*\*\* Ineligible List, did not play

# OAKLAND ATHLETICS IN SEASON OPENERS

Year	Date	Opponent	W-L	Score	WP	LP	Attendance
1968	April 10	at Baltimore	L	1-3	Phoebus	Hunter	22,050
<b>1969</b>	<b>April 8</b>	<b>Chicago</b>	<b>W</b>	<b>5-2</b>	<b>Odom</b>	<b>Peters</b>	<b>23,610</b>
1970	April 7	at Kansas City	W	6-4	Odom	Bunker	18,127
1971	April 5	at Washington	L	0-8	Bosman	Blue	45,061
<b>1972</b>	<b>April 15</b>	<b>Minnesota</b>	<b>W</b>	<b>4-3 (11)</b>	<b>Locker</b>	<b>LaRoche</b>	<b>9,912</b>
<b>1973</b>	<b>April 6</b>	<b>Minnesota</b>	<b>L</b>	<b>3-8</b>	<b>Blyleven</b>	<b>Hunter</b>	<b>37,972</b>
1974	April 4	at Texas	W	7-2	Hunter	Bibby	21,907
<b>1975</b>	<b>April 8</b>	<b>Chicago</b>	<b>W</b>	<b>3-2</b>	<b>Blue</b>	<b>Wood</b>	<b>17,474</b>
1976	April 9	at California	W	5-2	Torrez	Tanana	30,094
<b>1977</b>	<b>April 9</b>	<b>Minnesota</b>	<b>W</b>	<b>7-4</b>	<b>Torrez</b>	<b>Schuler</b>	<b>12,562</b>
1978	April 7	at California	L	0-1	Tanana	Langford	29,194
<b>1979</b>	<b>April 6</b>	<b>Minnesota</b>	<b>L</b>	<b>3-5</b>	<b>Goltz</b>	<b>Langford</b>	<b>10,387</b>
<b>1980</b>	<b>April 10</b>	<b>Minnesota</b>	<b>L</b>	<b>7-9 (12)</b>	<b>Corbett</b>	<b>McCatty</b>	<b>24,415</b>
1981	April 9	at Minnesota	W	5-1	Norris	Koosman	42,658
<b>1982</b>	<b>April 6</b>	<b>California</b>	<b>W</b>	<b>3-2 (11)</b>	<b>Jones</b>	<b>Aase</b>	<b>48,348</b>
<b>1983</b>	<b>April 4</b>	<b>Cleveland</b>	<b>L</b>	<b>5-8</b>	<b>Sutcliffe</b>	<b>Langford</b>	<b>34,831</b>
<b>1984</b>	<b>April 3</b>	<b>Milwaukee</b>	<b>W</b>	<b>6-5</b>	<b>Burgmeier</b>	<b>Fingers</b>	<b>45,398</b>
1985	April 9	at Seattle	L	3-6	Moore	Codioli	37,161
<b>1986</b>	<b>April 8</b>	<b>Minnesota</b>	<b>L</b>	<b>2-3</b>	<b>Viola</b>	<b>Codioli</b>	<b>44,726</b>
1987	April 7	at Minnesota	L	4-5 (10)	Frazier	Krueger	43,548
<b>1988</b>	<b>April 4</b>	<b>Seattle</b>	<b>W</b>	<b>4-1</b>	<b>Stewart</b>	<b>Langston</b>	<b>45,333</b>
<b>1989</b>	<b>April 3</b>	<b>Seattle</b>	<b>W</b>	<b>3-2</b>	<b>Stewart</b>	<b>Langston</b>	<b>46,163</b>
<b>1990</b>	<b>April 9</b>	<b>Minnesota</b>	<b>W</b>	<b>8-3</b>	<b>Stewart</b>	<b>Anderson</b>	<b>45,207</b>
<b>1991</b>	<b>April 9</b>	<b>Minnesota</b>	<b>W</b>	<b>7-2</b>	<b>Stewart</b>	<b>Morris</b>	<b>44,373</b>
<b>1992</b>	<b>April 6</b>	<b>Kansas City</b>	<b>W</b>	<b>5-3</b>	<b>Honeycutt</b>	<b>Aquino</b>	<b>44,078</b>
<b>1993</b>	<b>April 5</b>	<b>Detroit</b>	<b>W</b>	<b>9-4</b>	<b>Welch</b>	<b>Moore</b>	<b>43,370</b>
1994	April 5	at Milwaukee	L	7-11	Kiefer	Ontiveros	52,012
1995	April 26	at Toronto	L	1-13	Cone	Stewart	50,426
1996	April 1	vs. Toronto*	L	6-9	Hanson	Reyes	7,292
<b>1997</b>	<b>April 2</b>	<b>Cleveland</b>	<b>L</b>	<b>7-9</b>	<b>Kline</b>	<b>Wengert</b>	<b>41,332</b>
<b>1998</b>	<b>April 1</b>	<b>Boston</b>	<b>L</b>	<b>0-2</b>	<b>Martinez</b>	<b>Candiotti</b>	<b>36,915</b>
<b>1999</b>	<b>April 4</b>	<b>New York</b>	<b>W</b>	<b>5-3 (8)</b>	<b>Mathews</b>	<b>Stanton</b>	<b>46,380</b>
<b>2000</b>	<b>April 3</b>	<b>Detroit</b>	<b>L</b>	<b>4-7</b>	<b>Nomo</b>	<b>Appier</b>	<b>53,498</b>
2001	April 2	at Seattle	L	4-5	Rhodes	Mecir	45,911
<b>2002</b>	<b>April 1</b>	<b>Texas</b>	<b>W</b>	<b>8-3</b>	<b>Mulder</b>	<b>Park</b>	<b>43,908</b>
<b>2003</b>	<b>April 1</b>	<b>Seattle</b>	<b>W</b>	<b>5-0</b>	<b>Hudson</b>	<b>Garcia</b>	<b>41,723</b>
<b>2004</b>	<b>April 5</b>	<b>Texas</b>	<b>W</b>	<b>5-4</b>	<b>Bradford</b>	<b>Nelson</b>	<b>45,122</b>
2005	April 4	at Baltimore	L	0-4	Lopez	Zito	48,271
<b>2006</b>	<b>April 3</b>	<b>New York</b>	<b>L</b>	<b>2-15</b>	<b>Johnson</b>	<b>Zito</b>	<b>35,077</b>
2007	April 2	at Seattle	L	0-4	Hernandez	Haren	46,002
2008	March 25	vs. Boston**	L	5-6 (10)	Okajima	Street	44,628
2009	April 6	at Los Angeles	L	0-3	Saunders	Braden	43,220
<b>2010</b>	<b>April 5</b>	<b>Seattle</b>	<b>L</b>	<b>3-5</b>	<b>League</b>	<b>Ziegler</b>	<b>30,686</b>

\*Las Vegas, Nev.

\*\*Tokyo, Japan

Overall Record: 20-23 (Oakland 16-10, Road 4-11, Las Vegas 0-1, Tokyo 0-1)

## OAKLAND A'S OPENING DAY TRIVIA

### Youngest Opening Day Starters

Claudell Washington, LF (1975)	20 yrs, 220 days
Rickey Henderson, LF (1980)	21 yrs, 106 days
Eric Chavez, 3B (1999)	21 yrs, 119 days
Claudell Washington, RF (1976)	21 yrs, 221 days
Vida Blue, P (1971)	21 yrs, 251 days
Jose Canseco, LF (1986)	21 yrs, 280 days
Reggie Jackson, RF (1968)	21 yrs, 327 days
Ben Grieve, RF (1998)	21 yrs, 332 days

### Oldest Opening Day Starters

Reggie Jackson, DH (1987)	40 yrs, 324 days
Tom Candiotti, P (1998)	40 yrs, 213 days
Joe Morgan, 2B (1984)	40 yrs, 196 days
Tony Phillips, 2B (1999)	39 yrs, 344 days
Randy Velarde, 2B (2002)	39 yrs, 128 days
Rickey Henderson, LF (1998)	39 yrs, 97 days
Don Baylor, DH (1988)	38 yrs, 281 days
Mike Piazza, DH (2007)	38 yrs, 209 days
Dave Stewart, P (1995)	38 yrs, 66 days



# OAKLAND A'S OPENING DAY LINEUPS

## 1968

Campaneris . . . SS  
R. Jackson . . . RF  
Bando . . . . . 3B  
Webster . . . . . 1B  
Donaldson . . . 2B  
Pagliaroni . . . C  
Gosger . . . . . LF  
Monday . . . . . CF  
Hunter . . . . . P

## 1969

Campaneris . . . SS  
R. Jackson . . . RF  
Hershberger . . LF  
Bando . . . . . 3B  
Cater . . . . . 1B  
Green . . . . . 2B  
Monday . . . . . CF  
Duncan . . . . . C  
Odom . . . . . P

## 1970

Campaneris . . . SS  
Monday . . . . . CF  
F. Alou . . . . . LF  
R. Jackson . . . RF  
Bando . . . . . 3B  
Mincher . . . . 1B  
Green . . . . . 2B  
Fernandez . . . C  
Odom . . . . . P

## 1971

Campaneris . . . SS  
F. Alou . . . . . LF  
R. Jackson . . . RF  
Mincher . . . . 1B  
Bando . . . . . 3B  
Monday . . . . . CF  
Duncan . . . . . C  
Green . . . . . 2B  
Blue . . . . . P

## 1972

Campaneris . . . SS  
Rudi . . . . . LF  
R. Jackson . . . RF  
Bando . . . . . 3B  
Epstein . . . . 1B  
B. Brooks . . . CF  
Duncan . . . . . C  
Green . . . . . 2B  
Holtzman . . . . P

## 1973

North . . . . . DH  
Maxvill . . . . . SS  
Rudi . . . . . LF  
R. Jackson . . . RF  
Bando . . . . . 3B  
Tenace . . . . . 1B  
Conigliaro . . . CF  
Fosse . . . . . C  
Green . . . . . 2B  
Hunter . . . . . P

## 1974

North . . . . . CF  
Campaneris . . SS  
Bando . . . . . 3B  
R. Jackson . . . RF  
Tenace . . . . . 1B  
Rudi . . . . . LF  
D. Johnson . . . DH  
Fosse . . . . . C  
Green . . . . . 2B  
Hunter . . . . . P

## 1975

North . . . . . CF  
Campaneris . . SS  
Bando . . . . . 3B  
R. Jackson . . . RF  
Rudi . . . . . 1B  
B. Williams . . . DH  
Tenace . . . . . C  
C. Washington . LF  
Garner . . . . . 2B  
Blue . . . . . P

## 1976

North . . . . . CF  
Campaneris . . SS  
C. Washington . RF  
Baylor . . . . . 1B  
Rudi . . . . . LF  
Bando . . . . . 3B  
Tenace . . . . . C  
B. Williams . . . DH  
Garner . . . . . 2B  
M. Torrez . . . . P

## 1977

North . . . . . CF  
Scott . . . . . 2B  
Page . . . . . LF  
Allen . . . . . 1B  
Sanguillen . . . C  
Gross . . . . . 3B  
E. Williams . . . DH  
Armas . . . . . RF  
Picciolo . . . . SS  
M. Torrez . . . . P

## 1978

Dilone . . . . . LF  
North . . . . . CF  
Thomasson . . . 1B  
Armas . . . . . RF  
G. Alexander . . DH  
Essian . . . . . C  
Gross . . . . . 3B  
Guerrero . . . SS  
Staggs . . . . . 2B  
Langford . . . . P

## 1979

Burke . . . . . LF  
Dilone . . . . . RF  
Page . . . . . DH  
Newman . . . . . C  
Revering . . . . 1B  
Edwards . . . . 2B  
Armas . . . . . CF  
Kluttz . . . . . 3B  
Picciolo . . . . SS  
Langford . . . . P

## 1980

Henderson . . . LF  
Murphy . . . . . CF  
Heath . . . . . C  
Newman . . . . 1B  
Essian . . . . . DH  
Armas . . . . . RF  
Guerrero . . . SS  
Kluttz . . . . . 3B  
Picciolo . . . . 2B  
Langford . . . . P

## 1981

Henderson . . . LF  
Murphy . . . . . CF  
C. Johnson . . . DH  
Armas . . . . . RF  
Heath . . . . . C  
Newman . . . . 1B  
Babitt . . . . . 2B  
McKay . . . . . 3B  
Picciolo . . . . SS  
Norris . . . . . P

## 1982

Henderson . . . LF  
Murphy . . . . . CF  
Meyer . . . . . DH  
Armas . . . . . RF  
Gross . . . . . 3B  
Spencer . . . . 1B  
Lopes . . . . . 2B  
Kearney . . . . C  
Stanley . . . . . SS  
Langford . . . . P

## 1983

Henderson . . . LF  
Davis . . . . . RF  
Lansford . . . . 3B  
Murphy . . . . . CF  
Burroughs . . . DH  
Moore . . . . . 1B  
Lopes . . . . . 2B  
Kearney . . . . C  
Phillips . . . . . SS  
Langford . . . . P

## 1984

Henderson . . . LF  
Murphy . . . . . CF  
Morgan . . . . . 2B  
Lansford . . . . 3B  
Bochte . . . . . 1B  
Kingman . . . . DH  
Davis . . . . . RF  
Heath . . . . . C  
Hill . . . . . SS  
McCatty . . . . P

## 1985

Collins . . . . . LF  
Lansford . . . . 3B  
Murphy . . . . . CF  
Kingman . . . . DH  
Bochte . . . . . 1B  
Heath . . . . . C  
Davis . . . . . RF  
Hill . . . . . 2B  
Griffin . . . . . SS  
Codirolì . . . . P

## 1986

Phillips . . . . . 2B  
Murphy . . . . . CF  
Baker . . . . . DH  
Kingman . . . . 1B  
Canseco . . . . LF  
Lansford . . . . 3B  
Davis . . . . . RF  
Griffin . . . . . SS  
Tettleton . . . . C  
Codirolì . . . . P

## 1987

Davis . . . . . RF  
Phillips . . . . . 2B  
Lansford . . . . 3B  
Canseco . . . . LF  
Jackson . . . . DH  
Murphy . . . . . CF  
R. Nelson . . . . 1B  
Tettleton . . . . C  
Griffin . . . . . SS  
Young . . . . . P

## 1988

Phillips . . . . . 2B  
Lansford . . . . 3B  
Canseco . . . . RF  
McGwire . . . . 1B  
Parker . . . . . LF  
Henderson . . . CF  
Baylor . . . . . DH  
Steinbach . . . C  
Weiss . . . . . SS  
Stewart . . . . . P

## 1989

Phillips . . . . . LF  
D. Henderson . CF  
Lansford . . . . 3B  
McGwire . . . . 1B  
Steinbach . . . C  
Parker . . . . . DH  
Hubbard . . . . 2B  
Javier . . . . . RF  
Weiss . . . . . SS  
Stewart . . . . . P

## 1990

R. Henderson . LF  
Lansford . . . . 3B  
Canseco . . . . RF  
McGwire . . . . 1B  
D. Henderson . CF  
Steinbach . . . C  
Javier . . . . . DH  
Gallego . . . . 2B  
Weiss . . . . . SS  
Stewart . . . . . P

## 1991

R. Henderson . LF  
D. Henderson . CF  
Canseco . . . . RF  
Baines . . . . . DH  
Steinbach . . . C  
McGwire . . . . 1B  
Riles . . . . . 3B  
Weiss . . . . . SS  
Gallego . . . . 2B  
Stewart . . . . . P

## 1992

R. Henderson . LF  
Wilson . . . . . CF  
Canseco . . . . RF  
Baines . . . . . DH  
McGwire . . . . 1B  
Steinbach . . . C  
Lansford . . . . 3B  
Bordick . . . . SS  
Blankenship . . 2B  
Stewart . . . . . P

**1993**

R. Henderson . . . LF  
 D. Henderson . . . CF  
 Sierra . . . . . RF  
 McGwire . . . . . 1B  
 Neel . . . . . DH  
 Steinbach . . . . . C  
 Browne . . . . . 3B  
 Bordick . . . . . SS  
 Blankenship . . . 2B  
 Welch . . . . . P

**1994**

Henderson . . . . LF  
 Javier . . . . . CF  
 Sierra . . . . . RF  
 McGwire . . . . . 1B  
 Gates . . . . . 2B  
 Neel . . . . . DH  
 Steinbach . . . . . C  
 Brosius . . . . . 3B  
 Bordick . . . . . SS  
 Witt . . . . . P

**1995**

Henderson . . . . LF  
 Javier . . . . . CF  
 Berroa . . . . . DH  
 Sierra . . . . . RF  
 McGwire . . . . . 1B  
 Steinbach . . . . . C  
 Brosius . . . . . 3B  
 Gallego . . . . . 2B  
 Bordick . . . . . SS  
 Stewart . . . . . P

**1996**

Young . . . . . CF  
 Gates . . . . . 2B  
 Giambi . . . . . 1B  
 Berroa . . . . . DH  
 Plantier . . . . . LF  
 Muñoz . . . . . RF  
 Steinbach . . . . . C  
 Lovullo . . . . . 3B  
 Bordick . . . . . SS  
 Reyes . . . . . P

**1997**

Batista . . . . . SS  
 Brosius . . . . . 3B  
 Canseco . . . . . RF  
 McGwire . . . . . 1B  
 Berroa . . . . . DH  
 Giambi . . . . . LF  
 Young . . . . . CF  
 Spiezio . . . . . 2B  
 Williams . . . . . C  
 Prieto . . . . . P

**1998**

Henderson . . . . LF  
 Magadan . . . . . 3B  
 Grieve . . . . . RF  
 Stairs . . . . . DH  
 Giambi . . . . . 1B  
 Spiezio . . . . . 2B  
 Hinch . . . . . C  
 McDonald . . . . . CF  
 Bourmignac . . . SS  
 Candiotti . . . . . P

**1999**

Phillips . . . . . 2B  
 McDonald . . . . . CF  
 Giambi . . . . . DH  
 Stairs . . . . . RF  
 Jaha . . . . . 1B  
 Grieve . . . . . LF  
 Chavez . . . . . 3B  
 Hinch . . . . . C  
 Tejada . . . . . SS  
 Heredia . . . . . P

**2000**

Becker . . . . . CF  
 Tejada . . . . . SS  
 Giambi, Ja. . . . . 1B  
 Jaha . . . . . DH  
 Stairs . . . . . RF  
 Grieve . . . . . LF  
 Hernandez . . . . . C  
 Chavez . . . . . 3B  
 Menechino . . . . 2B  
 Appier . . . . . P

**2001**

Damon . . . . . LF  
 Ortiz . . . . . 2B  
 Giambi, Ja. . . . . 1B  
 Saenz . . . . . DH  
 Chavez . . . . . 3B  
 Tejada . . . . . SS  
 Long . . . . . CF  
 Giambi, Je. . . . . RF  
 Hernandez . . . . . C  
 Hudson . . . . . P

**2002**

Giambi, Je. . . . . LF  
 Velarde . . . . . 2B  
 Hatteberg . . . . . DH  
 Justice . . . . . RF  
 Chavez . . . . . 3B  
 Tejada . . . . . SS  
 Long . . . . . CF  
 Hernandez . . . . . C  
 Pena . . . . . 1B  
 Mulder . . . . . P

**2003**

Ellis . . . . . 2B  
 Hatteberg . . . . . 1B  
 Tejada . . . . . SS  
 Chavez . . . . . 3B  
 Dye . . . . . RF  
 Durazo . . . . . DH  
 Long . . . . . LF  
 Hernandez . . . . . C  
 Singleton . . . . . CF  
 Hudson . . . . . P

**2004**

Kotsay . . . . . CF  
 Kieftly . . . . . LF  
 Chavez . . . . . 3B  
 Dye . . . . . RF  
 Durazo . . . . . DH  
 Karros . . . . . 1B  
 Crosby . . . . . SS  
 Miller . . . . . C  
 Scutaro . . . . . 2B  
 Hudson . . . . . P

**2005**

Kotsay . . . . . CF  
 Kendall . . . . . C  
 Chavez . . . . . 3B  
 Durazo . . . . . DH  
 Hatteberg . . . . . 1B  
 Byrnes . . . . . LF  
 Crosby . . . . . SS  
 Swisher . . . . . RF  
 Ellis . . . . . 2B  
 Zito . . . . . P

**2006**

Ellis . . . . . 2B  
 Kotsay . . . . . CF  
 Crosby . . . . . SS  
 Chavez . . . . . 3B  
 Thomas . . . . . DH  
 Bradley . . . . . RF  
 Payton . . . . . LF  
 Kendall . . . . . C  
 Swisher . . . . . 1B  
 Zito . . . . . P

**2007**

Kendall . . . . . C  
 Stewart . . . . . LF  
 Bradley . . . . . CF  
 Piazza . . . . . DH  
 Chavez . . . . . 3B  
 Swisher . . . . . 1B  
 Crosby . . . . . SS  
 Buck . . . . . RF  
 Ellis . . . . . 2B  
 Haren . . . . . P

**2008**

Buck . . . . . RF  
 Ellis . . . . . 2B  
 Barton . . . . . 1B  
 Cust . . . . . DH  
 Brown . . . . . LF  
 Crosby . . . . . SS  
 Hannahan . . . . . 3B  
 Suzuki . . . . . C  
 R. Sweeney . . . . CF  
 Blanton . . . . . P

**2009**

Sweeney . . . . . CF  
 Cabrera . . . . . SS  
 Giambi . . . . . DH  
 Holliday . . . . . LF  
 Garciparrá . . . . 1B  
 Chavez . . . . . 3B  
 Suzuki . . . . . C  
 Cust . . . . . RF  
 Ellis . . . . . 2B  
 Braden . . . . . P

**2010**

Davis . . . . . CF  
 Barton . . . . . 1B  
 Sweeney . . . . . RF  
 Kouzmanoff . . . . 3B  
 Suzuki . . . . . C  
 Chavez . . . . . DH  
 Ellis . . . . . 2B  
 Buck . . . . . LF  
 Pennington . . . . SS  
 Sheets . . . . . P

**OAKLAND A'S OPENING DAY TRIVIA****Most Starts**

- 12 Rickey Henderson
- 11 Eric Chavez
- 9 Sal Bando
- Reggie Jackson
- Camey Lansford
- Mark McGwire
- Terry Steinbach
- 8 Bert Campaneris
- Dwayne Murphy
- 7 Jose Canseco
- Mark Ellis**
- Jason Giambi

**Most Starts by Position**

- P: Stewart 6, Langford, 5, Hunter 3, Hudson 3
- C: Steinbach 9, Heath 4, Hernandez 4
- 1B: McGwire 9, Giambi 4, seven with 2
- 2B: Ellis 7, Green 6, Phillips 4
- 3B: Chavez 10, Bando 9, Lansford 9
- SS: Campaneris 8, Bordick 5, Tejada 5, Crosby 5
- LF: Henderson 12, Rudi 4, three with 2
- CF: Murphy 8, North 5, D. Henderson 5
- RF: Jackson 8, Armas 5, Canseco 5, Davis 5
- DH: Berroa 3, Durazo 3, five with 2

**Most Consecutive Starts**

- P: 5 Stewart (1988-92)
- C: 9 Steinbach (1988-96)
- 1B: 8 McGwire (1988-95)
- 2B: 6 Green (1969-74), **Ellis (2005-)**
- 3B: 9 Bando (1968-76); Chavez (1999-2007)
- SS: 5 Campaneris (1968-72), Bordick (1992-96), Tejada (1999-03), Crosby (2004-08)
- LF: 6 Henderson (1990-95)
- CF: 8 Murphy (1980-87)
- RF: 8 Jackson (1968-75)
- DH: 3 Berroa (1995-97), Durazo (2003-05)

# THE CHAMPIONSHIP YEARS

**1910:** Finished with a 102-48 record and outdistanced the New York Highlanders by 14.5 games in the American League standings... defeated the Chicago Cubs in five games to win the first of five World Championships in Philadelphia...102 wins set a new American League record...opened the season in Washington in a game attended by President William Howard Taft, who honored the game by throwing out the first ball, setting a precedent which was followed by each of his successors until the Senators left Washington following the 1971 season...the pitching staff, headlined by Jack Coombs, Chief Bender, Cy Morgan and Eddie

Plank, finished with a 1.79 ERA... Coombs emerged as the ace of the pitching staff and finished with a 31-9 record and a 1.30 ERA, including 13 shutouts...compiled a 46-inning scoreless streak during the season...the infield of Stuffie McInnis, Eddie Collins, Jack Barry, and Frank Baker would become known as the "\$100,000 Infield"...won the first three games of the World Series before the Cubs took game four, 4-3 in 10 innings...Coombs won his third game of the series in Game 5, out pitching Mordecai Brown to lift the A's to their first world title.

**1911:** Dominated the American League for the second straight season, finishing with a 101-50 record...defeated the New York Giants in six games to capture a second straight world championship...offense was paced by Eddie Collins, Frank Baker, John "Stuffie" McInnis, Eddie Murphy and Bris Lord...Baker captured the American League home run title with 11 round trippers, earning him the nickname "Home Run" Baker...clinched the pennant on Sept. 26 with an 11-5 win over Detroit at Shibe Park, as Baker hit two doubles and two home runs...faced the New York Giants in the World Series in a rematch of the 1905 Fall Classic, won by the Giants...Christy Mathewson and Chief Bender square-off in Game 1, just as they did in the 1905 Series finale...a run-scoring double by New York's Josh Devore in the seventh inning breaks a 1-1 tie as the Giants capture the first game...the A's won Game Two, 3-1, behind the pitching of Eddie Plank and a home run by Baker...A's took a 2-1 lead in the series by winning Game Three, 3-2 in 11 innings at the Polo Grounds...after heavy rains forced postponement of the series for a week, the A's captured Game Four at Shibe Park, 4-2, as Bender outdueled Mathewson...the Giants staved off elimination by winning Game Five at the Polo Grounds, 4-3 in 10 innings...the A's routed the Giants, 13-2 in Game Six to capture their second straight World Series title.



**1910 PHILADELPHIA ATHLETICS** – Front row: Topsy Hartsel, Stuffie McInnis, Tom Atkins, Harry Krause, bat boy Louis Van Zelt, Jim Dygert, Eddie Collins, Jack Barry and Pat Livingston; Second row: Rube Oldring, Bris Lord, Danny Murphy, Manager Connie Mack, Eddie Plank, Jack Lapp and Amos Strunk; Top row: Harry Davis, Frank Baker, Jack Coombs, Ira Thomas, Chief Bender, Ben Hauser, Claude Derrick, Cy Morgan and Pat Donohue.



**1911 PHILADELPHIA ATHLETICS** – Front row: Topsy Hartsel, Doc Martin, Dave Danforth, Louis Van Zeldt (mascot), Stuffie McInnis, Eddie Collins, Jack Barry; Row two: Rube Oldring, Bris Lord, Danny Murphy, Manager Connie Mack, Eddie Plank, Jack Lapp, Amos Strunk; Top row: Harry Davis, Frank Baker, Jack Coombs, Harry Krause, Ira Thomas, Chief Bender, Claude Derrick, Cy Morgan, Padding Livingston

**1913:** The Athletics post a 96-57 regular season record and outdistanced Washington by six and a half games to reclaim the American League pennant...defeated the New York Giants in five games to capture its third World Series title in four years...moved into first place in April and stayed atop the AL standings the rest of the way...Jack Coombs, three years removed from a 31-win season, missed the entire campaign with typhoid fever...Chief Bender (21-10), Eddie Plank (18-10), Boardwalk Brown (17-11), Byron "Duke" Houck (14-6) and rookie "Bullet" Joe Bush (14-6) anchored the pitching staff...the "\$100,000 Infield" turned in another solid season...Frank Baker hit .336

to go along with an American League-best 12 home runs and 117 RBI... Stuff McInnis hit .324 with 90 RBI, Collins finished with a .345 average while Barry batted .275...the Athletics and Giants split the first two games of the series before the A's win Games Three, Four and Five to capture their third World Series title.

**1929:** Behind a high-powered offense that featured six .300 hitters and the league's best pitching staff paced by Lefty Grove and George Earnshaw, the A's finish with a 104-46 record and capture the American League pennant by 18 games over the New York Yankees...defeat the Chicago Cubs in five games to win their fourth

World Series title...the championship is the culmination of a long journey back to the top of the baseball world for Connie Mack's club...after winning the 1914 pennant, the A's spent the next seven seasons in the AL cellar before finishing seventh in 1922...A's finished sixth in 1923, fifth in '24, second in '25, third in '26 and second in '27 and '28 before winning the pennant in 1929...Al Simmons leads the American League with 157 RBI and finishes second with a .365 batting average...Jimmie Foxx hits .354 with 33 home runs while catcher Mickey Cochrane finishes with a .331 average...Bing Miller (.335), Jimmy Dykes (.327) and Mule Haas (.313) also top the .300 mark for the season... Earnshaw (24-8, 3.29) and Grove (20-6, 2.81) combine for 44 wins.

**1930:** After posting a 102-52 regular season record, the Athletics successfully defend their World Championship by defeating a hard-nosed St. Louis Cardinal team in six games...offensively, Al Simmons leads the AL with a .381 average to go along with 36 home runs...Jimmie Foxx hits .335 and his 37 home runs rank tied for third in the league behind Babe Ruth (49) and Lou Gehrig (41)...Mickey Cochrane finishes the year with a .357 average...Lefty Grove posts a 28-5 record to go along with a 2.54 ERA while George Earnshaw finishes with a 22-13 record and a 4.44 ERA...the 1931 Athletics won a franchise record 107 games, but were denied a third straight championship after losing to the St. Louis Cardinals in a seven-game World Series...after finishing second in 1932 and third in 1933, the A's would average 92 losses a season for the next 21 years before relocating to Kansas City for the 1955 season.

**1972:** The Swingin' A's finished with a 93-62 regular season record and held off the Chicago White Sox to capture a second straight American League West title...defeated the Detroit Tigers in five games in the American League Championship Series to advance to the World Series, where they defeated the heavily-favored Cincinnati Reds in seven games...the pitching staff, led by Jim "Catfish" Hunter (21-7), Ken Holtzman (19-11), John "Blue Moon" Odom (15-6) and closer Rollie Fingers (11-9, 21 saves), finished second in the American League with a 2.58

ERA...a contract dispute forced Vida Blue, who won both the AL Cy Young Award and league MVP honors a year before, to miss spring training and he did not make his first start until May 28th...led by Mike Epstein (26) and Reggie Jackson (25), the A's led the American League with 134 home runs...Jackson tore a hamstring muscle in the fifth game of the ALCS vs. Detroit and was sidelined for the World Series...Gene Tenace, who hit just .225 with five home runs during the regular season, hits a then-Fall Classic record four home runs to go along with a .348 average to earn World Series MVP honors.

### 1913 World Champion Philadelphia Athletics



**1913 PHILADELPHIA ATHLETICS** – Front row: Byron Houck, Eddie Murphy, Eddie Plank, Amos Strunk, Danny Murphy, Jimmy Walsh, John Taff; Middle row: Tom Daley, Wally Schang, Jack Lapp, Boardwalk Brown, Chief Bender, Weldon Wyckoff, Harry Davis, Billy Orr; Top row: Joe Bush, Stuff McInnis, Jack Barry, Eddie Collins, Frank Baker, Manager Connie Mack, Rube Oldring, Ira Thomas

### 1929 World Champion Philadelphia Athletics



**1929 PHILADELPHIA ATHLETICS** – Front row: Mule Haas, Joe Boley, Homer Summa, Walter French, Carroll Yerkes, Earl Mack, Eddie Collins, Jim Cronin, Sammy Hale, Max Bishop; Middle row: Charlie Perkins, Eddie Rommel, Jimmy Foxx, Trainer E.E. Ebling, Business Manager R. Von Ohl, Manager Connie Mack, President Thomas Shibe, Kid Gleason, Howard Ehmke, Jimmy Dykes, Mickey Cochrane; Top row: Bill Shores, Bevo Lebourveau, George Burns, Lefty Grove, Rube Walberg, Steve Pflueger, George Earnshaw, Al Simmons, Bing Miller, Bill Breckinridge, Jack Quinn

## The Championship Years, continued

1973: The A's claim their third straight AL West title with a 94-68 record and dispatch the Baltimore Orioles to win a hard-fought five-game ALCS...defeat the New York Mets in seven games to capture a second straight World Championship... Reggie Jackson leads the American League in home runs (32) and RBI (117) and hits .293 to earn AL MVP honors...after hitting just .143 against Baltimore in the ALCS, Jackson earns World Series MVP honors after hitting .310 with three doubles, a triple and a home run against the Mets... third baseman Sal Bando hits .287 with 29 home runs and 98 RBI while playing all 162 games at third base... All-Star shortstop Campy Campaneris

reaches the 150-hit plateau for the second consecutive season and for the sixth time in 10 years...hit .333 vs. Baltimore and set then-ALCS records for total bases (14) and stolen bases (3) and ties an ALCS record with two home runs...hit .290 with six runs, three stolen bases, a triple and home run vs. the Mets in the World Series... Dick Green bounces back from an injury-plagued 1972 campaign to set a then-Oakland record for highest fielding percentage by a second baseman (.988)...Bill North, acquired in a trade with the Cubs in the off-season, emerges as the A's everyday center fielder, but a late season ankle injury forces him to miss both the ALCS and World Series... catcher Ray Fosse is acquired from Cleveland during spring training and establishes career highs in games played (143), at bats (492), doubles (23) and triples (2)...pitching staff is paced by 20-game winners Catfish Hunter (21-5), Ken Holtzman (21-13) and Vida Blue (20-9)...Hunter posts his third straight 21-win season despite missing a month of the season with an injury...strung together 13-straight victories from June 2 to September 5... Hunter posted two wins over Baltimore in the ALCS, including a 3-0 shutout in Game 5...he kept his perfect record perfect in World Series play, winning Game 6 against the Mets...Holtzman wins seven games in the month of May and finishes with four shutouts among his 16 complete games...after a slow start, Blue wins 11 of his last 13 decisions down the stretch to notch his second 20-win season in just his third full Major League season...Blue tossed a team-high four shutouts during the season...Manager Dick Williams resigns shortly after the season after failing to come to terms on a new contract.

### 1930 World Champion Philadelphia Athletics



1930 PHILADELPHIA ATHLETICS – Front row: Joe Boley, Max Bishop, Jimmy Dykes, Eddie Collins, Manager Connie Mack, Kid Gleason, Eddie Rommel, Al Simmons, Mickey Cochrane; Middle row: Ralph Perkins, Frank Higgins, Homer Summa, Jimmy Foxx, Dibrell Williams, Bing Miller, Lefty Grove, Jimmy Moore, Charlie Perkins; Top row: Trainer Dr. E. E. Ebling, Leroy Mahaffey, George Ernschaw, George Haas, William Shores, Wally Schang, Coach Earl Mack and Jack Quinn

### 1972 World Champion Oakland Athletics



1972 OAKLAND A's – Front row: Matty Alou, Mike Hegan, bat boy Ron Pieraldi, Tim Cullen, Dick Green; Second row: Travelling secretary Tom Corwin, Bert Campaneris, Angel Mangual, Coach Jerry Adair, Coach Bill Posedel, Manager Dick Williams, Coach Vern Hoscheit, Coach Irv Noren, John "Blue Moon" Odum, Ted Kubiak; Third row: Trainer Joe Romo, Reggie Jackson, Gonzalo Marquez, Joe Horlen, Darold Knowles, Gene Tenace, Dal Maxvill, Sal Bando, Dave Hamilton, Vida Blue, Frank Ciencszyk; Fourth row: Joe Rudi, Don Mincher, Ken Holtzman, Rollie Fingers, George Hendrick, Bob Locker, Mike Epstein, Dave Duncan, Jim "Catfish" Hunter

1974: Under new manager Alvin Dark, the A's defeat the Los Angeles Dodgers to claim their third straight World Series...finish the regular season with a 90-72 record and win their fourth straight AL West title by five games over Texas...defeat the Baltimore Orioles in a four-game ALCS to set up the first ever All-California World Series against the Dodgers...Catfish Hunter captures the American League Cy Young Award after winning a career high 25 games to go along with a 2.49 ERA... Rollie Fingers makes a career high 76 appearances to set a then-Oakland record...he was named World Series MVP after chalking up a win, two saves and a 1.93 ERA in four appearances...Fingers earned the win in Game One as he worked 4.1 innings

in relief of Ken Holtzman...Campy Campaneris hits a career high .290 and steals over 30 bases for the 10th straight season...Campy batted .353 in five World Series games against the Dodgers...Joe Rudi led the AL in doubles (39) and total bases (287) while finishing third in RBI (99), fourth in slugging (.484) and fifth in hits (174)...Sal Bando finishes second in the American League with 103 RBI... he hit game winning home runs in the second and third games of the ALCS vs. Baltimore...Reggie Jackson starts the season by batting .399 with 15 home runs and 42 RBI over the first 50 games...he made his fifth All-Star Game appearance in six years and amassed over 3.5 million votes in the fan balloting, nearly 800,000 more than runner up Hank Aaron...after a blazing start, Jackson hits just .239 with 14 home runs and 51 RBI over the final 104 games of the season...Claudell Washington made the jump from Double A to appear in 73 games and is named to Topps Rookie All-Star Team...



**1973 World Champion Oakland Athletics**

**1973 OAKLAND A's** – Front row: Reggie Jackson, Jim "Catfish" Hunter, Pat Bourque, batboy Ron Pieraldi, Dick Green, Vic Davalilo, Billy North; Second row: Bert Campaneris, Vida Blue, Paul Lindblad, Coach Jerry Adair, Coach Vern Hoscheit, Manager Dick Williams, Coach Irv Noren, Coach Wes Stock, Sal Bando, Gene Tenace; Third row: Trainer Joe Romo, traveling secretary Jim Bank, Angel Mangual, Jesus Alou, Joe Rudi, John "Blue Moon" Odom, Mike Andrews, Ted Kubiak, equipment manager Frank Ciencszyk; Fourth Row: Horacio Pina, Ken Holtzman, Deron Johnson, Rollie Fingers, Billy Conigliaro, Ray Fosse, Darold Knowles and Allan Lewis

**1989:** The A's posted a regular season mark of 99-63 and finished seven games ahead of Kansas City in the American League West Division...defeated Toronto in five games to win a second straight American League pennant...swept the San Francisco Giants in the "Battle of the Bay" World Series, which will always be remembered for the devastating earthquake that struck on Oct. 17 at 5:04 pm, just minutes before the first pitch of Game 3 at Candlestick Park... for the second straight season, won more regular season games than any team in the Majors...never led the AL West by more than 4.5 games until the final week and never were more than three games out of the division lead... were an injury-plagued team for the first four months of the season as 11 different players spent time on the disabled list, including Jose Canseco, Mark McGwire, Storm Davis, Walt Weiss, Dennis Eckersley and Bob Welch...pitching staff posted the lowest ERA in the American League (3.09) for the second straight season...tossed a Major League-best 20 shutouts on the year...starting pitchers Dave Stewart (21-9), Mike Moore (19-11), Storm Davis (19-7) and Bob Welch (17-8)—combined for a 76-35 record with a 3.25 ERA...Stewart became the first pitcher to string together three 20-win seasons since Hall of Famer Jim Palmer accomplished the feat from 1975-78...became just the second player in Oakland history to reel off three straight 20-win seasons since Catfish Hunter won 20 or more games during a four year stretch from 1971-74...was 4-0 in four postseason starts and earned World Series MVP honors...third



**1974 World Champion Oakland Athletics**

**1974 OAKLAND A's** – Front row: Jim "Catfish" Hunter, Dal Maxvill, Angel Mangual, Jim Holt; Second row: Bert Campaneris, Paul Lindblad, Vida Blue, Coach Bob Hofman, Coach Bobby Winkles, Manager Alvin Dark, Coach Wes Stock, Coach Jerry Adair, Sal Bando, Ted Kubiak, Billy North; Third row: Trainer Joe Romo, Traveling secretary Jim Bank, Herb Washington, Reggie Jackson, Jesus Alou, Dave Hamilton, Glenn Abbott, Joe Rudi, Ray Fosse, Dick Green, Phil Garner, Equipment manager Frank Ciencszyk; Top row: Claudell Washington, Gene Tenace, Larry Haney, Ken Holtzman, Rollie Fingers, John "Blue Moon" Odom, Darold Knowles

baseman Carney Lansford set an Oakland single-season record with a .336 batting average, which was the second best mark in the AL...offense received a tremendous boost when the team reacquired Oakland native Rickey Henderson in a trade with the New York Yankees on June 20th... Henderson hit .294 and reached base safely in 80 of the 85 games he played with Oakland down the stretch...tied Wade Boggs for the AL lead in runs scored (113) and topped the loop with a career high 126 walks...was named ALCS MVP after hitting .400 with 15 total bases, eight runs scored, five RBI and seven walks in five games vs. the Blue Jays...hit a combined .441 in nine postseason games... Dave Parker topped the team with 97

## The Championship Years, continued

RBI to go along with 22 home runs... McGwire ranked third in the AL with 33 home runs and ranked 10th in RBI (95)...Mike Gallego, who was thrust into the starting shortstop's role with Weiss sidelined for 65 games with an injury, finished the season with career highs in virtually every offensive category, including average (.252), runs (45), hits (90) home runs (3) and RBI (30)...Canseco, who won AL MVP honors the year before, missed the first 88 games of the season due to a stress fracture of the hook of the hamate bone in his left hand...despite missing the first half of the season, still managed to finish third on the team in homers (17) and fourth in RBI (57)...hit a tremendous home run in Game 4 of the ALCS off Mike Flanagan, a blast that carried into the fifth deck in Toronto's SkyDome.



**1989 OAKLAND A's** – In front: Bat Boy *Tori Lewis*, Bat Boy *Evan Mattraï*, Bat Boy *Brian Caskey*; Front row: *Mike Gallego*, *Jim Corsi*, *Felix Jose*, Hitting Coach *Merv Rettenmund*, First Base Coach *Dave McKay*, Third Base Coach *Rene Lachemann*, Manager *Tony La Russa*, Pitching Coach *Dave Duncan*, Bullpen Coach *Art Kusnyer*, Bench Coach *Tommy Reynolds*, *Glenn Hubbard*, *Matt Sinatro*, *Luis Polonia*, *Stan Javier*; Second row: Traveling Secretary *Mickey Morabito*, Equipment manager *Frank Ciensczyk*, *Jose Canseco*, *Storm Davis*, *Dennis Eckersley*, *Bob Welch*, *Carney Lansford*, *Mark McGwire*, *Eric Plunk*, *Dave Parker*, Trainer *Barry Weinberg*, Assistant Trainer *Larry Davis*; Top row: *Tony Phillips*, *Todd Burns*, *Brian Snyder*, *Dave Henderson*, *Ron Hassey*, *Greg Cadaret*, *Mike Moore*, *Dave Stewart*, *Walt Weiss*, *Gene Nelson*, *Terry Steinbach*, *Rick Honeycutt*, *Curt Young*

## ALL-TIME POSTSEASON RESULTS

### AMERICAN LEAGUE DIVISION SERIES

1981	Date	Site	W/L	Score	Winner	Loser	Save	Attendance
1	10/6	at Kansas City	W	4-0	NORRIS	LEONARD		40,592
2	10/7	at Kansas City	W	2-1	McCATTY	Jones		40,274
3	10/8	at Oakland	W	4-1	Langford	Gura	Beard	40,002
2000	Date	Site	W/L	Score	Winner	Loser	Save	Attendance
1	10/3	at Oakland	W	5-3	Heredia	Clemens	Isringhausen	47,360
2	10/4	at Oakland	L	0-4	Pettitte	Appier	Rivera	47,860
3	10/6	at New York	L	2-4	Hernandez	HUDSON	Rivera	56,606
4	10/7	at New York	W	11-1	Zito	Clemens		56,915
5	10/8	at Oakland	L	5-7	Stanton	Heredia	Rivera	41,170
2001	Date	Site	W/L	Score	Winner	Loser	Save	Attendance
1	10/10	at New York	W	5-3	Mulder	Clemens	Isringhausen	56,697
2	10/11	at New York	W	2-0	Hudson	Pettitte	Isringhausen	56,684
3	10/13	at Oakland	L	0-1	Mussina	Zito	Rivera	55,861
4	10/14	at Oakland	L	2-9	Hernandez	Lidle		43,681
5	10/15	at New York	L	3-5	Stanton	Mulder	Rivera	56,642
2002	Date	Site	W/L	Score	Winner	Loser	Save	Attendance
1	10/1	at Oakland	L	5-7	Radke	Lilly	Guardado	34,853
2	10/2	at Oakland	W	9-1	Mulder	Mays		31,953
3	10/4	at Minnesota	W	6-3	Zito	Reed	Koch	55,932
4	10/5	at Minnesota	L	2-11	Milton	Hudson		55,960
5	10/6	at Oakland	L	4-5	Radke	Mulder		32,146
2003	Date	Site	W/L	Score	Winner	Loser	Save	Attendance
1	10/1	at Oakland	W	5-4 (12)	Harden	Lowe		50,606
2	10/2	at Oakland	W	5-1	Zito	Wakefield		36,305
3	10/4	at Boston	L	1-3 (11)	Williamson	Harden		35,460
4	10/5	at Boston	L	4-5	Williamson	Foulke		35,048
5	10/6	at Oakland	L	3-4	Martinez	Zito	Lowe	49,397

2006	Date	Site	W/L	Score	Winner	Loser	Save	Attendance
1	10/3	at Minnesota	W	3-2	Zito	Santana	Street	55,542
2	10/4	at Minnesota	W	5-2	Calero	Neshek	Street	55,710
3	10/6	Minnesota	W	8-3	Haren	Radke		35,694

### AMERICAN LEAGUE CHAMPIONSHIP SERIES

1971	Date	Site	W/L	Score	Winner	Loser	Save	Attendance
1	10/3	at Baltimore	L	3-5	McNally	Blue	Watt	42,621
2	10/4	at Baltimore	L	1-5	CUELLAR	HUNTER		35,003
3	10/6	at Oakland	L	3-5	PALMER	Segui		33,176

1972	Date	Site	W/L	Score	Winner	Loser	Save	Attendance
1	10/7	at Oakland	W	3-2 (11)	Fingers	Lolich		29,536
2	10/8	at Oakland	W	5-0	ODOM	Fryman		31,088
3	10/10	at Detroit	L	0-3	COLEMAN	Holtzman		41,156
4	10/11	at Detroit	L	3-4 (10)	Hiller	Horlen		37,615
5	10/12	at Detroit	W	2-1	Odom	Fryman	Blue	50,276

1973	Date	Site	W/L	Score	Winner	Loser	Save	Attendance
1	10/6	at Baltimore	L	0-6	PALMER	Blue		41,279
2	10/7	at Baltimore	W	6-3	Hunter	McNally	Fingers	48,425
3	10/9	at Oakland	W	2-1 (11)	HOLTZMAN	CUELLAR		34,467
4	10/10	at Oakland	L	4-5	Jackson	Fingers		27,497
5	10/11	at Oakland	W	3-0	HUNTER	Alexander		24,265

1974	Date	Site	W/L	Score	Winner	Loser	Save	Attendance
1	10/5	at Oakland	L	3-6	Cuellar	Hunter		41,609
2	10/6	at Oakland	W	5-0	HOLTZMAN	McNally		42,810
3	10/8	at Baltimore	W	1-0	BLUE	PALMER		32,060
4	10/9	at Baltimore	W	2-1	Hunter	Cuellar	Fingers	28,136

1975	Date	Site	W/L	Score	Winner	Loser	Save	Attendance
1	10/4	at Boston	L	1-7	TIANT	Holtzman		35,578
2	10/5	at Boston	L	3-6	Moret	Fingers	Drago	35,578
3	10/7	at Oakland	L	3-5	Wise	Holtzman	Drago	49,358

1981	Date	Site	W/L	Score	Winner	Loser	Save	Attendance
1	10/13	at New York	L	1-3	John	Norris	Gossage	55,740
2	10/14	at New York	L	3-13	Frazier	McCatty		48,497
3	10/15	at Oakland	L	0-4	Righetti	Keough		47,302

1988	Date	Site	W/L	Score	Winner	Loser	Save	Attendance
1	10/5	at Boston	W	2-1	Honeycutt	HURST	Eckersley	34,104
2	10/6	at Boston	W	4-3	Nelson	Smith	Eckersley	34,605
3	10/8	at Oakland	W	10-6	Nelson	Boddicker	Eckersley	49,261
4	10/9	at Oakland	W	4-1	Stewart	Hurst	Eckersley	49,406

1989	Date	Site	W/L	Score	Winner	Loser	Save	Attendance
1	10/3	at Oakland	W	7-3	Stewart	Stieb		49,435
2	10/4	at Oakland	W	6-3	Moore	Stottlemire	Eckersley	49,444
3	10/6	at Toronto	L	3-7	Key	Davis		50,268
4	10/7	at Toronto	W	6-5	Welch	Flanagan	Eckersley	50,076
5	10/8	at Toronto	W	4-3	Stewart	Stieb	Eckersley	50,024

1990	Date	Site	W/L	Score	Winner	Loser	Save	Attendance
1	10/6	at Boston	W	9-1	Stewart	Andersen		35,192
2	10/7	at Boston	W	4-1	Welch	Harris	Eckersley	35,070
3	10/9	at Oakland	W	4-1	Moore	BODDICKER	Eckersley	49,026
4	10/10	at Oakland	W	3-1	Stewart	Clemens	Honeycutt	49,052

1992	Date	Site	W/L	Score	Winner	Loser	Save	Attendance
1	10/7	at Toronto	W	4-3	Russell	MORRIS	Eckersley	51,039
2	10/8	at Toronto	L	1-3	Cone	Moore	Henke	51,114
3	10/10	at Oakland	L	5-7	Guzman	Darling	Henke	46,911
4	10/11	at Oakland	L	6-7 (11)	Ward	Downs	Henke	47,732
5	10/12	at Oakland	W	6-2	STEWART	Cone		44,955
6	10/14	at Toronto	L	2-9	Guzman	Moore		51,335



## All-Time Postseason Results, continued

2006	Date	Site	W/L	Score	Winner	Loser	Save	Attendance
1	10/10	Detroit	L	1-5	Robertson	Zito		35,655
2	10/11	Detroit	L	5-8	Verlander	Loaiza	Jones	36,168
3	10/13	at Detroit	L	0-3	Rogers	Harden	Jones	41,669
4	10/14	at Detroit	L	3-6	Ledezma	Street		42,967

### WORLD SERIES

1905	Date	Site	W/L	Score	Winner	Loser	Save	Attendance
1	10/9	at Philadelphia	L	0-3	MATHEWSON	PLANK		17,955
2	10/10	at New York	W	3-0	BENDER	McGinnity		24,992
3	10/12	at Philadelphia	L	0-9	MATHEWSON	COAKLEY		10,991
4	10/13	at New York	L	0-1	MCGINNITY	PLANK		13,598
5	10/14	at New York	L	0-2	MATHEWSON	BENDER		24,187

1910	Date	Site	W/L	Score	Winner	Loser	Save	Attendance
1	10/17	at Philadelphia	W	4-1	BENDER	Overall		26,891
2	10/18	at Philadelphia	W	9-3	COOMBS	Brown		24,597
3	10/20	at Chicago	W	12-5	COOMBS	McIntire		26,210
4	10/22	at Chicago	L	3-4 (10)	Brown	BENDER		19,150
5	10/23	at Chicago	W	7-2	COOMBS	BROWN		27,374

1911	Date	Site	W/L	Score	Winner	Loser	Save	Attendance
1	10/14	at New York	L	1-2	MATHEWSON	BENDER		38,281
2	10/16	at Philadelphia	W	3-1	PLANK	Marquard		26,286
3	10/17	at New York	W	3-2 (11)	COOMBS	MATHEWSON		37,216
4	10/24	at Philadelphia	W	4-2	BENDER	Mathewson		24,355
5	10/25	at New York	L	3-4 (10)	Crandall	Plank		33,228
6	10/26	at Philadelphia	W	13-2	BENDER	Ames		20,485

1913	Date	Site	W/L	Score	Winner	Loser	Save	Attendance
1	10/7	at New York	W	6-4	BENDER	Marquard		36,291
2	10/8	at Philadelphia	L	0-3 (10)	MATHEWSON	PLANK		20,563
3	10/9	at New York	W	8-2	BUSH	Tesreau		36,896
4	10/10	at Philadelphia	W	6-5	BENDER	Demaree		20,568
5	10/11	at New York	W	3-1	PLANK	MATHEWSON		36,632

1914	Date	Site	W/L	Score	Winner	Loser	Save	Attendance
1	10/9	at Philadelphia	L	1-7	RUDOLPH	Bender		20,562
2	10/10	at Philadelphia	L	0-1	JAMES	PLANK		20,562
3	10/12	at Boston	L	4-5 (12)	James	BUSH		35,520
4	10/13	at Boston	L	1-3	RUDOLPH	Shawkey		34,365

1929	Date	Site	W/L	Score	Winner	Loser	Save	Attendance
1	10/8	at Chicago	W	3-1	EHMKE	Root		50,740
2	10/9	at Chicago	W	9-3	Earnshaw	Malone		49,987
3	10/11	at Philadelphia	L	1-3	BUSH	EARNSHAW		29,921
4	10/12	at Philadelphia	W	10-8	Rommel	Blake		29,921
5	10/14	at Philadelphia	W	3-2	Walberg	MALONE		29,921

1930	Date	Site	W/L	Score	Winner	Loser	Save	Attendance
1	10/1	at Philadelphia	W	5-2	GROVE	GRIMES		32,295
2	10/2	at Philadelphia	W	6-1	EARNSHAW	Rhem		32,295
3	10/4	at St. Louis	L	0-5	HALLAHAN	Walberg		36,944
4	10/5	at St. Louis	L	1-3	HAINES	GROVE		39,946
5	10/6	at St. Louis	W	2-0	Grove	GRIMES		38,844
6	10/8	at Philadelphia	W	7-1	EARNSHAW	Hallahan		32,295

1931	Date	Site	W/L	Score	Winner	Loser	Save	Attendance
1	10/1	at St. Louis	W	6-2	GROVE	Derringer		38,529
2	10/2	at St. Louis	L	0-2	HALLAHAN	EARNSHAW		35,947
3	10/5	at Philadelphia	L	2-5	GRIMES	Grove		32,295
4	10/6	at Philadelphia	W	3-0	EARNSHAW	Johnson		32,295
5	10/7	at Philadelphia	L	1-5	HALLAHAN	Hoyt		32,295
6	10/9	at St. Louis	W	8-1	GROVE	Derringer		39,401
7	10/10	at St. Louis	L	2-4	Grimes	Earnshaw		20,805

1972	Date	Site	W/L	Score	Winner	Loser	Save	Attendance
1	10/14	at Cincinnati	W	3-2	Holtzman	Nolan	Blue	52,918
2	10/15	at Cincinnati	W	2-1	Hunter	Grimsley	Fingers	53,244
3	10/18	at Oakland	L	0-1	Billingham	Odom	Carroll	49,410
4	10/19	at Oakland	W	3-2	Fingers	Carroll		49,410
5	10/20	at Oakland	L	4-5	Grimsley	Fingers	Billingham	49,410
6	10/21	at Cincinnati	L	1-8	Grimsley	Blue	Hall	52,737
7	10/22	at Cincinnati	W	3-2	Hunter	Grimsley	Borbon	56,040
1973	Date	Site	W/L	Score	Winner	Loser	Save	Attendance
1	10/13	at Oakland	W	2-1	Holtzman	Matlack	Knowles	46,021
2	10/14	at Oakland	L	7-10 (12)	McGraw	Fingers	Stone	49,151
3	10/16	at New York	W	3-2 (11)	Lindblad	Parker	Fingers	54,817
4	10/17	at New York	L	1-6	Matlack	Holtzman	Sadecki	54,817
5	10/18	at New York	L	0-2	Koosman	Blue	McGraw	54,817
6	10/20	at Oakland	W	3-1	Hunter	Seaver	Fingers	49,333
7	10/21	at Oakland	W	5-2	Holtzman	Matlack	Knowles	49,333
1974	Date	Site	W/L	Score	Winner	Loser	Save	Attendance
1	10/12	at Los Angeles	W	3-2	Fingers	Messersmith	Hunter	55,974
2	10/13	at Los Angeles	L	2-3	Sutton	Blue	Marshall	55,989
3	10/15	at Oakland	W	3-2	Hunter	Downing		49,347
4	10/16	at Oakland	W	5-2	Holtzman	Messersmith	Fingers	49,347
5	10/17	at Oakland	W	3-2	Odom	Marshall	Fingers	49,347
1988	Date	Site	W/L	Score	Winner	Loser	Save	Attendance
1	10/15	at Los Angeles	L	4-5	Pena	Eckersley		55,983
2	10/16	at Los Angeles	L	0-6	HERSHISER	Davis		56,051
3	10/18	at Oakland	W	2-1	Honeycutt	Howell		49,316
4	10/19	at Oakland	L	3-4	Belcher	Stewart	Howell	49,317
5	10/20	at Oakland	L	2-5	HERSHISER	Davis		49,317
1989	Date	Site	W/L	Score	Winner	Loser	Save	Attendance
1	10/14	at Oakland	W	5-0	STEWART	Garrelts		49,385
2	10/15	at Oakland	W	5-1	Moore	Reuschel		49,388
3	10/27	at San Francisco	W	13-7	Stewart	Garrelts		62,038
4	10/28	at San Francisco	W	9-6	Moore	Robinson	Eckersley	62,032
1990	Date	Site	W/L	Score	Winner	Loser	Save	Attendance
1	10/16	at Cincinnati	L	0-7	Rijo	Stewart		55,830
2	10/17	at Cincinnati	L	4-5 (10)	Dibble	Eckersley		55,832
3	10/19	at Oakland	L	3-8	Browning	Moore		48,269
4	10/20	at Oakland	L	1-2	Rijo	STEWART	Myers	48,613

Capitals denote complete game.

## MOST RECENT TRADES WITH EACH TEAM

<b>Arizona</b>	Acquired OF Conor Jackson and cash for minor league P Sam Demel, June 15, 2010.
<b>Atlanta</b>	Acquired P Joey Devine and P Jamie Richmond for OF Mark Kotsay and cash considerations, January 14, 2008.
<b>Baltimore</b>	Acquired minor league P Ross Wolf and cash for C/IF Jake Fox, June 22, 2010.
<b>Boston</b>	Acquired minor league P Fabian Williamson for IF Eric Patterson, June 26, 2010.
<b>Chicago-AL</b>	Acquired OF Ryan Sweeney, LHP Gio Gonzalez and RHP Fautino De Los Santos for OF Nick Swisher, January 3, 2008.
<b>Chicago-NL</b>	Acquired IF Jake Fox, IF Aaron Miles and cash for P Jeff Gray, minor league P Ronny Morla and minor league OF Matt Spencer, December 3, 2009.
<b>Cincinnati</b>	Acquired IF Adam Rosales and OF Willy Taveras for IF Aaron Miles and a player to be named later, February 2, 2010.
<b>Cleveland</b>	Acquired P Roy Smith for cash considerations on November 13, 2002.
<b>Colorado</b>	Acquired minor league P Ethan Hollingsworth for P Clayton Mortensen, January 24, 2011.
<b>Detroit</b>	Acquired P Jeff Weaver for IF Carlos Pena, minor league P Franklyn German and a player to be named later (P Jeremy Bonderman on Aug. 22) on July 5, 2002; trade was part of a three-team deal in which the A's traded Weaver to New York-AL for P Ted Lilly and minor leaguers John-Ford Griffin and Jason Arnold).
<b>Florida</b>	Acquired P Mark Redman for P Mike Neu and minor league P Bill Murphy on December 16, 2003
<b>Houston</b>	Acquired P Kirk Saarloos for P Chad Harville on April 17, 2004.
<b>Kansas City</b>	Acquired OF David DeJesus for P Vin Mazzaro and minor league P Justin Marks, November 10, 2010.

## Most Recent Trades With Each Team, continued

<b>Los Angeles-AL</b>	Acquired P Omar Olivares and IF Randy Velarde for minor leaguers OF Jeff DaVanon, OF Nathan Haynes and P Elvin Nina on July 21, 1999.
<b>Los Angeles-NL</b>	Acquired OF Milton Bradley and IF Antonio Perez in exchange for OF Andre Ethier, December 13, 2005
<b>Milwaukee</b>	Acquired IF Keith Ginter for P Justin Lehr and OF Nelson Cruz, December 15, 2004.
<b>Minnesota</b>	Acquired minor league IF Tyler Ladendorf for IF Orlando Cabrera, July 31, 2009
<b>New York-AL</b>	Acquired P Chris Hammond for P Eduardo Sierra and minor league INF J.T. Stotts on December 18, 2003
<b>New York-NL</b>	Acquired P Frank Brooks for a player to be named later on December 15, 2003
<b>Philadelphia</b>	Acquired IF Adrian Cardenas, P Josh Outman and OF Matt Spencer for P Joe Blanton, July 17, 2008.
<b>Pittsburgh</b>	Acquired C Jason Kendall and cash in exchange for P Mark Redman, P Arthur Rhodes and cash, November 27, 2004.
<b>St. Louis</b>	Acquired P Clayton Mortensen and minor league IF Brett Wallace and OF Shane Patterson for OF Matt Holliday, July 24, 2009
<b>San Diego</b>	Acquired IF Kevin Kouzmanoff and minor league IF Eric Sogard for OF Scott Hairston and OF Aaron Cunningham, January 16, 2010
<b>San Francisco</b>	Acquired OF Ernest Riles for OF Darren Lewis and minor league P Pedro Pena on December 4, 1990.
<b>Seattle</b>	Acquired minor league P Justin Souza for IF Jack Hannahan, July 11, 2009
<b>Tampa Bay</b>	Acquired OF Ryan Goleski in exchange for cash considerations, December 7, 2006.
<b>Texas</b>	Acquired P Guillermo Moscoso for minor league P Ryan Kelly, January 8, 2011.
<b>Toronto</b>	Acquired minor league Ps Trystan Magnuson and Daniel Farquhar for OF Rajai Davis, Nov. 17, 2010.
<b>Washington</b>	Acquired OF Josh Willingham for P Henry Rodriguez and OF Corey Brown, December 16, 2010.

## ATHLETICS ALL-TIME ROSTER

<b>A</b>	Archer, Jim..... 1961-62	Barrett, Dick..... 1933	Bertoia, Reno..... 1961
Abad, Andy..... 2001	Armas, Marcos..... 1993	Barry, Hardin..... 1912	Besse, Herman. 1940-43, 46
Abbott, Glenn..... 1973-76	Armas, Tony..... 1977-82	Barry, Jack..... 1908-15	Bettendorf, Jeff..... 1984
Abbott, Kurt..... 1993, 98	Armbruster, Harry..... 1906	Barthold, John..... 1904	Bevan, Hal..... 1952, 55
Aber, Al..... 1957	Armstrong, George..... 1946	Bartley, Bill..... 1906-07	Biasatti, Hank..... 1949
Abernathy, Tal..... 1942-44	Armstrong, Howard..... 1911	Bartling, Irv..... 1938	Bigbee, Lyle..... 1920
Acosta, Merito..... 1918	Arndt, Larry..... 1989	Barton, Daric..... 2007-10	Binks, George..... 1947-48
Acre, Mark..... 1994-97	Arntzen, Ori..... 1943	Barton, Harry..... 1905	Birtsas, Tim..... 1985-86
Adams, Dick..... 1947	Arroyo, Fernando.... 1982, 86	Bass, Norm..... 1961-63	Bishop, Bill..... 1921
Adams, Mike..... 1978	Astroth, Joe... 1945-46, 50-56	Bates, Charlie..... 1927	Bishop, Charlie..... 1952-55
Adams, Willie..... 1918-19	Atherton, Keith..... 1983-86	Bates, Ray..... 1917	Bishop, Max..... 1924-33
Adams, Willie..... 1996-97	Atkins, Tommy..... 1909-10	Bathe, Bill..... 1986	Bitker, Joe..... 1990
Adkins, Dick..... 1942	Azcue, Joe..... 1962-63	Batista, Tony..... 1996-97	Black, Don..... 1943-45
Afenir, Troy..... 1990-91		Battle, Allen..... 1996	Blackwell, Ewell..... 1955
Aker, Jack..... 1964-68	<b>B</b>	Batton, Chris..... 1976	Blaeholder, George..... 1935
Akerfelds, Darel..... 1986	Babe, Loren..... 1953	Bauer, Hank..... 1960-61	Blair, Buddy..... 1942
Aldrete, Mike..... 1993-95	Babich, Johnny..... 1940-41	Bauer, Lou..... 1918	Blake, Ed..... 1957
Alexander, Gary..... 1978	Babitt, Shooty..... 1981	Baumgartner, Stan... 1924-26	Blanchard, Johnny..... 1965
Alexander, Matt..... 1975-77	Bacon, Eddie..... 1917	Baxes, Mike..... 1956, 58	Blanco, Gil..... 1966
Allen, Bob..... 1919	Bagwell, Bill..... 1925	Baylor, Don..... 1976, 88	Blankenship, Lance 1988-93
Allen, Dick..... 1977	Bahnsen, Stan..... 1975-77	Beane, Billy..... 1989	Blanton, Joe..... 2004-08
Allison, Dana..... 1991	Bailey, Andrew..... 2009-10	Beard, Dave..... 1980-83	Blasingame, Don..... 1966
Almon, Bill..... 1983-84	Bailey, Gene..... 1917	Becker, Rich..... 1999-00	Bleflary, Curt..... 1971-72
Alou, Felipe..... 1970-71	Baines, Harold..... 1990-92	Beckmann, Bill..... 1939-42	Blemker, Ray..... 1960
Alou, Jesus..... 1973-74	Bair, Doug..... 1977, 86	Belitz, Todd..... 2000	Blevins, Jerry..... 2007-10
Alou, Matty..... 1972	Baisley, Jeff..... 2008	Bell, Kevin..... 1982	Blowers, Mike..... 1998
Alston, Dell..... 1978	Baker, Bock..... 1901	Bella, Zeke..... 1959	Blue, Bert..... 1908
Alusik, George..... 1962-64	Baker, Dusty..... 1985-86	Bellhorn, Mark..... 1997-98,	Blue, Vida..... 1969-77
Alyea, Brant..... 1972	Baker, Frank..... 1908-14	00-01	Boak, Chet..... 1960
Ambler, Wayne..... 1937-39	Baker, Neal..... 1927	Bender, Chief..... 1903-14	Boardman, Charlie. 1913-14
Ancker, Walter..... 1915	Baker, Scott..... 1995	Benson, Vern..... 1943, 46	Bocachica, Hiram... 2005-07
Anderson, Brett..... 2009-10	Baker, Steve..... 1982-83	Benton, Al..... 1934-35	Bochte, Bruce..... 1984-86
Anderson, Dwain.... 1971-72	Bando, Chris..... 1989	Berger, Johnny..... 1922	Bodie, Ping..... 1917
Anderson, Walter.... 1917, 19	Bando, Sal..... 1966-76	Bernazard, Tony..... 1987	Boever, Joe..... 1993
Andrews, Elbert..... 1925	Bankston, Everett..... 1915	Bernhard, Bill..... 1901-02	Bogle, Warren..... 1968
Andrews, Mike..... 1973	Bankston, Wes..... 2008	Berroa, Geronimo... 1994-97	Bohen, Pat..... 1913
Andujar, Joaquin.... 1986-87	Barbee, Dave..... 1926	Berry, Charlie..... 1925,	Boley, Joe..... 1927-32
Appier, Kevin..... 1999-00	Barna, Babe..... 1937-38	34-36, 38	Bollweg, Don..... 1954-55
Applegate, Fred..... 1904	Barr, Scotty..... 1908-09	Berry, Claude..... 1906-07	Bonner, Frank..... 1902
Archer, Fred..... 1936-37	Barrett, Bill..... 1921	Berry, Joe..... 1944-46	Bonser, Boof..... 2010

Boone, Dan.....	1919	Burgo, Bill.....	1943-44	Chapman, Fred.....	1939-41	Cox, Glenn.....	1955-58
Boone, Ray.....	1959	Burke, Glenn.....	1978-79	Chapman, John.....	1924	Cox, Jeff.....	1980-81
Bordi, Rich.....	1980-81, 88	Burnette, Wally.....	1956-58	Chapman, Sam.....	1938-41,	Coyne, Toots.....	1914
Bordick, Mike.....	1990-96	Burns, Dennis.....	1923-24		45-51	Crabb, Roy.....	1912
Bosetti, Rick.....	1981-82	Burns, George..	1918-20, 29	Charles, Ed.....	1962-67	Craddock, Walt..	1955-56, 58
Bosman, Dick.....	1975-76	Burns, Joe.....	1944-45	Chavarria, Ossie.....	1966-67	Craig, George.....	1907
Bostick, Henry.....	1915	Burns, Todd.....	1988-91	Chavez, Eric.....	1998-2010	Cramer, Bobby.....	2010
Bournigal, Rafael...	1996-98	Burnis, Ray.....	1984	Chiti, Harry.....	1958-60	Cramer, Doc.....	1929-35
Bourque, Pat.....	1973-74	Burroughs, Jeff.....	1982-84	Chitren, Steve.....	1990-91	Crane, Sam.....	1914-16
Bowen, Rob.....	2007-08	Burrows, John.....	1943	Chouinard, Bobby.....	1996	Crawford, Willie.....	1977
Bowers, Cedrick.....	2010	Burrus, Dick.....	1919-20	Christenson, Ryan..	1998-01	Crimian, Jack.....	1956
Bowie, Jim.....	1994	Burtschy, Moe.....	1950-51,	Christopher, Russ..	1942-47	Crisp, Coco.....	2010
Bowie, Micah.....	2002-03		54-56	Cias, Darryl.....	1983	Crosin, Jim.....	1929
Bowles, Charlie.....	1943, 45	Busch, Ed.....	1943-45	Cicero, Joe.....	1945	Cronby, Bobby.....	2003-09
Bowlin, Weldon.....	1967	Buschhorn, Don.....	1965	Cihocki, Ed.....	1932-33	Cross, Lave.....	1901-05
Bowman, Joe.....	1932	Bush, Joe.....	1912-17, 28	Cimoli, Gino.....	1962-64	Cross, Monte.....	1902-07
Bowsfield, Ted.....	1963-64	Buxton, Ralph.....	1938	Ciola, Lou.....	1943	Crowell, Cap.....	1915-16
Boyd, Bob.....	1961	Bynum, Freddie.....	2005	Cipriani, Frank.....	1961	Crowson, Woody.....	1945
Boyer, Clete.....	1955-57	Byrd, Harry.....	1950, 52-53	Cissell, Bill.....	1937	Cruthers, Press.....	1913-14
Boyer, Cloyd.....	1955	Byrnes, Eric.....	2000-05	Clark, Allie.....	1951-53	Cruz, Fausto.....	1994-95
Braden, Dallas.....	2007-10	Byrnes, Jim.....	1906	Clark, Doug.....	2006	Cruz, Juan.....	2005
Bradford, Bill.....	1956			Clark, Jermaine.....	2005	Cullen, Tim.....	1972
Bradford, Chad.....	2001-04	<b>C</b>		Clark, Ron.....	1971-72	Culler, Dick.....	1936
Bradley, Bert.....	1983	Cabrera, Orlando.....	2009	Claset, Gowell.....	1933	Cunningham, Aaron	2008-09
Bradley, Milton.....	2006-07	Cadaret, Greg.....	1987-89	Clinton, Lou.....	1965	Cunningham, Mike.....	1906
Bradshaw, Dallas.....	1917	Cahill, Trevor.....	2009-10	Clyde, Tom.....	1943	Curry, Jim.....	1909
Brancato, Al.....	1939-41, 45	Cain, Sugar.....	1932-35	Coakley, Andy.....	1902-06	Cust, Jack.....	2007-10
Branom, Dud.....	1927	Calero, Kiko.....	2005-08	Cobb, Ty.....	1927-28		
Brant, Marshall.....	1983	Caligiuri, Fred.....	1941-42	Cochrane, Mickey..	1925-33		
Brazil, Frank.....	1921-22	Callahan, Ben.....	1983	Codioli, Chris.....	1982-87	<b>D</b>	
Breckinridge, Bill.....	1929	Callaway, Frank.....	1921-22	Colangelo, Mike.....	2002	D'Acquisto, John.....	1982
Breslow, Craig.....	2009-10	Camacho, Ernie.....	1980	Colavito, Rocky.....	1964	Daley, Bud.....	1958-61
Bressler, Rube.....	1914-16	Cameron, Kevin.....	2009	Colbert, Nate.....	1976	Daley, Pete.....	1960
Brewer, Billy.....	1997	Campaneris, Bert...	1964-76	Coleman, Ed.....	1932-35	Daley, Tom.....	1913-14
Brickley, George.....	1913	Campbell, Kevin.....	1991-93	Coleman, Ed.....	1932-35	Daly, Bert.....	1903
Briggs, John.....	1960	Candiotti, Tom.....	1998-99	Coleman, Joe.....	1942,	Damon, Johnny.....	2001
Briscoe, John.....	1991-96	Canseco, Jose.....	1985-92, 97		46-51, 53	Damrau, Harry.....	1915
Brissie, Lou.....	1947-51	Canseco, Ozzie.....	1990	Coleman, Joe.....	1977-78	Daney, Art.....	1928
Brito, Tilson.....	1997	Cantrell, Guy.....	1927	Coleman, Ray.....	1948	Danforth, Dave.....	1911-12
Broberg, Pete.....	1978	Carey, Andy.....	1960-61	Coleman, Rip.....	1957, 59	Danner, Buck.....	1915
Brooks, Bobby.....	1969-72	Carr, Charlie.....	1901	Collamore, Allan.....	1911	Darling, Ron.....	1991-95
Brosius, Scott.....	1991-97	Carrasquel, Chico.....	1958	Collins, Dave.....	1985	Davalillo, Vic.....	1973-74
Brothers, Art.....	1906	Carrroll, Doc.....	1916	Collins, Eddie.....	1906-14,	DaVanon, Jeff.....	2007
Brown, Andrew.....	2007-08	Carroll, Tom.....	1959		27-30	Davidson, Claude.....	1918
Brown, Boardwalk...	1911-14	Carson, Matt.....	2009-10	Collins, Eddie...	1939, 41-42	Davies, Chick.....	1914-15
Brown, Darrell.....	1982	Carter, Chris.....	2010	Collins, Jimmy.....	1907-08	Davis, Bob.....	1958, 60
Brown, Dee.....	2007	Carter, Nick.....	1908	Collins, Zip.....	1921	Davis, Bud.....	1915
Brown, Emil.....	2008	Carter, Sol.....	1931	Cone, Bob.....	1915	Davis, Crash.....	1940-42
Brown, Jeremy.....	2006	Carty, Rico.....	1973, 78	Conigliaro, Billy.....	1973	Davis, Harry. 1901-11,	13-17
Brown, Jim.....	1916	Cascarella, Joe.....	1934-35	Connelly, Bill.....	1945	Davis, Mike.....	1980-87
Brown, Larry.....	1971-72	Casilla, Santiago.....	2004-09	Connelly, Steve.....	1998	Davis, Rajai.....	2008-10
Brown, Norm.....	1943, 46	Caster, George.....	1934-35,	Conrad, Brooks.....	2008	Davis, Storm.....	1987-89, 93
Brown, Ollie.....	1972		37-40	Conroy, Bill.....	1935-37	Davis, Tod.....	1949, 51
Browne, Jerry.....	1992-93	Castiglia, Jim.....	1942	Conroy, Tim.....	1978, 82-85	Davis, Tommy.....	1970-71
Bruce, Lou.....	1904	Castillo, Alberto.....	2005	Consolo, Billy.....	1962	Dawley, Bill.....	1989
Brucker, Earle...	1937-40, 43	Castro, Luis.....	1902	Conway, Owen.....	1915	Dean, Chubby.....	1936-41
Brucker, Earle.....	1948	Castro, Ramon.....	2004	Coombs, Bobby.....	1933	Del Greco, Bobby...	1961-63
Bruggy, Frank.....	1922-24	Cater, Danny.....	1966-69	Coombs, Jack.....	1906-14	Delsing, Jim.....	1960
Brumley, Mike.....	1994	Caudill, Bill.....	1984, 87	Cooper, Pat.....	1946-47	DeMaestri, Joe.....	1953-59
Brunet, George.....	1956-57,	Caulfield, Jake.....	1946	Corcoran, Art.....	1915	DeMars, Billy.....	1948
	59-60	Causey, Wayne.....	1961-66	Corsi, Jim.....	1988-89,	Denorfia, Chris.....	2008-09
Bryan, Billy.....	1961-66	Ceccarelli, Art.....	1955-56		92, 95-96	Derrick, Claud.....	1910-12
Bryant, Derek.....	1979	Cepeda, Orlando.....	1972	Cosey, Ray.....	1980	Derry, Russ.....	1946
Buck, Travis.....	2007-10	Cerv, Bob.....	1957-60	Cottrell, Ensign.....	1913	Desautels, Gene.....	1946
Budaska, Mark.....	1978, 81	Cey, Ron.....	1987	Coughtry, Marlan.....	1962	DeShong, Jimmie.....	1932
Bullock, Red.....	1936	Chalk, Dave.....	1979	Courtney, Clint.....	1961	Devine, Joey.....	2008
Burgmeier, Tom.....	1983-84	Chant, Charlie.....	1975	Coveleski, Stan.....	1912	Dickson, Jim.....	1965-66
				Covington, Wes.....	1961	Dickson, Murry.....	1958-59

## Athletics All-Time Roster, continued

Dietrich, Bill... 1933-36, 47-48	Engle, Charlie.....1925-26	Freitas, Tony.....1932-33	Graff, Milt.....1957-58
Dillingler, Bob.....1950	Epps, Hal.....1944	French, Pat.....1917	Grant, Mudcat.....1970-71
Dilone, Miguel.....1978-79	Epstein, Mike.....1971-72	French, Walter...1923, 25-29	Gray, Dolly.....1924-27
DiNardo, Lenny.....2007-08	Eschen, Larry.....1942	Fricano, Marion.....1952-55	Gray, Jeff.....2008-09
DiTmar, Art...1954-56, 61-62	Esposito, Sammy.....1963	Fritz, Charlie.....1907	Gray, Johnny.....1954-55
Divis, Moxie.....1916	Essegian, Chuck...1961, 63	Fritz, Harry.....1913	Green, Dick.....1963-74
Dixon, Sonny.....1954-55	Essian, Jim.....1978-80, 84	Fuentes, Tito.....1978-78	Green, Joe.....1924
Dobson, Chuck. 1966-71, 73	Estalella, Bobby.1943-45, 49	Fuhrman, Ollie.....1922	Gregg, Vean.....1918
Dolan, Joe.....1901	Etherton, Seth.....2005	Fulghum, Dot.....1921	Grevelt, Bill.....1919
Donahue, Pat.....1910	Etten, Nick.....1938-39	Fultz, Dave.....1901-02	Grieve, Ben.....1997-00
Donaldson, John...1966-70,	Eveland, Dana.....2008-09	Furmaniak, J.J.....2007	Griffeth, Lee.....1946
74	Everidge, Tommy.....2009	Fyhrie, Mike.....2001-02	Griffin, Alfredo.....1985-87
Donaldson, Josh.....2010	Ewoldt, Art.....1919		Griffin, Ivy.....1919-21
Dotel, Octavio.....2004-05		<b>G</b>	Griffin, Pug.....1917
Dougherty, Jim.....1998	<b>F</b>	Galan, Augie.....1949	Grilli, Guido.....1966
Dowd, Snooks.....1919	Fagan, Everett.....1943, 46	Gallagher, Sean.....2008-09	Grim, Bob.....1958-59, 62
Downing, Al.....1970	Fahey, Frank.....1918	Gallego, Mike...1985-91, 95	Grimes, Oscar.....1946
Downs, Kelly.....1992-93	Fahey, Howard.....1912	Galloway, Chick.....1919-27	Grimm, Charlie.....1916
Doyle, Brian.....1981	Fain, Ferris.....1947-52	Ganley, Bob.....1909	Groh, Lew.....1919
Doyle, Carl.....1935-36	Fairbank, Jim.....1903-04	Gant, Ron.....2001, 03	Groom, Buddy.....1996-99
Dozier, Tom.....1986	Fairly, Ron.....1976	Gantenbein, Joe.....1939-40	Gross, Gabe.....2010
Drabowsky, Moe.....1962-65	Falkenberg, Cy.....1917	Garbark, Bob.....1944	Gross, Wayne...1976-83, 86
Drake, Larry.....1945	Fanovich, Frank.....1953	Garciparra, Nomar.....2009	Groth, Johnny.....1956-57
Dressendorfer, Kirk.....1991	Farmer, Ed.....1983	Gardner, Larry.....1918	Grove, Lefty.....1925-33
Driscoll, Jim.....1970	Fasano, Sal.....2000-01	Gardner, Rob.....1971, 73	Grover, Roy.....1916-17, 19
Driscoll, Michael.....1916	Fazio, Ernie.....1966	Garner, Phil.....1973-76	Grunwald, Al.....1959
Drumright, Keith.....1981	Fermin, Ramon.....1995	Garrett, Adrian.....1971-72	Grzenda, Joe.....1964, 66
Duchscherer, Justin2003-08,	Fernandez, Frank...1970-71	Garrison, Ford.....1944-46	Guerra, Mike.....1947-50
10	Ferrazzi, Bill.....1935	Garrison, Webster.....1996	Guerrero, Mario.....1978-80
Duckworth, Jim.....1966	Ferrick, Tom.....1941	Garver, Ned.....1957-60	Guillen, Jose.....2003
Dugan, Joe.....1917-21	Fetters, Mike.....1998	Gassaway, Charlie.....1945	Guintini, Ben.....1950
Duggleby, Bill.....1902	Fetzer, Willy.....1906	Gates, Brent.....1993-96	Gumpert, Randy.....1936-38
Duliba, Bob.....1967	Figueroa, Ed.....1981	Gaudin, Chad...2006-08, 10	Guthrie, Mark.....2001
Duncan, Dave...1964, 67-72	Fikac, Jeremy.....2003	Gautreau, Doc.....1925	Guzman, Johnny...1991-92
Duncan, Taylor.....1978	Files, Eddie.....1908	Geary, Bob.....1918-19	
Dunning, Steve.....1977	Fillingim, Dana.....1915	Geier, Phil.....1901	
Durazo, Erubiel...2003-05	Fingers, Rollie.....1968-76	Gentile, Jim.....1964-65	<b>H</b>
Duren, Ryne.....1957	Finigan, Jim.....1954-56	George, Alex.....1955	Haas, Bruno.....1915
Durham, Ray.....2002	Fink, Herman.....1935-37	George, Greek.....1945	Haas, Moose.....1986-87
Duser, Carl.....1956, 58	Finney, Lou.....1931, 33-39	Gerkin, Steve.....1945	Haas, Mule.....1928-32, 38
Dye, Jermaine.....2001-04	Florentino, Jeff.....2008	German, Esteban...2002-04	Hadley, Bump.....1941
Dygart, Jimmy.....1905-10	Fischer, Bill.....1961-63	Giambi, Jason...1995-01, 09	Hadley, Kent.....1958-59
Dykes, Jimmie.....1918-32	Flater, Jack.....1908	Giambi, Jeremy.....2000-02	Haefner, Bill.....1915
	Fletcher, Paul.....1996	Gibson, Charlie.....1924	Hairston, Scott.....2009
<b>E</b>	Flick, Elmer.....1902	Giebel, Joe.....1913	Halama, John.....2003
Earnshaw, George..1928-33	Flick, Lew.....1943-44	Giel, Paul.....1961	Hale, Sammy.....1923-29
Easterling, Paul.....1938	Floh, Mort.....1934	Giese, Dan.....2009	Haley, Ray.....1916-17
Eaves, Vallie.....1935	Flores, Jesse.....1943-47	Giggie, Bob.....1960, 62	Hall, Dick.....1960
Eccles, Harry.....1915	Flores, Jose.....2002	Ginsberg, Joe.....1956	Hall, Irv.....1943-46
Eckersley, Dennis...1987-95	Flores, Ron.....2005-07	Ginter, Keith.....2005	Halsey, Brad.....2006
Eckert, Charlie..1919-20, 22	Flythe, Stu.....1936	Giordano, Tommy.....1953	Hamilton, Dave.....1972-75,
Eddy, Chris.....1995	Foiles, Hank.....1960	Giusti, Dave.....1977	79-80
Edgerton, Bill.....1966-67	Fosse, Ray.....1973-75	Glass, Tom.....1925	Hamilton, Tom.....1952-53
Edwards, Doc.....1963-65	Foulke, Keith.....2003, 08	Glynn, Ryan.....2005	Hamlin, Ken.....1960
Edwards, Mike.....1978-80	Fowler, Dick. 1941-42, 45-52	Gonzalez, Carlos.....2008	Hamlin, Luke.....1944
Edwards, Mike.....2003	Fox, Eric.....1992-94	Gonzalez, Edgar.....2009	Hammond, Chris.....2004
Edwards, Ralph.....1915	Fox, Jack.....1908	Gonzalez, Gio.....2008-10	Hammer, Granny.....1962
Egan, Ben.....1908, 12	Fox, Jake.....2010	Gonzalez, Orlando.....1980	Hancken, Buddy.....1940
Ehmke, Howard.....1926-30	Fox, Nellie.....1947-49	Gooch, Lee.....1917	Hancock, Garry.....1983-84
Elliott, Randy.....1980	Foxx, Jimmie.....1925-35	Goodwin, Danny.....1982	Handley, Gene.....1946-47
Ellis, Dock.....1977	Francona, Tito.....1969-70	Gorman, Tom.....1955-59	Handrahan, Vern...1964, 66
Ellis, Mark...2002-03, 05-10	Franks, Herman.....1947-48	Gosger, Jim.....1966-68	Haney, Larry 1969-70, 72-76
Ely, Bones.....1901	Fraser, Chick.....1901	Gossage, Rich.....1992-93	Hankins, Jay.....1961, 63
Embree, Alan.....2007-08	Freeman, Harvey.....1921	Grabarkewitz, Billy.....1975	Hanna, Preston.....1982
Emerson, Chester...1911-12	Freeman, Mark.....1959	Grabowski, Jason...2002-03	Hannah, Jack.....2007-09
			Hannifin, Jack.....1906

Harang, Aaron ..... 2002-03  
Harden, Rich ..... 2003-08  
Haren, Dan ..... 2005-07  
Harikkala, Tim ..... 2005  
Harkey, Mike ..... 1995  
Harper, Brian ..... 1987-95  
Harper, Jack ..... 1915  
Harper, Tommy ..... 1975  
Harrell, Slim ..... 1912  
Harrelson, Ken ..... 1963-67  
Harrington, Bill .. 1953, 55-56  
Harris, Bob ..... 1942  
Harris, Bubba ... 1948-49, 51  
Harris, Lum ..... 1941-44, 46  
Harris, Reggie ..... 1990-91  
Harris, Spencer ..... 1930  
Harrison, Tom ..... 1965  
Harriss, Slim ..... 1920-26  
Hartsel, Topsy ..... 1902-11  
Harville, Chad ..... 1999, 01,  
03-04  
Hassey, Ron ..... 1988-90  
Hassler, Joe ..... 1928-29  
Hasson, Gene ..... 1937-38  
Hasty, Bob ..... 1919-24  
Hatteberg, Scott ..... 2002-05  
Haight, Gary ..... 1997  
Hauser, Joe 1922-24, 26, 28  
Hausmann, Clem ..... 1949  
Hawkins, Andy ..... 1991  
Hayden, Jack ..... 1901  
Hayes, Frankie ..... 1933-34,  
36-42, 44-45  
Haynes, Jimmy ..... 1997-99  
Healy, Thomas ..... 1915-16  
Heath, Mike ..... 1979-85  
Heaverlo, Dave. 1978-79, 81  
Heffner, Don ..... 1943  
Hegan, Mike ..... 1971-73  
Heimach, Fred ..... 1920-26  
Heimuller, Gorman 1983-84

Heitmuller, Heinie .... 1909-10  
Held, Woodie ..... 1957-58  
Helfand, Eric ..... 1993-95  
Hemond, Scott ..... 1989-94  
Henderson, Dave ..... 1988-93  
Henderson, Rickey . 1979-84,  
89-95, 98  
Henderson, Steve ... 1985-87  
Hendrick, George ..... 1971-72  
Henley, Weldon ..... 1903-05  
Herbert, Ray ..... 1955, 58-61  
Heredia, Gil ..... 1998-01  
Hermida, Jeremy ..... 2010  
Hernandez, Fernando.. 2008  
Hernandez, Ramon . 1999-03  
Herrera, Jose ..... 1995-96  
Herriague, Troy ..... 1956  
Hershberger, Mike .. 1965-69  
Herzog, Whitey ..... 1958-60  
Hesselbacher, George.. 1916  
Heusser, Ed ..... 1940  
Heving, Johnnie ..... 1931-32  
Hickman, Jesse ..... 1965-66  
Higgins, Pinky ... 1930, 33-36  
High, Charlie ..... 1919-20  
Hiljus, Erik ..... 2001-02  
Hill, Dave ..... 1957  
Hill, Donnie ..... 1983-86  
Hill, Jesse ..... 1937  
Hill, Red ..... 1917  
Hillegas, Shawn ..... 1992-93  
Hilley, Ed ..... 1903  
Hinch, A.J. .... 1998-00  
Hitchcock, Billy ..... 1950-52  
Hoffman, Danny ..... 1903-06  
Hogan, Willie ..... 1911  
Holborow, Wally ..... 1948  
Holliday, Matt ..... 2009  
Holmes, Chick ..... 1918  
Holmes, Jim ..... 1906  
Holt, Jim ..... 1974-76

Holt, Red ..... 1925  
Holtz, Mike ..... 2002  
Holtzman, Ken ..... 1972-75  
Holzemer, Mark ..... 1998  
Honeycutt, Rick . 1987-93, 95  
Hooks, Alex ..... 1935  
Hooper, Bob ..... 1950-52  
Hooten, Leon ..... 1974  
Hope, Sam ..... 1907  
Hopkins, Don ..... 1975-76  
Horlen, Joe ..... 1972  
Horsman, Vince ..... 1992-94  
Horton, Willie ..... 1978  
Hosley, Tim ..... 1973-74,  
76-78, 81  
Host, Gene ..... 1957  
Houck, Byron ..... 1912-14  
House, Frank ..... 1958-59  
Houser, Ben ..... 1910  
Hovley, Steve ..... 1970-71  
Howard, Steve ..... 1990  
Howell, Jay ..... 1985-87  
Howitt, Dann ..... 1989-92  
Howser, Dick ..... 1961-63  
Hoyle, Tex ..... 1952  
Hoyt, Waite ..... 1931  
Hubbard, Glenn ..... 1988-89  
Huckleberry, Earl ..... 1935  
Hudgens, Dave ..... 1983-83  
Hudson, Tim ..... 1999-04  
Hulvey, Hank ..... 1923  
Hunter, Billy ..... 1957-58  
Hunter, Catfish ..... 1965-74  
Husta, Carl ..... 1925  
Husting, Bert ..... 1902  
Huston, Warren ..... 1937

**I**  
Isringhausen, Jason 1999-01  
Iwamura, Frank ..... 2010

**J**  
Jablonski, Ray ..... 1959-60  
Jackson, Conor ..... 2010  
Jackson, Joe ..... 1908-09  
Jackson, Reggie 1967-75, 87  
Jacobs, Spook ..... 1954-56  
Jacobson, Baby Doll ..... 1927  
Jacoby, Brook ..... 1991  
Jaha, John ..... 1999-01  
James, Justin ..... 2010  
Jamieson, Charlie... 1917-18  
Jarvis, Kevin ..... 1999  
Javier, Stan.. 1986-90, 94-95  
Jenkins, Tom ..... 1926  
Jennings, Doug ..... 1988-91  
Jennings, Robin ..... 2001  
Jensen, Willie ..... 1914  
Jimenez, D'Angelo ..... 2006  
Jimenez, Manny ... 1962-64,  
66  
Jimenez, Miguel ..... 1993-94  
John, Tommy ..... 1985  
Johns, Doug ..... 1995-96  
Johnson, Bill ..... 1916-17  
Johnson, Bob ..... 1933-42  
Johnson, Bob... 1960, 69-70  
Johnson, Cliff ..... 1981-82  
Johnson, Dan ..... 2005-08  
Johnson, Dane ..... 1997  
Johnson, Deron ..... 1961-62,  
73-74  
Johnson, Hank ..... 1936  
Johnson, Jing ..... 1916-17,  
19, 27-28  
Johnson, John Henry .....  
1978-79  
Johnson, Ken ..... 1958-61  
Johnson, Mark ..... 2003  
Johnson, Paul ..... 1920-21  
Johnson, Rankin ..... 1941  
Johnson, Roy ..... 1918

**OAKLAND 20-GAME WINNERS**

Pitcher	Year	Record	Pct.	ERA	IP
Vida Blue	1971	24-8	.750	*1.82	312.0
Jim Hunter	1971	21-11	.656	2.96	274.0
Jim Hunter	1972	21-7	*.750	2.04	295.0
Vida Blue	1973	20-9	.690	3.20	263.2
Ken Holtzman	1973	21-13	.618	2.97	297.1
Jim Hunter	1973	21-5	*.808	3.34	256.0
Jim Hunter	1974	*25-12	.676	*2.49	318.0
Vida Blue	1975	22-11	.667	3.01	270.0
Mike Norris	1980	22-9	.710	2.63	284.0
Dave Stewart	1987	**20-13	.606	3.68	261.1
Dave Stewart	1988	21-12	.636	3.23	**275.2
Dave Stewart	1989	21-9	.700	3.32	257.2
Bob Welch	1990	*27-6	*.818	2.95	238.0
Dave Stewart	1990	22-11	.667	2.56	*267.0
Tim Hudson	2000	**20-6	*.769	4.14	202.1
Mark Mulder	2001	*21-8	.724	3.45	229.1
Barry Zito	2002	*23-5	.821	2.75	229.1

\* Led league  
\*\* Tied for league lead

## Athletics All-Time Roster, continued

Johnson, Stan.....1961  
 Johnson, Walt.....1917  
 Johnston, Doc.....1922  
 Johnstone, Jay.....1973  
 Johnstone, John.....1997  
 Jones, Doug.....1999-00  
 Jones, Gordon.....1962  
 Jones, Jeff.....1980-84  
 Jones, John.....1923, 32  
 Jones, Marcus.....2000  
 Joost, Eddie.....1947-54  
 Jorgensen, Mike.....1977  
 Jose, Felix.....1988-90  
 Joseph, Rick.....1964  
 Joyce, Bob.....1939  
 Joyce, Dick.....1965  
 Jurak, Ed.....1988  
 Justice, David.....2002

### K

Kaiser, Jeff.....1985  
 Kalahan, John.....1903  
 Kalfass, Bill.....1937  
 Karros, Eric.....2004  
 Karsay, Steve .. 1993-94, 97,  
 06  
 Kearney, Bob.....1981-83  
 Kearns, Teddy.....1920  
 Keefe, Dave.....1917, 19-21  
 Keegan, Ed.....1961  
 Keen, Vic.....1918  
 Keesey, Jim.....1925, 30  
 Keisler, Randy.....2006  
 Kell, George.....1943-46  
 Kell, Skeeter.....1952  
 Kellett, Al.....1923  
 Kelley, Harry.....1936-38  
 Kellner, Alex.....1948-58  
 Kellner, Walt.....1955  
 Kellogg, Al.....1908  
 Kelly, Bill.....1920  
 Kelly, Ren.....1923  
 Kendall, Jason.....2005-07  
 Kenna, Ed.....1902  
 Kennedy, Adam.....2009  
 Kennedy, Joe.....2005-07  
 Keough, Joe.....1968  
 Keough, Matt.....1977-83  
 Keriazacos, Gus.....1955  
 Kern, Bill.....1962  
 Ketchum, Fred.....1901  
 Ketchum, Gus.....1922  
 Kiefer, Steve.....1984-85  
 Kiely, Bobby.....2004-07  
 Kiely, Leo.....1960  
 Kilby, Brad.....2009-10  
 Kilkenny, Mike.....1972-72  
 Killeen, Evans.....1959  
 King, Lee.....1916  
 Kingery, Mike.....1992  
 Kingman, Brian.....1979-82  
 Kingman, Dave.....1984-86  
 Kinney, Dennis.....1982  
 Kinney, Walt.....1919-20, 23  
 Kircher, Mike.....1919

Kirk, Bill.....1961  
 Kirk, Tom.....1947  
 Kish, Ernie.....1945  
 Klein, Lou.....1951  
 Klieman, Ed.....1950  
 Klimchuck, Lou.....1958-61  
 Klimkowski, Ron.....1971  
 Kline, Bob.....1934  
 Klink, Joe.....1990-91  
 Klutts, Mickey.....1979-82  
 Knerr, Lou.....1945-46  
 Knickerbocker, Austin...1947  
 Knickerbocker, Bill.....1942  
 Knight, John.....1905-07  
 Knott, Jack.....1941-42, 46  
 Knowles, Darold.....1971-74  
 Knowlson, Tom.....1915  
 Knowlton, Bill.....1920  
 Koch, Billy.....2002  
 Kolloway, Don.....1953  
 Komine, Shane.....2006-07  
 Kominick, Brad.....1991  
 Konopka, Bruce.1942-43, 46  
 Koonce, Graham.....2003  
 Kopf, Larry.....1914-15  
 Kopp, Merlin.....1918-19  
 Kotsay, Mark.....2004-07  
 Kouzmanoff, Kevin.....2010  
 Krause, Harry.....1908-12  
 Krausse, Lew.....1931-32  
 Krause, Lew.....1961, 64-69  
 Kravitz, Danny.....1960  
 Kreevich, Mike.....1942  
 Kretlow, Lou.....1956  
 Krueger, Bill.....1983-87  
 Kryhoski, Dick.....1955  
 Kubiak, Ted.. 1967-69, 72-75  
 Kubinski, Tim.....1997, 99  
 Kucab, Johnny.....1950-52  
 Kucks, Johnny.....1959-60  
 Kuczynski, Bert.....1943  
 Kull, John.....1909  
 Kume, Mike.....1955  
 Kunkel, Bill.....1961-62  
 Kutyna, Marty.....1959-60

### L

Laabs, Chet.....1947  
 Lacey, Bob.....1977-80  
 Lachemann, Marcel.1969-71  
 Lachemann, Rene .1965-66,  
 68  
 Lagger, Ed.....1934  
 Lajoie, Nap .. 1901-02, 15-16  
 Lamar, Bill.....1924-27  
 Lamp, Dennis.....1987  
 Landis, Bill.....1963  
 Landis, Jim.....1965  
 Langerhans, Ryan.....2007  
 Langford, Rick.....1977-86  
 Lanning, Red.....1916  
 Lansford, Carney...1983-92  
 Lapp, Jack.....1908-15  
 Larish, Jeff.....2010  
 Larkin, Ed.....1909

Larsen, Don.....1960-61  
 LaRussa, Tony... 1963, 68-71  
 Lasorda, Tommy.....1956  
 Lau, Charlie.....1963-64  
 Lauder, Billy.....1901  
 Lauzerique, George.1967-69  
 Lavan, Doc.....1913  
 Lavelle, Gary.....1987  
 Law, Vance.....1991  
 Lawry, Otis.....1916-17  
 Laxton, Brett.....1999  
 Leahy, Tom.....1901  
 Lear, Fred.....1915  
 LeBourveau, Bevo.....1929  
 Lehner, Paul.....1950-51  
 Lehr, Justin.....2004  
 Leiper, Dave .. 1984, 86-87,  
 94-95  
 Leithr, Dummy.....1901  
 LeMaster, Johnnie.....1987  
 Lennon, Patrick.....1997  
 Lennox, Ed.....1906  
 Leonard, Elmer.....1911  
 Leovich, John.....1941  
 Leshar, Brian.....1996-98  
 Lewis, Allan...1967-70, 72-73  
 Lewis, Colby.....2007  
 Lewis, Darren.....1990  
 Lewis, Richie.....1997  
 Lidle, Cory.....2001-02  
 Lieber, Dutch.....1935-36  
 Liebhart, Glenn.....1930  
 Lillard, Bill.....1939-40  
 Lilly, Ted.....2002-03  
 Limmer, Lou.....1951, 54  
 Lindblad, Paul.....1965-71,  
 73-76  
 Lindemann, Bob.....1901  
 Lindstrom, Axel.....1952  
 Lintz, Larry.....1976-77  
 Lisenbee, Hod.....1936  
 Littrell, Jack.....1952, 54-55  
 Livingston, Paddy... 1909-11  
 Loaiza, Esteban.....2006-07  
 Lochhead, Harry.....1901  
 Locker, Bob.....1970-72  
 Lockwood, Skip.....1965  
 Lodigiani, Dario.....1938-40  
 Long, Lep.....1911  
 Long, Terrence.....2000-03  
 Loos, Pete.....1901  
 Lopes, Davey.....1982-84  
 Lopez, Hector.....1955-59  
 Lord, Bris.....1905-07, 10-12  
 Lorraine, Andrew.....1997  
 Lovrich, Pete.....1963  
 Lovullo, Torey.....1996  
 Lowry, Sam.....1942-43  
 Luby, Hal.....1936  
 Ludwick, Eric.....1997  
 Lugo, Ruddy.....2007  
 Lumpe, Jerry.....1959-63  
 Lydy, Scott.....1993  
 Lysander, Rick.....1980

### M

Maas, Duke.....1958  
 Mabry, John.....2002  
 Macfarlane, Mike ... 1998-99  
 Mack, Earle.....1910-11, 14  
 Mack, Shane.....1998  
 Mackenzie, Eric.....1955  
 Mackenzie, Gordon.....1961  
 Mackiewicz, Felix.... 1941-43  
 Mackinson, John.....1953  
 Madjeski, Ed.....1932-34  
 Magadan, Dave.....1997-98  
 Maggett, Harl.....1912  
 Magnante, Mike.....2000-02  
 Mahaffey, Roy.....1930-35  
 Mahay, Ron.....1999-00  
 Mahon, Al.....1930  
 Mailho, Emil.....1936  
 Mains, Jim.....1943  
 Majeski, Hank.....1946-49,  
 51-52  
 Mallonee, Ben.....1921  
 Mallory, Sheldon.....1977  
 Malone, Lew.....1915-16  
 Mangual, Angel.....1971-76  
 Manrique, Fred.....1991  
 Manush, Frank.....1908  
 Marchildon, Phil.....1940-42,  
 45-49  
 Marcum, Johnny.....1933-35  
 Maris, Roger.....1958-59  
 Markland, Gene.....1950  
 Marquez, Gonzalo . 1972-73  
 Marshall, Jay.....2007, 09  
 Martin, Billy.....1957  
 Martin, Doc.....1908, 11-12  
 Martin, Morrie.....1951-54  
 Martin, Pat.....1919-20  
 Martinez, Hector.....1962-63  
 Martinez, Marty.....1972  
 Martinez, Ted.....1975  
 Martini, Wedo.....1935  
 Martyn, Bob.....1957-59  
 Mashore, Damon ... 1996-97  
 Masters, Walt.....1939  
 Matarazzo, Len.....1952  
 Mathes, Joe.....1912  
 Mathews, Nelson ... 1964-65  
 Mathews, T.J.....1997-01  
 Matos, Francisco.....1994  
 Matthews, Wid.....1923  
 Mattox, Cloy.....1929  
 Matuzak, Harry.....1934, 36  
 Mauro, Carmen.....1953  
 Maxvill, Dal.....1972-75  
 Maxwell, Bert.....1908  
 Mayne, Brent.....1997  
 Mayo, Eddie.....1943  
 Mazzaro, Vin.....2009-10  
 McAvoy, Wilkey.... 1913-15,  
 17-19  
 McCahan, Bill.....1946-49  
 McCann, Emmett ... 1920-21  
 McCarty, David.....2003

McCatty, Steve ..... 1977-85	Miller, Bing ..... 1922-26, 28-34	Naktenis, Pete ..... 1936	Parnham, Rube ..... 1916-17
McConnell, Sam ..... 1915	Miller, Damian ..... 2004	Nash, Jim ..... 1966-69	Parrett, Jeff ..... 1992
McCosky, Barney... 1946-48, 50-51	Miller, Rudy ..... 1929	Naylor, Rollie ..... 1917, 19-24	Parsons, Bill ..... 1974
McCovey, Willie ..... 1976	Milligan, Billy ..... 1901	Neel, Troy ..... 1992-94	Pate, Joe ..... 1926-27
McCoy, Benny ..... 1940-41	Mills, Bill ..... 1944	Neill, Mike ..... 1998	Patterson, Daryl ..... 1971
McCraab, Les... 1939-42, 50	Mincher, Don ..... 1970-72	Nelson, Gene ..... 1987-92	Patterson, Eric ..... 2008-10
McCue, Frank ..... 1922	Miner, Ray ..... 1921	Nelson, Lynn ..... 1937-39	Patterson, Mike ..... 1981
McDermott, Mickey ..... 1957, 61	Minetto, Craig ..... 1978-81	Nelson, Rob ..... 1986-87	Patton, Bill ..... 1935
McDevitt, Danny ..... 1962	Mitchell, Craig ..... 1975-77	Nettles, Jim ..... 1981	Payton, Jay ..... 2005-06
McDonald, Hank ..... 1931, 33	Mitchell, Fred ..... 1902	Neu, Mike ..... 2003	Peck, Hal ..... 1944-46
McDonald, Jason ..... 1997-99	Mitchell, Kevin ..... 1998	Newman, Jeff ..... 1976-82	Peerson, Jack ..... 1935-36
McElwee, Lee ..... 1916	Mitchell, Paul ..... 1976-77	Newsom, Bobo ..... 1944-46, 52-53	Pena, Carlos ..... 2002
McGee, Willie ..... 1990	Mitterling, Ralph ..... 1916	Newsome, Skeeter ..... 1935-39	Pena, Orlando ..... 1962-65
McGeehan, Conny ..... 1903	Mohler, Mike ..... 1993-98	Nicholls, Simon ..... 1906-09	Pena, Roberto ..... 1970
McGhee, Bill ..... 1944-45	Molina, Izzy ..... 1996-98	Nicholson, Bill ..... 1936	Pennington, Cliff ..... 2008-10
McGhee, Ed ..... 1953-54	Monahan, Rinty ..... 1953	Niemiec, Al ..... 1936	Pennock, Herb ..... 1912-15
McGillen, John ..... 1944	Monday, Rick ..... 1966-71	Noboa, Junior ..... 1994	Pepper, Bob ..... 1915
McGowan, Beauty .. 1922-23	Monteagudo, Aurelio ..... 1963-66	Noonan, Pete ..... 1904	Perez, Antonio ..... 2006
McGwire, Mark ..... 1986-97	Montgomery, Steve .. 1996-97	Noren, Irv ..... 1957	Perez, Marty ..... 1977-78
McInnis, Stuffy ..... 1909-17	Mooneyham, Bill ..... 1986	Norman, Fred ..... 1962-63	Perkins, Charlie ..... 1930
McIntyre, Matty ..... 1901	Moore, Ferdie ..... 1914	Norris, Mike ..... 1975-83, 90	Perkins, Cy ..... 1915, 17-30
McKay, Cody ..... 2002	Moore, Jimmy ..... 1930-31	North, Billy ..... 1973-78	Perry, Jim ..... 1975
McKay, Dave ..... 1980-82	Moore, Kelvin ..... 1981-83	Nosseck, Joe ..... 1966-67, 69	Perry, Scott ..... 1918-21
McKeithan, Tim ..... 1932-34	Moore, Kerwin ..... 1996	Noyes, Win ..... 1917, 19	Peters, Rick ..... 1983, 86
McKinney, Bob ..... 1901	Moore, Mike ..... 1989-92	Nunez, Edwin ..... 1993-94	Peters, Rusty ..... 1936-38
McKinney, Rich. 1973-75, 77	Moore, Roy ..... 1920-22	Nuxhall, Joe ..... 1961	Petersen, Jim ..... 1931, 33
McLain, Denny ..... 1972	Morales, Jose ..... 1973		Petit, Gregorio ..... 2008-09
McLaughlin, Bo ..... 1981-82	Moran, Herbie ..... 1908	<b>O</b>	Pfister, Dan ..... 1961-64
McLaughlin, Pat ..... 1940	Morey, Dave ..... 1913	O'Brien, Charlie ..... 1985	Phelps, Ken ..... 1989-90
McLemore, Mark ..... 2004	Morgan, Cy ..... 1909-12	O'Donoghue, John ..... 1963-65	Philleay, Dave ..... 1951-53
McMahan, Jack ..... 1956	Morgan, Joe ..... 1959	O'Neill, Harry ..... 1922-23	Phillips, Tony ..... 1982-89, 99
McManus, Jim ..... 1960	Morgan, Joe ..... 1984	O'Neill, Harry ..... 1939	Phoenix, Steve ..... 1994-95
McMichael, Greg ..... 1999	Morgan, Mike ..... 1978-79	Odum, Blue Moon ..... 1964-75	Piatt, Adam ..... 2000-03
McMillon, Billy... 2001, 03-04	Morgan, Tom ..... 1957	Ogden, Curly ..... 1922-24	Piatt, Wiley ..... 1901
McMullen, Ken ..... 1976	Morris, Doyt ..... 1937	Oglesby, Jim ..... 1936	Piazza, Mike ..... 2007
McNair, Eric ..... 1929-35, 42	Morrisette, Bill ..... 1915-16	Oldring, Rube ..... 1906-16, 18	Picciole, Rob ..... 1977-82, 85
McNamara, Bob ..... 1939	Morse, Bud ..... 1929	Olivares, Omar ..... 1999-00	Picinich, Val ..... 1916-17
McNealy, Rusty ..... 1983	Mortensen, Clayton. 2009-10	Ontiveros, Steve ..... 1985-88, 94-95	Pick, Charlie ..... 1916
McNulty, Bill ..... 1969, 72	Moses, Wally ..... 1935-41, 49-51	Oquist, Mike ..... 1997-99	Pickering, Ollie ..... 1903-04
McPherson, John ..... 1901	Moss, Charlie ..... 1934-36	Orr, Billy ..... 1913-14	Pierce, Tony ..... 1967-68
McQuaig, Jerry ..... 1934	Mossi, Don ..... 1965	Ortiz, Jose ..... 2000-01	Pierson, William 1918-19, 24
McQuinn, George ..... 1946	Mulder, Mark ..... 2000-04	Ortiz, Roberto ..... 1950	Pignatano, Joe ..... 1961
Mecir, Jim ..... 2000-04	Mullin, Jim ..... 1904	Orwoll, Ossie ..... 1928-29	Pilarcik, Al ..... 1956, 61
Medich, Doc ..... 1977	Munch, Jake ..... 1918	Osinski, Dan ..... 1962	Pillion, Squiz ..... 1915
Meehan, Bill ..... 1915	Munoz, Pedro ..... 1996	Osteen, Darrell ..... 1970	Pina, Horacio ..... 1973
Meeker, Roy ..... 1923-24	Munson, Eric ..... 2009	Oster, Bill ..... 1954	Pinnacle, Ed ..... 1903
Melhuse, Adam ..... 2003-07	Mura, Steve ..... 1985	Otto, Dave ..... 1987-90	Pippen, Cotton ..... 1939
Meliilo, Kevin ..... 2007	Murphy, Danny ..... 1902-13	Outman, Josh ..... 2008-09	Pisoni, Jim ..... 1956-57
Mellana, Joe ..... 1927	Murphy, Donnie ..... 2007-08	Owchinko, Bob ..... 1981-82	Pitts, Gaylen ..... 1974-75
Meloan, John ..... 2009	Murphy, Dwayne ..... 1978-87	Owens, Jack ..... 1935	Pizarro, Juan ..... 1969
Melton, Dave ..... 1956, 58	Murphy, Eddie ..... 1912-15	Ozmer, Doc ..... 1923	Plank, Eddie ..... 1901-14
Menechino, Frank... 1999-04	Murphy, Mike ..... 1916		Planter, Phil ..... 1996
Mercado, Orlando ..... 1988	Murphy, Morgan ..... 1901	<b>P</b>	Plarski, Don ..... 1955
Mercedes, Henry .... 1992-93	Murray, Joe ..... 1950	Page, Mitchell ..... 1977-83	Pless, Rance ..... 1956
Metro, Charlie ..... 1944-45	Murray, Larry ..... 1977-79	Page, Sam ..... 1939	Plunk, Eric ..... 1986-89
Metzler, Alex ..... 1926	Murray, Ray ..... 1951-53	Pagliaroni, Jim ..... 1968-69	Polonia, Luis ..... 1987-89
Meyer, Billy ..... 1916-17	Murton, Matt ..... 2008	Paige, Satchel ..... 1965	Poole, Jim ..... 1925-27
Meyer, Bob ..... 1964	Myatt, Glenn ..... 1920-21	Palmer, Eddie ..... 1917	Poole, Ray ..... 1941, 47
Meyer, Dan ..... 1982-85	Myers, Elmer ..... 1915-18	Palmisano, Joe ..... 1931	Porter, Bo ..... 2000
Meyer, Dan ..... 2007-08	Myers, Greg ..... 2001-02	Panther, Jim ..... 1971	Porter, Odie ..... 1902
Meyer, Russ ..... 1959	Myers, Joseph ..... 1905	Paquette, Craig ..... 1993-95	Portocarrero, Arnie. 1954-57
Meyer, Scott ..... 1978		Parisse, Tony ..... 1943-44	Posada, Leo ..... 1960-62
Michaels, Cass ..... 1952-53	<b>N</b>	Parker, Ace ..... 1937-38	Potter, Nels ..... 1938-41, 48
Miles, Carl ..... 1940	Nabors, Jack ..... 1915-17	Parker, Dave ..... 1988-89	Powell, Landon ..... 2009-10
Miles, Dee ..... 1939-42	Nagel, Bill ..... 1939	Parmelee, Roy ..... 1939	Power, Vic ..... 1954-58
			Powers, Doc ..... 1901-09



## Athletics All-Time Roster, continued

Powers, Ike.....1927-28	Robinson, Floyd.....1968	Scheib, Carl...1943-45, 47-54	Smith, Hal.....1956-59
Prescott, Bobby.....1961	Rochefort, Ben.....1914	Schelle, Jim.....1939	Smith, Harry.....1901
Prieto, Ariel.....1995-98, 00	Rodriguez, Henry.....2009-10	Schillings, Red.....1922	Smith, Mark.....1983
Pruett, Jim.....1944-45	Rodriguez, Rick.....1986-87	Schlitzer, Biff.....1908-09	Smith, Mayo.....1945
Puccinelli, George.....1936	Rodriguez, Roberto.....1967,	Schreckengost, Ossee.....	Smith, Red.....1925
Putnam, Danny.....2007	70	1902-08	Smith, Syd.....1908
<b>Q</b>	Roettger, Oscar.....1932	Schumann, Hack.....1906	Smithberg, Roger...1993-94
Quinn, Jack.....1925-30	Rogers, Kenny.....1998-99	Schwartz, Randy.....1965-66	Snelling, Chris.....2007
Quinn, Tad.....1902-03	Rogers, Tom.....1919	Schypinski, Jerry.....1955	Snyder, Bernie.....1935
Quinones, Luis.....1983	Roland, Jim.....1969-72	Scott, Dick.....1989	Snyder, Brian.....1989
Quirk, Jamie.....1989-92	Romberger, Dutch.....1954	Scott, Rodney.....1977	Snyder, Russ.....1959-60
<b>R</b>	Rommel, Eddie.....1920-32	Scutaro, Marco.....2004-07	Sogard, Eric.....2010
Raczka, Mike.....1992	Roney, Matt.....2006	Segui, Diego.....1962-68,	Sorensen, Lary.....1984
Raether, Hal.....1954, 57	Roof, Phil.....1966-69	70-72	Sosa, Elias.....1978
Raines, Tim.....1999	Rosales, Adam.....2010	Seibold, Socks...1915-17, 19	Souza, Mark.....1980
Rainey, Chuck.....1984	Rosar, Buddy.....1945-49	Seitzer, Kevin.....1993	Sparks, Steve.....2003
Rakow, Ed.....1961-63	Rosario, Santiago.....1965	Service, Scott.....2000	Speaker, Tris.....1928
Ramirez, Edwar.....2010	Rose, Mike.....2004	Sexton, Jimmy.....1981-82	Spencer, Jim.....1981-82
Ramirez, Erasmo.....2007	Rosenthal, Larry...1944-45	Seibold, Socks.....1901-08	Sperry, Stan.....1938
Ramirez, Milt.....1979	Ross, Buck.....1936-41	Shamsky, Art.....1972	Spicer, Bob.....1955-56
Randolph, Willie.....1990	Ross, Tyson.....2010	Shanner, Bill.....1920	Spiezio, Scott.....1996-99
Raschi, Vic.....1955	Roth, Braggo.....1919	Shannon, Red.....1917-21	Sprague, Ed.....1968-69
Rath, Morrie.....1909-10	Rothrock, Jack.....1937	Shantz, Billy.....1954-55	Sprague, Ed.....1998
Ratliff, Jon.....2000	Rouse, Mike.....2006	Shantz, Bobby.....1949-56	Springer, Russ.....2009
Ray, Carl.....1915-16	Rowe, Harland.....1916	Sharman, Ralph.....1917	Stafford, Bill.....1966-67
Ready, Randy.....1992	Rowland, Chuck.....1923	Shaughnessy, Shag.....1908	Staggs, Steve.....1978
Reames, Britt.....2005	Roy, Emil.....1933	Shaver, Jeff.....1988	Stahl, Larry.....1964-66
Redman, Mark.....2004	Rozeck, Dick.....1953-54	Shaw, Bob.....1961	Stainback, Tuck.....1946
Reed, Howie.....1958-60	Rubeling, Al.....1940-41	Shaw, Don.....1972	Stairs, Matt.....1996-00
Reineke, Chad.....2009	Rudi, Joe.....1967-76, 82	Shawkey, Bob.....1913-15	Staley, Gerry.....1961
Reiss, Al.....1932	Rullo, Joe.....1943-44	Shea, Red.....1918	Staller, George.....1943
Reninger, Jim.....1938-39	Russell, Jeff.....1992	Shean, Dave.....1906	Stanley, Fred.....1981-82
Renko, Steve.....1978	Russell, Lefty.....1910-12	Sheehan, Tom.....1915-16	Stanley, Mike.....2000
Renna, Bill.....1954-56	Rutner, Mickey.....1947	Sheets, Ben.....2010	Steelman, Farmer...1901-02
Repoz, Roger.....1966-67	Ryan, Rob.....2001	Sheldon, Rollie.....1965-66	Stein, Blake.....1998-99
Retting, Otto.....1922	<b>S</b>	Sheldon, Scott.....1997	Stein, Irv.....1932
Revenig, Todd.....1992	Saarloos, Kirk...2004-06, 08	Sherling, Ed.....1924	Steinbach, Terry.....1986-96
Revering, Dave.....1978-81	Saenz, Olmedo.....1999-02	Sherman, Joe.....1915	Stellbauer, Bill.....1916
Reyes, Carlos.....1994-97	Saffell, Tom.....1955	Shirley, Tex.....1941-42	Stephens, Gene.....1961-62
Reynolds, Tommie. 1963-65,	Sain, Johnny.....1955	Shoemaker, Charlie.....	Stewart, Bill.....1955
69	Sakata, Lenn.....1986	1961-62, 64	Stewart, Dave...1986-92, 95
Rhodes, Arthur.....2004	Salmon, Roger.....1912	Shores, Bill.....1928-31	Stewart, Shannon.....2007
Rhodes, Gordon.....1936	Salve, Gus.....1908	Show, Eric.....1991	Stock, Wes.....1964-67
Richards, Paul.....1935	Samcoff, Ed.....1951	Siebern, Norm.....1960-63	Stokes, Art.....1925
Richardson, Jack...1915-16	Sanchez, Alejandro.....1987	Siebert, Dick.....1938-45	Stone, Ron.....1966
Richardson, Ken.....1942	Sanders, John.....1965	Siebert, Sonny.....1975	Stottlemire, Todd.....1995
Richmond, Don. 1941, 46-47	Sanders, Ken...1964, 66, 68	Sierra, Ruben.....1992-95	Strand, Paul.....1924
Riconda, Harry.....1923-24	Sanderson, Scott.....1990	Sigafos, Frank.....1926	Street, Huston.....2005-08
Rigby, Brad.....1997, 99	Sands, Charlie.....1975	Sima, Al.....1954	Strunk, Amos.....1908-17,
Righetti, Dave.....1994	Sandt, Tommy.....1975-76	Simmons, Al.....1924-32,	19-20, 24
Rijo, Jose.....1985-87	Sanford, Jack.....1967	40-41, 44	Sturdivant, Tom. 1959, 63-64
Riles, Ernest.....1991	Sanguillen, Manny.....1977	Simpson, Harry.....1955-59	Sturgis, Dean.....1914
Rincon, Ricardo.....2002-05	Santangelo, F.P.....2001	Sinatro, Matt.....1987-88	Styles, Lena.....1919-21
Rinker, Bob.....1950	Santiago, Jose.....1956	Singleton, Chris.....2003	Suarez, Ken.....1966-67
Ripple, Jimmy.....1943	Santiago, Jose.....1963-65	Skaff, Frank.....1943	Suder, Pete..1941-43, 46-55
Rivera, Jim.....1961	Sauerbeck, Scott.....2006	Skizas, Lou.....1956-57	Sullivan, Haywood..1961-63
Roberts, Bip.....1998	Saunders, Rusty.....1927	Slapppy, John.....1920	Sullivan, Jim.....1921-22
Roberts, Ray.....1919	Sauveur, Rich.....2000	Slaughter, Enos.....1955-56	Summa, Homer.....1929-30
Robertson, Connor.....2007	Savage, Bob.....1942, 46-48	Sleater, Lou.....1955	Summers, Champ.....1974
Robertson, Jim.....1954-55	Sax, Steve.....1994	Slusarski, Joe.....1991-93	Sutton, Don.....1985
Robertson, Sherry.....1952	Schaefer, Jeff.....1994	Small, Aaron.....1996-98	Sutton, Larry.....2002
Robinson, Bruce.....1978	Schang, Wally...1913-17, 30	Small, Jim.....1958	Suzuki, Kurt.....2007-10
Robinson, Eddie.....1953, 56	Schauer, Rube.....1917	Smith, Dave.....1938-39	Sveum, Dale.....1993
	Scheer, Heinie.....1922-23	Smith, Eddie.....1936-39	Sweeney, Buck.....1914
		Smith, Greg.....2008	

Sweeney, Mike .....2008  
 Sweeney, Ryan..... 2008-10  
 Swift, Bob ..... 1942-43  
 Swisher, Nick .....2004-07

**T**

Tabb, Jerry..... 1977-78  
 Taff, John .....1913  
 Talbot, Fred.. 1965-66, 69-70  
 Talton, Tim ..... 1966-67  
 Tam, Jeff ..... 2000-02  
 Tartabull, Danny.....1995  
 Tartabull, Jose ..... 1962-66,  
 69-70  
 Taylor, Arias ..... 1921  
 Taylor, Billy ..... 1994, 96-99  
 Taylor, Harry .....1957  
 Taylor, Joe .....1954  
 Tejada, Miguel ..... 1997-03  
 Telgheder, Dave..... 1996-98  
 Tellmann, Tom .....1985  
 Tenace, Gene ..... 1969-76  
 Terry, Ralph ..... 1957-59, 66  
 Terwilliger, Wayne... 1959-60  
 Tettleton, Mickey.... 1984-87  
 Thies, Dave .....1963  
 Thomas, Bud ..... 1937-39  
 Thomas, Charles .....2005  
 Thomas, Frank .....2006, 08  
 Thomas, Fred ..... 1919-20  
 Thomas, Ira ..... 1909-15  
 Thomas, Kite ..... 1952-53  
 Thomasson, Gary.....1978  
 Thompson, Harry.....1919  
 Thompson, Kevin.....2007  
 Thompson, Shag .... 1914-16  
 Thompson, Tim..... 1956-57  
 Thrasher, Buck ..... 1916-17  
 Throneberry, Marv .. 1960-61  
 Tillman, Rusty .....1986  
 Tipton, Eric ..... 1939-41  
 Tipton, Joe..... 1950-52  
 Tobin, Pat .....1941  
 Todd, Jim ..... 1975-76, 79  
 Todt, Phil .....1931  
 Tolleson, Steve .....2010  
 Tomanek, Dick ..... 1958-59  
 Tomberlin, Andy .....1995  
 Tomko, Brett .....2009  
 Tompkins, Ron .....1965  
 Toppin, Rupe .....1962  
 Torrealba, Pablo .....1977  
 Torrez, Mike ..... 1976-77, 84  
 Tovar, Cesar ..... 1975-76  
 Trice, Bob ..... 1953-55

Trillo, Manny .....1973-74  
 Trowbridge, Bob ..... 1960  
 Trucks, Virgil .....1957-58  
 Tsitouris, John .....1958-60  
 Turbeville, George...1935-37  
 Turner, Terry ..... 1919  
 Turner, Tink .....1915  
 Tuttle, Bill.....1958-61  
 Tyack, Jim ..... 1943  
 Tyrone, Jim ..... 1977

**U**

Umbarger, Jim ..... 1977  
 Underwood, Tom .....1981-83  
 Upchurch, Woody...1935-36  
 Upton, Bill ..... 1954  
 Urban, Jack ..... 1957-58

**V**

Valdez, Mario .....2000-01  
 Valo, Elmer...1940-43, 46-56  
 Van Brabant, Ozzie..1954-55  
 Van Poppel, Todd ..... 1991,  
 93-96  
 Vaughan, Porter..... 1940-41,  
 46  
 Vaughn, Roy .....1934  
 Veach, Al..... 1935  
 Velandia, Jorge.....1998-00  
 Velarde, Randy..1999-00, 02  
 Venafro, Mike .....2002  
 Vickers, Rube .....1907-09  
 Virgil, Ozzie .....1961  
 Vizcaino, Luis .....1999-01  
 Voigt, Jack ..... 1998  
 Von Ohlen, Dave ..... 1986-87  
 Vosberg, Ed ..... 1994  
 Voss, Bill ..... 1972

**W**

Waddell, Rube ..... 1902-07  
 Wagner, Hal .....1937-44  
 Wagner, Mark ..... 1984  
 Wahl, Kermit .....1950-51  
 Walberg, Rube.....1923-33  
 Walker, Frank ..... 1920-21  
 Walker, Jerry .....1961-62  
 Walker, Johnny ..... 1919-21  
 Walker, Tilly ..... 1918-23  
 Walker, Todd .....2007  
 Walker, Tom ..... 1902  
 Wallaesa, Jack.. 1940, 42, 46  
 Walling, Denny.....1975-76  
 Wallis, Joe .....1978-79  
 Walsh, Jimmy .....1912-16

Walton, Bruce .....1991-92  
 Wambsgans, Bill ..... 1926  
 Ward, Preston.....1958-59  
 Warren, Mike .....1983-85  
 Warstler, Rabbit .....1934-36  
 Wasdin, John .....1995-96  
 Washington, Claudell.....  
 1974-76  
 Washington, Herb...1974-75  
 Waslewski, Gary ..... 1972  
 Watlington, Neal ..... 1953  
 Watson, Matt .....2005, 10  
 Watson, Mule .....1918-19  
 Weaver, Harry.....1915-16  
 Webb, Skeeter ..... 1948  
 Webster, Ray .... 1967-69, 71  
 Weiss, Walt .....1987-92  
 Welaj, Johnny ..... 1943  
 Welch, Bob .....1988-94  
 Welch, Frank .....1919-26  
 Wellman, Bob .....1948, 50  
 Wengert, Don .....1995-97  
 Werber, Billy .....1937-38  
 Wetzel, Buzz .....1927  
 Wheat, Lee .....1954-55  
 Wheat, Zack ..... 1927  
 Wheaton, Woody...1943-44  
 White, Don .....1948-49  
 White, Jo-Jo .....1943-44  
 Whittaker, Walt ..... 1916  
 Wickersham, Dave ..1960-63  
 Wilhelm, Spider .....1953  
 Wilkins, Bobby .....1944-45  
 Willard, Jerry .....1986-87  
 Williams, Al .....1937-38  
 Williams, Billy.....1975-76  
 Williams, Dib .....1930-35  
 Williams, Dick .....1959-60  
 Williams, Don .....1962  
 Williams, Earl .....1977  
 Williams, George .....1964  
 Williams, George...1995-97  
 Williams, Mark ..... 1977  
 Williams, Marsh .....1916  
 Willis, Dale .....1963  
 Willis, Lefty .....1925-27  
 Wilshere, Whitey...1934-36  
 Wilson, Bill .....1954-55  
 Wilson, Highball.....1902  
 Wilson, Jack .....1934  
 Wilson, Jim .....1949  
 Wilson, Tom .....2001  
 Wilson, Willie .....1991-92  
 Wiltse, Snake.....1901-02  
 Windhorn, Gordie .....1962

Windsor, Jason .....2006  
 Wingo, Al ..... 1919  
 Wingo, Ed ..... 1920  
 Winston, Hank .....1933  
 Wirth, Alan ..... 1978-80  
 Witasick, Jay 1996-98; 05-07  
 Witmeyer, Ron .....1991  
 Witt, Bobby ..... 1992-94  
 Witt, Whitey. 1916-17, 19-21  
 Wojciechowski, Steve.....  
 1995-97  
 Wojcik, John ..... 1962-64  
 Wolf, Lefty .....1921  
 Wolf, Ross .....2010  
 Wolfe, Chuck ..... 1923  
 Wolff, Roger ..... 1941-43  
 Woodack, Dooley ..... 1970  
 Wood, Doc .....1923  
 Wood, Jason .....1998  
 Wood, Mike .....2003  
 Woodard, Darrell .....1978  
 Woods, Gary.....1976  
 Worden, Fred ..... 1914  
 Worrell, Tim ..... 1998-99  
 Wortham, Rich .....1983  
 Wright, Ed .....1952  
 Wright, Taffy ..... 1949  
 Wuertz, Michael..... 2009-10  
 Wyatt, John..... 1961-66, 69  
 Wyckoff, Weldon ..... 1913-16  
 Wyse, Hank ..... 1950-51

**Y**

Yabu, Keiichi .....2005  
 Yankowski, George... 1942  
 Yarrison, Rube ..... 1922  
 Yerkes, Carroll ..... 1927-29  
 York, Lefty .....1919  
 York, Rudy .....1948  
 Yoter, Elmer ..... 1921  
 Young, Curt ..... 1983-91, 93  
 Young, Ernie ..... 1994-97  
 Young, Matt .....1989  
 Young, Ralph .....1922  
 Yount, Eddie .....1937

**Z**

Zachary, Tom ..... 1918  
 Zapustas, Joe ..... 1933  
 Zernial, Gus ..... 1951-57  
 Ziegler, Brad ..... 2008-10  
 Zinn, Jimmy .....1919  
 Zito, Barry ..... 2000-06  
 Zoldak, Sam ..... 1951-52

HISTORY

**BIG FIRST INNINGS IN OAKLAND HISTORY**

Runs	Opponent	Date	Final Score
13	vs. California	July 5, 1996	W, 16-8
9	vs. Texas	Sept. 30, 2000	W, 23-2
9	vs. Baltimore	Sept. 3, 2006	W, 10-1
8	vs. Minnesota	Aug. 4, 1980	W, 11-2
8	at Toronto	Aug. 14, 1999	W, 13-5
7	vs. New York	July 24, 1970	W, 11-0

Runs	Opponent	Date	Final Score
7	vs. Kansas City	July 25, 1976	W, 9-2
7	vs. Detroit	June 2, 1986	W, 7-1
7	at Chicago	June 16, 1990	W, 12-3
7	vs. Detroit	June 26, 1994	W, 10-5
7	at Anaheim	July 2, 2000	W, 10-3

# OAKLAND A'S COACHES

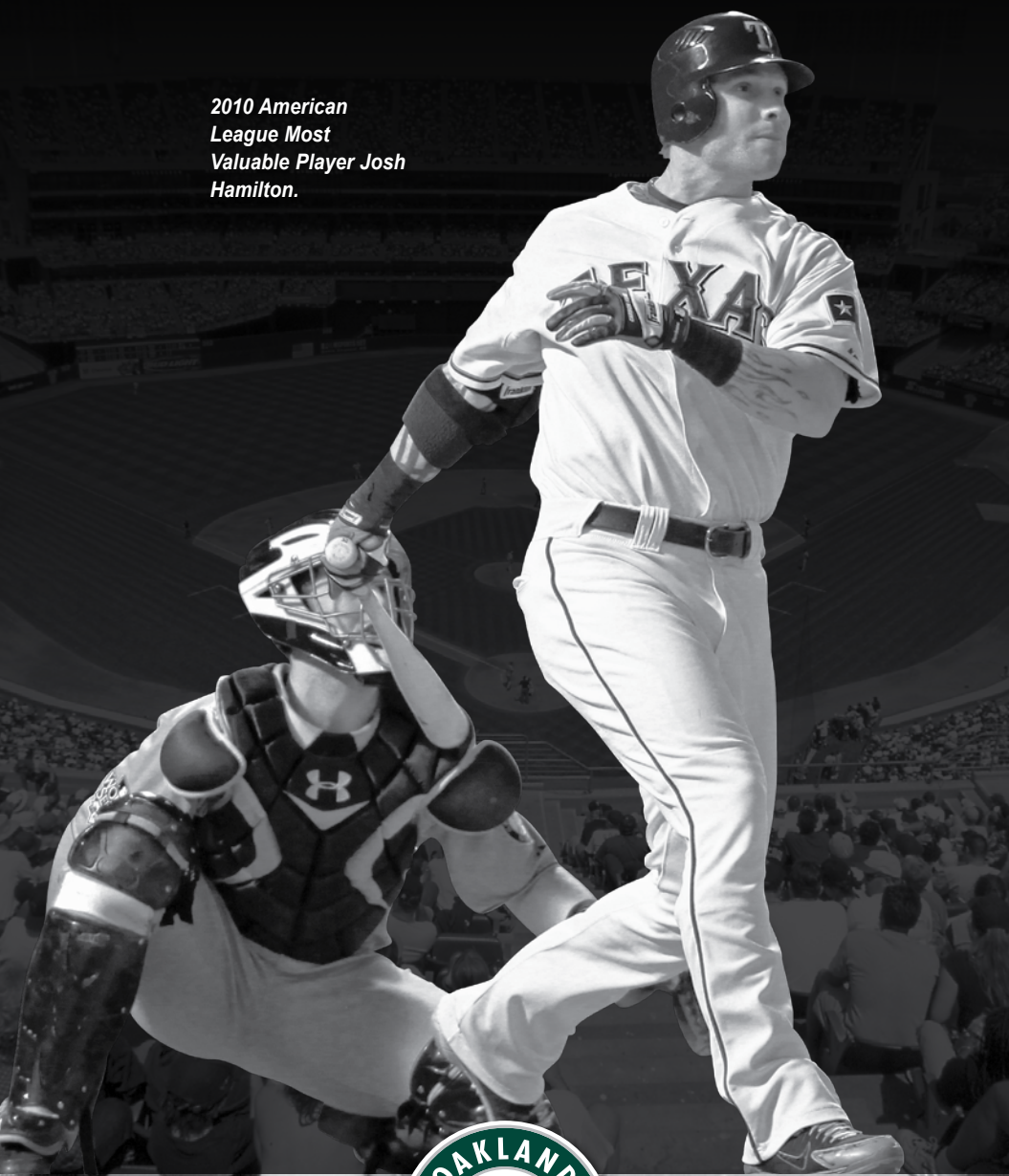
Adair, Jerry ..... 72-74	Hudgens, Dave..... 99, 03-05	Mitterwald, George .....79-82	Schoendienst, Red ..... 77-78
Alejo, Bob ..... 96-97	Jackson, Reggie.....91	Moore, Jackie .....81-84	Schueler, Ron ..... 83-84
Bosley, Thad ..... 99-03	Jones, Gary .....98	Monchak, Al.....76	Skaalen, Jim ..... 09-10
Boyer, Clete ..... 80-85	Kusnyer, Art ..... 89-95	Newman, Jeff.....86	Speier, Chris .....04
Burleson, Rick .....91	Lachemann, Rene ..... 87-92, 05-07	Noren, Irv.....71-74	Stange, Lee .....77-79
Cluck, Bob ..... 96-97	Lansford, Carney..... 94-95	Nottle, Ed.....83	Steverson, Todd..... 09-10
DeFrancisco, Tony.....08	Lau, Charlie .....70	Paul, Mike .....87-88	Stock, Wes ..... 73-76, 84-86
Didier, Bob ..... 84-86	Lefebvre, Jim ... 87-88, 94-95	Perry, Gerald .....06	Van Burklee, Ty ..... 07-08
DiMaggio, Joe ..... 68-69	Lollar, Sherm ..... 68-69	Peterson, Rick .....98-03	Wakamatsu, Don .....08
Dyer, Duffy .....96-98	Lonnett, Joe .....76	Plaza, Ron .....86	Waller, Tye ..... 07-10
Duncan, Dave ..... 86-95	Lumpe, Jerry.....71	Posedel, Bill .....68-72	Walling, Denny..... 96-98
Ermer, Cal.....77	Luzinski, Greg.....93	Quade, Mike .....00-02	Walls, Lee ..... 79-82
Fischer, Brad ..... 96-07	Macha, Ken ..... 99-02	Rader, Doug .....92	Washington, Ron ..... 96-06
Fowler, Art..... 80-82	Maxvill, Dal .....75	Rettenmund, Merv .....89-90	Watson, Bob ..... 86-88
Francona, Terry .....03	McKay, Dave ..... 84-95	Reynolds, Tommie .....89-95	Williams, Billy..... 83-85
Gallego, Mike..... 09-10	McKeon, Jack .....78	Romanick, Ron .....08-10	Winkles, Bobby..... 74-75
Geren, Bob ..... 03-06	McNamara, John ..... 68-69	Rudi, Joe .....86-87	Young, Curt.....04-10
Hofman, Bob.... 69-70, 74-78	Metro, Charlie.....82	Saul, Jim.....79	
Hoscheit, Vern ..... 69-74		Schaefer, Bob.....07	

# OAKLAND A'S & SAN FRANCISCO GIANTS

Since 1968, there have been a total of 70 players who have played for both the Oakland Athletics and San Francisco Giants. Here is an alphabetical listing of those players.

Player	With A's	With Giants	Player	With A's	With Giants
Mike Aldrete	1993-95	1986-88	Brian Kingman	1979-82	1983
Gary Alexander	1978	1975-77	Dave Kingman	1984-86	1971-74
Felipe Alou	1970-71	1958-63	Brad Komminsk	1991	1990
Jesus Alou	1973-74	1963-68	Bob Lacey	1977-80	1984
Matty Alou	1972	1960-65	Gary Lavelle	1987	1974-84
Dusty Baker	1985-86	1984	Johnnie LeMaster	1986	1975-85
Bill Bathe	1986	1989-90	Darren Lewis	1990	1991-95
Vida Blue	1969-77	1978-81; 1985-86	Brent Mayne	1997	1998-99
Ollie Brown	1972	1965-68	David McCarty	2003	1995-96
Ernie Camacho	1980	1989-90	Willie McCovey	1976	1959-73; 1977-80
Santiago Casilla	2004-09	2010	Willie McGee	1990	1991-94
Alberto Castillo	2005	2003	Kevin Mitchell	1998	1987-91
Orlando Cepeda	1972	1958-66	Joe Morgan	1984	1981-82
Doug Clark	2005	2006	Bill North	1973-78	1979-81
Joe Coleman	1977-78	1979	Marty Perez	1977-78	1976
John D'Acquisto	1982	1973-76	Luis Quinones	1983	1986
Rajai Davis	2008-10	2007-08	Dave Righetti	1994	1991-93
Kelly Downs	1992-93	1986-92	Ernest Riles	1991	1988-90
Ray Durham	2002	2003-08	Rick Rodriguez	1986-87	1990
Randy Elliott	1980	1977	Alejandro Sanchez	1987	1984
Alan Embree	2007-08	1999-2001	Scott Sanderson	1990	1993
Keith Foulke	2003; 2008	1997	F.P. Santangelo	2001	1999
Tito Fuentes	1978	1965-67; 1969-74	Scott Service	2000	1995
Phil Garner	1973-76	1988	Lary Sorensen	1984	1988
Dan Giese	2009	2007	Elias Sosa	1978	1972-74
Rich Gossage	1992-93	1989	Champ Summers	1974	1982-83
Jose Guillen	2003	2010	Gary Thomasson	1978	1972-77
Dave Heaverlo	1978-79; 1981	1975-77	Rusty Tillman	1986	1988
Dave Henderson	1988-93	1987	Brett Tomko	2009	2004-05
Gil Heredia	1998-01	1991-92	Manny Trillo	1973-74	1984-85
Stan Javier	1986-90; 1994-95	1996-99	Ed Vosberg	1994	1990
John Johnstone	1997	1997-2000	Jay Witasick	1996-98; 05-07	2002
Ed Jurak	1988	1989	Tim Worrell	1998-99	2001-03; 06
Bob Kearney	1981-83	1979	Keiichi Yabu	2005	2008
Mike Kingery	1992	1990-91	Barry Zito	2000-06	2007-10

*2010 American  
League Most  
Valuable Player Josh  
Hamilton.*



**OPPONENTS**

# BALTIMORE ORIOLES



American League East  
 Oriole Park at Camden Yards  
 333 W. Camden Street  
 Baltimore, MD 21201

Switchboard: (410) 547-6100  
 Press Box: (410) 547-6257, 6259  
 Media Relations: (410) 547-6150  
 Communications FAX: (410) 547-6272

Chairman of the Board, Chief Executive Officer ..... Peter G. Angelos  
 Executive Vice President ..... John P. Angelos  
 President, Baseball Operations ..... Andy MacPhail  
 Manager ..... Buck Showalter  
 916-856 (12 seasons overall)  
 34-23 (1 season with Baltimore)  
 Director, Public Relations ..... Monica Barlow (410) 547-6160  
 Media Relations Manager ..... Jeff Lantz (410) 547-6106  
 Coordinator, Baseball Information ..... Jay Moskowitz (410) 547-6167  
 Team Travel Coordinator ..... Kevin Buck (410) 547-6075  
 Stadium ..... Oriole Park at Camden Yards  
 Capacity / Opened ..... 45,971 / 1992

## SERIES FACTS

Longest A's Winning Streak: 9, May 5, 2008-August 10, 2009  
 Longest Orioles Winning Streak: 13, August 14, 1977-April 27, 1979  
 Last A's Series Sweep at Oakland (3 games): June 5-7, 2009  
 Last A's Series Sweep at Oakland (4 games): August 23-26, 2004  
 Last A's Series Sweep at Baltimore (3 games): August 16-18, 2004  
 Last A's Series Sweep at Baltimore (4 games): August 26-29, 2005  
 Last Orioles Series Sweep at Oakland (3 games): August 15-17, 2005  
 Last Orioles Series Sweep at Oakland (4 games): May 22-25, 1987  
 Last Orioles Series Sweep at Baltimore (3 games): July 21-23, 1998  
 Last Orioles Series Sweep at Baltimore (4 games): July 7-9, 1961  
 Most Runs in a Game by Oakland: 15, August 30, 2001 (15-0)  
 Most Runs in a Game by Baltimore: 18, August 15, 1996 (18-5)  
 Widest Margin of Victory by Oakland: 15, August 30, 2001 (15-0)  
 Widest Margin of Victory by Baltimore: 13, August 15, 1996 (18-5)

## SERIES BREAKDOWN

	W	L	PCT.
PHI vs. Brewers (1901)	14	6	.700
PHI vs. Browns (1902-53)	606	513	.542
PHI vs. Orioles (1954)	12	10	.545
KC vs. Orioles (1955-67)	104	151	.408
OAK vs. Orioles (1968-2010)	239	237	.502
<b>Totals</b>	<b>975</b>	<b>917</b>	<b>.515</b>
<b>at the Coliseum</b>	<b>117</b>	<b>124</b>	<b>.485</b>
<b>at Camden Yards</b>	<b>55</b>	<b>39</b>	<b>.585</b>

## 2011 SCHEDULE

Dates	Site	Times
May 27-29	OAK	7:05, 6:05, 1:05
June 6-8	BAL	4:05, 4:05, 4:05
Aug. 15-17	OAK	7:05, 7:05, 12:35

## 2010 RECAP

Date	H-A	W-L	Score	Winner	Loser
4/15	H	W	6-2	Sheets	Hernandez
4/16	H	W	4-2	Braden	Millwood
4/17	H	W	4-3	Blevins	Johnson
4/18	H	L	3-8	Matusz	Anderson
5/25	A	L	1-5	Guthrie	Ross
5/26	A	W	6-1	Cahill	Matusz
5/27	A	W	7-5	Wuertz	Hendrickson
6/29	A	W	4-2	Mazzaro	Matusz
6/30	A	L	6-9	Albers	Bowers
7/1	A	W	8-1	Cahill	Arrieta
<b>Totals</b>	<b>7-3</b>	<b>49-38</b>			

## YEAR-BY-YEAR SERIES RESULTS

Year	Home	Road	Totals	Year	Home	Road	Totals	Year	Home	Road	Totals
1968	6-4	3-5	9-9	1983	3-3	1-5	4-8	1998	1-4	2-4	3-8
1969	3-3	1-5	4-8	1984	2-4	4-2	6-6	1999	4-2	3-3	7-5
1970	3-3	2-4	5-7	1985	3-3	2-4	5-7	2000	4-2	4-2	8-4
1971	2-4	2-3	4-7	1986	5-3	2-2	7-5	2001	4-2	3-0	7-2
1972	1-5	5-1	6-6	1987	2-4	3-3	5-7	2002	1-2	4-2	5-4
1973	3-3	4-2	7-5	1988	4-2	4-2	8-4	2003	6-0	1-2	7-2
1974	2-4	4-2	6-6	1989	5-1	2-4	7-5	2004	4-0	3-0	7-0
1975	5-1	3-3	8-4	1990	3-3	5-1	8-4	2005	0-3	6-1	6-4
1976	4-2	4-2	8-4	1991	4-2	5-1	9-3	2006	2-1	2-1	4-2
1977	0-5	2-3	2-8	1992	1-5	5-1	6-6	2007	1-2	3-2	4-4
1978	0-6	0-5	0-11	1993	1-5	1-5	2-10	2008	3-0	2-0	5-0
1979	2-4	2-4	4-8	1994	3-3	2-4	5-7	2009	3-0	2-1	5-1
1980	2-4	3-3	5-7	1995	3-3	4-2	7-5	2010	3-1	4-2	7-3
1981	3-3	2-4	5-7	1996	2-5	2-4	4-9	<b>Totals</b>	<b>117-124</b>	<b>122-113</b>	<b>239-237</b>
1982	3-3	2-4	5-7	1997	1-5	2-3	3-8				

# BOSTON RED SOX



American League East  
 Fenway Park  
 4 Yawkey Way  
 Boston, MA 02215-3496  
**Switchboard:** (617) 226-6000  
**Press Box:** (617) 226-6732  
**Media Relations:** (617) 226-6613  
**Media Relations FAX:** (617) 226-6713

Principal Owner ..... John Henry  
 President, Chief Executive Officer ..... Larry Lucchino  
 Executive Vice President, General Manager ..... Theo Epstein  
 Manager ..... Terry Francona  
 939-843 (11 seasons overall)  
 654-480 (7 seasons with Boston)  
 Director, Media Relations ..... Pam Ganley (617) 226-6715  
 Manager, Media Relations ..... Leah Tobin (617) 226-6519  
 Coordinator, Media Relations ..... Abby DeCiccio (617) 226-6214  
 Traveling Secretary ..... Jack McCormick (617) 226-6747  
 Stadium ..... Fenway Park  
 Capacity / Opened ..... 37,493 (night); 37,065 (day) / 1912

## SERIES FACTS

**Longest A's Winning Streak:** 6, June 13-August 3, 1969  
**Longest Red Sox Winning Streak:** 11, July 10, 1993-April 28, 1994  
**Last A's Series Sweep at Oakland (3 games):** May 23-25, 2008  
**Last A's Series Sweep at Oakland (4 games):** None  
**Last A's Series Sweep at Boston (3 games):** September 3-5, 1990  
**Last A's Series Sweep at Boston (4 games):** August 10-12, 1971  
**Last Red Sox Series Sweep at Oakland (3 games):** September 6-8, 2004  
**Last Red Sox Series Sweep at Oakland (4 games):** August 4-7, 1977  
**Last Red Sox Series Sweep at Boston (3 games):** August 1-3, 2008  
**Last Red Sox Series Sweep at Boston (4 games):** July 22-25, 1993  
**Most Runs in a Game by Oakland:** 21, June 14, 1969 (21-7)  
**Most Runs in a Game by Boston:** 16 (twice), last: May 20, 1996 (16-4)  
**Widest Margin of Victory by Oakland:** 14, June 14, 1969 (21-7)  
**Widest Margin of Victory by Boston:** 12 (three times), last: April 15, 2000 (14-2)

## SERIES BREAKDOWN

	W	L	PCT.
PHI vs. Red Sox (1901-54)	533	632	.458
KC vs. Red Sox (1955-67)	109	149	.422
OAK vs. Red Sox (1968-2010)	217	268	.447
<b>Totals</b>	<b>859</b>	<b>1049</b>	<b>.450</b>
<b>at the Coliseum</b>	<b>128</b>	<b>113</b>	<b>.531</b>
<b>at Fenway Park (since 1968)</b>	<b>88</b>	<b>154</b>	<b>.364</b>

## 2011 SCHEDULE

Dates	Site	Times
April 19-20	OAK	7:05, 12:35
June 3-5	BOS	4:10, 4:10, 10:35
Aug. 26-28	BOS	4:10, 10:10, 10:35

## 2010 RECAP

Date	H-A	W-L	Score	Winner	Losers
6/1	A	L	4-9	Lackey	Ross
6/2	A	L	4-6	Matsuzaka	Sheets
6/3	A	W	9-8	Mazzaro	Wakefield
7/19	H	L	1-2	Matsuzaka	Sheets
7/20	H	W	5-4	Bailey	Ramirez
7/21	H	W	6-4	Gonzalez	Buchholz
9/10	H	W	5-0	Cahill	Buchholz
9/11	H	W	4-3	Anderson	Lackey
9/12	H	L	3-5	Beckett	Braden
<b>Totals</b>	<b>5-4</b>	<b>41-41</b>			

## YEAR-BY-YEAR SERIES RESULTS

Year	Home	Road	Totals	Year	Home	Road	Totals	Year	Home	Road	Totals
1968	6-3	4-5	10-8	1984	3-3	2-4	5-7	2000	2-2	3-3	5-5
1969	4-2	4-2	8-4	1985	2-4	2-4	4-8	2001	4-2	1-2	5-4
1970	4-2	1-5	5-7	1986	3-3	2-4	5-7	2002	0-3	3-3	3-6
1971	4-2	5-1	9-3	1987	5-1	3-3	8-4	2003	2-2	2-1	4-3
1972	1-5	2-4	3-9	1988	6-0	3-3	9-3	2004	0-3	1-5	1-8
1973	3-3	5-1	8-4	1989	4-2	1-5	5-7	2005	2-1	2-5	4-6
1974	2-4	2-4	4-8	1990	4-2	4-2	8-4	2006	4-2	3-1	7-3
1975	4-2	2-4	6-6	1991	2-4	2-4	4-8	2007	3-1	1-3	4-4
1976	5-1	3-3	8-4	1992	4-2	3-3	7-5	2008	4-3	0-3	4-6
1977	2-4	1-4	3-8	1993	2-4	1-5	3-9	2009	2-1	3-4	5-5
1978	3-2	2-3	5-5	1994	1-5	2-4	3-9	2010	4-2	1-2	5-4
1979	2-4	1-5	3-9	1995	2-5	2-3	4-8	<b>Totals</b>	<b>129-114*</b>	<b>88-154</b>	<b>217-268</b>
1980	2-4	1-5	3-9	1996	4-2	1-6	5-8				
1981	4-2	1-5	5-7	1997	3-3	1-4	4-7				
1982	4-2	0-6	4-8	1998	1-4	1-5	2-9				
1983	2-4	2-4	4-8	1999	4-2	2-2	6-4				

\*includes 1-1 in Tokyo, Japan

# CHICAGO WHITE SOX



American League Central  
U.S. Cellular Field  
333 West 35th Street  
Chicago, IL 60616

Switchboard: (312) 674-1000

Press Box: (312) 674-5190

Media Relations: (312) 674-5300

Media Relations FAX: (312) 674-5116

Chairman ..... Jerry Reinsdorf  
Senior Vice President, General Manager ..... Ken Williams  
Manager ..... Ozzie Guillen  
600-535 (7 seasons)

Senior Vice President, Communications ..... Scott Reifert (312) 674-5302  
Director, Media Relations ..... Bob Beghtol (312) 674-5303  
Assistant Director, Media Relations ..... Patrick O'Connell (312) 674-5306  
Coordinator, Media Services ..... Ray Garcia (312) 674-5300  
Director of Team Travel ..... Ed Cassin (312) 674-5296  
Stadium ..... U.S. Cellular Field  
Capacity / Opened ..... 40,615 / 1991

## SERIES FACTS

Longest A's Winning Streak: 11, June 20-September 7, 1970  
Longest White Sox Winning Streak: 9, August 1, 1996-August 5, 1997  
Last A's Series Sweep at Oakland (3 games): August 14-16, 2007  
Last A's Series Sweep at Oakland (4 games): August 5-8, 1999  
Last A's Series Sweep at Chicago (3 games): July 8-10, 2005  
Last A's Series Sweep at Chicago (4 games): May 22-24, 1970  
Last White Sox Series Sweep at Oakland (3 games): May 16-18, 1997  
Last White Sox Series Sweep at Oakland (4 games): Sept. 24-27, 1987  
Last White Sox Series Sweep at Chicago (3 games): May 22-24, 2006  
Last White Sox Series Sweep at Chicago (4 games): May 8-11, 1997  
Most Runs in a Game by Oakland: 16 (twice), last: April 27, 2002 (16-1)  
Most Runs in a Game by Chicago: 17 (twice), last: Sept. 23, 1992 (17-6)  
Widest Margin of Victory by Oakland: 15, April 27, 2002 (16-1)  
Widest Margin of Victory by Chicago: 16, October 3, 1987 (17-1)

## SERIES BREAKDOWN

	W	L	PCT.
PHI vs. White Sox (1901-54)	585	589	.498
KC vs. White Sox (1955-67)	92	166	.357
OAK vs. White Sox (1968-2010)	283	261	.520
<b>Totals</b>	<b>960</b>	<b>1016</b>	<b>.486</b>
at the Coliseum	150	127	.542
at U.S. Cellular Field	51	46	.526

## 2011 SCHEDULE

Dates	Site	Times
April 11-13	CWS	5:10, 5:10, 11:10
May 13-15	OAK	7:05, 1:05, 1:05
June 9-12	CWS	5:10, 5:10, 4:10, 11:10

## 2010 RECAP

Date	H-A	W-L	Score	Winner	Loser
7/23	H	L	1-5	BUEHRLE	Cahill
7/24	H	W	10-2	Mazzaro	Garcia
7/25	H	W	6-4	Braden	Hudson
7/30	A	L	1-6	Harrell	Anderson
7/31	A	W	6-2	BRADEN	Danks
8/1	A	L	1-4	Floyd	GONZALEZ
9/20	H	W	3-0	Bonser	Linebrink
9/21	H	W	7-2	Cahill	Buehrle
9/22	H	L	3-4	Thornton	Ziegler
<b>Totals</b>		<b>5-4</b>	<b>38-29</b>		

## YEAR-BY-YEAR SERIES RESULTS

Year	Home	Road	Totals	Year	Home	Road	Totals	Year	Home	Road	Totals
1968	4-5	4-5	8-10	1983	4-3	1-5	5-8	1998	3-2	4-2	7-4
1969	6-3	4-5	10-8	1984	4-2	3-4	7-6	1999	4-0	3-3	7-3
1970	7-2	9-0	16-2	1985	3-4	2-4	5-8	2000	2-4	1-2	3-6
1971	1-8	6-3	7-11	1986	4-2	2-5	6-7	2001	3-0	5-1	8-1
1972	6-3	2-4	8-7	1987	3-4	1-5	4-9	2002	6-0	1-2	7-2
1973	6-3	6-3	12-6	1988	3-3	5-2	8-5	2003	2-1	3-3	5-4
1974	7-2	4-5	11-7	1989	4-3	4-2	8-5	2004	5-1	2-1	7-2
1975	6-3	3-6	9-9	1990	1-5	4-3	5-8	2005	4-2	3-0	7-2
1976	6-3	3-5	9-8	1991	4-3	2-4	6-7	2006	3-0	0-3	3-3
1977	3-5	2-5	5-10	1992	4-2	4-3	8-5	2007	4-2	1-2	5-4
1978	3-4	5-3	8-7	1993	3-4	3-3	6-7	2008	1-2	3-3	4-5
1979	3-4	1-5	4-9	1994	1-5	2-1	3-6	2009	1-2	4-2	5-4
1980	3-3	4-3	7-6	1995	3-3	2-4	5-7	2010	4-2	1-2	5-4
1981	2-5	4-2	6-7	1996	2-4	5-1	7-5	<b>Totals</b>	<b>150-127</b>	<b>133-134</b>	<b>283-261</b>
1982	1-5	3-4	4-9	1997	1-4	2-4	3-8				

# CLEVELAND INDIANS



American League Central  
Progressive Field  
2401 Ontario Street  
Cleveland, OH 44115

Switchboard: (216) 420-4200

Press Box: (216) 420-4654

Media Relations: (216) 420-4380

Media Relations FAX: (216) 420-4396

Owner, Chief Executive Officer ..... Lawrence J. Dolan  
Owner ..... Paul J. Dolan  
Executive Vice President, General Manager..... Chris Antonetti  
Manager ..... Manny Acta

227-345 (4 seasons)

69-93 (1 season with Cleveland)

Director of Media Relations ..... Bart Swain (216) 420-4386

Manager, Media Relations..... Jeff Sibel (216) 420-4391

Manager of Media Relations, Administration & Credentials.....

Susie Giuliano (216) 420-4388

Assistant, Media Relations ..... Matt Whewell (216) 420-4658

Director of Team Travel..... Mike Seghi (216) 420-4303

Stadium ..... Progressive Field

Capacity / Opened ..... 43,441 / 1994

## SERIES FACTS

Longest A's Winning Streak: 10, July 31, 1971-August 18, 1972

Longest Indians Winning Streak: 13, May 27, 1994-July 23, 1995

Last A's Series Sweep at Oakland (3 games): April 25-27, 2003

Last A's Series Sweep at Oakland (4 games): September 17-20, 2009

Last A's Series Sweep at Cleveland (3 games): September 18-20, 1989

Last A's Series Sweep at Cleveland (4 games): August 19-22, 2002

Last Indians Series Sweep at Oakland (3 games): April 10-12, 2000

Last Indians Series Sweep at Oakland (4 games): April 26-29, 1999

Last Indians Series Sweep at Cleveland (3 games): May 13-15, 2008

Last Indians Series Sweep at Cleveland (4 games): July 14-16, 1995

Most Runs in a Game by Oakland: 17, August 2, 2001 (17-4)

Most Runs in a Game by Cleveland: 20, May 4, 1991 (20-6)

Widest Margin of Victory by Oakland: 13, August 2, 2001 (17-4)

Widest Margin of Victory by Cleveland: 14, May 4, 1991 (20-6)

## SERIES BREAKDOWN

	W	L	PCT.
PHI vs. Indians (1901-54)	529	642	.452
KC vs. Indians (1955-67)	106	151	.412
OAK vs. Indians (1968-2010)	248	215	.536
<b>Totals</b>	<b>883</b>	<b>1008</b>	<b>.467</b>
at the Coliseum	131	94	.582
at Progressive Field	32	52	.381

## 2011 SCHEDULE

Dates	Site	Times
May 3-5	OAK	7:05, 7:05, 12:35
Aug. 29-Sept. 1	CLE	4:05, 4:05, 4:04 10:05

## 2010 RECAP

Date	H-A	W-L	Score	Winner	Loser
4/23	H W	10-0	Duchscherer	Westbrook	
4/24	H L	1-6	Carmona	Gaudin	
4/25	H W	11-0	Gonzalez	Masterson	
7/2	A W	3-0	Gonzalez	Talbot	
7/3	A L	4-5	Sipp	Breslow	
7/4	A W	3-1	Mazzaro	Carmona	
8/24	A W	5-0	Gonzalez	Carmona	
8/25	A W	6-1	Cahill	Talbot	
8/26	A L	2-3	Masterson	Mazzaro	
<b>Totals</b>	<b>6-3</b>	<b>45-16</b>			

## YEAR-BY-YEAR SERIES RESULTS

Year	Home	Road	Totals	Year	Home	Road	Totals	Year	Home	Road	Totals
1968	7-2	5-4	12-6	1983	1-5	4-2	5-7	1998	4-1	4-2	8-3
1969	3-3	4-2	7-5	1984	2-4	3-3	5-7	1999	1-5	1-5	2-10
1970	3-3	2-4	5-7	1985	5-1	4-2	9-3	2000	3-3	3-3	6-6
1971	4-2	4-2	8-4	1986	2-4	0-6	2-10	2001	1-3	2-1	3-4
1972	6-0	4-2	10-2	1987	4-2	4-2	8-4	2002	1-2	4-0	5-2
1973	5-1	4-2	9-3	1988	5-1	3-3	8-4	2003	5-1	1-2	6-3
1974	4-2	3-3	7-5	1989	4-2	6-0	10-2	2004	2-1	1-5	3-6
1975	5-1	5-1	10-2	1990	5-1	3-3	8-4	2005	2-1	1-5	3-6
1976	4-2	4-2	8-4	1991	3-3	4-2	7-5	2006	4-2	2-1	6-3
1977	1-4	2-3	3-7	1992	3-3	3-3	6-6	2007	2-1	2-5	4-6
1978	3-2	3-3	6-4	1993	2-4	2-4	4-8	2008	2-1	2-4	4-5
1979	3-3	1-5	4-8	1994	0-3	0-3	0-6	2009	4-0	1-2	5-2
1980	4-2	2-4	6-6	1995	0-3	0-4	0-7	2010	2-1	4-2	6-3
1981	1-1	1-2	2-3	1996	4-2	2-4	6-6	<b>Totals</b>	<b>131-94</b>	<b>117-121</b>	<b>248-215</b>
1982	3-3	5-1	8-4	1997	2-3	2-4	4-7				



# DETROIT TIGERS



American League Central  
Comerica Park  
2100 Woodward Avenue  
Detroit, MI 48201  
Switchboard: (313) 471-2000  
Press Box: (313) 471-2103, 2104  
Media Relations: (313) 471-2114  
Media Relations FAX: (313) 471-2138

Owner, Director..... Michael Ilitch  
President, Chief Executive Officer, General Manager.. David Dombrowski  
Manager..... Jim Leyland  
1493-1518 (19 seasons overall)  
424-387 (5 seasons with Detroit)  
Vice President, Communications..... Ron Colangelo (313) 471-2024  
Director, Baseball Media Relations..... Brian Britten (313) 471-2276  
Manager, Baseball Media Relations..... Rick Thompson (313) 471-2114  
Coordinator, Baseball Media Relations..... Russ Carlton (313) 471-2227  
Traveling Secretary..... Bill Brown (313) 471-2092  
Stadium..... Comerica Park  
Capacity / Opened..... 41,225 / 2000

## SERIES FACTS

Longest A's Winning Streak: 7, September 6, 1986-May 9, 1987  
Longest Tigers Winning Streak: 7, September 14, 1997-August 14, 1998  
Last A's Series Sweep at Oakland (3 games): June 2-4, 2008  
Last A's Series Sweep at Oakland (4 games): None  
Last A's Series Sweep at Detroit (3 games): August 23-25, 2002  
Last A's Series Sweep at Detroit (4 games): August 3-6, 2001  
Last Tigers Series Sweep at Oakland (3 games): None  
Last Tigers Series Sweep at Oakland (4 games): None  
Last Tigers Series Sweep at Detroit (3 games): May 15-17, 2009  
Last Tigers Series Sweep at Detroit (4 games): August 10-12, 1965  
Most Runs in a Game by Oakland: 16 (twice), last: Aug. 10, 2007 (16-10)  
Most Runs in a Game by Detroit: 20, April 13, 1993 (20-4)  
Widest Margin of Victory by Oakland: 12 (twice), last: June 19, 1999 (13-1)  
Widest Margin of Victory by Detroit: 16, April 13, 1993 (20-4)

## SERIES BREAKDOWN

	W	L	PCT.
PHI vs. Tigers (1901-54)	562	601	.483
KC vs. Tigers (1955-67)	106	152	.411
OAK vs. Tigers (1968-2010)	231	223	.509
<b>Totals</b>	<b>899</b>	<b>976</b>	<b>.479</b>
at the Coliseum	128	97	.569
at Comerica Park	25	18	.581

## 2011 SCHEDULE

Dates	Site	Times
April 14-17	OAK	7:05, 7:05, 1:05, 1:05
July 19-20	DET	4:05, 4:05
Sept. 15-18	OAK	7:05, 7:05, 1:05, 1:05

## 2010 RECAP

Date	H-A	W-L	Score	Winner	Loser
5/19	H	L	1-5	VERLANDER	Braden
5/20	H	L	2-5	Bonderman	Ross
5/28	A	W	5-4	Ziegler	Perry
5/29	A	W	6-0	Anderson	Porcello
5/30	A	L	2-10	Scherzer	Braden
5/31	A	W	4-1	Cahill	Verlander
<b>Totals</b>	<b>3-3</b>	<b>20-25</b>			

## YEAR-BY-YEAR SERIES RESULTS

Year	Home	Road	Totals
1968	3-6	2-7	5-13
1969	3-3	2-4	5-7
1970	3-3	3-3	6-6
1971	4-2	4-2	8-4
1972	4-2	4-2	8-4
1973	4-2	1-5	5-7
1974	3-3	4-2	7-5
1975	2-4	4-2	6-6
1976	4-2	2-4	6-6
1977	3-2	2-3	5-5
1978	2-3	2-3	4-6
1979	2-4	3-3	5-7
1980	4-2	2-4	6-6
1981	2-1	0-0	2-1
1982	2-4	1-5	3-9
1983	4-2	2-4	6-6

Year	Home	Road	Totals
1984	3-3	0-6	3-9
1985	2-4	2-4	4-8
1986	4-2	2-4	6-6
1987	4-2	3-3	7-5
1988	4-2	4-2	8-4
1989	4-2	4-2	8-4
1990	4-2	2-4	6-6
1991	4-2	4-2	8-4
1992	4-2	2-4	6-6
1993	3-3	1-5	4-8
1994	3-0	1-5	4-5
1995	2-0	1-2	3-2
1996	3-3*	5-1	8-4
1997	2-4	2-3	4-7
1998	3-3	1-4	4-7
1999	2-2	4-2	6-4

Year	Home	Road	Totals
2000	3-3	1-3	4-6
2001	2-1	4-0	6-1
2002	3-1	3-0	6-1
2003	2-1	4-2	6-3
2004	3-3	2-1	5-4
2005	3-0	2-1	5-1
2006	3-3	1-2	4-5
2007	4-2	2-2	6-4
2008	3-0	3-3	6-3
2009	4-2	0-3	4-5
2010	0-2	3-1	3-3
<b>Totals</b>	<b>130-99*</b>	<b>101-124</b>	<b>231-223</b>

\*includes 2-2 in Las Vegas

# KANSAS CITY ROYALS



American League Central  
 Kauffman Stadium  
 1 Royal Way  
 Kansas City, MO 64129  
**Switchboard:** (816) 921-8000  
**Press Box:** (816) 504-4391, 4392, 4393  
**Media Relations:** (816) 504-4362, 4368, 4369  
**Media Relations FAX:** (816) 921-5775

**Owner, Chief Executive Officer** .....David Glass  
**President** ..... Dan Glass  
**Senior Vice President, Baseball Operations/GM** .....Dayton Moore  
**Manager** .....Ned Yost  
 512-574 (7 seasons)  
 55-72 (1 season with Kansas City)  
**Vice President, Communications and Broadcasting** .....Mike Swanson  
 (816) 504-4713  
**Director, Media Relations**.....David Holtzman (816) 504-4368  
**Coordinator, Media Services** .....Dina Blevins (816) 504-4369  
**Coordinator, Communications and Broadcasting** ..... Collby Curry  
 (816) 504-4362  
**Senior Director, Team Travel and Clubhouse Operations** ...Jeff Davenport  
 (816) 504-4755  
**Stadium** .....Kauffman Stadium  
**Capacity / Opened** .....37,903 / 1973

## SERIES FACTS

**Longest A's Winning Streak:** 10, May 31, 2003-May 23, 2004  
**Longest Royals Winning Streak:** 8, September 4, 1978-June 18, 1979  
**Last A's Series Sweep at Oakland (3 games):** April 18-20, 2008  
**Last A's Series Sweep at Oakland (4 games):** September 26-28, 1977  
**Last A's Series Sweep at Kansas City (3 games):** July 16-18, 2010  
**Last A's Series Sweep at Kansas City (4 games):** None  
**Last Royals Series Sweep at Oakland (3 games):** July 28-30, 2008  
**Last Royals Series Sweep at Oakland (4 games):** None  
**Last Royals Series Sweep at Kansas City (3 games):** Sept. 2-4, 2008  
**Last Royals Series Sweep at Kansas City (4 games):** August 1-4, 1994  
**Most Runs in a Game by Oakland:** 21, June 18, 2000 (21-3)  
**Most Runs in a Game by Kansas City:** 16 (seven times), last: September 14, 1998 (16-6)  
**Widest Margin of Victory by Oakland:** 18, June 18, 2000 (21-3)  
**Widest Margin of Victory by Kansas City:** 16, June 25, 1984 (16-0)

## SERIES BREAKDOWN

	W	L	PCT.
OAK vs. Royals (1969-2010)	291	239	.549
<b>Total</b>	<b>291</b>	<b>239</b>	<b>.549</b>
<b>at the Coliseum</b>	<b>160</b>	<b>105</b>	<b>.604</b>
<b>at Kauffman Stadium</b>	<b>111</b>	<b>118</b>	<b>.485</b>

## 2011 SCHEDULE

Dates	Site	Times
May 6-8	KC	5:10, 4:10, 11:10
June 14-16	OAK	7:05, 7:05, 12:35
Sept. 5-7	KC	1:05, 7:05, 12:35

## 2010 RECAP

Date	H-A	W-L	Score	Winner	Loser
7/16	A	W	5-1	Gonzalez	Greinke
7/17	A	W	6-5	Breslow	Soria
7/18	A	W	9-6	Mazzaro	Bannister
8/2	H	W	6-0	CAHILL	Bannister
8/3	H	L	2-3	Chavez	Breslow
8/4	H	W	4-3	Anderson	O'Sullivan
9/13	A	W	3-1	Cramer	Hochevar
9/14	A	L	3-11	Greinke	Gonzalez
9/15	A	L	3-6	Chen	Cahill
<b>Totals</b>	<b>6-3</b>	<b>41-36</b>			

## YEAR-BY-YEAR SERIES RESULTS

Year	Home	Road	Totals	Year	Home	Road	Totals	Year	Home	Road	Totals
1969	4-5	6-3	10-8	1984	4-2	4-3	8-5	1999	5-1	1-5	6-6
1970	7-2	4-5	11-7	1985	3-4	2-4	5-8	2000	3-3	5-1	8-4
1971	7-2	6-3	13-5	1986	2-4	3-4	5-8	2001	2-1	4-2	6-3
1972	7-2	4-5	11-7	1987	3-4	5-1	8-5	2002	5-1	3-0	8-1
1973	6-3	4-5	10-8	1988	2-4	3-4	5-8	2003	2-1	5-1	7-2
1974	7-2	3-6	10-8	1989	4-3	2-4	6-7	2004	4-2	3-0	7-2
1975	8-1	3-6	11-7	1990	5-1	4-3	9-4	2005	1-2	3-0	4-2
1976	5-4	4-5	9-9	1991	4-3	3-3	7-6	2006	1-2	4-2	5-4
1977	5-3	1-6	6-9	1992	5-1	4-3	9-4	2007	2-5	2-1	4-6
1978	3-4	2-6	5-10	1993	5-2	2-4	7-6	2008	3-3	0-3	3-6
1979	3-4	1-5	4-9	1994	1-2	2-5	3-7	2009	4-1	2-1	6-2
1980	4-2	3-4	7-6	1995	3-4	5-1	8-5	2010	2-1	4-2	6-3
1981	1-2	2-1	3-3	1996	5-1	2-4	7-5	<b>Totals</b>	<b>160-105</b>	<b>131-134</b>	<b>291-239</b>
1982	3-3	3-4	6-7	1997	3-2	5-1	8-3				
1983	4-3	2-4	6-7	1998	3-3	1-4	4-7				

# LOS ANGELES ANGELS OF ANAHEIM



American League West  
 Angel Stadium of Anaheim  
 2000 Gene Autry Way  
 Anaheim, CA 92806

Switchboard: (714) 940-2000

Press Box: (714) 940-2705

Media Relations: (714) 940-2014

Media Relations FAX: (714) 940-2205

Owner ..... Arte Moreno  
 Chairman ..... Dennis Kuhl  
 General Manager ..... Tony Reagins  
 Manager ..... Mike Scioscia  
 980-802 (11 seasons)

Vice President, Communications ..... Tim Mead (714) 940-2003  
 Communications Manager ..... Eric Kay (714) 940-2173  
 Media Relations Representative ..... Jennifer Hoyer (714) 940-2013  
 Media Relations Representative ..... Ryan Cavinder (714) 940-2014  
 Media Relations Representative ..... Jonathon Ciani (714) 940-2122  
 Traveling Secretary ..... Tom Taylor (714) 940-2016  
 Stadium ..... Angel Stadium of Anaheim  
 Capacity / Opened ..... 45,389 / 1966

## SERIES FACTS

Longest A's Winning Streak: 10 (twice), last: April 26, 1991-April 20, 1992  
 Longest Angels Winning Streak: 12, Sept. 18, 1996-Sept. 17, 1997  
 Last A's Series Sweep at Oakland (3 games): June 29-July 1, 2004  
 Last A's Series Sweep at Oakland (4 games): April 18-20, 1980  
 Last A's Series Sweep at Los Angeles (3 games): July 3-5, 1998  
 Last A's Series Sweep at Los Angeles (4 games): October 4-7, 2001  
 Last Angels Series Sweep at Oakland (3 games): October 2-4, 2009  
 Last Angels Series Sweep at Oakland (4 games): July 10-13, 1997  
 Last Angels Series Sweep at Los Angeles (3 games): Sept. 27-29, 2010  
 Last Angels Series Sweep at Los Angeles (4 games): June 19-22, 1997  
 Most Runs in a Game by Oakland: 18, June 27, 1996 (18-2)  
 Most Runs in a Game by Los Angeles: 17, July 4, 1979 (17-6)  
 Widest Margin of Victory by Oakland: 16, June 27, 1996 (18-2)  
 Widest Margin of Victory by Los Angeles: 12 (twice), last: July 28, 1982 (13-1)

## SERIES BREAKDOWN

	W	L	PCT.
KC vs. Angels (1961-67)	49	77	.389
OAK vs. Angels (1968-2010)	365	296	.552
<b>Totals</b>	<b>414</b>	<b>373</b>	<b>.526</b>
at the Coliseum	190	140	.576
at Angel Stadium (since 1968)	175	156	.529

## 2011 SCHEDULE

Dates	Site	Times
April 25-27	LAA	7:05, 7:05, 4:05
May 16-17	OAK	7:05, 7:05
May 23-26	LAA	7:05, 7:05, 7:05, 12:35
July 15-17	OAK	7:05, 1:05-DH, 1:05
Sept. 12-14	OAK	7:05, 7:05, 12:35
Sept. 23-25	LAA	7:05, 6:05, 12:35

## 2010 RECAP

Date	H-A	W-L	Score	Winner	Loser
4/9	A	W	10-4	Gonzalez	Palmer
4/10	A	L	3-4	Rodney	Breslow
4/11	A	W	9-4	Braden	Saunders
5/14	A	L	0-4	SAUNDERS	BRADEN
5/15	A	L	3-12	Santana	Ross
5/16	A	L	0-4	PINEIRO	Cahill
6/7	H	L	2-4	Kazmir	Sheets
6/8	H	W	10-1	Mazzaro	Weaver
6/9	H	L	1-7	SAUNDERS	Braden
6/10	H	W	6-1	Cahill	Santana
7/9	H	L	5-6	Jepsen	Bailey
7/10	H	W	15-1	Sheets	Kazmir
7/11	H	W	5-2	Cahill	Weaver
9/3	H	W	8-0	Gonzalez	Kazmir
9/4	H	W	3-1	Cahill	Weaver
9/5	H	L	4-7	Santana	Mazzaro
9/27	A	L	5-6	Kohn	Ziegler
9/28	A	L	2-4	Haren	Braden
9/29	A	L	1-2	Cassevah	Ziegler
<b>Totals</b>		<b>8-11</b>	<b>92-74</b>		

## YEAR-BY-YEAR SERIES RESULTS

Year	Home	Road	Totals	Year	Home	Road	Totals	Year	Home	Road	Totals
1968	7-2	6-3	13-5	1983	4-2	4-3	8-5	1998	4-2	3-3	7-5
1969	7-2	5-4	12-6	1984	2-5	4-2	6-7	1999	3-3	1-5	4-8
1970	5-4	5-4	10-8	1985	4-2	3-4	7-6	2000	5-2	3-3	8-5
1971	4-5	7-2	11-7	1986	2-5	1-5	3-10	2001	7-3	7-3	14-6
1972	5-4	5-4	10-8	1987	2-4	5-2	7-6	2002	7-3	4-6	11-9
1973	5-4	7-2	12-6	1988	6-1	3-3	9-4	2003	7-3	5-5	12-8
1974	7-2	5-4	12-6	1989	4-2	4-3	8-5	2004	4-5	5-5	9-10
1975	6-3	5-4	11-7	1990	4-3	5-1	9-4	2005	5-5	4-5	9-10
1976	6-3	6-3	12-6	1991	6-0	6-1	12-1	2006	3-7	5-4	8-11
1977	6-1	4-4	10-5	1992	5-2	3-3	8-5	2007	5-4	5-5	10-9
1978	3-5	3-4	6-9	1993	4-2	3-4	7-6	2008	4-5	5-5	9-10
1979	1-5	2-5	3-10	1994	3-0	3-3	6-3	2009	1-8	6-4	7-12
1980	6-1	4-2	10-3	1995	5-1	2-5	7-6	2010	6-4	2-7	8-11
1981	4-2	4-0	8-2	1996	3-4	4-2	7-6	<b>Totals</b>	<b>190-140</b>	<b>175-156</b>	<b>365-296</b>
1982	3-4	1-5	4-9	1997	0-6	1-5	1-11				

# MINNESOTA TWINS



American League Central  
 Target Field  
 1 Twins Way  
 Minneapolis, MN 55403  
**Switchboard:** (612) 659-3400  
**Press Box:** (612) 659-2135  
**Media Relations:** (612) 659-3471  
**Media Relations FAX:** (612) 659-4029

**Chief Executive Officer** ..... Jim Pohlad  
**Chairman, Executive Board** ..... Jerry Bell  
**President, Minnesota Twins** ..... Dave St. Peter  
**Senior Vice President, General Manager** ..... Bill Smith  
**Manager** ..... Ron Gardenhire  
 803-656 (9 seasons)  
**Director, Baseball Communications** ..... Mike Herman (612) 659-3471  
**Senior Manager, Baseball Communications** Dustin Morse (612) 659-3472  
**Manager, Publications & Media Services** ..... Molly Gallatin (612) 659-3475  
**Coordinator, Baseball Communications** ..... Mitch Hestad (612) 659-3473  
**Senior Director, Team Travel** ..... Remzi Kiratli  
**Stadium** ..... Target Field  
**Capacity / Opened** ..... 39,500 / 2010

## SERIES FACTS

**Longest A's Winning Streak:** 9, August 13, 1980-April 22, 1981  
**Longest Twins Winning Streak:** 8 (twice), last: May 21-July 20, 2003  
**Last A's Series Sweep at Oakland (3 games):** August 30-Sept. 1, 2002  
**Last A's Series Sweep at Oakland (4 games):** None  
**Last A's Series Sweep at Minnesota (3 games):** April 28-30, 2000  
**Last A's Series Sweep at Minnesota (4 games):** April 9-12, 1981  
**Last Twins Series Sweep at Oakland (3 games):** July 18-20, 1997  
**Last Twins Series Sweep at Oakland (4 games):** August 13-15, 1993  
**Last Twins Series Sweep at Minnesota (3 games):** August 13-15, 2010  
**Last Twins Series Sweep at Minnesota (4 games):** July 12-15, 2007  
**Last Twins Series Sweep at Minnesota (5 games):** July 30-Aug. 2, 1976  
**Most Runs in a Game by Oakland:** 16, July 22, 2009 (16-1)  
**Most Runs in a Game by Minnesota:** 20, April 27, 1980 (20-11)  
**Widest Margin of Victory by Oakland:** 15, July 22, 2009 (16-1)  
**Widest Margin of Victory by Minnesota:** 12 (twice), last: September 7, 1969 (16-4)

## SERIES BREAKDOWN

	W	L	PCT.
PHI vs. Senators (1901-54)	579	572	.503
KC vs. Senators (1955-60)	68	64	.515
KC vs. Twins (1961-67)	57	69	.452
OAK vs. Twins (1968-2010)	269	281	.489
<b>Totals</b>	<b>973</b>	<b>986</b>	<b>.497</b>
<b>at the Coliseum</b>	<b>150</b>	<b>122</b>	<b>.551</b>
<b>at Target Field</b>	<b>2</b>	<b>4</b>	<b>.333</b>

## 2011 SCHEDULE

Dates	Site	Times
April 8-10	MIN	1:10, 4:10, 11:10
May 18-19	OAK	7:05, 12:35
July 29-31	OAK	7:05, 6:05, 1:05

## 2010 RECAP

Date	H-A	W-L	Score	Winner	Loser
6/4	H	L	4-5	Guerrier	Bailey
6/5	H	L	3-4	Burnett	Ziegler
6/6	H	W	5-4	Gonzalez	Blackburn
8/13	A	L	3-4	Pavano	Gonzalez
8/14	A	L	0-2	DUENSING	Cahill
8/15	A	L	2-4	Slowey	Mazzaro
9/17	A	W	3-1	Anderson	Blackburn
9/18	A	L	2-4	Slowey	Braden
9/19	A	W	6-2	Cramer	Liriano
<b>Totals</b>	<b>3-6</b>	<b>28-30</b>			

## YEAR-BY-YEAR SERIES RESULTS

Year	Home	Road	Totals	Year	Home	Road	Totals	Year	Home	Road	Totals
1968	6-3	4-5	10-8	1983	4-2	5-2	9-4	1998	3-3	4-1	7-4
1969	3-6	2-7	5-13	1984	4-3	1-5	5-8	1999	4-2	1-5	5-7
1970	2-7	3-6	5-13	1985	3-1	2-7	5-8	2000	2-4	5-1	7-5
1971	5-4	5-4	10-8	1986	4-3	3-3	7-6	2001	1-2	3-3	4-5
1972	6-2	3-6	9-8	1987	3-3	0-7	3-10	2002	4-2	2-1	6-3
1973	2-7	2-7	4-14	1988	4-3	4-2	8-5	2003	1-2	0-6	1-8
1974	7-2	6-3	13-5	1989	4-2	3-4	7-6	2004	2-1	3-1	5-2
1975	6-3	6-3	12-6	1990	5-2	2-4	7-6	2005	3-3	3-1	6-4
1976	6-3	1-8	7-11	1991	3-3	2-5	5-8	2006	3-1	1-5	4-6
1977	4-3	2-5	6-8	1992	4-3	4-2	8-5	2007	2-1	0-4	2-5
1978	3-5	3-4	6-9	1993	1-5	4-3	5-8	2008	4-3	1-2	5-5
1979	2-4	2-5	4-9	1994	2-2	3-0	5-2	2009	4-3	2-1	6-4
1980	5-2	2-4	7-6	1995	4-2	3-3	7-5	2010	1-2	2-4	3-6
1981	3-0	5-2	8-2	1996	4-2	3-4	7-6	<b>Totals</b>	<b>150-122</b>	<b>119-159</b>	<b>269-281</b>
1982	5-2	5-1	10-3	1997	2-4	2-3	4-7				

OPPONENTS

# NEW YORK YANKEES



American League East  
Yankee Stadium  
One East 161st Street  
Bronx, NY 10451

Switchboard: (718) 293-4300

Press Box: (718) 579-4460

Media Relations: (718) 579-4460

Media Relations FAX: (718) 293-8414

Managing General Partner / Co-Chairperson. Harold Z. (Hal) Steinbrenner  
President ..... Randy Levine  
Senior Vice President, General Manager ..... Brian Cashman  
Manager ..... Joe Girardi

365-283 (4 seasons overall)

287-199 (3 seasons with New York)

Dir., Communications and Media Relations ..... Jason Zillo (718) 579-4515

Manager, Media Relations and Publicity ..... Jason Latimer (718) 579-4519

Manager, Media Relations and Publicity ..... Michael Margolis

Traveling Secretary ..... Ben Tuliebitz (718) 579-4447

Stadium ..... Yankee Stadium

Capacity / Opened ..... 50,291 / 2009

## SERIES FACTS

Longest A's Winning Streak: 16, September 9, 1989-May 1, 1991

Longest Yankees Winning Streak: 8 (three times), last: June 12, 2008-July 24, 2009

Last A's Series Sweep at Oakland (3 games): August 10-12, 2001

Last A's Series Sweep at Oakland (4 games): None

Last A's Series Sweep at New York (3 games): June 9-11, 2006

Last A's Series Sweep at New York (4 games): July 14-16, 1972

Last Yankees Series Sweep at Oakland (3 games): July 5-7, 2010

Last Yankees Series Sweep at Oakland (4 games): None

Last Yankees Series Sweep at New York (3 games): July 18-20, 2008

Last Yankees Series Sweep at New York (4 games): August 30-September 2, 2010

Most Runs in a Game by Oakland: 19, August 29, 1989 (19-5)

Most Runs in a Game by New York: 18, August 26, 1997 (18-2)

Widest Margin of Victory by Oakland: 14, August 29, 1989 (19-5)

Widest Margin of Victory by New York: 16, August 26, 1997 (18-2)

## SERIES BREAKDOWN

	W	L	PCT.
PHI vs. Orioles (1901-02)	21	18	.538
PHI vs. Yankees (1903-54)	445	665	.401
KC vs. Yankees (1955-67)	75	183	.291
OAK vs. Yankees (1968-2010)	218	255	.461
<b>Totals</b>	<b>759</b>	<b>1121</b>	<b>.404</b>
<b>at the Coliseum</b>	<b>120</b>	<b>115</b>	<b>.511</b>
<b>at Yankee Stadium</b>	<b>1</b>	<b>9</b>	<b>.100</b>

## 2011 SCHEDULE

Dates	Site	Times
May 30-June 1	OAK	1:05, 7:05, 12:35
July 22-24	NYN	4:05, 10:05, 10:05
Aug. 23-25	NYN	4:05, 4:05, 10:05

## 2010 RECAP

Date	H-A	W-L	Score	Winner	Loser
4/20	H	L	3-7	Vazquez	Gonzalez
4/21	H	L	1-3	Hughes	Sheets
4/22	H	W	4-2	Braden	SABATHIA
7/5	H	L	1-3	Vazquez	Sheets
7/6	H	L	1-6	Sabathia	Cahill
7/7	H	L	2-6	Burnett	Gonzalez
8/30	A	L	5-11	Vazquez	Cahill
8/31	A	L	3-9	Hughes	Mazzaro
9/1	A	L	3-4	Burnett	Anderson
9/2	A	L	0-5	Sabathia	Braden
<b>Totals</b>	<b>1-9</b>	<b>23-56</b>			

## YEAR-BY-YEAR SERIES RESULTS

Year	Home	Road	Totals	Year	Home	Road	Totals	Year	Home	Road	Totals
1968	2-7	6-3	8-10	1983	2-4	2-4	4-8	1998	2-4	1-4	3-8
1969	5-1	1-5	6-6	1984	3-3	1-5	4-8	1999	2-4	2-2	4-6
1970	4-2	2-4	6-6	1985	4-2	1-5	5-7	2000	1-2	2-4	3-6
1971	2-4	5-1	7-5	1986	4-2	3-3	7-5	2001	6-0	0-3	6-3
1972	4-2	5-1	9-3	1987	4-2	3-3	7-5	2002	1-2	3-3	4-5
1973	5-1	3-3	8-4	1988	4-2	2-4	6-6	2003	4-2	2-1	6-3
1974	3-3	2-4	5-7	1989	4-2	5-1	9-3	2004	1-2	1-5	2-7
1975	3-3	3-3	6-6	1990	6-0	6-0	12-0	2005	1-5	1-2	2-7
1976	2-4	4-2	6-6	1991	3-3	3-3	6-6	2006	2-1	4-2	6-3
1977	1-4	1-5	2-9	1992	4-2	2-4	6-6	2007	2-1	2-1	4-2
1978	2-3	0-5	2-8	1993	4-2	2-4	6-6	2008	1-2	0-3	1-5
1979	1-5	2-4	3-9	1994	2-4	3-3	5-7	2009	1-2	1-5	2-7
1980	3-3	1-5	4-8	1995	5-1	4-3	9-4	2010	1-5	0-4	1-9
1981	2-2	1-2	3-4	1996	1-5	2-4	3-9	<b>Totals</b>	<b>120-115</b>	<b>98-140</b>	<b>218-255</b>
1982	3-3	2-4	5-7	1997	3-2	2-4	5-6				

# SEATTLE MARINERS



American League West  
Safeco Field  
1250 First Avenue South  
Seattle, WA 98134  
Switchboard: (206) 346-4000  
Press Box: (206) 346-4639, 4622  
Media Relations: (206) 346-4000  
Media Relations FAX: (206) 346-4400

Chairman, Chief Executive Officer..... Howard Lincoln  
President, Chief Operating Officer..... Chuck Armstrong  
Executive V.P., Baseball Operations & General Manager . Jack Zduriencik  
Manager..... Eric Wedge  
561-573 (7 seasons overall)  
0-0 (0 seasons with Seattle)  
Director, Baseball Information ..... Tim Hevly (206) 346-4402  
Manager, Baseball Information ..... Jeff Evans (206) 346-4403  
Coordinator, Baseball Information..... Kelly Munro (206) 346-4401  
Assistant, Baseball Information..... Fernando Alcala (206) 346-4404  
Director, Team Travel ..... Ron Spelley (206) 346-4304  
Stadium ..... Safeco Field  
Capacity / Opened ..... 47,447 / 1999

## SERIES FACTS

Longest A's Winning Streak: 15, April 7-August 16, 2006  
Longest Mariners Winning Streak: 7, September 26, 2008-May 1, 2009  
Last A's Series Sweep at Oakland (3 games): September 19-21, 2008  
Last A's Series Sweep at Oakland (4 games): September 10-13, 1992  
Last A's Series Sweep at Seattle (3 games): August 4-6, 2006  
Last A's Series Sweep at Seattle (4 games): Sept. 30-Oct. 3, 2010  
Last Mariners Series Sweep at Oakland (3 games): April 10-12, 2009  
Last Mariners Series Sweep at Oakland (4 games): None  
Last Mariners Series Sweep at Seattle (3 games): Sept. 29-Oct. 1, 2009  
Last Mariners Series Sweep at Seattle (4 games): August 12-15, 1991  
Most Runs in a Game by Oakland: 16, April 17, 1981 (16-1)  
Most Runs in a Game by Seattle: 15 (three times), last: August 6, 1995 (15-8)  
Widest Margin of Victory by Oakland: 15, April 17, 1981 (16-1)  
Widest Margin of Victory by Seattle: 13, July 2, 2003 (13-0)

## SERIES BREAKDOWN

	W	L	PCT.
OAK vs. Mariners (1977-2010)	283	207	.578
<b>Totals</b>	<b>283</b>	<b>207</b>	<b>.578</b>
at the Coliseum	158	88	.642
at Safeco Field	49	55	.471

## 2011 SCHEDULE

Dates	Site	Times
April 1-3	OAK	7:05, 1:05, 1:05
April 21-24	SEA	7:10, 7:10, 6:10, 1:10
May 4-6	OAK	1:05, 7:05, 12:35
Aug. 1-3	SEA	7:10, 7:10, 12:40
Sept. 2-4	OAK	7:05, 1:05, 1:05
Sept. 26-28	SEA	7:10, 7:10, 7:10

## 2010 RECAP

Date	H-A	W-L	Score	Winner	Loser
4/5	H	L	3-5	League	Ziegler
4/6	H	W	2-1	Ramirez	Texeira
4/7	H	W	6-5	Blevins	Lowe
4/8	H	W	6-2	Anderson	Fister
4/12	A	W	4-0	Duchschere	Rowland-Smith
4/13	A	L	0-3	Fister	Ziegler
4/14	A	L	2-4	Vargas	Gaudin
5/17	H	W	8-4	Gonzalez	Rowland-Smith
5/18	H	W	6-5	Breslow	League
8/9	A	L	1-3	Fister	Mazzaro
8/10	A	L	0-2	Hernandez	Anderson
8/11	A	W	5-1	BRADEN	French
9/6	H	W	6-2	Anderson	Vargas
9/7	H	L	5-7	Fister	Braden
9/8	H	W	4-3	Gonzalez	French
9/30	A	W	8-1	Gonzalez	Fister
10/1	A	W	9-0	Cahill	French
10/2	A	W	5-3	Anderson	Pauley
10/3	A	W	4-3	Braden	Varvaro
<b>Totals</b>		<b>13-6</b>	<b>84-54</b>		

## YEAR-BY-YEAR SERIES RESULTS

Year	Home	Road	Totals	Year	Home	Road	Totals	Year	Home	Road	Totals
1977	3-4	4-4	7-8	1989	5-1	4-3	9-4	2001	5-5	4-5	9-10
1978	7-1	6-1	13-2	1990	4-3	5-1	9-4	2002	4-5	4-6	8-11
1979	5-1	3-4	8-5	1991	6-0	0-7	6-7	2003	5-5	2-7	7-12
1980	4-3	4-2	8-5	1992	7-0	5-1	12-1	2004	7-3	4-5	11-8
1981	3-1	3-0	6-1	1993	3-3	6-1	9-4	2005	6-3	6-3	12-6
1982	4-3	2-4	6-7	1994	2-2	2-1	4-3	2006	9-0	8-2	17-2
1983	4-2	5-2	9-4	1995	5-2	2-4	7-6	2007	1-8	4-6	5-14
1984	6-1	2-4	8-5	1996	5-2	3-3	8-5	2008	6-3	4-6	10-9
1985	5-1	3-4	8-5	1997	2-4	3-3	5-7	2009	4-6	1-8	5-14
1986	5-2	5-1	10-3	1998	3-3	2-4	5-7	2010	7-2	6-4	13-6
1987	3-3	2-5	5-8	1999	4-2	2-4	6-6	<b>Totals</b>	<b>158-88</b>	<b>125-119</b>	<b>283-207</b>
1988	5-2	4-2	9-4	2000	4-2	5-2	9-4				

# TAMPA BAY RAYS



American League East  
 Tropicana Field  
 One Tropicana Drive  
 St. Petersburg, FL 33705  
**Switchboard:** (727) 825-3137  
**Press Box:** (727) 825-3129  
**Media Relations:** (727) 825-3242  
**Communications FAX:** (727) 825-3111

Principal Owner .....Stuart L. Sternberg  
 President ..... Matt Silverman  
 Executive Vice President, Baseball Operations .....Andrew Friedman  
 Senior Vice President, Baseball Operations ..... Gerry Hunsicker  
 Manager ..... Joe Maddon  
 431-430 (5 seasons + interim)  
 404-406 (5 seasons with Tampa Bay)  
 Vice President, Communications ..... Rick Vaughn (727) 825-3237  
 Director, Communications .....Dave Haller (727) 825-3485  
 Coordinator, Communications .....Jonathan Gantt (727) 825-3149  
 Coordinator, Communications .....Andrew Heydt (727) 825-3160  
 Traveling Secretary .....Jeff Ziegler (727) 825-3221  
 Stadium ..... Tropicana Field  
 Capacity / Opened ..... 34,078 / 1998

## SERIES FACTS

Longest A's Winning Streak: 7 (twice), last: Sept. 2, 2001-May 26, 2002  
 Longest Rays Winning Streak: 6, May 26-September 4, 1998  
 Last A's Series Sweep at Oakland (3 games): August 11-13, 2006  
 Last A's Series Sweep at Oakland (4 games): None  
 Last A's Series Sweep at Tampa Bay (3 games): None  
 Last A's Series Sweep at Tampa Bay (4 games): September 10-13, 1999  
 Last Rays Series Sweep at Oakland (3 games): None  
 Last Rays Series Sweep at Oakland (4 games): None  
 Last Rays Series Sweep at Tampa Bay (3 games): May 24-26, 2005  
 Last Rays Series Sweep at Tampa Bay (4 games): July 24-27, 1998  
 Most Runs in a Game by Oakland: 17, September 15, 2000 (17-3)  
 Most Runs in a Game by Tampa Bay: 14 (twice), last: August 25, 2007 (14-3)  
 Widest Margin of Victory by Oakland: 13, May 30, 2001 (15-2)  
 Widest Margin of Victory by Tampa Bay: 11, August 25, 2007 (14-3)

## SERIES BREAKDOWN

	W	L	PCT.
OAK vs. Rays (1998-2010)	76	46	.623
<b>Totals</b>	<b>76</b>	<b>46</b>	<b>.623</b>
at the Coliseum	43	18	.705
at Tropicana Field	33	28	.541

## 2011 SCHEDULE

Dates	Site	Times
July 25-28	OAK	7:05, 7:05, 7:05, 12:35
Aug. 5-7	TB	4:10, 4:10, 10:40

## 2010 RECAP

Date	H-A	W-L	Score	Winner	Loser
4/27	A	L	6-8	Davis	Sheets
4/28	A	L	3-10	Shields	Braden
5/7	H	L	1-4	Price	Gonzalez
5/8	H	W	4-2	Sheets	Davis
5/9	H	W	4-0	BRADEN	Shields
8/19	H	W	4-3	Cahill	Wheeler
8/20	H	W	5-4	Rodriguez	Benoit
8/21	H	L	4-5	Choate	Breslow
8/22	H	L	2-3	Garza	Braden
<b>Totals</b>	<b>4-5</b>	<b>33-39</b>			

## YEAR-BY-YEAR SERIES RESULTS

Year	Home	Road	Totals	Year	Home	Road	Totals	Year	Home	Road	Totals
1998	3-2	2-4	5-6	2003	5-1	1-2	6-3	2008	2-4	1-2	3-6
1999	5-1	4-0	9-1	2004	3-0	4-2	7-2	2009	2-1	4-3	6-4
2000	3-1	4-1	7-2	2005	3-0	1-5	4-5	2010	4-3	0-2	4-5
2001	5-1	2-1	7-2	2006	4-2	2-1	6-3	<b>Totals</b>	<b>43-18</b>	<b>33-28</b>	<b>76-46</b>
2002	3-0	5-1	8-1	2007	1-2	3-4	4-6				

# TEXAS RANGERS



American League West  
Rangers Ballpark in Arlington  
1000 Ballpark Way, Suite 400  
Arlington, TX 76011

Switchboard: (817) 273-5222

Press Box: (817) 273-5017, 5074

Media Relations: (817) 273-5203

Media Relations FAX: (817) 273-5110

Managing Partner & CEO ..... Chuck Greenberg  
President ..... Nolan Ryan  
General Manager ..... Jon Daniels  
Manager ..... Ron Washington

331-317 (4 seasons)

Executive Vice President, Communications ..... John Blake (817) 273-5208

Senior Director, Media Relations ..... Rich Rice (817) 273-5204

Manager, Media Relations and Publications ..... Court Berry-Tripp

(817) 273-5241

Coordinator, Media Relations and Credentials ..... Brian SanFilippo

(817) 436-5909

Director, Team Travel ..... Chris Lyngos (817) 273-5299

Stadium ..... Rangers Ballpark in Arlington

Capacity / Opened ..... 49,170 / 1994

## SERIES FACTS

Longest A's Winning Streak: 9 (twice), last: June 26, 2003-April 6, 2004

Longest Rangers Winning Streak: 13, July 6, 1977-May 18, 1978

Last A's Series Sweep at Oakland (3 games): September 22-24, 2003

Last A's Series Sweep at Oakland (4 games): None

Last A's Series Sweep at Texas (3 games): September 14-16, 2009

Last A's Series Sweep at Texas (4 games): July 21-24, 2005

Last Rangers Series Sweep at Oakland (3 games): May 2-4, 2005

Last Rangers Series Sweep at Oakland (4 games): Sept. 23-25, 1977

Last Rangers Series Sweep at Texas (3 games): September 7-9, 2007

Last Rangers Series Sweep at Texas (4 games): June 19-22, 1986

Most Runs in a Game by Oakland: 23, September 30, 2000 (23-2)

Most Runs in a Game by Texas: 17, May 5, 2000 (17-16)

Widest Margin of Victory by Oakland: 21, Sept. 30, 2000 (23-2)

Widest Margin of Victory by Texas: 14, August 9, 2006 (14-0)

## SERIES BREAKDOWN

	W	L	PCT.
KC vs. Senators (1961-67)	63	62	.504
OAK vs. Senators (1968-71)	34	20	.630
OAK vs. Rangers (1972-2010)	286	294	.493
<b>Totals</b>	<b>383</b>	<b>376</b>	<b>.505</b>
<b>at the Coliseum</b>	<b>152</b>	<b>138</b>	<b>.524</b>
<b>at Rangers Ballpark</b>	<b>67</b>	<b>68</b>	<b>.496</b>

## 2011 SCHEDULE

Dates	Site	Times
April 29-May 2	OAK	7:05, 1:05, 1:05, 12:35
May 9-11	TEX	5:05, 5:05, 11:05
July 8-10	TEX	5:05, 5:05, 12:05
Aug. 12-14	OAK	7:05, 1:05, 1:05
Sept. 9-11	TEX	5:05, 5:05, 12:05
Sept. 20-22	OAK	7:05, 7:05, 12:35

## 2010 RECAP

Date	H-A	W-L	Score	Winner	Losers
5/3	H	L	2-4	Harden	Braden
5/4	H	W	7-6	Ziegler	Feldman
5/5	H	W	4-1	Cahill	Lewis
5/11	A	W	7-6	Ross	Nippert
5/12	A	L	1-10	Holland	Gonzalez
5/13	A	L	1-2	Nippert	Bailey
7/27	A	L	1-3	Feliz	Wuertz
7/28	A	W	3-1	Cahill	Lewis
7/29	A	L	4-7	Wilson	Mazzaro
8/6	H	L	1-5	Lee	Braden
8/7	H	W	6-2	Gonzalez	Harden
8/8	H	W	3-2	Cahill	Oliver
8/27	A	L	3-7	Hunter	Anderson
8/28	A	W	5-0	BRADEN	Harden
8/29	A	W	8-2	Gonzalez	Lewis
9/23	H	W	5-0	Braden	Lee
9/24	H	L	3-10	Hunter	Cramer
9/25	H	L	3-4	Day	Wuertz
9/26	H	L	9-16	Lewis	Cahill
<b>Totals</b>		<b>9-10</b>	<b>76-88</b>		

## YEAR-BY-YEAR SERIES RESULTS

Year	Home	Road	Totals	Year	Home	Road	Totals	Year	Home	Road	Totals
1972	4-2	7-2	11-4	1986	2-4	1-6	3-10	2000	4-2	1-5	5-7
1973	7-2	4-5	11-7	1987	3-4	3-3	6-7	2001	4-5	5-5	9-10
1974	3-6	5-4	8-10	1988	4-2	4-3	8-5	2002	8-2	5-4	13-6
1975	6-3	6-3	12-6	1989	4-3	4-2	8-5	2003	8-1	7-3	15-4
1976	4-5	3-6	7-11	1990	3-3	5-2	8-5	2004	6-4	5-5	11-9
1977	2-6	0-7	2-13	1991	2-5	2-4	4-9	2005	4-6	7-2	11-8
1978	4-2	2-7	6-9	1992	4-2	5-2	9-4	2006	4-5	5-5	9-10
1979	1-6	1-5	2-11	1993	4-3	1-5	5-8	2007	6-4	3-6	9-10
1980	3-3	4-3	7-6	1994	3-3	4-0	7-3	2008	4-6	3-6	7-12
1981	2-1	2-1	4-2	1995	3-4	2-4	5-8	2009	6-4	5-4	11-8
1982	3-3	2-5	5-8	1996	3-3	4-3	7-6	2010	5-5	4-5	9-10
1983	2-5	0-6	2-11	1997	3-3	2-4	5-7	<b>Totals</b>	<b>152-138</b>	<b>134-156</b>	<b>286-294</b>
1984	5-1	3-4	8-5	1998	2-4	4-2	6-6				
1985	3-4	3-3	6-7	1999	4-2	1-5	5-7				



# TORONTO BLUE JAYS



American League East  
 Rogers Centre  
 1 Blue Jays Way, Suite 3200  
 Toronto, Ontario M5V 1J1  
**Switchboard:** (416) 341-1000  
**Press Box:** (416) 341-1178  
**Media Relations:** (416) 341-1301  
**Media Relations FAX:** (416) 341-1250

Vice Chairman, Rogers Communications Inc ..... Phil Lind  
 President and CEO ..... Paul Beeston  
 Senior Vice President/General Manager ..... Alex Anthopoulos  
 Manager ..... John Farrell  
 0-0 (0 seasons)

Vice President, Communications ..... Jay Stenhouse (416) 341-1248  
**Manager, Baseball Information** ..... Mal Romanin (416) 341-1249  
**Coordinator, Baseball Information** ..... Erik Grosman (416) 341-1252  
**Manager, Team Travel** ..... Mike Shaw (416) 341-1251  
**Stadium** ..... Rogers Centre  
**Capacity / Opened** ..... 49,160 / 1989

## SERIES FACTS

**Longest A's Winning Streak:** 9, July 22, 1980-May 24, 1981  
**Longest Blue Jays Winning Streak:** 8, June 18-September 15, 1982  
**Last A's Series Sweep at Oakland (3 games):** July 31-August 2, 2000  
**Last A's Series Sweep at Oakland (4 games):** May 22-24, 1981  
**Last A's Series Sweep at Toronto (3 games):** April 8-10, 2008  
**Last A's Series Sweep at Toronto (4 games):** None  
**Last Blue Jays Series Sweep at Oakland (3 games):** August 30-September 1, 1993  
**Last Blue Jays Series Sweep at Oakland (4 games):** None  
**Last Blue Jays Series Sweep at Toronto (3 games):** May 17-19, 2002  
**Last Blue Jays Series Sweep at Toronto (4 games):** August 4-7, 2008  
**Most Runs in a Game by Oakland:** 17 (twice), last: August 24, 2003 (17-2)  
**Most Runs in a Game by Toronto:** 18, July 29, 1995 (18-11)  
**Widest Margin of Victory by Oakland:** 15, August 24, 2003 (17-2)  
**Widest Margin of Victory by Toronto:** 12 (twice), last: May 29, 2008 (12-0)

## SERIES BREAKDOWN

	W	L	PCT.
OAK vs. Blue Jays (1977-2010)	193	167	.536
<b>Totals</b>	<b>193</b>	<b>167</b>	<b>.536</b>
<b>at the Coliseum</b>	<b>94</b>	<b>86</b>	<b>.522</b>
<b>at Rogers Centre</b>	<b>58</b>	<b>47</b>	<b>.552</b>

## 2011 SCHEDULE

Dates	Site	Times
April 5-7	TOR	4:07, 4:07, 9:37
Aug. 9-11	TOR	4:07, 4:07, 9:37
Aug. 18-21	OAK	7:05, 7:05, 6:05, 1:05

## 2010 RECAP

Date	H-A	W-L	Score	Winner	Loser
4/29	A	L	3-6	Romero	Duchscherer
4/30	A	L	2-10	Morrow	Cahill
5/1	A	W	4-3	Gonzalez	Eveland
5/2	A	L	3-9	Marcum	Sheets
8/16	H	L	1-3	MARCUM	Anderson
8/17	H	W	6-2	Braden	Tallet
8/18	H	W	5-4	Ziegler	Janssen
<b>Totals</b>	<b>3-4</b>	<b>24-37</b>			

## YEAR-BY-YEAR SERIES RESULTS

Year	Home	Road	Totals
1977	2-3	5-0	7-3
1978	5-0	2-4	7-4
1979	2-4	2-4	4-8
1980	4-2	4-2	8-4
1981	6-0	4-2	10-2
1982	0-6	3-3	3-9
1983	4-2	2-4	6-6
1984	2-4	2-4	4-8
1985	2-4	3-3	5-7
1986	5-1	3-3	8-4
1987	3-3	4-2	7-5
1988	3-3	6-0	9-3
1989	4-2	3-3	7-5

Year	Home	Road	Totals
1990	2-4	5-1	7-5
1991	3-3	3-3	6-6
1992	3-3	3-3	6-6
1993	1-5	4-2	5-7
1994	2-1	3-0	5-1
1995	2-3	1-4	3-7
1996	1-5*	3-3	4-8
1997	4-1	2-4	6-5
1998	3-3	2-3	5-6
1999	2-2	6-0	8-2
2000	4-2	3-1	7-3
2001	2-1	4-2	6-3
2002	3-3	0-3	3-6

Year	Home	Road	Totals
2003	2-1	3-1	5-2
2004	4-2	2-1	6-3
2005	4-3	1-2	5-5
2006	3-1	3-3	6-4
2007	2-4	3-0	5-4
2008	1-2	3-4	4-6
2009	2-4	1-2	3-6
2010	2-1	1-3	3-4
<b>Totals</b>	<b>94-88*</b>	<b>99-79</b>	<b>193-167</b>

\*includes 0-2 in Las Vegas

# ARIZONA DIAMONDBACKS



National League West  
Chase Field  
401 East Jefferson Street  
Phoenix, AZ 85004  
Switchboard: (602) 462-6500  
Press Box: (602) 462-4565  
Media Relations: (602) 462-6519  
Media Relations FAX: (602) 462-6527

President & Chief Executive Officer ..... Derrick. M. Hall  
Executive Vice President, General Manager ..... Josh Byrnes  
Manager ..... Kirk Gibson  
34-49 (1 season)  
Vice President, Communications ..... Shaun Rachau (602) 462-6686  
Manager, Player and Media Relations ..... Casey Wilcox (602) 462-6661  
Senior Director, Team Travel ..... Roger Riley (602) 462-6512  
Stadium ..... Chase Field  
Capacity / Opened ..... 48,633 / 1998

## SERIES FACTS

Longest A's Winning Streak: 3, July 6-8, 2001  
Longest Diamondbacks Winning Streak: 4, June 18, 2008-May 23, 2009  
Last A's Series Sweep at Arizona: July 6-8, 2001  
Last Diamondbacks Series Sweep at Oakland: June 30-July 2, 2006  
Most Runs in a Game by Oakland: 15, June 17, 2008 (15-1)  
Most Runs in a Game by Arizona: 12, June 7, 1998 (12-4)  
Widest Margin of Victory by Oakland: 14, June 17, 2008 (15-1)  
Widest Margin of Victory by Arizona: 10, June 18, 2008 (11-1)

## SERIES BREAKDOWN

	W	L	PCT.
OAK vs. Diamondbacks (1998-2009)	11	10	.524
<b>Totals</b>	<b>11</b>	<b>10</b>	<b>.524</b>
<b>at the Coliseum</b>	<b>5</b>	<b>7</b>	<b>.417</b>
<b>at Chase Field</b>	<b>6</b>	<b>3</b>	<b>.667</b>

## 2011 SCHEDULE

Dates	Site	Times
July 1-3	OAK	7:05, 6:05, 1:05

## YEAR-BY-YEAR SERIES RESULTS

Year	Home	Road	Totals
1998	2-1	0-0	2-1
1999	0-0	2-1	2-1
2000	2-1	0-0	2-1
2001	0-0	3-0	3-0
2006	0-3	0-0	0-3
2008	0-0	1-2	1-2
2009	1-2	0-0	1-2
<b>Totals</b>	<b>5-7</b>	<b>6-3</b>	<b>11-10</b>

# FLORIDA MARLINS



National League East  
Sun Life Stadium  
2267 Dan Marino Boulevard  
Miami, FL 33056  
Switchboard: (305) 626-7400  
Press Box: (305) 626-7416  
Media Relations: (305) 626-7492  
Media Relations FAX: (305) 626-7302

Owner/Chief Executive Officer ..... Jeffrey H. Loria  
President ..... David P. Samson  
Vice President, General Manager ..... Michael Hill  
Manager ..... Edwin Rodriguez  
46-46 (1 season)  
Director, Media Relations ..... Matt Roebuck (305) 626-7476  
Manager, Media Relations ..... Marty Sewell (305) 626-7474  
Senior Director, Team Travel ..... Bill Beck (305) 626-7415  
Stadium ..... Sun Life Stadium  
Capacity / Opened ..... 38,560 / 1987

## SERIES FACTS

Longest A's Winning Streak: 1 (three times), last: June 22, 2008-present  
Longest Marlins Winning Streak: 1 (three times), last: June 21, 2008  
Most Runs in a Game by Oakland: 7 (twice), last: June 22, 2008 (7-1)  
Most Runs in a Game by Florida: 13, June 3, 2003 (13-2)  
Widest Margin of Victory by Oakland: 6, June 22, 2008 (7-1)  
Widest Margin of Victory by Florida: 11, June 3, 2003 (13-2)

## SERIES BREAKDOWN

	W	L	PCT.
OAK vs. Marlins (2003-08)	3	3	.500
<b>Totals</b>	<b>3</b>	<b>3</b>	<b>.500</b>
<b>at the Coliseum</b>	<b>2</b>	<b>1</b>	<b>.667</b>
<b>at Sun Life Stadium</b>	<b>1</b>	<b>2</b>	<b>.333</b>

## 2011 SCHEDULE

Dates	Site	Times
June 28-30	OAK	7:05, 7:05, 12:35

## YEAR-BY-YEAR SERIES RESULTS

Year	Home	Road	Totals
2003	0-0	1-2	1-2
2008	2-1	0-0	2-1
<b>Totals</b>	<b>2-1</b>	<b>1-2</b>	<b>3-3</b>

# NEW YORK METS



National League East

Citi Field

126th Street

Flushing, NY 11368

Switchboard: (718) 507-METS

Press Box: (718) 507-METS ext. 4518/4505

Media Relations: (718) 565-4330

Media Relations FAX: (718) 507-6395

Chairman & Chief Executive Officer ..... Fred Wilpon

President ..... Saul B. Katz

General Manager ..... Sandy Alderson

Manager ..... Terry Collins

444-434 (6 career seasons)

0-0 (0 seasons with New York)

Vice President, Media Relations ..... Jay Horwitz (718) 565-4330

Director, Media Relations ..... Shannon Forde (718) 565-4323

Traveling Secretary ..... Brian Small

Stadium ..... Citi Field

Capacity / Opened ..... 41,800 / 2009

## SERIES FACTS

Longest A's Winning Streak: 2, June 14-15, 2005

Longest Mets Winning Streak: 4, June 16, 2005-present

Last Mets Series Sweep at New York (3 games): June 22-24, 2007

Most Runs in a Game by Oakland: 6, June 16, 2005 (6-9)

Most Runs in a Game by New York: 10, June 24, 2007 (10-2)

Widest Margin of Victory by Oakland: 5, June 14, 2005 (5-0)

Widest Margin of Victory by New York: 8 (twice), last: June 24, 2007 (10-2)

## SERIES BREAKDOWN

	W	L	PCT.
OAK vs. Mets (2005-07)	2	4	.333
<b>Totals</b>	<b>2</b>	<b>4</b>	<b>.333</b>
at the Coliseum	2	1	.667
at Citi Field	0	0	—

## 2011 SCHEDULE

Dates	Site	Times
June 21-23	NYM	4:10, 4:10, 10:10

## YEAR-BY-YEAR SERIES RESULTS

Year	Home	Road	Totals
2005	2-1	0-0	2-1
2007	0-0	0-3	0-3
<b>Totals</b>	<b>2-1</b>	<b>0-3</b>	<b>2-4</b>

# PHILADELPHIA PHILLIES



National League East

Citizens Bank Park

One Citizens Bank Way

Philadelphia, PA 19148

Switchboard: (215) 463-6000

Press Box: (215) 218-5264

Media Relations: (215) 463-6000

Media Relations FAX: (215) 389-3050

President & CEO ..... David Montgomery

Senior Vice President & General Manager ..... Ruben Amaro, Jr.

Manager ..... Charlie Manuel

764-618 (9 career seasons)

544-428 (6 seasons with Philadelphia)

Director, Baseball Communications ..... Greg Casterioto (215) 218-5297

Coordinator, Baseball Communications ..... Kevin Gregg (215) 218-5127

Assistant, Baseball Communications ..... Craig Hughner (215) 218-5248

Director, Team Travel ..... Frank Coppenbarger (215) 218-5393

Stadium ..... Citizens Bank Park

Capacity / Opened ..... 43,647 / 2004

## SERIES FACTS

Longest A's Winning Streak: 3, June 18, 2005-June 24, 2008

Longest Phillies Winning Streak: 3, June 8, 2003-June 17, 2005

Most Runs in a Game by Oakland: 7, June 6, 2003 (7-4)

Most Runs in a Game by Philadelphia: 8, June 8, 2003 (8-3)

Widest Margin of Victory by Oakland: 5, June 26, 2008 (5-0)

Widest Margin of Victory by Philadelphia: 6, June 8, 2003 (7-1)

## SERIES BREAKDOWN

	W	L	PCT.
OAK vs. Phillies (2003-08)	5	4	.556
<b>Totals</b>	<b>5</b>	<b>4</b>	<b>.556</b>
at the Coliseum	4	2	.667
at Citizens Bank Park	0	0	—

## 2011 SCHEDULE

Dates	Site	Times
June 24-26	PHI	4:05, 4:05, 10:35

## YEAR-BY-YEAR SERIES RESULTS

Year	Home	Road	Totals
2003	0-0	1-2	1-2
2005	2-1	0-0	2-1
2008	2-1	0-0	2-1
<b>Totals</b>	<b>4-2</b>	<b>1-2</b>	<b>5-4</b>

# SAN FRANCISCO GIANTS



National League West  
 AT&T Park  
 24 Willie Mays Plaza  
 San Francisco, CA 94107  
 Switchboard: (415) 972-2000  
 Press Box: (415) 972-2450/2451  
 Media Relations: (415) 972-2445  
 Media Relations FAX: (415) 947-2800

Managing General Partner ..... William Neukom  
 President ..... Laurence M. Baer  
 Senior Vice President, General Manager ..... Brian R. Sabean  
 Manager ..... Bruce Bochy  
 1274-1300 (16 seasons overall)  
 323-325 (4 seasons with San Francisco)  
 Senior Director, Broadcast Services ..... Maria Jacinto (415) 972-2447  
 Senior Director, Media Relations ..... Jim Moorehead (415) 972-2449  
 Media Relations Manager ..... Matt Chisholm (415) 972-2441  
 Coordinator, Team Travel ..... Michael King (415) 972-1652  
 Stadium ..... AT&T Park  
 Capacity / Opened ..... 41,915 / 2000

## SERIES FACTS

Longest A's Winning Streak: 7, June 8, 2007-June 27, 2008  
 Longest Giants Winning Streak: 5, June 28, 2008-June 14, 2009  
 Last A's Series Sweep at Oakland (3 games): May 21-23, 2010  
 Last A's Series Sweep at San Francisco (3 games): June 13-15, 2008  
 Last Giants Series Sweep at Oakland (3 games): None  
 Last Giants Series Sweep at San Francisco (3 games): June 11-13, 2010  
 Most Runs in a Game by Oakland: 16, June 26, 2005 (16-0)  
 Most Runs in a Game by San Francisco: 15, June 30, 1997 (15-6)  
 Widest Margin of Victory by Oakland: 16, June 26, 2005 (16-0)  
 Widest Margin of Victory by San Francisco: 16, June 4, 2000 (18-2)

## SERIES BREAKDOWN

	W	L	PCT.
OAK vs. Giants (1997-2010)	42	38	.525
<b>Totals</b>	<b>42</b>	<b>38</b>	<b>.525</b>
at the Coliseum	23	17	.575
at AT&T Park	15	18	.455

## 2011 SCHEDULE

Dates	Site	Times
May 20-22	SF	7:15, 4:10, 1:05
June 17-19	OAK	7:05, 6:05, 1:05

## 2010 RECAP

Date	H-A	W-L	Score	Winner	Losers
5/21	H	W	6-1	Cahill	Zito
5/22	H	W	1-0	Gonzalez	CAIN
5/23	H	W	3-0	Wuertz	Sanchez
6/11	A	L	2-6	Lincecum	Gonzalez
6/12	A	L	4-5	Zito	Sheets
6/13	A	L	2-6	Cain	Mazzaro
<b>Totals</b>	<b>3-3</b>	<b>18-18</b>			

## YEAR-BY-YEAR SERIES RESULTS

Year	Home	Road	Totals	Year	Home	Road	Totals	Year	Home	Road	Totals
1997	1-1	1-1	2-2	2002	2-1	2-1	4-2	2007	2-1	3-0	5-1
1998	0-2	2-0	2-2	2003	2-1	1-2	3-3	2008	1-2	3-0	4-2
1999	2-1	1-2	3-3	2004	1-2	2-1	3-3	2009	1-2	0-3	1-5
2000	2-1	1-2	3-3	2005	3-0	1-2	4-2	2010	3-0	0-3	3-3
2001	2-1	0-3	2-4	2006	1-2	2-1	3-3	<b>Totals</b>	<b>23-17</b>	<b>19-21</b>	<b>42-38</b>

## MAJOR LEAGUE BASEBALL DIRECTORY

Office of the Commissioner • 245 Park Avenue • New York, NY 10167 • (212) 931-7800

Senior Vice President, Public Relations: Patrick Courtney (212) 931-7878  
 Senior Vice President, Club Relations: Phyllis Merhige (212) 931-7616  
 Senior Vice President, Club Relations & Scheduling: Katy Feeney (212) 931-7706



MAJOR LEAGUE BASEBALL®

OPPONENTS



## NATIONAL BASEBALL HALL OF FAME AND MUSEUM

25 Main Street, Cooperstown, New York 13326  
Phone: (607) 547-7200 Fax: (607) 547-2044  
Public Relations: (607) 547-0215  
e-mail address: [info@baseballhalloffame.org](mailto:info@baseballhalloffame.org)  
Web site: [baseballhall.org](http://baseballhall.org)

Summer Hours: Memorial Day Weekend - Labor Day Weekend: 9 a.m. to 9 p.m.  
Regular Hours: 9 a.m. to 5 p.m.  
Holiday Closings: Thanksgiving Day, Christmas Day, and New Year's Day.

**DIRECTORY:** Jane Forbes Clark (Chairman), Joe Morgan (Vice Chairman), Jeff Idelson (President), Bill Haase (Senior Vice President), Sean Gahagan (Vice President, Retail Marketing & Licensing), Erik Strohl (Senior Director of Exhibitions and Collections), Ken Meffert (Senior Director, Development), Brad Horn (Senior Director, Communications & Education), Jim Gates (Librarian), Tim Wiles (Research Director)

**COMMUNICATIONS CONTACTS:** Craig Muder (Comm. Director), Jackie Brown (Comm. Associate)

### HALL OF FAME WEEKEND 2011: July 22-25

**Inductees:** Roberto Alomar, Bert Blyleven & Pat Gillick  
**Awards:** Sat. July 23, 4:30 p.m. ET, Doubleday Field  
**Induction:** Sun. July 24, 1:30 p.m. ET, Clark Sports Center

### HALL OF FAME CLASSIC 2011: June 18-19

Golf tournament & other events all weekend  
**Game:** Sun. June 19, 2 p.m., Doubleday Field;  
For more information, visit [baseballhall.org](http://baseballhall.org)

### ATHLETICS IN THE HALL OF FAME

A total of 36 players, managers and executives in the Hall of Fame spent some of their professional careers with the Philadelphia/Kansas City/Oakland Athletics, including 2010 Inductee Whitey Herzog, who played for the team in Kansas City in 1958-1960. Fourteen of the 36 spent the majority of their careers in an Athletics uniform, including Frank Baker (1908-1914), Chief Bender (1903-1914), Mickey Cochrane (1925-1933), Dennis Eckersley (1987-1995), Rollie Fingers (1968-1976), Jimmie Foxx (1925-1935), Lefty Grove (1925-1933), Rickey Henderson (1979-1984, 1989-1993, 1994-1995, 1998), Catfish Hunter (1965-1974), Reggie Jackson (1967-1975, 1987), Connie Mack (1901-1950), Eddie Plank (1901-1914), Al Simmons (1924-1932) and Rube Waddell (1902-1907). For a complete list of Philadelphia/Kansas City/Oakland Athletics in the Hall of Fame, visit the "Hall of Famers" team pages at [www.baseballhall.org](http://www.baseballhall.org).

### NOTABLE ATHLETICS ARTIFACTS IN COOPERSTOWN

- Spikes worn by Dallas Braden during his perfect game against the Tampa Bay Rays May 9, 2010, along with a ball and a score sheet from the game.
- Ball pitched by Brad Ziegler on July 27, 2008, to record the out that set the mark for most innings pitched at the beginning of a major league career without allowing a run, and his spikes from the record-setting streak.
- Prototype ticket book for 2008 season.
- Jersey worn by pitcher Tim Hudson during the 2004 season.
- Ball hit by Scott Hatteberg for a game-winning home run in Oakland's AL record 20<sup>th</sup> straight win, in September 2002.
- Lineup card from American League-tying 19<sup>th</sup> consecutive win, in September 2002.
- Ball and glove from Randy Velarde's unassisted triple play on May 29, 2000; it was the 10<sup>th</sup> in history.
- Bat used by Mark McGwire in 1996 when he hit 52 home runs.
- Oakland A's cap worn by Dennis Eckersley on May 24, 1995, during his 300<sup>th</sup> career save.
- Spikes worn by Rickey Henderson while breaking Lou Brock's single-season stolen base record in 1982.
- Ball from Vida Blue's no-hit game on Sept. 21, 1970.
- Ball from Catfish Hunter's perfect game on May 8, 1968.



Dallas Braden perfect game artifacts.

### A LOOK AHEAD TO 2012

Ballots for the 2012 Hall of Fame/BBWAA election will be distributed in early December with results from the voting scheduled to be announced in January 2012. A partial list of first-year candidates for election include: David Bell, Jeremy Burnitz, Vinny Castilla, Scott Erickson, Javy Lopez, Bill Mueller, Terry Mulholland, Brad Radke, Tim Lincecum, Ruben Sierra and Bernie Williams. Historical voting data from all past BBWAA elections can be accessed at [www.baseballhall.org](http://www.baseballhall.org) or by contacting the Hall of Fame Public Relations department.

### CONNECT TO COOPERSTOWN

- For up-to-the-minute news from Cooperstown, visit at [www.baseballhall.org](http://www.baseballhall.org). Stay up-to-date on all the activity at the Hall of Fame's official site and through social networking on Facebook, LinkedIn, Twitter and YouTube.
- If you would like to receive interesting stories and timely news items direct from the Hall of Fame and get the inside track on the latest happenings in Cooperstown, sign up for *Inside Pitch*. There's no cost to receive our weekly electronic newsletter in your e-mail box at home or work and it's easy to enroll: Just log on to [www.hofclubhouse.com](http://www.hofclubhouse.com).
- If you have an interest in receiving *Around The Horn*, the Hall's monthly media newsletter, please send an e-mail to [info@baseballhalloffame.org](mailto:info@baseballhalloffame.org). Be sure to include your name, name of organization and e-mail address.

### RESEARCH ASSISTANCE

The Hall of Fame is pleased to provide assistance in baseball research and members of the media are encouraged to utilize this valuable baseball resource whenever necessary by calling the Public Relations department at (607) 547-0215, or the Library Reference desk at (607) 547-0330.

*Grant Green (right) and Ian Krol (left) were named the A's Organizational Player and Pitcher of the Year in 2010.*



**PLAYER DEVELOPMENT**

# ATHLETICS MINOR LEAGUE DIRECTORY

## SCOUTING DIRECTORY

Director of Scouting	Eric Kubota
Director of Professional Scouting	Chris Pittaro
Director of Player Personnel	Billy Owens
Director of Latin American Operations	Raymond Abreu
Assistant Director of Scouting	Michael Holmes
Coordinator of International Operations/Baseball Operations Analyst	Dan Kantrovitz
Coordinator of Scouting	Sam Geaney
Coordinator of Latin American Scouting	Julio Franco
Professional Scouts	Will Schock, Bryn Alderson, Mike Ziegler, Jeff Bittiger, Craig Weissmann, Steve Sharpe
National Cross Checker	Ron Vaughn
Western Cross Checker	Scott Kidd
Midwest Cross Checker	Steve Bowden

## PLAYER DEVELOPMENT DIRECTORY

Director of Player Development	Keith Lieppman
Director of Minor League Operations	Ted Polakowski
Director of Baseball Administration	Pamela Pitts
Executive Assistant of Baseball Operations	Betty Shinoda
Minor League Roving Hitting Instructor	Greg Sparks
Minor League Roving Pitching Instructor	Gil Patterson
Minor League Roving Infield Instructor	Juan Navarrete
Minor League Roving Instructor	Ron Plaza
Minor League Instructor	Ruben Escalera
Coordinator of Medical Services	Larry Davis
Minor League Medical Coordinator	Jeff Collins
Minor League Strength and Conditioning Coordinator	Mike Henriques
Minor League Strength and Conditioning Assistant Coordinator	Thomas Shea
Minor League Pitching Rehab Coordinator	Garvin Alston
Minor League Video Coordinator	Mark Smith
Arizona Clubhouse Supervisor	Jessie Sotomayor
Arizona Clubhouse Manager	James Gibson
Arizona Clubhouse Staff	Chad Yaconetti
Arizona Grounds Keeper	Chad Huss
Administrative Assistant Player Development	Valerie Vander Heyden

## TERRITORIAL SCOUTS

Name	Territory	Resides
Neil Avent	North Carolina, South Carolina, Virginia	Greensboro, NC
Yancy Ayres	Kansas, Oklahoma, Nebraska, Western Missouri, Arkansas	Topeka, KS
Armann Brown	Texas	Houston, TX
Marcus Cayenne	Tennessee, Kentucky, West Virginia	Nashville, TN
Jermaine Clark	Northern California, Northern Nevada	Livermore, CA
Jim Coffman	Washington, Idaho, Oregon, Montana, Western Canada	Portland, OR
Matt Higginson	Canada	Oakville, ON
Rick Magnante	Southern California, Hawaii, Southern Nevada	Sherman Oaks, CA
Eric Martins	Southern California	Diamond Bar, CA
Kevin Mello	Illinois, Iowa, Minnesota, Eastern Missouri, North Dakota, South Dakota, Wisconsin, Central Canada	Champaign, IL
Kelcey Mucker	Alabama, Louisiana, Mississippi	Baton Rouge, LA
Matt Ranson	Georgia, North Florida	Nicholasville, KY
Marc Sauer	New Jersey, Delaware, Connecticut, New England, Eastern New York, Eastern Pennsylvania	Cliffwood Beach, NJ
Trevor Schaffer	Florida	Belleair, FL
Jeremy Schied	Arizona, Colorado, New Mexico, Utah, Wyoming	Queen Creek, AZ
Rich Sparks	Indiana, Michigan, Ohio, Western New York and Western Pennsylvania	Macomb Township, MI
JT Stotts	Southern California	Moorpark, CA

## INTERNATIONAL SCOUTS

Name	Territory
Dominican Republic	Juan Carlos De La Cruz, Angel Eusebio, Pablo Marmol, Amaurys Reyes
Venezuela	Ruben Barradas, Andri Garcia, Oswaldo Troconis, Juan Carlos Villanueva
Europe	Tom Gillespie
South Korea	Lewis Kim
Taiwan	Adam Hislop

# OAKLAND A'S SCOUTING ASSIGNMENTS



**Bryn Alderson**  
Professional Scout



**Neil Avent**  
NC, SC, VA



**Yancy Ayres**  
KS, OK, NE, W.  
MO, AR



**Jeff Bittiger**  
Professional Scout



**Steve Bowden**  
Midwest  
Crosschecker



**Armann Brown**  
TX



**Marcus Cayenne**  
TN, KY, WV



**Jermaine Clark**  
No CA, No NV



**Jim Coffman**  
WA, ID, OR, MO,  
Western Canada



**Matt Higginson**  
Canada



**Michael Holmes**  
Assistant Director  
of Scouting



**Scott Kidd**  
Western  
Crosschecker



**Rick Magnante**  
So CA, HI., South.  
NV



**Eric Martins**  
So CA



**Kevin Mello**  
IL, IA, MN, E MO,  
ND, SD, WI, Cent  
Canada



**Kelcey Mucker**  
AL, LA, MI



**Matt Ranson**  
GA, N. Florida



**Marc Sauer**  
NJ, DE, CT, New  
Eng., E. NY, E. PA



**Trevor Schaffer**  
FL



**Jeremy Schied**  
AZ, CO, NM, UT,  
WY



**Will Schock**  
Professional Scout



**Steve Sharpe**  
Professional Scout



**Rich Sparks**  
IN, MI, OH, West  
NY, West PA



**JT Stotts**  
Southern CA



**Ron Vaughn**  
National  
Crosschecker



**Craig Weissmann**  
Professional Scout



**Mike Ziegler**  
Professional Scout



# ATHLETICS MINOR LEAGUE AFFILIATES

## SACRAMENTO RIVER CATS (TRIPLE-A)

Raley Field  
400 Ballpark Drive  
West Sacramento, CA 95691  
(916) 376-4700  
FAX: 376-4710  
www.rivercats.com



**League:** Pacific Coast League  
**Principal Owner/CEO:** Susan Savage  
**President/General Manager/COO:** Alan Ledford  
**Media Relations:** Rebecca Brutlag  
rbrutlag@rivercats.com; (916) 376-4850  
**Media Relations:** Nick Lozito  
**Manager:** Darren Bush  
**Pitching Coach:** Scott Emerson  
**Hitting Coach:** Todd Stenverson  
**Trainer:** Brad LaRosa

## MIDLAND ROCKHOUNDS (DOUBLE-A)

Citibank Ballpark  
5514 Champions Drive  
Midland, TX 79706  
(432) 520-2255  
FAX: 520-8326  
www.midlandrockhounds.org



**League:** Texas League  
**Principal Owners:** Miles Prentice, Bob Richmond  
**President:** Miles Prentice  
**General Manager:** Monty Hoppel  
**Media Relations:** Greg Bergman  
gbergman@midlandrockhounds.org, (432) 520-2255  
**Manager:** Steve Scarosone  
**Pitching Coach:** Don Schulze  
**Hitting Coach:** Tim Garland  
**Trainer:** Justin Whitehouse

## STOCKTON PORTS (SINGLE-A)

Banner Island Ballpark  
404 West Fremont Street  
Stockton, CA 95203  
(209) 644-1900  
FAX: 644-1931  
www.stocktonports.com



**League:** California League  
**Chairman/CEO:** Tom Volpe  
**General Manager:** Pat Filippone  
**Media Relations:** Jeremy Neisser  
jneisser@stocktonports.com; (209) 644-1906  
**Manager:** Webster Garrison  
**Pitching Coach:** Craig Lefferts  
**Hitting Coach:** Brian McArn  
**Trainer:** Nate Brooks

## BURLINGTON BEES (SINGLE-A)

Community Field  
2712 Mt. Pleasant Street  
Burlington, IA 52601  
(319) 754-5705  
FAX: 754-5882  
www.gobees.com



**League:** Midwest League  
**President:** Dave Walker  
**General Manager:** Chuck Brockett  
**Media Relations:** Jared Schjei  
jared@gobees.com; (319) 754-5705  
**Manager:** Aaron Nieckula  
**Pitching Coach:** Jimmy Escalante  
**Hitting Coach:** Haas Pratt  
**Trainer:** Brian Thorson

## VERMONT LAKE MONSTERS (SHORT A)

Centennial Field  
1 King Street Ferry Dock  
Burlington, VT 05401  
(802) 655-4200  
FAX: 655-5660  
www.vermontlakemonsters.com



**League:** New York-Penn League  
**Principal Owner/President:** Ray Pecor  
**Vice President:** Kyle Bostwick  
**General Manager:** Nate Cloutier  
**Media Relations:** Paul Stanfield  
paul.lakemonsters@hotmail.com (802) 363-8586  
**Manager:** Rick Magnante  
**Pitching Coach:** John Wasdin  
**Hitting Coach:** Casey Myers  
**Trainer:** Travis Tims

## ARIZONA A'S (ROOKIE)

Papago Park Baseball Complex  
1802 North 64th Street  
Phoenix, AZ 85008  
(480) 949-5951  
FAX: 945-0557



**League:** Arizona League  
**Manager:** Marcus Jensen  
**Pitching Coach:** Ariel Prieto  
**Hitting Coach:** Juan Dilone  
**Trainer:** Chris Lessner

# MINOR LEAGUE FIELD STAFF

## GREG SPARKS

### Minor League Roving Hitting Instructor

Greg Sparks enters his eighth season as the organization's minor league roving hitting instructor. He previously served as a manager in the A's minor league system for six years, compiling a 359-352-1 record during that span. Sparks managed at Midland in 2003, Single-A Modesto from 2000-02 and Single-A Southern Oregon of the Northwest League from 1998-99. He earned co-manager of the year honors in 1999 while with Southern Oregon. Sparks joined the A's organization as a coach at Single-A Visalia in 1997.



Originally a fifth-round January draft pick of the San Diego Padres in 1984 out of Mesa Community College, Sparks' playing career spanned 12 seasons and took him to 16 different cities in nine Major League organizations. He also played for an independent team and the Mexico City Tigers. He was in the San Diego farm system for three seasons before signing with the A's organization as a free agent prior to the 1987 campaign. His only two stops at the Triple-A level came in 1991 and 1992, when he played 55 games for Buffalo and 23 games for Toledo, respectively. Sparks concluded his playing career in 1995 in the Atlanta farm system.

Sparks makes his offseason home in Phoenix, Ariz.

## GIL PATTERSON

### Minor League Roving Pitching Instructor

Gil Patterson returns for his fifth season as the A's minor league roving pitching instructor. Patterson previously served as the pitching coach for the Yankees affiliate in the Gulf Coast Rookie League for two seasons and served as the pitching coach for Triple-A Columbus in 2005. Patterson joined the Toronto Blue Jays in 2001 as the bullpen coach and served as their pitching coach from 2002-04. He spent the previous four seasons with the Arizona Diamondbacks as their minor league pitching coordinator.

Patterson originally joined the Oakland organization in 1991, coaching in the Arizona Rookie League in Scottsdale. He coached for the A's Single-A affiliate in Madison from 1992-93, Single-A West Michigan in 1994 and the Rookie League Scottsdale A's in 1995 before serving as the roving minor league pitching instructor in 1996. He began his coaching career in Triple-A Columbus and Single-A Oneonta with the New York Yankees organization in 1984.

Patterson was the Yankees first selection of the secondary phase of the 1975 June draft. He made his professional debut in 1975 with Single-A Oneonta, leading the New York-Penn League in strikeouts (97). Patterson tossed a no-hitter on June 28, 1976 with Double-A West Haven before being promoted to Triple-A Syracuse. He opened the 1977 season in Syracuse before making his Major League debut with the Yankees at age 21. He appeared in 10 games (six starts) with the eventual World Series champions in 1977 while posting a 1-2 record and 5.45 ERA. Patterson suffered a torn rotator cuff and spent considerable time on the disabled list in 1978 and 1979. He pitched in the Yankees minor league system in 1980-81 and the San Francisco Giants organization in 1982 before having career-ending "Tommy John" surgery following spring training in 1983. In total, Patterson underwent eight operations during his career.

Patterson makes his offseason home in Odessa, Fla. with his wife, Jan. The couple has four children — Brandy, Raquel, Kyle and G.T.



## JUAN NAVARRETE

### Minor League Roving Infield Instructor

Juan Navarrete enters his eighth season as the A's minor league roving infield instructor after serving two years as the organization's minor league roving hitting instructor. Navarrete spent the previous seven seasons as a minor league manager and compiled a 390-338 record during that span. In his first two seasons as a manager for the A's Arizona Rookie League team (1995-97), he earned manager and co-manager of the year honors after guiding the team to first- and second-place finishes, respectively. Navarrete was promoted to Single-A Modesto in 1998 and took over the managerial duties at Single-A Visalia in 1999, where he guided the Oaks to playoff appearances in two of his three seasons.

A former infielder, Navarrete's playing career spanned 21 years (1970-90). He spent the majority of his career with the Saltillo Saraperos of the Mexican League as a player (1970-71; 78-82) and as a player-manager (1983-85). Navarrete was an eight-time all-star and a member of Saltillo's 1980 championship squad. He also played six seasons in the Montreal organization (1972-77). Navarrete spent his winters in the Mexican-Pacific Winter League (1972-90) and is among the all-time leaders in various statistical categories. In 1998, Navarrete was inducted into the Mexican Baseball Hall of Fame.

Navarrete makes his home in Saltillo, Mexico with his wife, Maria, and two daughters, Airam and Ana.



## RON PLAZA

### Minor League Roving Instructor

Ron Plaza begins his 29th season as the A's minor league roving instructor. He joined the Oakland organization in 1983 after 14 years in the Cincinnati Reds organization. Plaza was the Reds minor league roving instructor from 1970-77 before serving on the Major League coaching staff for six seasons (1978-83). He managed on various levels in the Cardinals chain from 1963-68, and was named Florida State League manager of the year in 1967. In 1969, he worked as a base coach for the Seattle Pilots.

A former infielder, Plaza played in the St. Louis Cardinals minor league system for 12 seasons (1951-62), including six years on the Triple-A level.

Plaza makes his offseason home in St. Petersburg, Fla.



## SACRAMENTO RIVER CATS

## DARREN BUSH

### Manager

Darren Bush enters his first season as manager at Sacramento, having managed Midland the past two years. He led Midland to Texas League championship appearances both seasons, winning the title in his first season. Bush previously served in the same capacity with Stockton for two seasons, guiding the team to a California League title in 2008.

Bush first joined the Athletics in 2005 as hitting coach at Stockton, a role he served in for two years. Prior to his stay in Stockton, Bush managed independent teams, spending 2004 with Quebec, 2003 with Berkshire and 2002 with Yuba-Sutter.

A former catcher, Bush spent three seasons in the minor leagues with San Diego (1999-2000) and Philadelphia (2001). Prior to signing as a minor league free agent in 1998, he played three seasons in the Frontier League.

Bush resides in Dunedin, Fla. during the offseason.



## MANAGERIAL RECORD

Year	Team	League	Record	Finish
2007	Stockton (A)	California League	64-76	2nd/4th
2008	Stockton (A)	California League	76-64	2nd/3rd
2009	Midland (AA)	Texas League	78-62	2nd/3rd
2010	Midland (AA)	Texas League	70-70	3rd/1st
<b>Totals</b>			<b>288-272</b>	

**2008 Playoffs:** California League champions; defeated Modesto 2-1 in division series; defeated San Jose 3-2 in division championship series; defeated Lancaster 3-1 in championship series

**2009 Playoffs:** Texas League champions; defeated San Antonio 3-1 in division series; defeated Northwest Arkansas 3-1 in championship series

**2010 Playoffs:** Defeated Frisco 3-1 in division series; defeated by Northwest Arkansas 3-1 in championship series

## SCOTT EMERSON

### Pitching Coach

Scott Emerson enters his ninth season as a pitching coach in the A's organization, his first with Sacramento after serving in the same capacity with Midland for four seasons. He spent the previous four seasons with the organization's Single-A affiliates, spending 2005-06 with Stockton and the 2003-04 seasons with Modesto. Emerson previously served in the same role for three seasons in the Pittsburgh Pirates farm system, spending two seasons with the Rookie League club at Bradenton (2000-01) before moving to Single-A Williamsport in the New York-Penn League (2002).

Emerson was selected by Baltimore in the 40th round of the 1991 June draft. He played parts of four seasons in the Orioles farm system before being traded to Boston during the 1995 campaign. He was a 10-game winner with Single-A Albany in 1993 and retired as a player following the 1998 season.

Emerson and his wife, Jill, make their offseason home in Rockingham, N.C.



## TODD STEVERSON

### Hitting Coach

Todd Steverson returns to Sacramento after spending two seasons as the A's first base coach. Prior to joining the Major League coaching staff, Steverson spent the previous four seasons managing in the A's farm system, compiling a 297-264 (.529) record.

Steverson joined the A's organization in 2004 as hitting coach for their short-season Single-A affiliate at Vancouver. He was named manager at Single-A Stockton in 2005 and guided the Ports to a 78-62 record and playoff appearance. Steverson returned to Stockton in 2006, then spent one year at Double-A Midland in 2007 before moving to Triple-A Sacramento. His River Cats compiled an 83-61 record and won their second consecutive Triple-A and Pacific Coast League championships in 2008. Steverson began his coaching career in the St. Louis Cardinals farm system and spent five seasons with Potomac (1999; 2001-02), Peoria (2000) and Palm Beach (2003), all Single-A affiliates.

Steverson played professionally for seven seasons, including two seasons in the Major Leagues with Detroit (1995) and San Diego (1996). He compiled a .256 batting average, two home runs and six RBI in 31 games, including 30 with the Tigers and one with the Padres. Steverson was drafted by St. Louis in the sixth round out of Culver City (CA) High School in 1989, but did not sign and attended Arizona State University. Three years later, he was a first-round pick (25th overall) of Toronto and spent three seasons in the Blue Jays farm system before he was selected by Detroit in the Rule 5 draft. He concluded his playing career at Triple-A Memphis in 1998.

Steverson makes his offseason home in Phoenix, Ariz., with his wife Theresa, daughter Joya and son Jaryn.



## 2010 SACRAMENTO SEASON SUMMARY

**League:** Pacific Coast League (16 teams).

**Team Record:** Finished 79-65 (1<sup>st</sup>/-) overall in the Pacific Southern Division.

**Playoffs:** Were eliminated by Tacoma 3-2 in the Pacific Conference Championship Series...Eric Sogard hit .316 (6 for 19) with seven runs scored, two RBI, five walks and a .458 on-base percentage in five playoff games...Matt Watson went 5 for 17 (.294) with five runs, a home run, four RBI, five walks and a .984 OPS in five games...Corey Brown batted .273 (3 for 11) with a double and two RBI in four games...Brett Tomko (1-0) did not allow a run in six innings in one playoff start...Vin Mazzaro (1-0) allowed one run in five innings in one start...Fernando Hernandez did not allow a run in two relief appearances (1.2 ip).

**Individual Honors:** Chris Carter was named a PCL Post-Season All-Star...Bobby Cramer was named Pitcher of the Week for the period ending August 23...Kyle Middleton was the Pitcher of the Week for the period ending June 28...Clayton Mortensen was a PCL Mid-Season All-Star.

**Team League Rankings:** Ranked first in walks (588), second in RBI (783) and stolen bases (133), and third in runs scored (827)...were second in strikeouts (1,065), fourth in wins (79) and fifth in ERA (4.31).

**Individual League Rankings:** Carter finished fourth in the PCL in home runs (31) and was fifth in RBI (95), runs scored (92) and walks (73)...Mortensen was tied for second in wins (13), fourth among starting pitchers in opponents batting average (.258) and was eighth in ERA (4.25)...Corey Wimberly ranked first in stolen bases (56) and was tied for second in runs scored (97).

## 2010 SACRAMENTO FINAL STATISTICS

BATTERS	AVG	G	AB	R	H	2B	3B	HR	RBI	SH	SF	HP	BB	IBB	SO	SB	CS	DP	SLG	OBP	E
Affronti, Michael	.214	46	145	18	31	6	1	1	14	3	0	1	5	0	23	1	0	0	.290	.245	8
Baisley, Jeff	.274	49	179	26	49	14	0	6	32	0	1	7	17	2	39	1	0	8	.453	.358	2
Brown, Corey	.193	41	135	21	26	4	3	5	20	2	0	0	11	1	36	3	1	1	.378	.253	3
Buck, Travis	.298	32	121	22	36	7	2	3	17	1	4	4	11	0	28	3	2	4	.463	.364	0
Cardenas, Adrian	.267	58	210	30	56	8	1	1	21	3	1	0	17	2	28	2	2	7	.329	.320	12
Carson, Matt	.303	64	244	53	74	18	2	13	36	0	2	6	24	1	58	13	4	7	.553	.377	2
Carter, Chris	.258	125	465	92	120	29	2	31	94	0	5	8	73	1	138	1	1	8	.529	.365	12
Crisp, Coco	.591	6	22	7	13	2	1	0	5	0	0	0	2	1	3	2	1	0	.773	.625	0
Cust, Jack	.273	33	110	21	30	6	0	4	19	0	0	1	33	2	33	0	0	2	.436	.444	1
Donaldson, Josh	.238	86	294	52	70	14	1	18	67	0	7	2	45	2	79	3	1	15	.476	.336	9
Ellis, Mark	.250	1	4	0	1	0	0	0	0	0	0	0	0	0	1	0	0	0	.250	.250	0
Everidge, Tommy	.233	7	30	3	7	1	0	1	7	0	1	0	2	0	7	0	0	1	.367	.273	1
Harper, Brett	.231	14	52	4	12	3	0	1	11	0	0	2	2	0	12	0	0	0	.346	.286	1
Heether, Adam	.228	49	145	27	33	8	0	1	13	0	2	4	31	0	33	5	2	2	.303	.374	1
Hermida, Jeremy	.308	3	13	3	4	2	0	0	3	0	0	0	1	0	3	0	0	0	.462	.357	0
Jackson, Conor	.000	2	8	1	0	0	0	0	0	0	0	0	1	0	1	0	0	0	.000	.111	0
Jernigan, Ryne	—	1	0	0	0	0	0	0	0	0	0	0	0	0	0	0	0	0	—	—	0
Ladendorf, Tyler	.100	4	10	0	1	1	0	0	0	0	0	0	1	0	2	0	0	0	.200	.182	0
Larish, Jeff	.361	8	36	8	13	2	0	5	19	0	0	0	3	0	9	0	1	1	.833	.410	1
McPherson, Dallas	.267	84	318	49	85	17	2	22	75	0	1	4	31	3	101	1	0	4	.541	.339	5
Miller, Jai	.118	10	34	2	4	0	0	0	1	0	0	0	3	0	19	3	0	0	.118	.189	0
Mitchell, Jermaine	.182	3	11	1	2	1	0	0	2	0	0	0	1	0	3	1	0	0	.273	.250	0
Napoleon, Dusty	.231	5	13	2	3	1	0	1	1	0	0	0	5	1	4	0	0	0	.538	.444	0
Powell, Landon	.200	14	45	6	9	2	0	1	2	0	0	0	10	0	9	0	0	2	.311	.345	1
Price, Jared	.167	20	54	3	9	2	0	2	7	2	2	1	3	0	19	0	0	0	.315	.217	1
Recker, Anthony	.288	80	250	36	72	18	2	10	42	0	4	0	22	1	62	0	1	5	.496	.341	9
Sogard, Eric	.300	137	514	82	154	28	6	5	65	1	3	4	75	2	68	14	9	7	.407	.391	14
Suzuki, Kurt	.375	3	8	4	3	2	0	1	5	0	0	0	2	0	1	0	0	1	1.000	.500	0
Taylor, Michael	.272	127	464	79	126	26	6	6	78	0	3	5	51	1	92	16	5	22	.392	.348	9
Tolleson, Steven	.332	80	292	52	97	17	3	9	43	4	2	4	37	0	50	8	2	6	.503	.412	18
Watson, Matt	.288	37	153	25	44	12	0	9	26	0	0	1	11	0	24	0	0	4	.542	.339	2
Wimberly, Corey	.284	135	531	97	151	14	7	3	57	14	2	18	58	2	64	56	18	12	.354	.373	17
<b>Team Total</b>	<b>.272</b>	<b>144</b>	<b>4916</b>	<b>827</b>	<b>1337</b>	<b>266</b>	<b>39</b>	<b>159</b>	<b>783</b>	<b>30</b>	<b>40</b>	<b>72</b>	<b>588</b>	<b>22</b>	<b>1053</b>	<b>133</b>	<b>50</b>	<b>119</b>	<b>.439</b>	<b>.356</b>	<b>137</b>

PITCHERS	W	L	ERA	G	GS	CG	SHO	SV	SVO	IP	H	R	ER	HR	HB	BB	IBB	SO	WP	BK	AVG
Anderson, Brett	1	0	4.05	3	3	0	0	0	0	13.1	19	6	6	0	1	3	0	12	0	0	.333
Bailey, Andrew	0	0	27.00	1	1	0	0	0	0	0.2	3	2	2	0	0	0	0	1	2	0	.750
Banwart, Travis	4	2	4.81	15	11	0	0	0	1	73.0	78	40	39	9	1	29	4	71	3	0	.270
Benacka, Michael	6	2	4.08	40	0	0	0	5	7	46.1	30	22	21	5	2	39	3	61	9	0	.189
Blackley, Travis	2	1	2.52	15	4	0	0	0	1	35.2	31	10	10	2	2	22	1	35	1	1	.230
Bonser, Boof	2	1	4.56	5	5	0	0	0	0	23.2	20	14	12	2	0	11	0	17	0	0	.233
Bowers, Cedrick	2	1	3.66	29	0	0	0	0	1	32.0	24	14	13	1	1	26	0	50	1	0	.203
Cahill, Trevor	1	0	1.04	2	2	0	0	0	0	8.2	7	3	1	0	0	5	0	8	1	0	.226
Cramer, Bobby	2	2	1.94	7	7	0	0	0	0	41.2	41	10	9	0	0	11	0	35	3	0	.252
Demel, Sam	2	0	1.26	22	0	0	0	6	7	28.2	22	6	4	1	1	9	0	28	1	0	.212
DiNardo, Lenny	2	5	3.40	10	9	1	0	0	0	47.2	57	27	18	5	3	15	1	28	1	0	.302
Giese, Dan	0	0	1.74	8	0	0	0	0	0	10.1	9	2	2	2	2	0	0	4	0	0	.225
Godfrey, Graham	4	7	5.59	24	16	0	0	0	0	106.1	108	76	66	9	8	53	3	87	4	0	.266
Halama, John	6	2	5.44	18	14	0	0	0	1	87.2	106	59	53	12	2	27	2	40	2	0	.308
Haviland, Shawn	0	0	5.40	1	1	0	0	0	0	3.1	6	5	2	0	0	2	0	3	0	0	.353
Hernandez, Fernando	5	6	4.77	45	4	0	0	4	6	77.1	82	52	41	8	6	26	1	65	4	0	.266
Hunton, Jon	6	6	3.57	51	0	0	0	0	4	63.0	72	35	25	5	1	25	2	40	4	0	.283
James, Justin	1	1	1.37	16	0	0	0	4	5	19.2	14	3	3	0	1	9	3	28	1	0	.194
Jennings, Jason	0	0	6.23	3	3	0	0	0	0	13.0	16	9	9	1	2	4	1	9	2	0	.296
Kilby, Brad	0	0	5.54	12	0	0	0	0	0	13.0	18	8	8	0	1	6	0	18	0	0	.327
Lansford, Jared	1	2	7.94	16	0	0	0	0	0	17.0	22	16	15	1	3	8	0	15	1	0	.310
Mazzaro, Vin	3	1	3.13	7	6	0	0	0	0	37.1	35	16	13	2	3	17	0	38	2	0	.245
McBeth, Marcus	0	1	6.46	14	0	0	0	0	2	15.1	18	14	11	2	0	16	1	14	2	0	.290
Middleton, Kyle	6	8	3.77	23	14	0	0	1	1	102.2	97	56	43	10	3	48	1	69	4	0	.255
Mortensen, Clay	13	6	4.25	26	26	0	0	0	0	165.1	161	91	78	20	2	53	3	112	14	0	.258
Price, Jared	0	0	0.00	1	0	0	0	0	0	1.0	0	0	0	0	0	1	0	1	0	0	.000
Ramirez, Edwar	3	4	3.62	36	0	0	0	0	1	49.2	48	24	20	5	1	23	3	35	5	0	.257
Rodriguez, Henry	0	2	1.69	20	0	0	0	11	13	21.1	10	8	4	1	0	9	1	31	5	0	.133
Ross, Tyson	2	1	3.55	6	6	0	0	0	0	25.1	22	10	10	1	4	13	0	30	1	0	.253
Sanchez, Jesus	0	11	12.00	3	3	0	0	0	0	12.0	16	16	16	3	1	12	0	8	2	1	.348
Souza, Justin	0	0	8.00	5	0	0	0	0	0	9.0	8	11	8	2	1	6	1	7	0	0	.242
Storey, Mickey	1	1	5.54	11	0	0	0	1	1	13.0	15	10	8	3	0	5	0	14	1	1	.278
Tomko, Brett	2	1	7.16	6	6	0	0	0	0	27.2	42	22	22	2	1	9	1	14	0	1	.356
Vaughan, Beau	1	0	7.04	6	0	0	0	0	0	7.2	10	6	6	1	1	6	1	7	0	1	.323
Wolf, Ross	0	1	5.59	10	0	0	0	3	5	9.2	13	8	6	1	1	3	0	11	0	0	.289
Wright, Jamey	1	0	9.00	10	0	0	0	1	2	14.0	23	14	14	2	0	9	1	16	1	0	.371
Wuertz, Michael	0	0	0.00	4	3	0	0	0	0	4.2	4	0	0	0	1	3	0	3	0	0	.235
<b>Team Total</b>	<b>79</b>	<b>65</b>	<b>4.31</b>	<b>144</b>	<b>144</b>	<b>1</b>	<b>5</b>	<b>36</b>	<b>58</b>	<b>1277.2</b>	<b>1307</b>	<b>725</b>	<b>612</b>	<b>118</b>	<b>54</b>	<b>565</b>	<b>34</b>	<b>1065</b>	<b>77</b>	<b>5</b>	<b>.266</b>

## 2011 SACRAMENTO SCHEDULE

<b>APRIL</b>	18 ..... Off Day	29 ..... Off Day	<b>AUGUST</b>
7-10 ..... Tacoma	19-22 ..... Oklahoma City	30 ..... Tucson	1-2 ..... Colorado Springs
11-14 ..... Las Vegas	23-26 ..... New Orleans		3-6 ..... at Omaha
15-18 ..... at Tacoma	27-30 ..... at Reno	<b>JULY</b>	7-10 ..... at Iowa
19-22 ..... at Reno	31 ..... Salt Lake	1-3 ..... Tucson	11 ..... Off Day
23-26 ..... Tucson		4-6 ..... at Fresno	12-15 ..... Round Rock
27 ..... Off Day	<b>JUNE</b>	7-9 ..... at Las Vegas	16-19 ..... Albuquerque
28-30 ..... at Las Vegas	1-3 ..... Salt Lake	10 ..... Off Day	20-23 ..... at Tucson
	4-7 ..... at Colorado Springs	11-13 ..... All Star Break	24-28 ..... at Fresno
<b>MAY</b>	8 ..... Off Day	14-17 ..... Fresno	29-31 ..... Las Vegas
1 ..... at Las Vegas	9-12 ..... Tacoma	18-21 ..... at Salt Lake	
2-5 ..... Salt Lake	13-16 ..... at Salt Lake	22-25 ..... Reno	<b>SEPTEMBER</b>
6-9 ..... Colorado Springs	17-20 ..... Fresno	26-29 ..... at Tacoma	1 ..... Las Vegas
10-13 ..... at Memphis	21-24 ..... at Tucson	30-31 ..... Colorado Springs	2-5 ..... At Colorado Springs
14-17 ..... at Nashville	25-28 ..... Reno		

PLAYER DEVELOPMENT

# MIDLAND ROCKHOUNDS

## STEVE SCARSONE

### Manager

Steve Scarsone enters his first season as manager at Midland after holding the same position with Stockton and Kane County in 2010 and 2009, respectively. He previously logged managerial stints with Single-A South Bend (2001) and Single-A Lancaster (2002).

Scarsone played seven seasons as a Major League utility infielder with Philadelphia (1992), Baltimore (1992), San Francisco (1993-96), St. Louis (1997) and Kansas City (1999). He had his best season in 1995, batting .266 with 11 home runs and 29 RBI for the Giants. Scarsone was originally drafted by Philadelphia in the 2nd round of the 1986 draft. He played six seasons in the minors before making his Major League debut with the Phillies in 1992.

Scarsone makes his offseason home in Scottsdale, Ariz. with his wife, Becki. The couple has two children – a daughter, Leah, and son, Ty.



### MANAGERIAL RECORD

Year	Team	League	Record	Finish
2001	South Bend (A)	Midwest League	70-66	4th/3rd
2002	Lancaster (A)	California League	63-77	5th/2nd
2009	Kane County (A)	Midwest League	76-64	1st/4th
2010	Stockton (A)	California League	74-66	4th/1st
<b>Totals</b>			<b>283-273</b>	

**2001 Playoffs:** Defeated Michigan 2-0 in quarterfinals; defeated Dayton 2-0 in semifinals; final series was abandoned due to attacks on September 11

**2002 Playoffs:** Defeated by Lake Elsinore 2-0 in quarterfinals

**2009 Playoffs:** Defeated by Burlington 2-0 in quarterfinals

**2010 Playoffs:** Defeated by Modesto 2-0 in quarterfinals

## DON SCHULZE

### Pitching Coach

Don Schulze, a former first-round pick (1980, Cubs), begins his first season as pitching coach with Midland. He previously served in the same capacity with Stockton (2009-10) and Kane County (2007-08). Schulze made his coaching debut with the A's entry in the Arizona Rookie League in 2006.

The former Major League pitcher compiled a 15-25 record and 5.47 career ERA while playing for the Cubs (1983-84), Indians (1984-86), Mets (1987), Yankees (1989) and Padres (1989). From 1990-92, Schulze pitched for the Orix Blue Wave in Japan. He then closed out his career in 1993 with Minnesota's Triple-A affiliate.

Schulze makes his offseason home in Dixon, Ill. with his wife, Jeanne, and daughters, Sarah and Madeline.



## TIM GARLAND

### Hitting Coach

Tim Garland enters his first season as the Midland hitting coach after spending four seasons in the same role with Stockton. He made his coaching debut in 2006 at Kane County.

Garland played 15 seasons as a minor league outfielder after being drafted by the New York Yankees in 1989. He advanced as far as Double-A with the A's affiliate in Midland in 1999 after spending time with New York (1989-92), San Francisco (1996-98) and Baltimore (1998). He played in the independent leagues during the 1994-95 seasons.



After his one-year stint at Midland, Garland spent the next three seasons splitting time between the Mexican League and independent leagues, compiling a .308 batting average while playing for Campeche (2000), Tabasco (2001) and Reynosa (2002) in the Mexican League. He closed out his career playing for various independent league teams through the 2004 season.

Garland makes his offseason home in Danville, Va.

## 2010 MIDLAND SEASON SUMMARY

**League:** Texas League (8 teams).

**Team Record:** Finished 35-35 (1-3<sup>rd</sup>/-3.5) in the first half...35-35 (1<sup>st</sup>/--) in the second half...70-70 (2<sup>nd</sup>/-2.5) overall in the Southern Division.

**Playoffs:** Defeated Frisco 3-1 in the Division Series...were defeated by Northwest Arkansas 3-1 in the Championship Series...Archie Gilbert batted .409 (9 for 22) with five runs, one RBI, seven walks and a .567 on-base percentage in seven postseason games...Alex Valdez hit .371 (13 for 35) with two runs, three doubles, a home run, eight RBI and a .914 OPS in eight games...Jermaine Mitchell was 7 for 20 (.350) with five runs, three doubles, two RBI and a .962 OPS in eight games...Josh Horton was 10 for 30 (.333) with two doubles and five RBI...Petey Paramore (7 for 23) and Shane Peterson (10 for 33) batted .304 and .303, respectively...Neil Wagner did not allow a run in five playoff appearances (5.1 ip, 0 bb, 10 so)...Anthony Capra did not allow a hit in six innings in one start (1 r, 6 bb, 5 so).

**Individual Honors:** Baisley, Travis Banwart, Carlos Hernandez and Valdez were all named TL Mid-Season All-Stars...Gilbert was also a Mid-Season All-Star and was named Player of the Week for the period ending May 3...Brown and Horton were named both Mid-Season and Post-Season All-Stars.

**Team League Rankings:** Were first in triples (42), second in steals (126), tied for second in hitting (.264) and were third in runs scored (646), RBI (593), walks (525) and on-base percentage (.341)...were tied for second in saves (38), were fourth in wins (70) and strikeouts (997) and fifth in ERA (4.10)

**Individual League Rankings:** Brown was second in on-base percentage (.415), tied for second in triples (8), was third in hitting (.320) and fourth in slugging (.502)...Capra finished tied for first in games started (28) and third in opponents batting average (.249) and strikeouts (118)...Ryan Edell was third in WHIP (1.25) and ranked sixth in ERA (3.17)...Gilbert was third in stolen bases (28) and tied for third in doubles (31)...Valdez was tied for second in triples (8) and was fourth in runs scored (82) and total bases (222).

## 2010 MIDLAND FINAL STATISTICS

BATTERS	AVG	G	AB	R	H	2B	3B	HR	RBI	SH	SF	HP	BB	IBB	SO	SB	CS	DP	SLG	OBP	E	
Affronti, Michael	.231	4	13	0	3	0	0	0	0	0	0	1	0	0	5	0	1	0	.231	.286	0	
Baisley, Jeff	.325	51	197	23	64	19	1	4	34	0	5	3	19	1	53	3	2	2	.492	.384	3	
Brown, Corey	.320	90	331	63	106	14	8	10	49	0	1	2	52	1	93	19	1	5	.502	.415	4	
Cardenas, Adrian	.345	51	194	36	67	15	0	3	32	0	6	3	33	3	23	4	6	8	.469	.436	11	
Carter, Yusuf	.206	41	131	13	27	5	1	1	8	0	1	0	12	1	37	4	0	5	.282	.271	4	
Chen, Yung Chi	.168	28	101	11	17	5	2	0	9	1	2	0	7	0	14	0	0	3	.257	.218	4	
Gilbert, Archie	.247	116	445	65	110	31	1	11	54	1	4	8	51	0	69	28	11	11	.396	.333	3	
Holt, J.C.	.229	51	210	27	48	3	1	2	19	3	2	1	11	0	45	10	1	9	.281	.268	8	
Horton, Josh	.286	108	420	60	120	18	3	3	51	0	4	5	41	1	50	4	3	11	.364	.353	14	
Kleen, Steve	.197	39	132	13	26	6	0	4	20	0	2	4	14	1	33	1	1	5	.333	.289	3	
Majewski, Val	.262	81	302	36	79	18	0	9	56	0	3	1	37	1	69	5	2	11	.411	.341	0	
Mitchell, Jermaine	.223	37	121	16	27	3	3	0	11	1	1	1	19	0	41	2	6	1	.298	.331	3	
Napoleon, Dusty	.200	4	10	0	2	1	0	0	0	0	0	0	3	0	0	0	0	0	1	.300	.385	1
Ortiz, Gabriel	.226	34	115	11	26	6	0	1	12	0	1	1	5	0	31	1	1	6	.304	.262	4	
Paramore, Petey	.263	65	205	20	54	8	0	3	19	0	0	2	33	1	54	0	0	6	.346	.371	3	
Peterson, Shane	.265	128	460	61	122	24	4	5	59	0	8	11	57	1	108	11	2	9	.367	.354	3	
Price, Jared	.250	1	4	0	1	0	0	0	0	0	0	0	0	0	1	0	0	0	.250	.250	0	
Recker, Anthony	.211	11	38	8	8	1	0	1	3	0	0	2	7	0	12	1	0	0	.316	.362	0	
Richard, Michael	.185	9	27	1	5	0	0	0	0	0	0	0	4	0	6	1	0	0	.185	.290	3	
Sulentnic, Matthew	.275	123	440	55	121	18	3	1	45	3	3	2	49	1	109	11	5	11	.336	.348	4	
Thomas, David	.333	1	3	1	1	1	0	0	2	0	0	0	0	0	1	0	0	0	.667	.333	0	
Valdez, Alex	.262	134	526	82	138	29	8	13	74	1	3	5	39	4	123	10	1	10	.422	.318	20	
Weeks, Jemile	.267	67	273	43	73	14	7	3	33	2	6	3	28	0	37	11	6	5	.403	.335	9	
Whitney, Matthew	.095	6	21	1	2	0	0	0	1	0	1	0	4	1	8	0	0	1	.095	.231	1	
<b>Team Total</b>	<b>.264</b>	<b>140</b>	<b>4719</b>	<b>646</b>	<b>1247</b>	<b>239</b>	<b>42</b>	<b>74</b>	<b>593</b>	<b>12</b>	<b>53</b>	<b>55</b>	<b>525</b>	<b>17</b>	<b>1022</b>	<b>126</b>	<b>49</b>	<b>120</b>	<b>.380</b>	<b>.341</b>	<b>118</b>	



## Midland Rockhounds, continued

PITCHERS	W	L	ERA	G	GS	CG	SHO	SV	SVO	IP	H	R	ER	HR	HB	BB	IBB	SO	WP	BK	AVG
Banwart, Travis	5	5	2.92	14	14	0	0	0	0	83.1	71	36	27	7	3	31	0	59	4	0	.231
Capra, Anthony	6	13	4.27	28	28	0	0	0	0	130.2	120	72	62	9	6	89	0	118	15	0	.249
Daley, Gary	0	0	19.29	2	0	0	0	0	0	2.1	5	5	5	0	0	5	1	1	1	0	.500
De Los Santos, Fautino	1	5	6.54	25	0	0	0	0	1	31.2	31	26	23	1	2	16	1	51	5	0	.250
Edell, Ryan	10	4	3.17	21	20	0	0	0	0	125.0	136	47	44	6	3	20	0	92	4	0	.277
Figueroa, Pedro	1	6	5.30	13	13	0	0	0	0	71.1	84	45	42	6	2	29	1	57	4	5	.295
Friend, Justin	3	3	3.70	36	1	0	0	0	2	56.0	63	29	23	1	1	38	1	50	7	1	.292
Godfrey, Graham	0	1	3.86	5	4	0	0	0	0	18.2	22	9	8	0	1	9	1	16	1	0	.301
Gordon, Derrick	2	2	5.43	40	1	0	0	1	2	71.1	69	48	43	7	3	35	3	63	8	0	.256
Hernandez, Carlos	9	3	4.37	26	25	0	0	0	0	129.2	145	66	63	6	3	48	0	96	3	0	.286
Holt, J.C.	1	0	15.43	2	0	0	0	0	0	2.1	4	4	4	0	0	2	0	0	0	0	.333
Hornbeck, Ben	2	3	5.87	8	7	0	0	1	1	38.1	43	27	25	3	3	19	0	26	7	0	.289
James, Justin	1	0	2.29	12	0	0	0	1	3	19.2	11	5	5	1	0	7	2	21	0	0	.157
Lansford, Jared	4	1	2.43	30	0	0	0	12	12	37.0	31	11	10	0	2	19	0	29	2	0	.242
Leon, Arnold	0	0	6.23	3	0	0	0	0	0	4.1	6	3	3	1	0	3	0	1	2	0	.333
Lyman, Jeff	0	4	8.58	10	8	0	0	0	0	28.1	40	28	27	5	0	15	1	25	9	0	.331
Majewski, Val	0	0	0.00	1	0	0	0	1	1	1.0	1	0	0	0	0	0	0	1	0	0	.250
Murray, Justin	0	1	4.32	4	3	0	0	0	0	16.2	21	10	8	0	0	11	0	7	1	0	.313
Ortiz, Gabriel	0	0	0.00	2	0	0	0	0	0	1.2	0	0	0	0	0	3	0	0	0	0	.000
Ray, Jason	3	3	4.41	24	0	0	0	0	1	34.2	37	22	17	4	1	21	1	17	10	0	.272
Sattler, Daniel	1	2	4.17	33	0	0	0	1	2	45.1	45	22	21	4	5	24	2	38	3	0	.260
Sewell, Lance	0	0	3.94	13	0	0	0	0	1	16.0	18	10	7	0	0	3	0	10	2	0	.281
Souza, Justin	2	2	3.38	28	0	0	0	6	6	40.0	35	17	15	1	0	20	2	38	3	0	.230
Storey, Mickey	5	4	3.30	43	1	0	0	8	11	71.0	58	31	26	5	3	22	2	63	5	1	.222
Vaughan, Beau	1	3	1.95	24	0	0	0	6	8	32.1	30	12	7	0	1	6	2	29	1	0	.238
Wagner, Neil	6	2	3.70	33	0	0	0	1	6	48.2	55	25	20	1	0	27	4	45	3	0	.282
Wright, Matt	7	3	3.20	15	15	0	0	0	0	78.2	88	35	28	8	2	12	0	44	3	1	.278
<b>Team Total</b>	<b>70</b>	<b>70</b>	<b>4.10</b>	<b>140</b>	<b>140</b>	<b>0</b>	<b>4</b>	<b>38</b>	<b>57</b>	<b>1236.0</b>	<b>1269</b>	<b>645</b>	<b>563</b>	<b>76</b>	<b>41</b>	<b>534</b>	<b>24</b>	<b>997</b>	<b>103</b>	<b>8</b>	<b>.266</b>

## 2011 MIDLAND SCHEDULE

### APRIL

7-9 ..... Arkansas  
 10-12 ..... Springfield  
 13 ..... Off Day  
 14-16 ..... at Arkansas  
 17-19 ..... at Springfield  
 20 ..... Off Day  
 21-24 ..... San Antonio  
 25-28 ..... Corpus Christi  
 29-30 ..... at San Antonio

### MAY

1-2 ..... at San Antonio  
 3-6 ..... at Corpus Christi  
 7-10 ..... Frisco  
 11 ..... Off Day  
 12-15 ..... San Antonio

16-19 ..... at Frisco  
 20-23 ..... at Corpus Christi  
 24 ..... Off Day  
 25-27 ..... Tulsa  
 28-30 ..... Northwest Arkansas  
 31 ..... Off Day

### JUNE

1-3 ..... at Tulsa  
 4-6 ..... at Northwest Arkansas  
 7 ..... Off Day  
 8-11 ..... Corpus Christi  
 12-15 ..... Frisco  
 16-19 ..... at San Antonio  
 20-23 ..... at Frisco  
 24-27 ..... at San Antonio  
 28 ..... Off Day

29 ..... All Star Game  
 30 ..... Arkansas

### JULY

1-2 ..... Arkansas  
 3-5 ..... Springfield  
 6 ..... Off Day  
 7-9 ..... at Arkansas  
 10-12 ..... at Springfield  
 13 ..... Off Day  
 14-17 ..... San Antonio  
 18-21 ..... at Corpus Christi  
 22-25 ..... San Antonio  
 26-28 ..... at Frisco  
 29-31 ..... Corpus Christi

### AUGUST

1 ..... Corpus Christi  
 2-4 ..... Frisco  
 5-8 ..... at Corpus Christi  
 9 ..... Off Day  
 10-12 ..... Tulsa  
 13-15 ..... Northwest Arkansas  
 16 ..... Off Day  
 17-19 ..... at Tulsa  
 20-22 ..... at Northwest Arkansas  
 23-26 ..... Corpus Christi  
 27-29 ..... Frisco  
 30-31 ..... at San Antonio

### SEPTEMBER

1-2 ..... at San Antonio  
 3-5 ..... at Frisco

## STOCKTON PORTS

## WEBSTER GARRISON

### Manager

Webster Garrison enters his first season as the Stockton manager after spending the past two years as hitting coach with Midland.

Garrison has managed various teams in the A's minor league system for five years and has compiled a career record of 334-302 (.525). He led Kane County and Visalia to the playoffs in 2003 and 2002, respectively. Garrison also spent two years as manager at Midland (2004, 2008). He began his managerial career with Vancouver in 2001.



A second-round selection of the Toronto Blue Jays in the 1983 June draft, Garrison spent seven seasons of his 16-year playing career in the Blue Jays farm system. He signed with the Oakland organization as a free agent on April 4, 1991 and batted a career-best .303 with seven home runs and 73 RBI for Triple-A Tacoma in 1993. Garrison then spent the next two seasons at Triple-A Colorado Springs before returning to the A's organization in 1996. He made his Major League debut with the A's on August 2, 1996 and appeared in five games. He spent the 1997 season at Triple-A Edmonton and 1998 season at Double-A Huntsville before assuming a role as player-coach in 1999.

Garrison makes his offseason home in his hometown of Marrero, La.

### MANAGERIAL RECORD

Year	Team	League	Record	Finish
2001	Vancouver (Short A)	Northwest League	37-39	2nd
2002	Visalia (A)	California League	70-71	t-4th/3rd
2003	Kane County (A)	Midwest League	80-59	1st/2nd
2004	Midland (AA)	Texas League	72-68	2nd/3rd
2008	Midland AA)	Texas League	75-65	3rd/2nd
<b>Totals</b>			<b>334-302</b>	

**2002 Playoffs:** Defeated by Modesto 2-0 in California League Wild Card Series

**2003 Playoffs:** Defeated by Clinton 2-1 in first round of Midwest League Playoffs

## CRAIG LEFFERTS

### Pitching Coach

Former Major League pitcher Craig Lefferts enters his ninth season as a pitching coach in Oakland's minor league system, his first with Stockton. He previously spent seven seasons with Vancouver (2004-2010) and one season with Midland (2003). Additionally, Lefferts served in the same capacity at Double-A Tennessee (2000-02) and Medicine Hat (1999) in the Toronto Blue Jays system.

In his 12-year Major League career, Lefferts compiled a 58-72 record with a 3.43 ERA, which included stints with the Cubs, Padres, Giants, Orioles, Rangers and Angels. A ninth-round selection by the Cubs in 1980, Lefferts made his major league debut with Chicago in 1983. In 1984, Lefferts posted a career-best 2.13 ERA for the National League West Division champion Padres and tossed 10 scoreless innings in six postseason appearances. He was the winning pitcher in the final two NLCS games against Chicago and earned the save in the Padres only World Series victory against Detroit.

In 1987, Lefferts made 44 appearances for San Francisco, including three scoreless outings in the NLCS against St. Louis. In 1989, he matched Gary Lavelle's team record for saves by a left-handed pitcher with 20 and appeared in five postseason games, making two appearances in the NLCS versus Chicago and three against the A's in the World Series. After recording 23 saves in 1991, he was converted to a starter in 1992 and finished with a 13-9 record to go along with a 3.69 ERA in 27 starts for the Padres. Lefferts retired after making 30 appearances for the California Angels during the 1994 season.

Lefferts and his wife, Wendy, reside in Anthem, Ariz. with their five children, Brock, Brady, Taylor, Tanner and Lindsay.



## BRIAN MCARN

### Hitting Coach

Brian McArn enters his first season as hitting coach at Stockton after serving in the same capacity for the last six seasons at Sacramento. He was also the hitting coach for Midland in 2004, and spent the previous six years with Single-A Modesto of the California League.

Prior to joining the A's organization, McArn spent one season as the hitting coach for the Single-A Vermont Expos in the New York-Penn League. McArn began his coaching career at American River Junior College in Sacramento, where he served as an assistant coach.

Selected in the 26th round of the 1991 June draft, McArn spent two seasons in the A's organization before injuries ended his career in 1992.

McArn makes his off-season home in Elk Grove, Calif.



## 2010 STOCKTON SEASON SUMMARY

**League:** California League (10 teams).

**Team Record:** Finished 31-39 (4<sup>th</sup>/-14.0) in the first half...43-27 (1<sup>st</sup>/--) in the second half...74-66 (2<sup>nd</sup>/-2.0) overall in the Northern Division.

**Playoffs:** Were defeated by Modesto 2-0 in the California League Mini-Series...Tyler Ladendorf batted .429 (3 for 7) with a run, home run and RBI in two playoff games...Todd Johnson was 3 for 8 (.375) with a double in two games...Grant Green was 3 for 9 (.333) with two runs and a double in two games...Shawn Haviland (0-1) allowed three runs in 7.2 innings in one start (4 h, 2 bb, 8 so).

**Individual Honors:** Green was selected to the Futures Game, was named the CL Player of the Week for the period ending Aug. 23 and was a Post-Season All-Star...Haviland was named a Post-Season All-Star and was the Pitcher of the Week for the periods ending Aug. 2 and Aug. 23...Stephen Parker was named a Mid-Season and Post-Season All-Star and was also named the Player of the Week for the period ending May 3.

**Team League Rankings:** Were second in doubles (277), home runs (143), RBI (701) and walks (563) and third in both runs (755) and OPS (.782)...were first in strikeouts (1,163), second in holds (58), third in saves (42) and fifth in wins (74).

**Individual League Rankings:** Green finished second in hits (174), third in doubles (39) and total bases (285), tied for third in extra-base hits (65) and runs scored (107), and was seventh in hitting (.318)...Haviland was second in strikeouts (166) and fifth in ERA (3.65)...Parker finished second in walks (84) and fifth in doubles (38) and RBI (98)...Paul Smyth finished tied for second in saves (28), was fourth in games finished (45) and fifth among relievers in opponents batting average (.231).

## 2010 STOCKTON FINAL STATISTICS

BATTERS	AVG	G	AB	R	H	2B	3B	HR	RBI	SH	SF	HP	BB	IBB	SO	SB	CS	DP	SLG	OBP	E
Barfield, Jeremy	.272	135	508	72	138	21	1	17	92	1	11	6	52	1	93	1	1	22	.417	.340	11
Carter, Yusuf	.278	48	180	32	50	14	0	13	42	0	1	1	12	0	51	1	0	4	.572	.325	2
Castillo, Gernaldo	.176	5	17	1	3	0	0	0	0	0	0	0	2	0	3	0	0	0	.176	.263	1
Christian, Jason	.162	12	37	5	6	0	0	0	2	0	0	0	7	0	10	1	1	1	.162	.295	1
Crisotomo, Jose	.192	9	26	1	5	0	0	0	2	0	0	0	1	0	4	0	1	1	.192	.222	0
Crisp, Coco	.833	2	6	2	5	0	1	1	3	0	0	0	1	0	0	0	0	0	1.667	.857	0
Ellis, Mark	.200	2	5	0	1	0	0	1	0	1	0	1	0	0	0	0	0	0	.200	.286	0
Galarraga, Joel	.235	5	17	2	4	0	0	0	0	0	0	0	1	0	3	0	0	0	.235	.278	0
Green, Grant	.318	131	548	107	174	39	6	20	87	3	10	7	38	2	117	9	5	14	.520	.363	37
Horton, Josh	.467	8	30	5	14	5	1	2	6	0	0	0	1	0	5	0	1	0	.900	.484	0
Jackson, Conor	.286	2	7	1	2	1	0	0	2	0	1	0	0	0	1	0	0	0	.429	.250	0
Johnson, Todd	.205	82	307	39	63	13	3	6	38	0	3	2	25	1	66	6	5	9	.326	.267	1
Ka'aihue, Kala	.167	23	66	11	11	4	0	3	12	0	1	2	20	1	19	2	0	2	.364	.371	1
Keough, Shane	.223	67	251	31	56	12	2	2	27	2	2	4	21	0	78	8	7	3	.311	.291	5
Ladendorf, Tyler	.274	126	478	60	131	30	4	5	41	5	3	3	35	0	110	20	4	12	.385	.326	20
Lopez, Diomendes	.667	1	3	0	2	0	0	0	0	0	0	0	1	0	1	0	0	0	.667	.750	1
Mitchell, Jermaine	.309	78	304	68	94	21	7	10	32	1	0	3	51	0	86	21	9	1	.523	.413	6
Napoleon, Dusty	.143	11	28	3	4	0	0	0	1	0	0	1	12	0	9	0	0	3	.143	.415	1
Ortiz, Ryan	.277	58	188	35	52	12	1	8	35	1	1	1	36	0	47	1	0	3	.479	.394	8
Paramore, Petey	.255	46	149	18	38	7	0	3	23	0	1	0	34	1	37	0	1	2	.362	.391	2
Parker, Stephen	.296	139	524	102	155	38	5	21	98	0	12	7	84	2	105	3	1	13	.508	.392	33
Pinckney, Brandon	.320	24	75	8	24	6	1	1	9	3	2	0	11	0	12	0	0	0	.467	.398	2
Richard, Michael	.214	33	98	13	21	3	0	0	5	1	1	2	11	0	21	2	5	4	.245	.304	6
Soto, Ramon	.231	4	13	1	3	1	0	0	1	0	0	1	0	0	5	0	1	0	.308	.286	2
Spina, Michael	.253	135	514	74	130	27	1	23	88	0	3	13	64	1	142	1	0	11	.444	.348	17
Thomas, David	.233	65	223	40	52	14	4	2	30	5	1	10	22	0	41	6	5	3	.359	.328	3
Walton, Kent	.257	41	140	18	36	7	0	3	17	1	1	0	14	0	35	4	1	3	.371	.323	0
Whitney, Matthew	.279	12	43	6	12	2	1	3	7	0	0	2	5	0	7	0	0	2	.581	.380	3
<b>Team Total</b>	<b>.269</b>	<b>140</b>	<b>4788</b>	<b>755</b>	<b>1286</b>	<b>277</b>	<b>38</b>	<b>143</b>	<b>701</b>	<b>23</b>	<b>55</b>	<b>65</b>	<b>563</b>	<b>9</b>	<b>1109</b>	<b>86</b>	<b>48</b>	<b>113</b>	<b>.432</b>	<b>.350</b>	<b>185</b>

PITCHERS	W	L	ERA	G	GS	CG	SHO	SV	SVO	IP	H	R	ER	HR	HB	BB	IBB	SO	WP	BK	AVG
Barham, Trey	3	2	2.77	59	0	0	0	1	6	68.1	67	30	21	5	3	19	2	56	2	0	.257
Blackley, Travis	0	0	1.80	2	2	0	0	0	0	5.0	3	1	1	0	0	0	0	2	2	0	.167
Braden, Dallas	0	0	6.75	1	1	0	0	0	0	4.0	7	3	3	2	0	1	0	4	0	0	.333
Carignan, Andrew	3	3	6.27	30	0	0	0	0	2	33.0	28	31	23	2	5	34	0	44	7	0	.228
Deal, Scott	3	4	3.15	39	1	0	0	1	2	68.2	61	29	24	6	9	23	2	44	7	2	.237
De Los Santos, Fautino	1	0	2.30	12	0	0	0	1	1	15.2	13	4	4	0	0	3	0	22	0	0	.224
Hart, Mike	2	0	2.77	9	0	0	0	1	1	13.0	12	7	4	0	2	7	0	12	1	0	.240
Haviland, Shawn	9	6	3.65	27	27	0	0	0	0	150.1	156	77	61	15	17	40	0	166	12	1	.266
Hodsdon, Scott	2	3	6.18	45	0	0	0	4	5	71.1	88	68	49	3	5	33	2	54	5	1	.300
Hornbeck, Ben	7	3	4.44	18	18	0	0	0	0	93.1	113	62	46	18	7	41	0	112	16	1	.300
Hunter, Brett	2	1	6.51	25	0	0	0	0	1	27.2	32	21	20	4	0	25	1	44	5	1	.294
Huttenlocker, Anthony	1	0	5.79	6	0	0	0	1	3	9.1	12	8	6	1	1	1	0	8	0	1	.300
Krol, Ian	1	0	3.66	4	4	0	0	0	0	19.2	18	9	8	3	1	9	0	20	0	0	.247
Madsen, Michael	1	4	5.00	6	6	0	0	0	0	27.0	30	19	15	2	3	8	0	32	2	0	.275
Marks, Justin	3	1	4.58	5	4	0	0	0	0	19.2	17	13	10	4	1	8	0	17	3	0	.239
McDaniel, Dan	0	0	10.38	4	0	0	0	0	0	4.1	4	5	5	1	0	6	0	6	0	0	.235
Murray, Justin	10	4	3.67	26	18	1	0	1	2	117.2	133	59	48	11	1	54	1	83	9	0	.284
Oseguera, Paul	2	4	6.16	7	7	0	0	0	0	38.0	49	29	26	2	6	16	0	37	0	0	.316
Pina, Jose	2	4	6.66	31	1	0	0	1	3	48.2	57	39	36	11	6	19	0	45	7	0	.298
Pinckney, Brandon	0	0	7.71	3	0	0	0	0	0	2.1	3	2	2	1	0	0	0	0	0	0	.375
Ramirez, Anivoris	0	6	7.94	8	8	0	0	0	0	39.2	54	35	35	6	2	14	1	17	1	0	.329
Sattler, Daniel	0	1	2.35	8	0	0	0	2	3	7.2	5	2	2	0	1	3	0	8	0	0	.192
Sewell, Lance	7	0	1.76	33	0	0	0	0	0	46.0	30	12	9	5	2	11	0	41	4	0	.181
Smalley, Kenny	3	6	6.46	18	12	0	0	0	0	76.2	85	57	55	13	0	41	0	64	7	0	.282
Smith, Murphy	3	5	6.19	10	9	0	0	0	0	48.0	72	38	33	4	3	12	1	34	6	0	.350
Smyth, Paul	3	6	3.01	58	0	0	0	28	38	77.2	68	35	26	4	4	21	4	94	6	0	.231
Thomas, Daniel	0	0	8.71	9	0	0	0	1	2	10.1	7	11	10	0	2	13	1	13	3	0	.189
Thomson, Matthew	1	0	0.00	1	1	0	0	0	0	5.0	2	0	0	0	0	2	0	10	0	0	.125
Tomko, Brett	0	1	7.52	6	6	0	0	0	0	26.1	37	22	22	11	3	7	0	22	3	0	.322
Williamson, Fabian	5	2	4.57	13	13	0	0	0	0	63.0	67	35	32	6	4	45	0	49	5	0	.288
Wuertz, Michael	0	0	0.00	2	2	0	0	0	0	3.0	3	0	0	0	0	0	0	3	0	0	.250
<b>Team Total</b>	<b>74</b>	<b>66</b>	<b>4.60</b>	<b>140</b>	<b>140</b>	<b>1</b>	<b>2</b>	<b>42</b>	<b>69</b>	<b>1240.1</b>	<b>1333</b>	<b>763</b>	<b>634</b>	<b>140</b>	<b>88</b>	<b>516</b>	<b>15</b>	<b>1163</b>	<b>113</b>	<b>7</b>	<b>.274</b>

## 2011 STOCKTON SCHEDULE

### APRIL

7-10 ..... at Modesto  
 11-13 ..... at Visalia  
 14-16 ..... Modesto  
 17-20 ..... Visalia  
 21-23 ..... at Lancaster  
 24 ..... Off Day  
 25-28 ..... Lake Elsinore  
 29-30 ..... Bakersfield

### MAY

1 ..... Bakersfield  
 2-5 ..... at Inland Empire  
 6-8 ..... at Lake Elsinore  
 9 ..... Off Day  
 10-13 ..... Modesto  
 14-16 ..... at San Jose

17-20 ..... at Bakersfield  
 21-23 ..... San Jose  
 24 ..... Off Day  
 25-28 ..... at Visalia  
 29-31 ..... at San Jose

### JUNE

1-4 ..... Bakersfield  
 5-7 ..... San Jose  
 8 ..... Off Day  
 9-12 ..... at Bakersfield  
 13-15 ..... High Desert  
 16-19 ..... Rancho Cucamonga  
 20-22 ..... All Star Break  
 23-26 ..... at San Jose  
 27-30 ..... Bakersfield

### JULY

1-3 ..... San Jose  
 4-6 ..... at High Desert  
 7-10 ..... Modesto  
 11 ..... Off Day  
 12-15 ..... at Bakersfield  
 16-18 ..... Visalia  
 19 ..... Off Day  
 20-22 ..... at Modesto  
 23-25 ..... Bakersfield  
 26 ..... Off Day  
 27-30 ..... at Visalia  
 31 ..... at Modesto

### AUGUST

1-2 ..... at Modesto  
 3-6 ..... Visalia

7-9 ... Rancho Cucamonga  
 10 ..... Off Day  
 11-14 ..... at High Desert  
 15-17 at Rancho Cucamonga  
 18-21 ..... Lancaster  
 22 ..... Off Day  
 23-25 ..... at San Jose  
 26-29 ..... Inland Empire  
 30-31 ..... Modesto

### SEPTEMBER

1 ..... Modesto  
 2-5 ..... at Inland Empire

## ORGANIZATIONAL PLAYER AND PITCHER OF THE YEAR

1995 Steve Cox, Derek Manning  
 1996 D.T. Cromer, Willie Adams  
 1997 Ben Grieve, Brad Rigby  
 1998 Eric Chavez, Jay Witasick  
 1999 Adam Piatt, Tim Hudson  
 2000 Jose Ortiz, Barry Zito  
 2001 Esteban German, Mario Ramos  
 2002 Graham Koonce, Rich Harden

2003 Graham Koonce, Rich Harden  
 2004 Dan Johnson, Jairo Garcia  
 2005 Andre Ethier, Dallas Braden  
 2006 Jeff Baisley, Jason Windsor  
 2007 Daric Barton, Trevor Cahill  
 2008 Chris Carter, Trevor Cahill  
 2009 Chris Carter, Pedro Figueroa  
 2010 Grant Green, Ian Krol

# BURLINGTON BEES

## AARON NIECKULA

### Manager

Aaron Nieckula enters his first season as Burlington manager after leading Kane County (2010) and Stockton (2009) the previous two seasons. He also managed Kane County during the 2006-08 seasons, leading the team to the Midwest League championship series in his first year at the helm. Nieckula served as hitting coach for Kane County during the 2004-05 seasons.

Nieckula was taken by the A's in the 22nd round of the 1998 June draft. He spent five years as a catcher in the Oakland (1998-2001) and San Francisco (2002) minor league systems. His best season came in 2000, where he hit .262 with 34 RBI between Single-A Visalia and Single-A Modesto.

Nieckula resides in Aurora, Ill. with his wife, Renee.



### MANAGERIAL RECORD

Year	Team	League	Record	Finish
2006	Kane County (A)	Midwest League	79-60	2nd/T2nd
2007	Kane County (A)	Midwest League	63-76	7th/4th
2008	Kane County (A)	Midwest League	72-66	2nd/6th
2009	Stockton (A)	California League	61-79	5th/5th
2010	Kane County (A)	Midwest League	71-67	6th/2nd
<b>Totals</b>			<b>346-348</b>	

**2006 Playoffs:** Defeated Quad Cities 2-1 in the first round playoff series; defeated Beloit 2-0 in second round playoff series; was defeated by West Michigan 3-1 in the Midwest League Championship Series

**2007 Playoffs:** Was defeated by Burlington 2-1 in the first round of the Midwest League Playoffs

**2010 Playoffs:** Defeated Quad Cities 2-1 in the first round of the playoffs; defeated by Clinton 2-1 in the championship series

## JIMMY ESCALANTE

### Pitching Coach

Jimmy Escalante begins his first season as Burlington pitching coach after previously holding the same position for two years apiece with Kane County (2009-10) and the Arizona A's (2007-08).

Escalante, who was selected by Baltimore in the 1996 draft, spent three years in the Orioles farm system (1997-99) and the 2000 campaign in the Angels chain after being acquired in the Rule 5 minor league draft in 1999. In addition, he pitched two years in the independent leagues, spending the 2002 season with the Sonoma County Crushers and 2005 with the Fargo-Moorhead RedHawks.

Escalante resides in Woodside, Calif. with his wife, Michele, during the offseason.



## HAAS PRATT

### Hitting Coach

Haas Pratt enters his first season as hitting coach at Burlington after spending the last three years in the same capacity with Kane County.

Pratt spent four years as an infielder in the A's minor league system, playing with Rookie League Arizona (2004), Single-A Vancouver (2005), Single-A Stockton and Triple-A Sacramento (2006) and Single-A Kane County (2007). He was selected in the 30th round of the June 2004 draft out of Arkansas.

Pratt resides in Arvada, Co. with his wife, Kera.



## 2010 KANE COUNTY SEASON SUMMARY

**League:** Midwest League (16 teams).

**Team Record:** Finished 32-37 (6th/-11.5) in the first half...39-30 (2nd/-4.0) in the second half...71-67 (6th/-12.0) overall in the Western Division.

**Playoffs:** Defeated Quad Cities 2-1 in the first round of the playoffs...were eliminated by Clinton 2-1 in the West Division Championship Series...Rashun Dixon hit .409 (9 for 22) with four runs, two doubles, two home runs, eight RBI a .458 on-base percentage and slugged .773 in six playoff games... Myrio Richard was 6 for 16 (.375) with two doubles, two RBI, three walks and a .974 OPS in five games...Michael Choice batted .333 (4 for 12) with three runs, two home runs, four RBI and a .833 slugging percentage...Aaron Larsen did not allow a run in two postseason appearances (1.2 ip)...Murphy Smith had a 2.25 ERA in two starts (12.0 ip, 9 h, 4 r, 3 er, 3 bb, 12 so).

**Individual Honors:** Connor Hoehn and Max Stassi were named ML Mid-Season All-Stars...Ian Krol was named a Mid-Season and Post-Season All-Star.

**Team League Rankings:** Led the league in walks (612) and were third in on-base percentage (.347)...were tied for second in WHIP (1.29), were fourth in strikeouts recorded (1,161) and fifth in ERA (3.89).

**Individual League Rankings:** Conner Crumbliss finished first in walks (126) and runs scored (95) and was second in on-base percentage (.421)...Krol ranked first in ERA (2.65) and WHIP (0.99) and was fourth in opponents batting average (.223)...Dan Straily was second in strikeouts (149), tied for second in games started (28) and tied for fourth in innings pitched (148.0).

## 2010 KANE COUNTY FINAL STATISTICS

BATTERS	AVG	G	AB	R	H	2B	3B	HR	RBI	SH	SF	HP	BB	IBB	SO	SB	CS	DP	SLG	OBP	E
Affinito, Chris	.167	32	108	11	18	4	0	3	14	1	2	1	12	0	51	0	0	1	287	.252	5
Aliotti, Anthony	.278	133	478	75	133	29	2	5	77	3	7	7	92	1	132	14	4	9	379	.397	11
Christian, Jason	.277	58	213	31	59	13	2	4	32	1	3	1	17	3	56	11	2	2	413	.329	8
Crisotomo, Jose	.260	49	173	23	45	4	2	0	25	9	0	0	10	0	17	6	2	2	306	.301	2
Crumbliss, Conner	.271	134	491	95	133	30	2	5	56	5	6	6	126	0	92	24	8	6	371	.421	11
Dixon, Rashun	.275	119	444	69	122	18	3	8	54	0	2	11	58	0	135	9	7	6	383	.371	4
Gil, Leonardo	.252	117	437	63	110	26	6	13	72	2	10	6	26	0	107	4	2	14	428	.296	17
Gilmartin, Michael	.245	119	421	41	103	30	4	5	53	7	4	7	46	0	118	15	5	8	371	.326	26
Hernandez, Franklin	.193	33	109	9	21	5	0	1	13	1	0	1	5	0	26	1	1	4	266	.235	6
House, Tyreace	.245	121	424	83	104	10	3	1	32	7	4	12	96	0	88	37	13	9	290	.396	8
LeVier, Mitch	.313	25	96	17	30	6	1	3	21	0	0	0	9	0	23	1	0	0	490	.371	3
Leyja, Nino	.224	37	125	13	28	2	0	0	11	2	0	0	8	0	38	4	2	3	240	.271	2
Napoleon, Dusty	.400	2	5	0	2	1	0	0	0	0	0	0	4	0	2	0	0	1	600	.667	0
Nunez, Juan	.171	44	152	12	26	4	0	1	16	2	1	1	6	0	51	0	1	1	217	.206	10
Richard, Myrio	.281	98	359	48	101	27	2	2	34	2	1	6	38	0	58	11	7	7	384	.359	6
Stassi, Max	.229	110	411	54	94	21	1	13	51	1	3	5	45	1	141	3	3	12	380	.310	14
Walton, Kent	.270	52	204	25	55	18	2	2	32	0	3	6	14	0	49	4	2	6	407	.330	2
<b>Team Total</b>	<b>.255</b>	<b>138</b>	<b>4650</b>	<b>669</b>	<b>1184</b>	<b>248</b>	<b>30</b>	<b>66</b>	<b>593</b>	<b>43</b>	<b>46</b>	<b>70</b>	<b>612</b>	<b>5</b>	<b>1184</b>	<b>144</b>	<b>61</b>	<b>91</b>	<b>.363</b>	<b>.347</b>	<b>167</b>

PITCHERS	W	L	ERA	G	GS	CG	SHO	SV	SVO	IP	H	R	ER	HR	HB	BB	IBB	SO	WP	BK	AVG
Christensen, Kyle	0	2	6.92	5	2	0	0	0	0	13.0	13	10	10	0	3	6	0	4	1	1	0.265
Doolittle, Ryan	0	0	4.07	18	0	0	0	2	4	24.1	34	11	11	3	2	1	1	19	1	0	.330
Garcia, Hector	0	1	4.34	12	0	0	0	0	1	18.2	17	13	9	1	2	15	0	18	6	1	.233
Gil, Leonardo	0	1	13.50	1	0	0	0	0	0	0.2	0	1	1	0	0	4	0	1	0	0	.000
Gilliam, Robert	7	6	3.89	24	18	0	0	0	0	111.0	105	53	48	7	7	35	0	101	10	2	.253
Guzman, Jose	4	2	3.40	45	0	0	0	18	20	50.1	46	23	19	3	2	15	0	49	6	1	.241
Hoehn, Connor	7	4	3.80	44	0	0	0	1	3	87.2	69	40	37	6	7	39	1	101	9	0	.216
Huttenlocker, Anthony	1	2	3.02	28	0	0	0	1	1	44.2	39	15	15	1	1	13	0	46	1	1	.238
Joseph, Jonathan	2	5	3.33	14	9	0	0	0	0	54.0	49	27	20	2	4	26	1	55	10	2	.241
Krol, Ian	9	4	2.65	24	23	0	0	0	0	118.2	98	42	35	5	7	19	1	91	2	3	.223
Lansford, Josh	1	2	4.11	40	0	0	0	1	3	50.1	53	29	23	5	3	16	0	58	5	2	.268
Larsen, Aaron	0	1	7.94	2	2	0	0	0	0	5.2	10	10	5	3	0	3	0	5	0	0	.357
Macias, Jose	0	1	6.43	2	2	0	0	0	0	7.0	10	5	5	0	0	3	0	4	0	0	.345
Marks, Justin	3	12	4.92	20	20	0	0	0	0	109.2	109	66	60	11	9	41	0	119	7	0	.261
Mederos, Chris	7	5	3.01	15	13	0	0	0	0	71.2	60	32	24	4	2	22	0	57	5	0	.224
Nunez, Juan	0	0	0.00	1	0	0	0	0	0	0.1	0	0	0	0	0	1	0	0	0	0	.000
Peterson, Max	4	5	3.76	34	0	0	0	2	5	52.2	40	23	22	4	2	30	1	70	9	0	.214
Pina, Jose	2	1	3.74	13	0	0	0	1	1	21.2	27	15	9	3	3	6	0	29	2	0	.307
Quigley, Ryan	0	0	6.62	11	0	0	0	0	2	17.2	22	16	13	3	0	10	0	17	6	1	.310
Ramirez, Anivioris	0	1	5.89	6	2	0	0	1	1	18.1	23	14	12	1	0	7	0	10	0	1	.315
Schultz, Bo	6	1	2.87	41	0	0	0	0	1	75.1	57	31	24	2	10	34	3	65	3	2	.208
Smalley, Kenny	0	2	5.88	13	3	0	0	0	0	26.0	27	17	17	3	0	15	0	23	0	0	.273
Smith, Murphy	8	2	3.64	17	16	0	0	0	0	96.1	91	50	39	1	8	25	1	70	1	2	.251
Straily, Daniel	10	7	4.32	28	28	0	0	0	0	148.0	138	75	71	13	7	61	3	149	10	1	.254
<b>Team Total</b>	<b>71</b>	<b>67</b>	<b>3.89</b>	<b>138</b>	<b>138</b>	<b>0</b>	<b>6</b>	<b>27</b>	<b>42</b>	<b>1223.2</b>	<b>1137</b>	<b>618</b>	<b>529</b>	<b>81</b>	<b>79</b>	<b>447</b>	<b>12</b>	<b>1161</b>	<b>94</b>	<b>19</b>	<b>.247</b>

## 2011 BURLINGTON BEES SCHEDULE

### APRIL

7-10 ..... at Clinton  
 11-14 ..... Peoria  
 15-17 ..... at Quad Cities  
 18-20 ..... at Kane County  
 21-23 ..... Wisconsin  
 24 ..... Off Day  
 25-27 ..... at Beloit  
 28-30 ..... Kane County

### MAY

1-3 ..... Peoria  
 4-6 ..... at Cedar Rapids  
 7-9 ..... at Clinton  
 10-12 ..... at Peoria  
 13-15 ..... Cedar Rapids  
 16 ..... Off Day  
 17-19 ..... Clinton

20-23 ..... at Wisconsin  
 24-26 ..... at Beloit  
 27-30 ..... Quad Cities  
 31 ..... at Great Lakes

### JUNE

1-2 ..... at Great Lakes  
 3-5 ..... at Lansing  
 6 ..... Off Day  
 7-9 ..... South Bend  
 10-12 ..... West Michigan  
 13 ..... Off Day  
 14-16 ..... Kane County  
 17-19 ..... Beloit  
 20 ..... Off Day  
 21 ..... All Star Break  
 22 ..... Off Day  
 23 ..... Off Day  
 24-26 ..... at Clinton

27-29 ..... Kane County  
 30 ..... Peoria

### JULY

1-2 ..... Peoria  
 3-5 ..... at Cedar Rapids  
 6-8 ..... Quad Cities  
 9-11 ..... at Kane County  
 12 ..... Off Day  
 13-15 ..... Fort Wayne  
 16-18 ..... Lake County  
 19 ..... Off Day  
 20-22 ..... Bowling Green  
 23-25 ..... at Dayton  
 26 ..... Off Day  
 27-29 ..... Beloit  
 30-31 ..... at Wisconsin

### AUGUST

1 ..... at Wisconsin  
 2-5 ..... at Peoria  
 6-9 ..... Clinton  
 10-12 ..... at Quad Cities  
 13-15 ..... at Beloit  
 16 ..... Off Day  
 17-19 ..... Cedar Rapids  
 20-23 ..... Wisconsin  
 24-26 ..... at Beloit  
 27-30 ..... at Quad Cities  
 31 ..... Wisconsin

### SEPTEMBER

1-2 ..... Wisconsin  
 3-5 ..... Cedar Rapids

## VERMONT LAKE MONSTERS

### RICK MAGNANTE

#### Manager

Rick Magnante enters his first season as manager at Vermont after spending the past five seasons at the helm with Vancouver. He has managed in the minor leagues for a total of eight years, and also managed the South African national team in the inaugural World Baseball Classic in 2006.



In addition, Magnante has also served as an area scout for the A's since 1996.

He is credited with signing Barry Zito and Bobby Crosby, among other players. He was the recipient of the Southern California Scouts Association Scout of the Year Award and the A's Dick Bogard Memorial Award in 2001 and 2003, respectively.

Magnante, who began his career in professional baseball with the Cleveland Indians in 1969, has also held managerial positions in the Detroit Tigers minor league system (1987-89) as well as with the Novara Serie A team of the Italian Professional League (1990).

Magnante resides in Van Nuys, Calif. He has two sons, Bobby and Daniel.

#### MANAGERIAL RECORD

Year	Team	League	Record	Finish
1987	Bristol (Rookie)	Appalachian League	20-49	8th
1988	Bristol (Rookie)	Appalachian League	46-27	2nd
1989	Niagara Falls Rapids (Short A)	New York-Penn League	43-33	5th
2006	Vancouver (Short A)	Northwest League	39-37	3rd
2007	Vancouver (Short A)	Northwest League	37-38	2nd
2008	Vancouver (Short A)	Northwest League	34-42	3rd
2009	Vancouver (Short A)	Northwest League	36-40	3rd
2010	Vancouver (Short A)	Northwest League	42-34	2nd
<b>Totals</b>			<b>297-300</b>	

**1988 Playoffs:** Defeated by Kingsport in championship game

**2010 Playoffs:** Defeated by Everett in the semifinals

# JOHN WASDIN

## Pitching Coach

John Wasdin begins his first season as pitching coach at Vermont, his first career coaching assignment.

Wasdin, a former A's first round draft choice (25th pick overall) in the 1993 draft, played 12 seasons in the Major Leagues with Oakland (1995-96), Boston (1997-2000), Colorado (2000-01), Baltimore (2001), Toronto (2003), Texas (2004-06) and Pittsburgh (2007). His best season came in 1999, when he went 8-3 with a 4.12 ERA in 45 games for the Red Sox. Wasdin also spent the 2008 season in the minor leagues, and pitched in Japan in both 2002 and 2009.




# CASEY MYERS

## Hitting Coach

Casey Myers enters his first season as hitting coach with Vermont after serving in the same role in Vancouver the past two years. He began his coaching career as a player-coach with Midland in 2008. Selected by the A's in the ninth round of the 2001 June draft, he compiled a .291 career batting average over eight seasons in the A's minor league system.

Myers makes his offseason home in Phoenix, Ariz.



## 2010 VANCOUVER SEASON SUMMARY

**League:** Northwest League (8 teams).

**Team Record:** Finished 17-21 (4<sup>th</sup>/-10.0) in the first half...25-13 (1<sup>st</sup>/-) in the second half...42-34 (2<sup>nd</sup>/-7.0) overall in the Western Division.

**Playoffs:** Were defeated by Everett 2-0 in the semifinals...Ryan Pineda batted .500 (4 for 8) with three runs, two doubles, a home run, two RBI, two walks and a 1.725 OPS in two playoff games...Jeff Bercome was 3 for 8 (.375) with a walk...Michael Choice hit .333 (3 for 9) with a walk...Jacob Brown pitched three scoreless innings in relief (2 h, 0 bb, 3 so).

**Individual Honors:** A.J. Griffin was named a NL Post-Season All-Star...A.J. Kirby-Jones was also named a Post-Season All-Star and was Player of the Week for the periods ending Aug. 2 and Sept. 6...Matt Thomson was named the Pitcher of the Week for the periods ending July 19, Aug. 9 and Aug. 30.

**Team League Rankings:** Were fourth in walks (273) and on-base percentage (.330) and were fifth in RBI (285)...were second in ERA (3.27) and saves (24), tied for third in shutouts (4) and fourth in wins (42) and WHIP (1.31).

**Individual League Rankings:** Griffin was first in saves (15) and tied for third in games finished (18)...Kirby-Jones finished first in walks (61), second in on-base percentage (.417) and was tied for second in home runs (14)...Nathan Long finished first in innings pitched (87.0), tied for first in wins (8) and eighth in ERA (3.10).

## OAKLAND'S 20-GAME WINNING STREAK

During the 2002 season, the Oakland Athletics set an American League record by winning 20 consecutive games from August 13 to September 4. It was the third longest winning streak in the Major Leagues since 1900 and was the longest in 67 years. The streak broke the previous American League record of 19 set by the 1906 Chicago White Sox (Aug. 2 to 23) and matched by the 1947 New York Yankees (June 29 to July 17). The streak also bettered the previous Athletics franchise record of 17 set in 1931 (May 5 to 25) as well as the previous Oakland record of 14 set in 1988 (April 23 to May 9). The A's outscored the opposition 141-65 during the streak and trailed in just 10 of the 180 innings. Here's a game-by-game look at Oakland's American League record 20-game winning streak.

Date	Opponent	Score	Date	Opponent	Score
Aug. 13	Toronto	5-4	Aug. 24	at Detroit	12-3
Aug. 14	Toronto	4-2	Aug. 25	at Detroit	10-7
Aug. 16	Chicago	1-0	Aug. 26	at Kansas City	6-3
Aug. 17	Chicago	9-2	Aug. 27	at Kansas City	6-4
Aug. 18	Chicago	7-4	Aug. 28	at Kansas City	7-1
Aug. 19	at Cleveland	8-1	Aug. 30	Minnesota	4-2
Aug. 20	at Cleveland	6-3	Aug. 31	Minnesota	6-3
Aug. 21	at Cleveland	6-0	Sept. 1	Minnesota	7-5
Aug. 22	at Cleveland	9-3	Sept. 2	Kansas City	7-6
Aug. 23	at Detroit	9-1	Sept. 4	Kansas City	12-11



## 2010 VANCOUVER FINAL STATISTICS

BATTERS	AVG	G	AB	R	H	2B	3B	HR	RBI	SH	SF	HP	BB	IBB	SO	SB	CS	DP	SLG	OBP	E
Affinito, Chris	.320	16	50	5	16	3	0	1	7	0	1	3	15	0	17	0	0	0	.440	.493	1
Bercume, Jeff	.280	65	254	31	71	10	3	0	24	7	3	5	22	0	38	10	4	3	.343	.345	1
Castillo, Gernaldo	.125	18	48	3	6	1	0	0	2	2	0	0	7	0	10	1	0	2	.146	.236	10
Choice, Michael	.284	27	102	20	29	10	2	7	26	0	1	3	15	1	43	6	1	1	.627	.388	2
Crisotomo, Jose	.267	13	45	4	12	0	0	0	4	1	0	0	1	1	9	1	2	2	.267	.283	0
Fabiaschi, Michael	.234	31	94	13	22	6	1	0	4	3	0	4	17	0	25	2	2	0	.319	.374	2
Hurley, Zachary	.271	19	59	9	16	4	1	0	5	1	0	2	2	0	12	0	0	3	.373	.295	1
Kirby-Jones, A.J.	.259	75	247	41	64	10	0	14	42	0	3	8	61	3	82	1	1	6	.470	.417	12
Kirkland, Wade	.271	68	280	34	76	18	2	0	27	3	3	2	9	0	59	4	2	7	.350	.296	24
Landaeta, Douglas	.293	71	280	28	82	15	1	2	32	2	3	1	18	2	36	5	9	11	.375	.334	3
LeVier, Mitch	.318	5	22	3	7	2	0	1	3	2	0	0	0	0	8	0	0	0	.545	.318	0
Leyja, Nino	.220	43	141	19	31	3	1	1	7	2	3	2	13	0	35	3	2	1	.277	.289	12
Lipkin, Ryan	.272	52	184	21	50	12	0	1	33	3	1	3	13	0	32	1	1	7	.353	.328	5
Luis, Marcos	.205	15	39	1	8	0	0	0	2	1	0	2	0	0	6	0	0	2	.205	.244	3
Nester, John	.182	22	77	7	14	3	0	0	7	3	1	0	8	1	26	0	1	1	.221	.256	1
Petititi, Daniel	.123	26	73	3	9	1	1	0	6	4	1	2	6	0	26	0	0	2	.164	.207	2
Pineda, Ryan	.221	26	95	16	21	9	0	0	8	1	1	0	17	0	20	1	0	0	.316	.336	2
Thompson, Tony	.246	62	236	30	58	11	0	3	21	0	0	3	23	0	43	1	1	7	.331	.321	21
Tripp, Jordan	.125	18	56	9	7	1	0	0	2	2	0	2	7	0	21	0	2	1	.143	.246	1
Wells, Jeremy	.231	6	13	1	3	0	0	0	1	0	0	1	3	0	4	1	0	1	.231	.412	0
Whitaker, John	.232	43	142	19	33	5	0	4	22	3	3	1	16	0	40	6	2	3	.352	.309	1
<b>Team Total</b>	<b>.250</b>	<b>76</b>	<b>2537</b>	<b>317</b>	<b>635</b>	<b>124</b>	<b>12</b>	<b>34</b>	<b>285</b>	<b>40</b>	<b>24</b>	<b>42</b>	<b>273</b>	<b>8</b>	<b>592</b>	<b>43</b>	<b>30</b>	<b>60</b>	<b>.349</b>	<b>.330</b>	<b>117</b>

PITCHERS	W	L	ERA	G	GS	CG	SHO	SV	SVO	IP	H	R	ER	HR	HB	BB	IBB	SO	WP	BK	AVG
Bowman, Josh	0	2	3.74	14	0	0	0	0	0	21.2	29	16	9	2	2	5	1	23	2	0	.302
Brown, Jacob	2	3	1.82	19	0	0	0	0	3	29.2	24	9	6	0	0	5	0	31	2	0	.218
Chitwood, Logan	1	1	4.66	9	0	0	1	2	9.2	12	5	5	1	1	4	0	6	1	0	0	.308
Christensen, Kyle	0	2	4.32	13	9	0	0	0	0	41.2	39	21	20	3	1	19	0	23	2	0	.250
Doolittle, Ryan	2	0	0.00	6	0	0	0	0	0	16.0	7	3	0	0	0	1	0	18	0	0	.127
Fabiaschi, Michael	0	0	0.00	1	0	0	0	0	0	0.1	0	0	0	0	0	0	0	0	0	0	.000
Frankoff, Seth	3	2	3.30	7	7	0	0	0	0	30.0	31	13	11	0	1	13	0	31	0	1	.263
Griffin, A.J.	1	1	2.95	20	0	0	0	15	16	21.1	14	9	7	0	3	7	1	27	2	0	.184
Hart, Mike	1	1	1.06	13	0	0	0	6	8	17.0	21	4	2	0	0	5	0	27	2	0	.304
Hassebrock, Blake	0	1	5.12	14	0	0	0	0	1	19.1	25	11	11	0	4	8	1	18	3	0	.329
Jimenez, Deyvi	4	4	3.54	12	12	0	0	0	0	61.0	61	28	24	5	2	13	1	48	4	1	.264
Joseph, Jonathan	1	1	2.68	8	8	0	0	0	0	40.1	37	17	12	0	5	14	0	35	3	1	.240
Long, Nathan	8	2	3.10	15	15	0	0	0	0	87.0	95	34	30	4	2	19	2	47	3	1	.284
McDaniel, Dan	1	1	3.64	20	1	0	0	0	1	29.2	22	20	12	1	5	16	0	32	2	0	.208
Quigley, Ryan	3	3	7.39	20	1	0	0	0	1	35.1	56	32	29	1	2	20	1	25	3	0	.361
Ramirez, Anivoris	2	6	3.41	14	14	0	0	0	0	63.1	63	31	24	6	3	17	0	55	3	5	.255
Tenholder, Daniel	4	0	1.86	24	0	0	0	2	5	38.2	26	12	8	0	2	11	3	38	0	0	.188
Thomson, Matthew	3	2	2.15	12	9	0	0	0	0	46.0	35	13	11	0	2	8	0	61	2	1	.202
Thornton, Zachary	2	2	4.39	15	0	0	0	0	1	26.2	33	21	13	2	1	8	1	29	1	0	.314
Tyson, Drew	0	0	1.00	6	0	0	0	0	0	9.0	10	1	1	0	1	4	0	8	1	0	.294
Vidal, Pedro	4	0	2.92	24	0	0	0	0	0	37.0	46	16	12	0	0	10	0	31	3	0	.303
<b>Team Total</b>	<b>42</b>	<b>34</b>	<b>3.27</b>	<b>76</b>	<b>76</b>	<b>0</b>	<b>3</b>	<b>24</b>	<b>38</b>	<b>680.2</b>	<b>686</b>	<b>316</b>	<b>247</b>	<b>25</b>	<b>37</b>	<b>207</b>	<b>11</b>	<b>613</b>	<b>39</b>	<b>10</b>	<b>.261</b>

## 2011 VERMONT SCHEDULE

### JUNE

17-19 ..... at Tri City  
 20-22 ..... Lowell  
 23-25 ..... Connecticut  
 26-28 ..... at Lowell  
 29-30 ..... at Connecticut

### JULY

1 ..... at Connecticut  
 2-3 ..... Tri City  
 4-5 ..... at Tri City

6-8 ..... at Brooklyn  
 9-11 ..... Staten Island  
 12 ..... Off Day  
 13-15 ..... at Aberdeen  
 16-18 ..... Aberdeen  
 19-20 ..... at Lowell  
 21-22 ..... Lowell  
 23-25 ..... Jamestown  
 26 ..... Off Day  
 27-29 ..... at Williamsport  
 30-31 ..... Brooklyn

### AUGUST

1 ..... Brooklyn  
 2-4 ..... State College  
 5-6 ..... at Tri City  
 7-8 ..... Tri City  
 9-11 ..... at Auburn  
 12-14 ..... at Batavia  
 15 ..... Off Day  
 16 . . . All Star Game at Lowell  
 17-19 ..... Mahoning Valley  
 20-21 ..... Hudson Valley

23-25 ..... at Hudson Valley  
 26-27 ..... at Connecticut  
 28-29 ..... Connecticut  
 30-31 ..... at Staten Island

### SEPTEMBER

1 ..... at Staten Island  
 2-4 ..... Tri City

# ARIZONA A'S

## MARCUS JENSEN

### Manager

Marcus Jensen begins his third season as manager of the Arizona A's after spending two years as the hitting coach.

Jensen, a former catcher, was drafted by San Francisco in the 33rd round of the 1990 June draft. He spent the first six years of his career playing at various levels in the Giants minor league system before making his Major League debut on April 14, 1996. He compiled a .184 batting average while playing in 145 career games with San Francisco (1996-1997), Detroit (1997), Milwaukee (1998; 2002), St. Louis (1999), Minnesota (2000), Boston (2001) and Texas (2001). He spent the 2003 season with the Yankee's Triple-A affiliate before closing out his career playing for various independent league teams from 2004-2006. In addition, Jensen was a member of the 2000 U.S. Olympic team that defeated Cuba for the gold medal.

Jensen makes his off-season home in Scottsdale, Ariz. with his son, Marcus.



### MANAGERIAL RECORD

Year	Team	League	Record	Finish
2009	Arizona (Rookie)	Arizona League	22-34	5th
2010	Arizona (Rookie)	Arizona League	30-26	2nd
<b>Totals</b>			<b>52-60</b>	

## ARIEL PRIETO

### Pitching Coach

Ariel Prieto enters his third season as pitching coach of the Arizona A's.

A former A's first round draft selection (5th pick overall) in the June 1995 draft, Prieto spent five seasons with Oakland (1995-2000) and one campaign with Tampa Bay (2001). He was the A's Opening Night starter in 1997, recording a career-high 22 starts and team-best six wins that season. The right-handed pitcher spent stints on the disabled list each season before undergoing multiple surgeries in 1998 and missing all of the 1999 season due to injury. He compiled a 15-24 record and 4.85 ERA in 70 career appearances, 60 starts. From 2003-05, Prieto played in the minor leagues. He was with a winter league team in Mexico in 2006.

Prieto is a graduate of Fajardo University in the Isle of Pines, Cuba. He was a member of the Cuban National team from 1990-94, where he set the national team record for strikeouts in one game when he fanned 20 at Nicaragua in 1990.

A native of Havana, Cuba, Prieto makes his offseason home in Miami, Fla. with his wife, Janet, and daughters, Ariel and Melanea.



## JUAN DILONE

### Hitting Coach

Juan Dilone is in his second stint (third season) as hitting coach for the Arizona A's. He also held the position in 2004 before spending four seasons as coordinator of Dominican instruction. He previously served as hitting coach at Visalia (2002) and Vancouver (2003).

Dilone signed a free agent contract with Oakland in 1990 and spent six seasons (1991-94; 96-97) in the A's farm system. A former infielder, Dilone spent his final two seasons at Single-A Modesto, where he batted a career-best .265 with 14 home runs in 1996.

A native of Santo Domingo, Dominican Republic, Dilone makes his offseason home in Higuay, Dominican Republic.



## 2010 ARIZONA A'S SEASON SUMMARY

**League:** Arizona League (12 teams).

**Team Record:** Finished 30-26 (2<sup>nd</sup>/-5.0) overall in the Eastern Division.

**Playoffs:** Did not qualify for the postseason.

**Individual Honors:** Royce Consigli and Omar Duran were both named AL Post-Season All-Stars.

**Team League Rankings:** Finished fifth in doubles (100) and walks (177)... were first in WHIP (1.23), second in ERA (3.49) and third in strikeouts (533).

**Individual League Rankings:** Consigli finished third in hitting (.340) and was tied for fourth in on-base percentage (.406)... Duran finished fourth among relievers in SO/9 IP (12.96)... Argenis Paez was tied for second in wins (6), third in innings pitched (65.2) and seventh in ERA (3.15).

## 2010 ARIZONA A'S FINAL STATISTICS

BATTERS	AVG	G	AB	R	H	2B	3B	HR	RBI	SH	SF	HP	BB	IBB	SO	SB	CS	DP	SLG	OBP	E
Affinto, Chris	.286	9	28	9	8	1	0	3	10	0	0	0	10	0	12	0	0	2	.643	.474	0
Brazoban, Yeudy	.204	28	98	8	20	6	1	2	9	0	1	0	4	1	25	4	0	4	.347	.233	3
Buck, Travis	.188	6	16	3	3	1	0	0	4	0	0	0	5	0	4	0	0	0	.250	.381	0
Cabrera, Yordy	.188	5	16	3	3	1	0	0	0	0	0	0	4	0	5	0	0	0	.250	.350	0
Carter, Yusuf	.333	3	9	1	3	1	0	0	4	0	1	0	1	0	1	0	0	0	.444	.364	0
Chavez, Eric	.333	1	3	0	1	0	0	0	0	0	0	0	0	0	1	0	0	0	.333	.333	
Choice, Michael	.000	3	7	1	0	0	0	0	0	0	0	0	2	0	2	0	0	0	.000	.222	0
Christian, Jason	.167	3	12	2	2	0	0	0	0	0	0	0	2	0	5	2	0	0	.167	.286	1
Clime, Neudy	.278	35	133	22	37	6	2	1	19	2	0	1	9	0	33	9	1	0	.376	.329	14
Consigli, Royce	.340	41	156	25	53	12	4	1	31	0	4	0	20	0	33	4	3	2	.487	.406	3
Galarraga, Joel	.197	19	61	8	12	2	0	0	5	0	1	1	7	0	18	3	0	0	.230	.286	2
Garcia, Elvis	.197	45	132	21	26	3	2	1	9	4	2	3	12	0	28	4	3	3	.273	.275	0
Jackson, Conor	.000	3	7	0	0	0	0	0	1	0	1	0	0	0	2	0	0	0	.000	.000	0
LeVier, Mitch	.200	10	35	6	7	3	1	0	4	0	0	0	3	0	11	0	0	0	.343	.263	0
Lewis, Chad	.231	4	13	5	3	0	0	0	3	0	0	0	3	0	5	0	0	2	.231	.375	3
Lopez, Diomedes	.266	36	109	11	29	11	0	1	12	1	0	4	12	0	39	0	1	2	.394	.360	3
Marte, Miguel	.230	52	204	21	47	9	0	4	27	1	1	6	4	0	73	1	0	6	.333	.265	8
Martinez, Hiram	.188	26	64	6	12	2	0	0	4	1	0	0	8	0	17	1	0	1	.219	.278	14
Pan, Zhi Fang	.331	43	157	31	52	9	4	0	11	1	0	1	13	2	24	3	4	2	.439	.386	16
Peralta, Jensi	.223	32	103	11	23	5	1	0	8	0	0	0	4	0	38	0	1	3	.291	.252	15
Pineda, Ryan	.143	4	14	2	2	0	0	0	0	0	0	1	3	0	6	0	0	1	.143	.333	3
Ramsey, Rashad	.152	25	66	11	10	0	1	0	4	0	1	0	4	0	20	6	0	0	.182	.197	1
Rojas, Kelvin	.216	16	51	5	11	2	0	0	8	1	0	0	6	0	11	1	0	1	.255	.298	0
Santana, Jonatan	.228	45	149	18	34	7	1	0	17	3	1	4	11	0	40	2	0	6	.289	.297	5
Shaw, Anthione	.167	25	48	6	8	1	1	0	4	0	0	0	9	0	21	3	0	0	.229	.298	1
Shipman, Aaron	.118	4	17	2	2	0	0	0	2	0	0	0	0	0	6	3	0	0	.118	.118	0
Soto, Ramon	.275	28	102	13	28	7	1	2	14	3	0	3	7	0	27	1	0	0	.422	.339	2
Thomas, David	.357	3	14	4	5	0	0	1	4	0	0	0	1	0	7	1	0	0	.571	.400	0
Tripp, Jordan	.261	13	46	8	12	3	1	1	7	0	0	2	4	0	16	0	0	0	.435	.346	0
Weeks, Jemile	.306	10	36	9	11	2	1	0	1	0	0	1	7	0	4	5	1	1	.417	.432	1
Whitaker, John	.333	10	39	4	13	6	0	0	4	0	0	0	2	0	7	1	0	0	.487	.366	0
<b>Team Total</b>	<b>.245</b>	<b>56</b>	<b>1945</b>	<b>276</b>	<b>477</b>	<b>100</b>	<b>21</b>	<b>17</b>	<b>226</b>	<b>17</b>	<b>13</b>	<b>27</b>	<b>177</b>	<b>3</b>	<b>541</b>	<b>54</b>	<b>14</b>	<b>36</b>	<b>.344</b>	<b>.315</b>	<b>100</b>

## FRANCHISE MONTHLY BESTS

### Wins

26 July, 1931  
25 July, 1928  
24 August, 2002  
24 July, 1929  
23 August, 1971  
23 May, 1931  
23 July, 1930  
23 August, 1914  
22 five times

### Losses

28 July, 1916  
27 September, 1940  
27 September, 1915  
26 August, 1960  
26 August, 1945  
26 August, 1943  
25 July, 1936  
25 August, 1938  
24 June, 1979  
24 June, 1920

### Highest Winning Pct.

.857 (24-4) August, 2002  
.857 (18-3) April, 1981  
.852 (23-4) May, 1931  
.821 (23-5) August, 1914  
.815 (22-5) May, 1929  
.810 (17-4) Sept., 2001  
.800 (20-5) May, 1910  
.788 (26-7) July, 1931  
.778 (21-6) Sept., 1911  
.778 (21-6) August, 2006

### Lowest Winning Pct.

.067 (2-28) July, 1916  
.077 (1-12) April, 1951  
.103 (3-26) August, 1943  
.130 (3-20) July, 1938  
.136 (3-19) June, 1916  
.143 (4-24) June, 1920  
.156 (5-27) Sept., 1915  
.167 (4-20) August, 1915  
.167 (2-10) April, 1966  
.167 (2-10) April, 1935

PITCHERS	W	L	ERA	G	GS	CG	SHO	SV	SVO	IP	H	R	ER	HR	HB	BB	IBB	SO	WP	BK	AVG
Adames, Joselito	2	4	5.26	15	11	0	0	0	0	53.0	56	37	31	0	3	18	0	59	13	1	.257
Anderson, Brett	0	0	3.00	2	2	0	0	0	0	6.0	11	2	2	0	1	0	0	6	0	0	.458
Avila, Andres	0	2	5.65	12	0	0	0	2	3	14.1	13	12	9	1	2	6	0	16	4	0	.232
Bailey, Andrew	0	0	4.38	7	0	0	0	0	0	12.1	9	11	6	0	3	11	2	11	1	0	.196
Bowman, Josh	0	0	0.00	1	0	0	0	0	0	1.0	0	0	0	0	0	0	0	2	0	0	.000
Chitwood, Logan	0	0	2.84	6	0	0	0	1	1	6.1	3	3	2	0	0	3	0	10	4	0	.136
DiNardo, Lenny	0	0	5.40	2	2	0	0	0	0	3.1	3	2	2	1	0	5	0	2	0	0	.231
Duran, Omar	3	1	2.01	14	2	0	0	0	0	40.1	33	20	9	0	4	17	0	54	10	1	.221
Frankoff, Seth	2	3	2.28	8	4	0	0	0	0	27.2	14	8	7	0	1	14	0	35	6	1	.146
Griffin, A.J.	0	0	0.00	4	0	0	0	0	0	5.0	1	0	0	0	0	0	0	6	0	0	.063
Hassebrock, Blake	0	0	10.80	3	1	0	0	0	0	3.1	6	6	4	0	1	1	0	7	0	1	.353
Hughes, Ryan	2	0	4.73	9	0	0	0	1	1	13.1	13	7	7	0	1	4	0	13	0	0	.265
Jennings, Jason	0	0	1.00	3	3	0	0	0	0	9.0	3	2	1	0	0	3	0	10	0	0	.097
Larsen, Aaron	5	2	2.89	14	4	0	0	0	1	37.1	25	18	12	3	2	10	0	31	6	0	.177
Macias, Jose	3	0	1.29	7	0	0	0	0	0	14.0	9	3	2	1	0	3	1	11	1	0	.188
Mederos, Chris	0	1	13.50	2	1	0	0	0	0	2.2	3	4	4	0	2	0	0	6	2	0	.273
Menna, J.C.	1	2	5.79	13	1	0	0	0	0	23.1	25	24	15	0	5	13	0	15	5	1	.263
Murphy, Sean	3	0	2.57	14	0	0	0	2	3	21.0	15	9	6	0	1	8	1	32	1	0	.190
Mye, Charles	1	4	3.52	16	0	0	0	1	2	23.0	25	12	9	3	0	11	1	23	0	0	.263
Paez, Argenis	6	3	3.15	14	10	0	0	0	0	65.2	69	29	23	3	4	17	0	53	10	0	.268
Skaalen, Chris	0	0	8.68	9	0	0	0	0	0	9.1	20	13	9	0	1	5	0	8	3	0	.417
Thornton, Zachary	0	0	0.00	3	0	0	0	0	0	3.1	2	0	0	0	0	0	0	2	0	0	.182
Tomko, Brett	0	1	6.23	2	2	0	0	0	0	8.2	13	8	6	4	0	0	0	14	1	0	.333
Tyson, Drew	1	0	1.33	13	0	0	0	1	2	27.0	21	4	4	0	1	3	0	41	2	1	.214
Urlaub, Jeff	1	0	2.39	15	0	0	0	2	3	26.1	23	10	7	0	2	3	1	26	2	1	.235
Vail, Tyler	0	2	3.13	13	10	0	0	0	0	31.2	26	14	11	1	6	8	0	29	7	0	.218
Ynoa, Michael	0	1	5.00	3	3	0	0	0	0	9.0	6	5	5	1	1	4	0	11	3	0	.188
<b>Team Total</b>	<b>30</b>	<b>26</b>	<b>3.49</b>	<b>56</b>	<b>56</b>	<b>0</b>	<b>1</b>	<b>10</b>	<b>16</b>	<b>497.1</b>	<b>447</b>	<b>263</b>	<b>193</b>	<b>18</b>	<b>41</b>	<b>167</b>	<b>6</b>	<b>533</b>	<b>81</b>	<b>7</b>	<b>.234</b>

## 2011 ARIZONA SCHEDULE

### JUNE

20 ..... at Angels  
 21 ..... Cubs  
 22 ..... Brewers  
 23 ..... Off Day  
 24 ..... at Indians  
 25 ..... at Royals  
 26 ..... Indians  
 27 ..... Diamondbacks  
 28 ..... Off Day  
 29 ..... at Brewers  
 30 ..... Rangers

### JULY

1 ..... Cubs  
 2 ..... Padres  
 3 ..... Off Day  
 4 ..... at Royals  
 5 ..... Giants

6 ..... Reds  
 7 ..... at Diamondbacks  
 8 ..... Off Day  
 9 ..... at Mariners  
 10 ..... at Rangers  
 11 ..... Angels  
 12 ..... Off Day  
 13 ..... Diamondbacks  
 14 ..... Off Day  
 15 ..... at Angels  
 16 ..... Cubs  
 17 ..... at Giants  
 18 ..... Giants  
 19 ..... Off Day  
 20 ..... at Dodgers  
 21 ..... at Giants  
 22 ..... Mariners  
 23 ..... Angels  
 24 ..... Off Day

25 ..... Dodgers  
 26 ..... at Reds  
 27 ..... at Cubs  
 28 ..... Royals  
 29 ..... Off Day  
 30 ..... at Angels  
 31 ..... Padres

### AUGUST

1 ..... at Brewers  
 2 ..... Brewers  
 3 ..... Off Day  
 4 ..... at Diamondbacks  
 5 ..... Mariners  
 6 ..... Giants  
 7 ..... at Rangers  
 8 ..... Off Day  
 9 ..... at Mariners  
 10 ..... Reds

11 ..... at Indians  
 12 ..... at Diamondbacks  
 13 ..... Off Day  
 14 ..... at Padres  
 15 ..... Rangers  
 16 ..... Giants  
 17 ..... at Cubs  
 18 ..... Off Day  
 19 ..... Indians  
 20 ..... Angels  
 21 ..... at Diamondbacks  
 22 ..... at Dodgers  
 23 ..... Off Day  
 24 ..... at Giants  
 25 ..... at Angels  
 26 ..... Cubs  
 27 ..... Diamondbacks  
 28 ..... Off Day  
 29 ..... at Giants

## DOMINICAN REPUBLIC A'S

### 2010 DOMINICAN A'S SEASON SUMMARY

**League:** Dominican Summer League (34 teams).

**Team Record:** Finished 32-39 (3<sup>rd</sup>/-11.0) overall in the Santo Domingo Northern Division.

**Playoffs:** Did not qualify for the postseason.

**Team League Rankings:** Were tied for fourth in home runs (22) and were seventh in walks (310)... ranked sixth in saves (20).

**Individual League Rankings:** Robinson De Los Santos ranked fourth among starting pitchers in opponents batting average (.162).

## 2010 DOMINICAN A'S FINAL STATISTICS

BATTERS	AVG	G	AB	R	H	2B	3B	HR	RBI	SH	SF	HP	BB	IBB	SO	SB	CS	DP	SLG	OBP	E
Baez, Luis	.282	52	170	24	48	15	1	4	23	3	1	4	8	0	30	10	5	9	.453	.328	6
Blanco, Charli	.211	37	95	13	20	6	1	1	10	3	3	5	8	1	36	5	2	1	.326	.297	0
Contreras, Franklin	.284	25	67	10	19	3	1	2	11	0	0	0	13	0	10	4	1	0	.448	.400	5
De La Rosa, Anderson	.182	61	181	18	33	4	1	2	17	3	3	4	23	0	47	7	7	5	.249	.284	4
De Leon, Abraham	.209	26	67	8	14	4	0	0	7	1	0	3	10	0	12	0	1	2	.269	.338	6
Ledezma, Diego	.164	20	55	4	9	1	0	1	3	1	0	1	1	0	9	0	2	1	.236	.193	0
Marte, Miguel	.270	11	37	7	10	2	0	2	12	0	0	3	5	1	10	1	0	1	.486	.400	0
Martinez, Wilman	.152	33	79	6	12	1	0	0	3	2	0	3	18	0	22	3	3	0	.165	.330	12
Mateo, Reynaldo	.236	56	157	19	37	9	0	1	14	0	3	8	32	1	36	6	1	1	.312	.385	8
Osoño, Luis	.227	55	172	29	39	12	1	1	16	0	3	3	31	0	40	15	4	7	.326	.349	7
Penalo, Rodolfo	.243	46	103	12	25	2	1	0	8	2	0	3	18	1	18	12	8	0	.282	.371	6
Ramirez, Dionisio	.138	14	29	1	4	0	0	0	0	0	0	1	4	0	10	0	1	1	.138	.265	0
Rojas, Kelvin	.273	3	11	1	3	0	0	1	2	1	0	0	1	0	0	0	0	0	.545	.333	0
Rosario, Jose	.241	51	158	16	38	7	0	1	16	2	4	4	20	0	23	5	2	7	.304	.333	4
Santana, Gabriel	.234	45	137	24	32	3	0	0	5	1	2	9	13	0	25	2	5	1	.255	.335	2
Sayegh, Jose	.183	54	142	20	26	8	1	0	11	3	1	5	25	0	51	2	2	3	.254	.324	4
Solano, Wilfredo	.179	45	156	22	28	2	0	0	10	1	1	1	30	0	30	6	2	3	.192	.314	9
Sosa, Alfredo	.192	33	73	8	14	1	0	1	6	4	2	0	11	0	20	4	2	1	.247	.291	0
Soto, Michael	.238	64	210	25	50	8	1	5	36	0	6	3	35	0	63	2	4	3	.357	.346	9
Zarraga, Jonesy	.233	10	30	6	7	0	1	0	2	1	0	2	4	0	7	3	0	0	.300	.361	0
<b>Team Total</b>	<b>.220</b>	<b>71</b>	<b>2129</b>	<b>274</b>	<b>468</b>	<b>88</b>	<b>9</b>	<b>22</b>	<b>212</b>	<b>28</b>	<b>29</b>	<b>62</b>	<b>310</b>	<b>4</b>	<b>499</b>	<b>87</b>	<b>52</b>	<b>46</b>	<b>.301</b>	<b>.332</b>	<b>101</b>

PITCHERS	W	L	ERA	G	GS	CG	SHO	SV	SVO	IP	H	R	ER	HR	HB	BB	IBB	SO	WP	BK	AVG
Almonte, Edward	3	4	3.00	18	6	0	0	0	0	60.0	46	25	20	1	10	22	0	32	6	3	2.27
Astacio, Andres	1	2	3.69	10	6	0	0	0	0	39.0	39	19	16	0	5	6	0	28	2	0	.262
Azor, Jose	0	1	0.95	6	4	0	0	1	1	19.0	20	6	2	0	2	5	0	12	1	1	.274
Bautista, William	1	3	7.64	17	1	0	0	1	3	35.1	50	32	30	2	1	21	0	15	5	0	.340
Benzant, Leonel	1	2	7.11	7	3	0	0	0	0	19.0	17	17	15	1	3	24	0	11	4	0	.250
Castillo, Jose	2	2	4.28	9	6	0	0	0	1	27.1	20	20	13	1	5	25	0	27	9	1	.208
Cruzado, Fernando	1	5	5.98	17	6	0	0	2	3	43.2	42	34	29	3	7	25	0	30	6	0	.256
De Leon, Abraham	0	0	40.50	1	0	0	0	0	0	0.2	3	3	3	0	0	1	0	0	0	0	.600
De Los Santos, Robinson	4	2	1.73	14	12	0	0	0	0	62.1	36	13	12	0	7	22	0	77	6	0	.162
Fortuna, Anderson	1	2	2.82	11	5	0	0	0	0	38.1	29	15	12	0	10	19	0	26	3	2	.209
Jose, Luis	5	2	2.76	19	0	0	0	4	5	42.1	34	17	13	1	3	14	2	44	2	1	.221
Juma, Alexis	1	1	2.25	4	4	0	0	0	0	20.0	14	6	5	0	1	4	0	19	3	0	.206
Merestil, Rene	3	6	9.17	13	9	0	0	0	0	36.1	41	45	37	0	4	33	0	46	12	1	.291
Navas, Carlos	2	2	1.66	13	5	0	0	0	0	43.1	30	9	8	0	6	15	0	30	2	1	.201
Nolasco, Alex	2	0	3.38	12	0	0	0	0	0	18.2	9	9	7	0	2	28	0	15	8	1	.141
Perez, Cristhian	2	2	5.68	18	0	0	0	2	4	31.2	38	25	20	3	3	15	0	29	2	1	.295
Ramirez, Benito	0	0	21.94	5	0	0	0	0	0	5.1	9	13	13	0	3	10	0	2	5	0	.429
Rodriguez, Kevin	0	2	6.75	6	4	0	0	0	0	10.2	10	10	8	2	2	5	0	10	1	0	.263
Rosario, Jose	0	0	0.00	1	0	0	0	0	0	0.2	0	0	0	0	0	1	0	0	0	0	.000
Trinidad, Victor	3	0	2.27	24	0	0	0	10	13	31.2	19	10	8	1	4	19	0	34	2	1	.178
Zapata, Roberto	0	1	13.50	3	0	0	0	0	0	3.1	8	5	5	0	0	3	0	3	2	0	.444
<b>Team Total</b>	<b>32</b>	<b>39</b>	<b>4.22</b>	<b>71</b>	<b>71</b>	<b>0</b>	<b>6</b>	<b>20</b>	<b>30</b>	<b>588.2</b>	<b>514</b>	<b>333</b>	<b>276</b>	<b>15</b>	<b>78</b>	<b>317</b>	<b>2</b>	<b>490</b>	<b>81</b>	<b>13</b>	<b>.238</b>

## ORGANIZATIONAL STANDINGS

Club	First Half			Second Half			Overall			
	W-L	Pos.	GB	W-L	Pos.	GB	W-L	Pos.	GB	Pct.
Sacramento (AAA)	--	--	--	--	--	--	79-65	1st	--	.549
Midland (AA)	35-35	T-3rd	-3.5	35-35	1st	--	70-70	2nd	-2.5	.500
Stockton (A)	31-39	4th	-14.0	43-27	1st	--	74-66	2nd	-2.0	.529
Kane County (A)	32-37	6th	-11.5	39-30	2nd	-4.0	71-67	6th	-12.0	.514
Vancouver (Short-A)	17-21	4th	-10.0	25-13	1st	--	42-34	2nd	-7.0	.553
Arizona (Rookie)	--	--	--	--	--	--	30-26	2nd	-5.0	.536
Dominican (Rookie)	--	--	--	--	--	--	32-39	3rd	-11.0	.451

# ORGANIZATIONAL LEADERS

## ORGANIZATIONAL BATTING LEADERS

BATTING AVERAGE	CLUB(S)	AvG.	G	AB	R	H	HR	RBI
Green, Grant	STO	.318	131	548	107	174	20	87
Cardenas, Adrian	SAC, MID	.304	109	404	66	123	4	53
Baisley, Jeff	SAC, MID	.301	100	376	49	113	10	66
Sogard, Eric	SAC	.300	137	514	82	154	5	65
Horton, Josh	MID, STO	.298	116	450	65	134	5	57
Parker, Stephen	STO	.296	139	524	102	155	21	98
Wimberly, Corey	SAC	.284	135	531	97	151	3	57
Brown, Corey	SAC, MID	.283	131	466	84	132	15	69
Richard, Myrio	KC	.281	98	359	48	101	2	34
Aliotti, Anthony	KC	.278	133	478	75	133	5	77

(Minimum 313 AB)

HITS	CLUB(S)	H	HOME RUNS	CLUB(S)	HR	RBI	CLUB(S)	RBI
Green, Grant	STO	174	Carter, Chris	SAC	31	Parker, Stephen	STO	98
Parker, Stephen	STO	155	Spina, Michael	STO	23	Carter, Chris	SAC	94
Sogard, Eric	SAC	154	McPherson, Dallas	SAC	22	Barfield, Jeremy	STO	92
Wimberly, Corey	SAC	151	Parker, Stephen	STO	21	Spina, Michael	STO	88
Valdez, Alex	MID	138	Green, Grant	STO	20	Green, Grant	STO	87
Barfield, Jeremy	STO	138	Donaldson, Josh	SAC	18	Taylor, Michael	SAC	78
Horton, Josh	MID, STO	134	Barfield, Jeremy	STO	17	Aliotti, Anthony	KC	77
Aliotti, Anthony	KC	133	Brown, Corey	SAC, MID	15	McPherson, Dallas	SAC	75
Crumbliss, Conner	KC	133	Kirby-Jones, A.J.	VAN	14	Valdez, Alex	MID	74
two players tied		132	two players tied		13	Gil, Leonardo	KC	72

RUNS SCORED	CLUB(S)	R	DOUBLES	CLUB(S)	2B	TRIPLES	CLUB(S)	3B
Green, Grant	STO	107	Green, Grant	STO	39	Brown, Corey	SAC, MID	11
Parker, Stephen	STO	102	Parker, Stephen	STO	38	Mitchell, Jermaine	SAC, MID, STO	10
Wimberly, Corey	SAC	97	Baisley, Jeff	SAC, MID	33	Valdez, Alex	MID	8
Crumbliss, Conner	KC	95	Gilbert, Archie	MID	31	Weeks, Jemile	MID, AZ	8
Carter, Chris	SAC	92	Ladendorf, Tyler	SAC, STO	31	Wimberly, Corey	SAC	7
Mitchell, Jermaine	SAC, MID, STO	85	Crumbliss, Conner	KC	30	Sogard, Eric	SAC	6
Brown, Corey	SAC, MID	84	Gilmartin, Michael	KC	30	Taylor, Michael	SAC	6
House, Tyreace	KC	83	Carter, Chris	SAC	29	Green, Grant	STO	6
Sogard, Eric	SAC	82	Valdez, Alex	MID	29	Gil, Leonardo	KC	6
Valdez, Alex	MID	82	Aliotti, Anthony	KC	29	Parker, Stephen	STO	5

WALKS	CLUB(S)	BB	STOLEN BASES	CLUB(S)	SB	EXTRA-BASE HITS	CLUB(S)	XBH
Crumbliss, Conner	KC	126	Wimberly, Corey	SAC	56	Green, Grant	STO	65
House, Tyreace	KC	96	House, Tyreace	KC	37	Parker, Stephen	STO	65
Aliotti, Anthony	KC	92	Gilbert, Archie	MID	28	Carter, Chris	SAC	62
Parker, Stephen	STO	84	Crumbliss, Conner	KC	24	Spina, Michael	STO	51
Sogard, Eric	SAC	75	Mitchell, Jermaine	SAC, MID, STO	24	Valdez, Alex	MID	50
Carter, Chris	SAC	73	Brown, Corey	SAC, MID	22	Mitchell, Jermaine	SAC, MID, STO	45
Mitchell, Jermaine	SAC, MID, STO	71	Ladendorf, Tyler	SAC, STO	20	Brown, Corey	SAC, MID	44
Paramore, Petey	MID, STO	67	Taylor, Michael	SAC	16	Baisley, Jeff	SAC, MID	44
Spina, Michael	STO	64	Gilmartin, Michael	KC	15	Gilbert, Archie	MID	43
Brown, Corey	SAC, MID	63	two players tied		14	McPherson, Dallas	SAC	41

TOTAL BASES	CLUB(S)	TB	SLUGGING PCT.	CLUB(S)	SLG	ON-BASE PCT.	CLUB(S)	OBP
Green, Grant	STO	285	McPherson, Dallas	SAC	.541	Crumbliss, Conner	KC	.421
Parker, Stephen	STO	266	Carter, Chris	SAC	.529	Aliotti, Anthony	KC	.397
Carter, Chris	SAC	246	Green, Grant	STO	.520	House, Tyreace	KC	.396
Spina, Michael	STO	228	Parker, Stephen	STO	.508	Parker, Stephen	STO	.392
Valdez, Alex	MID	222	Baisley, Jeff	SAC, MID	.473	Sogard, Eric	SAC	.391
Brown, Corey	SAC, MID	217	Brown, Corey	SAC, MID	.466	Mitchell, Jermaine	SAC, MID, STO	.387
Barfield, Jeremy	STO	212	Mitchell, Jermaine	SAC, MID, STO	.454	Paramore, Petey	MID, STO	.380
Sogard, Eric	SAC	209	Spina, Michael	STO	.444	Cardenas, Adrian	SAC, MID	.379
Mitchell, Jermaine	SAC, MID, STO	198	Gil, Leonardo	KC	.428	Wimberly, Corey	SAC	.373
Wimberly, Corey	SAC	188	Valdez, Alex	MID	.422	two players tied		.371

## Organizational Leaders, continued

### ORGANIZATIONAL PITCHING LEADERS

EARNED RUN AVERAGE	CLUB(S)	W-L	ERA	IP	H	BB	SO
Krol, Ian	STO, KC	10-4	2.80	138.1	116	28	111
Joseph, Jonathan	VAN, KC	3-6	3.05	94.1	86	40	90
Edell, Ryan	MID	10-4	3.17	125.0	136	20	92
Haviland, Shawn	SAC, STO	9-6	3.69	153.2	162	42	169
Murray, Justin	MID, STO	10-5	3.75	134.1	154	65	90
Middleton, Kyle	SAC	6-8	3.77	102.2	97	48	69
Banwart, Travis	SAC, MID	9-7	3.80	156.1	149	60	130
Gilliam, Robert	KC	7-6	3.89	111.0	105	35	101
Mortensen, Clayton	SAC	13-6	4.25	165.1	161	53	112
Capra, Anthony (Minimum 93 IP)	MID	6-13	4.27	130.2	120	89	118

WINS	CLUB(S)	W	SAVES	CLUB(S)	SV	STRIKEOUTS	CLUB(S)	SO
Mortensen, Clayton	SAC	13	Smyth, Paul	STO	28	Haviland, Shawn	SAC, STO	169
Smith, Murphy	STO, KC	11	Guzman, Jose	KC	18	Straily, Daniel	KC	149
Krol, Ian	STO, KC	10	Griffin, A.J.	VAN, AZ	15	Hornbeck, Ben	MID, STO	138
Edell, Ryan	MID	10	Lansford, Jared	SAC, MID	12	Marks, Justin	STO, KC	136
Murray, Justin	MID, STO	10	Rodriguez, Henry	SAC	11	Banwart, Travis	SAC, MID	130
Straily, Dan	KC	10	Storey, Mickey	SAC, MID	9	Capra, Anthony	MID	118
Haviland, Shawn	SAC, STO	9	Hart, Mike	STO, VAN	7	Mortensen, Clayton	SAC	112
Hernandez, Carlos	MID	9	Souza, Justin	SAC, MID	6	Krol, Ian	STO, KC	111
Hornbeck, Ben	MID, STO	9	Vaughan, Beau	SAC, MID	6	Smith, Murphy	STO, KC	104
Long, Nathan	VAN	8	Benacka, Michael	SAC	5	Godfrey, Graham	SAC, MID	103

INNINGS PITCHED	CLUB(S)	IP	COMPLETE GAMES	CLUB(S)	CG
Mortensen, Clayton	SAC	165.1	DiNardo, Lenny	SAC	1
Banwart, Travis	SAC, MID	156.1	Murray, Justin	MID, STO	1
Haviland, Shawn	SAC, STO	153.2			
Straily, Daniel	KC	148.0			
Smith, Murphy	STO, KC	144.1			
Krol, Ian	STO, KC	138.1			
Murray, Justin	MID, STO	134.1			
Hornbeck, Ben	MID, STO	131.2			
Capra, Anthony	MID	130.2			
Hernandez, Carlos	MID	129.2			

### A'S FIRST ROUND DRAFT PICKS

1965 Rick Monday, OF	1979 Juan Bustabad, INF*	1993 John Wasdin, RHP	2003 Brad Sullivan, RHP
1966 Reggie Jackson, OF	1980 Mike King, LHP	1994 Ben Grieve, OF	Brian Snyder, 3B (11)
1967 Brian Bickerton, LHP	1981 Tim Pyznarski, 3B	1995 Ariel Prieto, RHP	2004 Landon Powell, C (12)
1968 Pete Broberg, RHP*	1982 None (2)	1996 Eric Chavez, SS	Richie Robnett, OF
1969 Dan Stanhouse, RHP/SS	1983 Stan Hilton, RHP	1997 Chris Enochs, RHP	2005 Cliff Pennington, SS
1970 Dan Ford, OF	1984 Mark McGwire, 1B	Eric DuBose, LHP (5)	2006 None (13)
1971 William Daniels, RHP	1985 Walt Weiss, SS	1998 Mark Mulder, LHP	2007 James Simmons, RHP
1972 Chet Lemon, SS	1986 Scott Hemond, C	1999 Barry Zito, LHP	2008 Jemile Weeks, 2B
1973 Randy Scarbery, RHP	1987 Lee Tinsley, OF	2000 None (6)	2009 Grant Green, SS
1974 Jerry Johnson, C*	1988 Stan Royer, 3B	2001 Bobby Crosby, SS	2010 Michael Choice, OF
1975 Bruce Robinson, C	1989 None (3)	Jeremy Bonderman, RHP (7)	
1976 Mike Sullivan, RHP*	1990 Todd Van Poppel, RHP (4)	2002 Nick Swisher, OF (8)	
1977 Craig Harris, RHP	Don Peters, RHP	Joe Blanton, RHP (9)	
1978 Mike Morgan, RHP	1991 Brent Gates, SS	John McCurdy, SS	
Tim Conroy, LHP (1)	1992 Benji Grigsby, RHP	Ben Fritz, RHP (10)	

\* Did not sign with A's

- (1) Compensation for the loss of free agent Mike Jorgensen
- (2) Choice to Boston as compensation for Joe Rudi
- (3) Choice to Seattle as compensation for Mike Moore
- (4) Compensation for the loss of free agent Dave Parker
- (5) Compensation for the loss of free agent Mike Bordick
- (6) Choice to Anaheim as compensation for Mike Magnante
- (7) Compensation for the loss of free agent Kevin Appier

- (8) Compensation for the loss of free agent Johnny Damon
- (9) Compensation for the loss of free agent Jason Giambi
- (10) Compensation for the loss of free agent Jason Isringhausen
- (11) Compensation for the loss of free agent Ray Durham
- (12) Compensation for the loss of free agent Keith Foulke
- (13) Choice to Washington as compensation for Esteban Loaiza

# 2010 DRAFT PICKS

Rd	Name	Pos	School	Hometown	B/T	Ht	Wt
1	Michael Choice	CF	Texas-Arlington	Arlington, TX	R/R	6-0	215
2	Yordy Cabrera	SS	Lakeland Senior HS	Lakeland, FL	R/R	6-4	200
3	Aaron Shipman	CF	Brooks County HS	Quitman, GA	L/L	6-1	185
4	Chad Lewis	3B	Marina HS	Huntington Beach, CA	R/R	6-3	205
5	Tyler Vail	RHP	Notre Dame HS	Easton, PA	R/R	6-2	190
6	Tony Thompson	3B	Kansas	Reno, NV	R/R	6-4	220
7	Jordan Tripp	CF	Golden West Coll.	La Palma, CA	R/R	6-4	215
8	Blake Hassebrock	RHP	UNC-Greensboro	High Point, NC	R/R	6-5	210
9	A.J. Kirby-Jones	1B	Tennessee Tech	Knoxville, TN	R/R	6-0	210
10	Josh Bowman	RHP	Tampa	St. Petersburg, FL	R/R	6-3	200
11	Wade Kirkland	SS	Florida Southern	Lakeland, FL	R/R	5-11	190
12	Matt Thomson	RHP	San Diego	Santa Rosa, CA	R/R	6-4	200
13	A.J. Griffin	RHP	San Diego	El Cajon, CA	R/R	6-5	220
14	J.C. Menna	RHP	Brookdale CC	Tinton Falls, NJ	R/R	6-4	210
15	Scott Woodward	3B	Coastal Carolina	Markle, IN	R/R	6-2	205
16	Ryan Hughes	LHP	Nebraska	Pleasanton, CA	L/L	6-7	245
17	Drew Tyson	RHP	Reinhardt	Woodstock, GA	R/R	6-4	190
18	Jose Macias	RHP	Franklin Pierce	Bronx, NY	R/R	6-2	180
19	Logan Chitwood	RHP	Texas-Tyler	Kilgore, TX	R/R	6-1	185
20	Rashad Ramsey	RHP	Chattooga HS	Summerville, GA	R/R	6-1	185
21	Michael Anarumo	LHP	Le Moyne College	Lewittown, NY	L/L	6-5	200
22	Michael Strong	LHP	Oklahoma State	Afton, MN	L/L	6-0	175
23	Zachary Thornton	RHP	Oregon	Oak Park, CA	R/R	6-4	210
24	Ryan Lipkin	C	USF	Vacaville, CA	R/R	6-0	195
25	John Whitaker	OF	Kennesaw St.	Grovetown, GA	R/R	6-3	230
26	Jacob Brown	LHP	Georgia Southern	Forest Hill, MD	R/L	6-2	220
27	James Frankoff	RHP	UNC-Wilmington	Raleigh, NC	R/R	6-5	205
28	Ryan Pineda	2B	Cal St. Northridge	Las Vegas, NV	R/R	6-0	185
29	Zachary Hurley	OF	Ohio State	Springboro, OH	L/L	6-0	205
30	Jeff Urlaub	LHP	Grand Canyon	Scottsdale, AZ	L/L	6-1	175
31	Aaron Judge	1B	Linden HS	Linden, CA	R/R	6-7	230
32	Todd McInnis	RHP	Southern Miss.	Brandon, MS	R/R	6-1	170
33	Sean Murphy	RHP	Keystone	Philadelphia, PA	S/R	6-6	215
34	Aaron Larsen	RHP	Bethany	Fallbrook, CA	R/R	6-1	190
35	Andrew Bailey	RHP	Concord Univ.	Christiansburg, VA	R/R	6-5	210
36	Bobby Geren	3B	San Ramon Valley HS	Danville, CA	L/R	6-1	185
37	Daniel Petitti	C	North Georgia Col & St.	Roswell, GA	R/R	6-1	190
38	Michael Fabiaschi	2B	James Madison	Torrington, CT	R/R	5-11	185
39	John Nester	C	Clemson	Greer, SC	R/R	6-1	210
40	Andrew Smith	RHP	Roswell HS	Roswell, GA	R/R	6-2	190
41	Andrew Knapp	C	Granite Bay HS	Granite Bay, CA	S/R	6-1	175
42	Louie Lechich	OF	St. Mary's HS	Stockton, CA	L/L	6-3	185
43	Spencer Haynes	SS	Brandon HS	Valrico, FL	R/R	5-10	160
44	Lonnie Kauppila	SS	Burbank HS	Burbank, CA	R/R	6-1	175
45	Krey Bratsen	CF	Bryan HS	Bryan, TX	R/R	6-1	160
46	Tyler Skulina	RHP	Walsh Jesuit HS	Strongsville, OH	R/R	6-6	250
47	Tony McClendon	OF	Fullerton College	San Dimas, CA	R/R	6-2	195
48	Zach Johnson	3B	Ohlone College	San Ramon, CA	R/R	5-11	200
49	Nicholas Rosso	OF	Lincoln HS	Stockton, CA	L/L	6-1	180
50	Thomas Walz	RHP	Kansas	Omaha, NE	R/R	6-0	175

**Bold indicated players signed**



# ORGANIZATIONAL PLAYERS

## RONY ACEVEDO (LUGO)

RHP

**Born:** San Cristobal, Dominican Republic, September 18, 1988; **Home:** San Cristobal, Dominican Republic

**Bats:** Right; **Throws:** Right; **Height:** 6-2; **Weight:** 165

**Obtained:** Signed as a non-drafted free agent, March 26, 2008

Signed by Juan Carlos De La Cruz.

Year	Club	W	L	ERA	G	GS	CG	SHO	SV	IP	H	R	ER	HR	HB	BB	IBB	SO	WP	BK	
2008	DSL A's-2 (R)	1	2	4.67	14	8	0	0	1	44.1	40	25	23	2	6	27	1	49	11	2	
2009	DSL A's (R)	0	0	4.26	2	1	0	0	0	6.1	7	4	3	0	1	0	0	8	0	0	
	AZL A's (R)	1	1	7.67	19	1	0	0	0	31.2	47	31	27	3	4	14	0	22	7	0	
2010																					

(Injured – Did Not Play)

## JOSELITO ADAMES (RIVAS)

RHP

**Born:** Elias Pina, Dominican Republic, November, 26, 1988; **Home:** Elias Pina, Dominican Republic

**Bats:** Right; **Throws:** Right; **Height:** 6-3; **Weight:** 175

**Obtained:** Signed as a non-drafted free agent, September 4, 2006

Signed by Juan Carlos De La Cruz.

Year	Club	W	L	ERA	G	GS	CG	SHO	SV	IP	H	R	ER	HR	HB	BB	IBB	SO	WP	BK
2007	DSL A's-2 (R)	1	4	5.11	15	12	0	0	0	37.0	42	28	21	3	3	38	0	44	4	0
2008	DSL A's-1 (R)	0	0	0.00	1	1	0	0	0	4.0	2	0	0	0	0	2	0	5	1	0
	AZL A's (R)	0	3	8.31	14	3	0	0	0	30.1	45	39	28	0	0	17	0	20	8	3
2009	Stockton (A)	0	0	4.50	1	0	0	0	0	4.0	2	2	2	0	0	2	0	3	0	0
	Vancouver (A)	5	6	6.47	16	16	0	0	0	72.1	92	57	52	3	9	32	0	40	9	0
2010	AZL A's (R)	2	4	5.26	15	11	0	0	0	53.0	56	37	31	0	3	18	0	59	13	1

## CHRISTOPHER MATHEW AFFINITO

C

**Born:** East Brunswick, New Jersey, February 10, 1987; **Home:** Edison, New Jersey

**Bats:** Right; **Throws:** Right; **Height:** 6-2; **Weight:** 260

**Obtained:** Signed as a non-drafted free agent, June 18, 2009

Graduated from East Brunswick HS...attended Seton Hall University... earned second team All-NJCBA in 2008 and All-Big East and All-NJCBA first team honors in 2009...signed by Marc Sauer...finished ranked seventh in the Arizona League in RBI and tied for seventh in strikeouts in 2009.

Year	Club	AVG.	G	AB	R	H	2B	3B	HR	RBI	SH	SF	HP	BB	SO	SB	CS	SLG	OBP	E
2009	AZL A's (R)	.300	48	180	21	54	11	1	5	36	0	3	3	18	56	0	1	.456	.368	4
2010	Vancouver (A)	.320	16	50	5	16	3	0	1	7	0	1	3	15	17	0	0	.440	.493	1
	Kane County (A)	.167	32	108	11	18	4	0	3	14	1	2	1	12	51	0	0	.287	.252	5
	AZL A's (R)	.286	9	28	9	8	1	0	3	10	0	0	0	10	12	0	0	.643	.474	0

## ANTHONY PETE ALIOTTI

IF

**Born:** February 16, 1987; Boise, Idaho; **Home:** Concord, California

**Bats:** Left; **Throws:** Left; **Height:** 6-1; **Weight:** 214

**Obtained:** Selected in the 15<sup>th</sup> round of the 2009 First-Year Player Draft

Graduated from De La Salle HS (Concord, CA)...attended St. Mary's College...was an honorable mention selection on the All-WCC team for St. Mary's in 2009...signed by Jermaine Clark...ranked 10<sup>th</sup> among all A's minor leaguers in batting average, second in on-base percentage, third in walks, seventh in RBI and tied for eighth in hits and doubles in 2010.

Year	Club	AVG.	G	AB	R	H	2B	3B	HR	RBI	SH	SF	HP	BB	SO	SB	CS	SLG	OBP	E
2009	Vancouver (A)	.239	60	218	19	52	8	0	0	25	2	2	3	36	63	6	1	.275	.351	5
2010	Kane County (A)	.278	133	478	75	133	29	2	5	77	3	7	7	92	132	14	4	.379	.397	11

## ANDRES AVILA (NAVARRO)

RHP

**Born:** Guaymas, Sonora, Mexico, June 20, 1990; **Home:** Guaymas, Sonora, Mexico

**Bats:** Right; **Throws:** Right; **Height:** 6-0; **Weight:** 185

**Obtained:** Signed as a free agent to a minor league contract, April 5, 2010

Signed by Craig Weissman...played for the Caneros de los Mochis of the Mexican Pacific League following the 2010 season.

Year	Club	W	L	ERA	G	GS	CG	SHO	SV	IP	H	R	ER	HR	HB	BB	IBB	SO	WP	BK
2010	AZL A's (R)	0	2	5.65	12	0	0	0	2	14.1	13	12	9	1	2	6	0	16	4	0

### ANDREW BAILEY

RHP

Goes by "Drew"

**Born:** Christiansburg, Virginia, March 30, 1989; **Home:** Christiansburg, Virginia

**Bats:** Right; **Throws:** Right; **Height:** 6-5; **Weight:** 210

**Obtained:** Selected in the 35th round of the 2010 First-Year Player Draft

Graduated from Christiansburg HS (VA)...attended Concord University...signed by Marcus Cayenne.

Year	Club	W	L	ERA	G	GS	CG	SHO	SV	IP	H	R	ER	HR	HB	BB	IBB	SO	WP	BK
2010	AZL A's (R)	0	0	4.38	7	0	0	0	0	12.1	9	11	6	0	3	11	2	11	1	0

### TRAVIS JORDAN BANWART

RHP

**Born:** Wichita, Kansas, February 14, 1986; **Home:** Wichita, Kansas

**Bats:** Right; **Throws:** Right; **Height:** 6-3; **Weight:** 212

**Obtained:** Selected in the 4th round of the 2007 First-Year Player Draft

Graduated from Goddard HS (KS)...attended Wichita State University...signed by Jeremy Scheid...named Texas League pitcher of the week from August 3-10 and named to the TL Mid-season All-Star Team in 2009...tied for sixth among all 2009 A's minor league pitchers with 10 wins and finished sixth in innings pitched...was named to the 2010 TL mid-season All-Star Team...ranked seventh among A's farmhands in ERA, fifth in strikeouts and second in innings pitched in 2010...played for the Phoenix Desert Dogs of the Arizona Fall League following the 2010 season.

Year	Club	W	L	ERA	G	GS	CG	SHO	SV	IP	H	R	ER	HR	HB	BB	IBB	SO	WP	BK
2007	Kane County (A)	2	1	2.60	12	6	0	0	1	45.0	36	21	13	2	0	10	0	41	2	0
2008	Kane County (A)	2	3	2.38	7	7	1	0	0	41.2	39	15	11	0	1	11	0	41	2	0
	Stockton (A)	2	4	4.45	14	14	0	0	0	58.2	63	35	29	7	0	32	0	54	4	0
2009	Sacramento	0	1	10.50	1	1	0	0	0	6.0	11	7	7	0	0	1	0	5	0	0
	Midland (AA)	10	5	4.89	27	27	0	0	0	140.0	165	87	76	13	4	44	1	77	13	0
2010	Midland (AA)	5	5	2.92	14	14	0	0	0	83.1	71	36	27	7	3	31	0	59	4	0
	Sacramento (AAA)	4	2	4.81	15	11	0	0	0	73.0	78	40	39	9	1	29	4	71	3	0

### JEREMY LEE BARFIELD

OF

**Born:** Houston, Texas, July 12, 1988; **Home:** Spring, Texas

**Bats:** Right; **Throws:** Right; **Height:** 6-5; **Weight:** 251

**Obtained:** Selected in the 8th round of the 2008 First-Year Player Draft

Graduated from Klein HS (TX)...attended San Jacinto College...signed by Blake Davis...ranked among Northwest League leaders in RBI (T-5th) and doubles (T-10th) in 2008...named to 2009 Midwest League mid-season All-Star team...ranked among A's farmhands in 2010 in RBI (3<sup>rd</sup>), hits (T-5<sup>th</sup>), total bases (7<sup>th</sup>) and home runs (7<sup>th</sup>).

Year	Club	AVG.	G	AB	R	H	2B	3B	HR	RBI	SH	SF	HP	BB	SO	SB	CS	SLG	OBP	E
2008	Vancouver (A)	.271	69	251	28	68	17	0	3	41	2	1	1	26	42	5	3	.375	.341	5
2009	Kane County (A)	.262	116	404	48	106	23	2	8	52	0	4	4	48	98	1	5	.389	.343	9
2010	Stockton (A)	.272	135	508	72	138	21	1	17	92	1	11	6	52	93	1	1	.417	.340	11

### DONALD EARL BARHAM

LHP

Goes by "Trey"

**Born:** Norfolk, Virginia, November 7, 1985; **Home:** Portsmouth, Virginia

**Bats:** Left; **Throws:** Left; **Height:** 6-0; **Weight:** 238

**Obtained:** Selected in the 25th round of the 2008 First-Year Player Draft

Graduated from Greenbrier Christian Academy (VA)...graduated from Virginia Military Institute...signed by Matt Ranson.

Year	Club	W	L	ERA	G	GS	CG	SHO	SV	IP	H	R	ER	HR	HB	BB	IBB	SO	WP	BK
2008	Vancouver (A)	4	4	3.46	20	7	0	0	0	52.0	51	23	20	1	5	17	0	36	7	0
2009	Kane County (A)	4	1	1.24	28	1	0	0	2	43.2	26	7	6	1	1	11	1	41	1	0
2010	Stockton (A)	3	2	2.77	59	0	0	0	1	68.1	67	30	21	5	3	19	2	56	2	0

### JOE W. BATEMAN

RHP

See biography in 2011 Non-Roster Players section.

PLAYER DEVELOPMENT

## Organizational Players, continued

### MICHAEL JOSEPH BENACKA

RHP

**Born:** Chicago, Illinois, August 2, 1982; **Home:** Algonquin, Illinois

**Bats:** Right; **Throws:** Right; **Height:** 6-1; **Weight:** 221

**Obtained:** Signed as a free agent to a minor league contract, July 23, 2008

Graduated from Marian Central Catholic HS...attended Lindenwood University...named to the 2009 Texas League mid-season All-Star Team...finished ranked 10th in saves among 2010 A's farmhands...played for the Phoenix Desert Dogs of the Arizona Fall League following the 2010 season.

Year	Club	W	L	ERA	G	GS	CG	SHO	SV	IP	H	R	ER	HR	HB	BB	IBB	SO	WP	BK
2008	Stockton (A)	4	2	2.39	15	0	0	0	0	26.1	18	8	7	4	3	11	1	37	4	0
2009	Sacramento (AAA)	0	1	1.98	10	0	0	0	0	13.2	6	3	3	0	3	6	0	18	4	0
	Midland (AA)	3	0	2.74	45	0	0	0	4	65.2	52	21	20	0	2	32	2	72	8	0
2010	Sacramento (AAA)	6	2	4.08	40	0	0	0	5	46.1	30	22	21	5	2	39	3	61	9	0

### JEFFREY MARSHALL BERGUME JR.

OF

**Born:** Worcester, Massachusetts, June 15, 1987; **Home:** Leicester, Massachusetts

**Bats:** Left; **Throws:** Right; **Height:** 5-8; **Weight:** 175

**Obtained:** Signed as a free agent to a minor league contract, May 17, 2010

Signed by Craig Weissmann.

Year	Club	AVG.	G	AB	R	H	2B	3B	HR	RBI	SH	SF	HP	BB	SO	SB	CS	SLG	OBP	E
2010	Vancouver (A)	.280	65	254	31	71	10	3	0	24	7	3	5	22	38	10	4	.343	.345	1

### JOSH C. BOWMAN

RHP

**Born:** St. Petersburg, Florida, Sept. 9, 1988; **Home:** St. Petersburg, Florida

**Bats:** Right; **Throws:** Right; **Height:** 6-3; **Weight:** 210

**Obtained:** Selected in the 10th round of the 2010 First-Year Player Draft

Graduated from Northeast HS (FL)...attended the University of Tampa...named to CoSIDA ESPN The Magazine Academic All-District first team as a sophomore...signed by Trevor Schaffer.

Year	Club	W	L	ERA	G	GS	CG	SHO	SV	IP	H	R	ER	HR	HB	BB	IBB	SO	WP	BK
2010	AZL A's (R)	0	0	0.00	1	0	0	0	0	1.0	0	0	0	0	0	0	0	2	0	0
	Vancouver (A)	0	2	3.74	14	0	0	0	0	21.2	29	16	9	2	2	5	1	23	2	0

### JACOB BROWN

LHP

**Born:** Baltimore, Maryland, Dec. 28, 1986; **Home:** Forest Hill, Missouri

**Bats:** Right; **Throws:** Left; **Height:** 6-2; **Weight:** 210

**Obtained:** Selected in the 26th round of the 2010 First-Year Player Draft

Graduated from North Harford HS (MD)...attended Pitt CC...attended Georgia Southern University...signed by Matt Ranson.

Year	Club	W	L	ERA	G	GS	CG	SHO	SV	IP	H	R	ER	HR	HB	BB	IBB	SO	WP	BK
2010	Vancouver (A)	2	3	1.82	19	0	0	0	0	29.2	24	9	6	0	0	5	0	31	2	0

### FERNANDO J. CABRERA

RHP

See biography in 2011 Non-Roster Players section.

### YORDY BASILLO CABRERA

IF

**Born:** Santo Domingo, Dominican Republic, Sept. 3, 1990; **Home:** Lakeland, Florida

**Bats:** Right; **Throws:** Right; **Height:** 6-4; **Weight:** 200

**Obtained:** Selected in the 2nd round of the 2010 First-Year Player Draft

Graduated from Lakeland SR HS (FL)...signed by Trevor Schaffer...played for the Leones de Ponce of the Puerto Rico Winter League following the 2010 season.

Year	Club	AVG.	G	AB	R	H	2B	3B	HR	RBI	SH	SF	HP	BB	SO	SB	CS	SLG	OBP	E
2010	AZL A's (R)	.188	5	16	3	3	1	0	0	0	0	0	0	4	5	0	0	.250	.350	0

### ANTHONY GUERINO SALVATORE CAPRA

LHP

**Born:** Wheat Ridge, Colorado, April 3, 1987; **Home:** Arvada, Colorado

**Bats:** Left; **Throws:** Left; **Height:** 6-1; **Weight:** 235

**Obtained:** Selected in the 4th round of the 2008 First-Year Player Draft.

Graduated from Arvada West HS (CO)...attended Wichita State University...signed by Yancy Ayres...earned Midwest League pitcher of the week honors from July 6-13, 2009...finished ranked third among all A's minor leaguers in ERA, ranked first in strikeouts and tied for third in innings pitched...ranked among Texas League leaders in games started (T-1<sup>st</sup>), opponents batting average (3<sup>rd</sup>) and strikeouts (3<sup>rd</sup>) in 2010...ranked among A's farmhands in ERA (10<sup>th</sup>), strikeouts (6<sup>th</sup>) and innings pitched (9<sup>th</sup>) in 2010.

Year	Club	W	L	ERA	G	GS	CG	SHO	SV	IP	H	R	ER	HR	HB	BB	IBB	SO	WP	BK
2008	Kane County (A)	4	3	4.22	10	10	0	0	0	49.0	48	25	23	3	2	22	0	39	6	0
2009	Kane County (A)	4	7	3.24	18	18	0	0	0	100.0	70	39	36	9	3	40	0	103	14	0
	Stockton (A)	2	2	3.12	9	9	0	0	0	52.0	42	24	18	6	2	21	0	67	4	1
2010	Midland (AA)	6	13	4.27	28	28	0	0	0	130.2	120	72	62	9	6	89	0	118	15	0

**GARY ANDREW CARIGNAN** **RHP**

Goes by "Andrew"

**Born:** New London, Connecticut, July 23, 1986; **Home:** Norwich, Connecticut

**Bats:** Right; **Throws:** Right; **Height:** 5-11; **Weight:** 233

**Obtained:** Selected in the 5th round of the 2007 First-Year Player Draft

Graduated from Norwich (CT) Free Academy HS...attended University of North Carolina...led the ACC and tied for fourth nationally with 15 saves in 2006...was named All-ACC in 2007 after tying for the NCAA Division I lead with 18 saves...his great-grandfather, Augustine "Lefty" Dugas, played for the Pittsburgh Pirates (1930, 32), Philadelphia Phillies (1933) and Washington Senators (1934)...signed by A's scout Neil Avent...led the A's farm system in saves in 2008, which were tied for 11th in all of minor league baseball...was named to the Texas League All-Star team...also pitched for the Arizona Fall League Champion Phoenix Desert Dogs and led the league with six saves that year.

Year	Club	W	L	ERA	G	GS	CG	SHO	SV	IP	H	R	ER	HR	HB	BB	IBB	SO	WP	BK
2007	Kane County (A)	1	1	2.03	12	0	0	0	4	13.1	6	7	3	0	0	11	1	19	4	0
2008	Stockton (A)	1	1	0.90	9	0	0	0	4	10.0	5	1	1	0	1	5	0	17	1	0
	Midland (AA)	3	3	2.22	46	0	0	0	24	52.2	36	15	13	4	3	39	1	67	4	0
2009	Stockton (A)	0	0	4.50	2	0	0	0	0	2.0	1	1	1	0	0	3	0	2	0	0
2010	Stockton (A)	3	3	6.27	30	0	0	0	0	33.0	28	31	23	2	5	34	0	44	7	0

**MATTHEW REESE CARSON** **OF**

See biography in 2011 Non-Roster Players section.

**YUSUF ALI CARTER** **OF**

**Born:** New York, New York, February 6, 1985; **Home:** Brooklyn, New York

**Bats:** Switch; **Throws:** Right; **Height:** 6-3; **Weight:** 228

**Obtained:** Selected in the Triple-A portion of the Rule 5 Draft, December 11, 2008

Graduated from Canarsie High School (NY)...attended El Paso Community College...originally selected by Chicago Cubs in the 12th round of the 2005 First-Year Player Draft...finished ranked among all 2009 A's minor league players in batting average (3<sup>rd</sup>), slugging percentage (6<sup>th</sup>), home runs (8<sup>th</sup>) and on-base percentage (10<sup>th</sup>).

Year	Club	AVG.	G	AB	R	H	2B	3B	HR	RBI	SH	SF	HP	BB	SO	SB	CS	SLG	OBP	E
2005	Mesa (R)	.263	11	38	6	10	2	0	1	8	0	0	0	1	14	1	0	.395	.275	0
2006	Peoria (A)	.210	78	276	36	58	8	1	12	54	0	4	1	23	88	3	3	.377	.270	9
2007	Peoria (A)	.258	68	252	37	65	9	5	10	41	2	2	0	10	84	11	4	.452	.284	5
	Daytona (A)	.190	58	195	17	37	9	2	6	28	1	1	0	10	64	4	2	.349	.228	7
2008	Daytona (A)	.233	83	279	55	65	18	1	13	40	2	3	2	27	69	16	4	.444	.302	6
2009	Stockton (A)	.318	91	352	61	112	12	4	14	52	0	4	2	31	89	4	2	.494	.373	9
2010	Midland (AA)	.206	41	131	13	27	5	1	1	8	0	1	0	12	37	4	0	.282	.271	4
	AZL A's (R)	.333	3	9	1	3	1	0	0	4	0	1	0	1	1	0	0	.444	.364	0
	Stockton (A)	.278	48	180	32	50	14	0	13	42	0	1	1	12	51	1	0	.572	.325	2

**JEILER CASTILLO** **RHP**

**Born:** Barquisimeto, Venezuela, Oct. 26, 1987; **Home:** Barquisimeto, Venezuela

**Bats:** Right; **Throws:** Right; **Height:** 6-0; **Weight:** 155

**Obtained:** Selected in the 2<sup>nd</sup> round of the Triple-A phase of the 2010 Rule 5 draft from Houston

Was originally signed by Houston as a non-drafted free agent, April 25, 2006...signed by Astros scouts Pablo Torrealba and Orlando Fernandez...pitched for Leones del Caracas for the Venezuelan Winter League following the season.

Year	Club	W	L	ERA	G	GS	CG	SHO	SV	IP	H	R	ER	HR	HB	BB	IBB	SO	WP	BK
2006	VSL Astros (R)	5	2	3.32	16	0	0	0	1	38.0	34	16	14	2	2	13	1	15	4	1
2007	VSL Astros (R)	1	3	2.69	13	11	0	0	1	67.0	69	30	20	3	3	16	1	33	5	1
2008	Greenville (R)	0	3	5.66	13	0	0	0	0	20.2	23	20	13	2	1	21	0	18	5	0
2009	Greenville (R)	1	1	5.61	19	0	0	0	3	33.2	44	26	21	5	1	14	0	34	6	0
2010	Tri-City (A)	0	0	3.18	3	0	0	0	0	5.2	7	3	2	1	0	3	0	6	4	0
	Greenville (R)	3	3	4.21	18	2	0	0	1	36.1	40	19	17	3	0	9	0	21	4	0

## Organizational Players, continued

### LOGAN T. CHITWOOD

RHP

**Born:** Kilgore, Texas, March 28, 1989; **Home:** Kilgore, Texas  
**Bats:** Right; **Throws:** Right; **Height:** 6-1; **Weight:** 185  
**Obtained:** Selected in the 19th round of the 2010 First-Year Player Draft

Graduated from Kilgore HS (TX)...attended Navarro JC...attended University of Tennessee at Tyler...signed by Armann Brown.

Year	Club	W	L	ERA	G	GS	CG	SHO	SV	IP	H	R	ER	HR	HB	BB	IBB	SO	WP	BK
2010	AZL A's (R)	0	0	2.84	6	0	0	0	1	6.1	3	3	2	0	0	3	0	10	4	0
	Vancouver (A)	1	1	4.66	9	0	0	0	1	9.2	12	5	5	1	1	4	0	6	1	0

### MICHAEL B. CHOICE

OF

See biography in 2011 Non-Roster Players section.

### JASON RYAN CHRISTIAN

IF

**Born:** Cincinnati, Ohio, June 16, 1987; **Home:** Loveland, Ohio  
**Bats:** Left; **Throws:** Right; **Height:** 6-3; **Weight:** 187  
**Obtained:** Selected in the 5th round of the 2008 First-Year Player Draft

Graduated from Loveland HS (OH)...attended University of Michigan...signed by Rich Sparks...ranked among Northwest League leaders in on-base percentage (7th) in 2008...named to the 2009 Midwest League mid-season All-Star team...ranked fourth in stolen bases among all A's minor leaguers in 2009.

Year	Club	AVG.	G	AB	R	H	2B	3B	HR	RBI	SH	SF	HP	BB	SO	SB	CS	SLG	OBP	E
2008	Vancouver (A)	.291	62	213	27	62	16	1	4	24	1	1	2	39	65	13	1	.432	.404	18
	Kane County (A)	.320	6	25	3	8	1	0	0	1	0	0	0	0	0	0	0	.360	.320	1
2009	Kane County (A)	.261	86	330	51	86	12	4	7	46	3	3	1	41	69	28	3	.385	.341	13
2010	Stockton (A)	.162	12	37	5	6	0	0	0	2	0	0	0	7	10	1	1	.162	.295	1
	AZL A's (R)	.167	3	12	2	2	0	0	0	0	0	0	0	2	5	2	0	.167	.286	1
	Kane County (A)	.277	58	213	31	59	13	2	4	32	1	3	1	17	56	11	2	.413	.329	8

### CHARLES VINCENT CHULK

RHP

See biography in 2011 Non-Roster Players section.

### NEUDY CLIME (DE JESUS)

IF

**Born:** Santo Domingo, Dominican Republic, February 1, 1989; **Home:** Santo Domingo, Dominican Republic  
**Bats:** Right; **Throws:** Right; **Height:** 5-11; **Weight:** 185  
**Obtained:** Signed as a non-drafted free agent, July 2, 2007

Signed by Juan Carlos De La Cruz.

Year	Club	AVG.	G	AB	R	H	2B	3B	HR	RBI	SH	SF	HP	BB	SO	SB	CS	SLG	OBP	E
2008	DSL A's-2 (R)	.275	48	131	22	36	5	2	1	14	5	0	3	31	14	9	9	.366	.424	12
2009	AZL A's (R)	.244	41	127	18	31	1	1	0	8	3	0	2	13	40	11	2	.268	.324	17
2010	AZL A's (R)	.278	35	133	22	37	6	2	1	19	2	0	1	9	33	9	1	.376	.329	14

### DUSTIN MICHAEL COLEMAN

IF

Goes by "Dusty"

**Born:** Sioux Falls, South Dakota, April 20, 1987; **Home:** Sioux Falls, South Dakota  
**Bats:** Right; **Throws:** Right; **Height:** 6-2; **Weight:** 211  
**Obtained:** Selected in the 28th round of the 2008 First-Year Player Draft

Graduated from O'Gorman HS (SD)...attended Wichita State University...signed by Yancy Ayres...named to the 2009 Midwest League mid-season All-Star team...ranked ninth in stolen bases, tied for third in triples and 10<sup>th</sup> in extra-base hits and runs scored among all A's minor leaguers in 2009.

Year	Club	AVG.	G	AB	R	H	2B	3B	HR	RBI	SH	SF	HP	BB	SO	SB	CS	SLG	OBP	E
2008	AZL A's (R)	.222	7	27	4	6	0	0	1	5	0	0	1	2	10	1	1	.333	.300	2
	Vancouver (A)	.319	19	72	13	23	8	1	0	6	2	0	0	4	26	1	0	.458	.355	3
2009	Kane County (A)	.254	93	346	56	88	22	4	8	42	0	0	8	40	115	18	8	.410	.345	24
	Stockton (A)	.220	26	100	14	22	4	2	1	8	0	0	2	10	39	2	2	.330	.304	4
2010																				(Injured - Did Not Play)

**ROYCE MICHAEL THOMAS CONSIGLI**

**OF**

Goes by "Roy"

**Born:** Welland, Ontario, September 7, 1991; **Home:** Welland, Ontario, Canada

**Bats:** Left; **Throws:** Right; **Height:** 6-2; **Weight:** 208

**Obtained:** Selected in the 30<sup>th</sup> round of the 2009 First-Year Player Draft

Attended Notre Dame College HS...signed by Matt Higginson...was named to the Arizona League post-season All-Star team in 2010...finished third in the AL in batting average and tied for fourth in OBP in 2010.

Year	Club	AVG.	G	AB	R	H	2B	3B	HR	RBI	SH	SF	HP	BB	SO	SB	CS	SLG	OBP	E
2009	AZL A's (R)	.202	26	94	14	19	3	1	0	13	1	0	2	16	20	3	0	.255	.330	5
2010	AZL A's (R)	.340	41	156	25	53	12	4	1	31	0	4	0	20	33	4	3	.487	.406	3

**JOSE CRISOTOMO (DIAZ)**

**OF**

**Born:** San Pedro Macoris, Dominican Republic, April 20, 1989; **Home:** San Pedro Macoris, Dominican Republic

**Bats:** Left; **Throws:** Left; **Height:** 6-1; **Weight:** 176

**Obtained:** Signed as a non-drafted free agent, September 4, 2006

Signed by Amaury Reyes.

Year	Club	AVG.	G	AB	R	H	2B	3B	HR	RBI	SH	SF	HP	BB	SO	SB	CS	SLG	OBP	E
2007	DSL A's-1 (R)	.247	52	166	30	41	7	2	3	31	2	1	2	32	25	13	8	.367	.373	2
2008	DSL A's-1 (R)	.400	3	10	5	4	2	0	0	1	0	0	0	2	2	0	0	.600	.500	0
	AZL A's (R)	.308	28	104	17	32	5	3	0	9	0	1	0	13	24	8	6	.413	.381	3
2009	Vancouver (A)	.297	47	158	23	47	5	0	0	16	2	1	1	15	25	4	4	.329	.360	4
2010	Stockton (A)	.192	9	26	1	5	0	0	0	2	0	0	0	1	4	0	1	.192	.222	0
	Vancouver (A)	.267	13	45	4	12	0	0	0	4	1	0	0	1	9	1	2	.267	.283	0
	Kane County (A)	.260	49	173	23	45	4	2	0	25	9	0	0	10	17	6	4	.306	.301	2

**CONNOR RICHARD CRUMBLISS**

**OF**

**Born:** Arkansas City, Kansas, April 19, 1987; **Home:** Arkansas City, Kansas

**Bats:** Left; **Throws:** Right; **Height:** 5-8; **Weight:** 170

**Obtained:** Selected in the 30<sup>th</sup> round of the 2009 First-Year Player Draft

Graduated from Arkansas City HS...attended Emporia State University...signed by Yancy Ayres...in 2010, lead the Midwest League in walks and runs scored and finished ranked second in on-base percentage...ranked among 2010 A's farmhands in hits (T-8<sup>th</sup>), walks (1<sup>st</sup>), stolen bases (T-4<sup>th</sup>), runs scored (4<sup>th</sup>), doubles (T-6<sup>th</sup>) and OBP (1<sup>st</sup>).

Year	Club	AVG.	G	AB	R	H	2B	3B	HR	RBI	SH	SF	HP	BB	SO	SB	CS	SLG	OBP	E
2009	Vancouver (A)	.293	57	205	40	60	9	4	2	25	2	4	1	0	28	11	2	.405	.425	7
	Kane County (A)	.280	14	50	11	14	4	1	0	3	1	0	3	0	9	2	1	.400	.438	2
2010	Kane County (A)	.271	134	491	95	133	30	2	5	56	5	6	6	126	92	24	8	.371	.421	11

**GARY L. DALEY, JR.**

**RHP**

**Born:** Grass Valley, California, Nov. 1, 1985; **Home:** Grass Valley, California

**Bats:** Right; **Throws:** Right; **Height:** 6-3; **Weight:** 200

**Obtained:** Signed as a free agent to a minor league contract, August 13, 2010

Graduated from Nevada Union HS (Grass Valley, CA)...attended Cal Poly, San Luis Obispo...was originally selected by St. Louis in the 3<sup>rd</sup> round of the June, 2006 First-Year Player Draft...ranked sixth-lowest among qualifying Cardinals minor league pitchers in ERA in 2006...pitched for the Surprise Rafters in the Arizona Fall League following the 2009 season...was released by St. Louis on July 22, 2010.

Year	Club	W	L	ERA	G	GS	CG	SHO	SV	IP	H	R	ER	HR	HB	BB	IBB	SO	WP	BK
2006	State College (A)	5	6	3.28	15	14	0	0	0	74.0	76	37	27	0	3	32	0	64	4	1
2007	Palm Beach (A)	3	3	4.94	12	12	0	0	0	58.1	57	37	32	3	6	44	0	39	3	0
	GCL Cardinals (R)	0	2	15.43	5	4	0	0	0	14.0	18	28	24	0	11	18	0	14	10	0
2008	Palm Beach (A)	0	0	6.75	4	0	0	0	0	2.2	1	2	2	0	5	4	0	1	2	0
	GCL Cardinals (R)	0	5	24.39	17	11	0	0	0	10.1	15	34	28	0	9	32	0	5	19	0
2009	Quad Cities (A)	4	3	6.93	32	10	0	0	0	76.2	89	65	59	7	6	51	0	72	12	0
	Springfield (AA)	0	2	4.76	9	0	0	0	0	11.1	9	6	6	1	1	7	0	7	3	0
2010	Springfield (AA)	3	11	6.70	20	18	0	0	0	88.2	117	81	66	10	18	53	2	62	6	0
	Midland (AA)	0	0	19.29	2	0	0	0	0	2.1	5	5	5	0	0	5	1	1	1	0

Year	Club	AVG.	G	AB	R	H	2B	3B	HR	RBI	SH	SF	HP	BB	SO	SB	CS	SLG	OBP	E
2009	Springfield (AA)	.000	5	1	0	0	0	0	0	0	0	0	0	0	1	0	0	.000	.000	
2010	Springfield (AA)	.273	7	11	2	3	0	0	1	2	0	0	0	1	5	0	0	.545	.333	

PLAYER DEVELOPMENT

## Organizational Players, continued

### ABRAHAM DE LEON (MONSERATE)

C

**Born:** Azua, Dominican Republic, February 20, 1989; **Home:** Azua, Dominican Republic

**Bats:** Right; **Throws:** Right; **Height:** 6-0; **Weight:** 194

**Obtained:** Signed as a non-drafted free agent, October 4, 2006

Signed by Juan Carlos De La Cruz.

Year	Club	AVG.	G	AB	R	H	2B	3B	HR	RBI	SH	SF	HP	BB	SO	SB	CS	SLG	OBP	E
2007	DSL A's-2 (R)	.285	48	158	25	45	8	0	0	16	3	1	7	18	29	10	6	.335	.380	5
2008	DSL A's-1 (R)	.245	56	139	21	34	5	1	0	13	2	1	5	32	18	10	4	.295	.401	10
2009	AZL A's (R)	.140	24	50	6	7	0	0	1	4	1	2	1	5	22	0	0	.200	.224	2
	DSL A's (R)	.222	5	9	1	2	0	0	0	1	0	0	0	1	1	0	0	.222	.300	1
2010	DSL A's (R)	.209	26	67	8	14	4	0	0	7	1	0	3	10	12	0	1	.269	.338	6

Year	Club	W	L	ERA	G	GS	CG	SHO	SV	IP	H	R	ER	HR	HB	BB	IBB	SO	WP	BK
2008	DSL A's-1 (R)	0	0	0.00	1	0	0	0	1	1.0	0	0	0	0	0	1	0	1	1	0
2010	DSL A's (R)	0	0	40.50	1	0	0	0	0	0.2	3	3	3	0	0	1	0	0	0	0

### SCOTT LEE DEAL

RHP

**Born:** Tacoma, Washington, December 11, 1986; **Home:** University Place, Washington

**Bats:** Right; **Throws:** Right; **Height:** 6-3; **Weight:** 211

**Obtained:** Selected in the 5th round of the 2005 First-Year Player Draft

Graduated from Curtis HS (WA) in 2005...signed by Darren Watkins...ranked second in the Northwest League in wins in 2006.

Year	Club	W	L	ERA	G	GS	CG	SHO	SV	IP	H	R	ER	HR	HB	BB	IBB	SO	WP	BK
2005	AZL A's (R)	1	2	4.97	9	7	0	0	0	25.1	34	17	14	2	4	12	0	19	2	0
2006	Vancouver (A)	8	4	3.91	15	15	0	0	0	76.0	73	37	33	3	8	17	0	35	2	0
2007	Kane County (A)	7	10	4.29	27	25	1	0	0	149.0	183	82	71	10	10	38	1	74	3	2
2008	Kane County (A)	6	6	4.73	32	17	0	0	1	121.2	131	69	64	19	4	40	2	86	6	0
2009	Kane County (A)	1	3	3.56	41	1	0	0	3	73.1	68	34	29	3	9	20	0	4	53	0
2010	Stockton (A)	3	4	3.15	39	1	0	0	1	68.2	61	29	24	6	9	23	2	44	7	2

### GABE DEHOYOS

RHP

See biography in 2011 Non-Roster Players section.

### RASHUN DEONTE DIXON

OF

**Born:** Jackson, Mississippi, August 27, 1990; **Home:** Terry, Mississippi

**Bats:** Right; **Throws:** Right; **Height:** 6-2; **Weight:** 234

**Obtained:** Selected in the 10th round of the 2008 First-Year Player Draft

Graduated from Terry HS (MS)...signed by Kelcey Mucker...ranked among Arizona League leaders in triples (T-1st), RBI (T-2nd) and home runs (3rd) in 2008...ranked among Northwest League leaders in strikeouts (4th) in 2009.

Year	Club	AVG.	G	AB	R	H	2B	3B	HR	RBI	SH	SF	HP	BB	SO	SB	CS	SLG	OBP	E
2008	AZL A's (R)	.263	45	179	32	47	3	10	8	42	0	3	1	18	68	5	2	.525	.328	2
2009	Vancouver (A)	.214	57	196	25	42	7	0	2	16	0	2	2	23	73	6	4	.281	.300	1
2010	Kane County (A)	.275	119	444	69	122	18	3	8	54	0	2	11	58	135	9	7	.383	.371	4

### RYAN SCOTT DOOLITTLE

RHP

**Born:** Tabernacle, New Jersey, March 25, 1988; **Home:** Tabernacle, New Jersey

**Bats:** Right; **Throws:** Right; **Height:** 6-2; **Weight:** 194

**Obtained:** Selected in the 26th round of the 2008 First-Year Player Draft

Graduated from Seneca HS (NJ)...attended Cumberland County College...signed by Marc Sauer.

Year	Club	W	L	ERA	G	GS	CG	SHO	SV	IP	H	R	ER	HR	HB	BB	IBB	SO	WP	BK
2008	AZL A's (R)	2	3	4.44	14	7	0	0	0	46.2	50	28	23	2	2	10	0	36	3	0
2009																				
2010	Vancouver (A)	2	0	0.00	6	0	0	0	0	16.0	7	3	0	0	0	1	0	18	0	0
	Kane County (A)	0	0	4.07	18	0	0	0	2	24.1	34	11	11	3	2	1	1	19	1	0

**OMAR DURAN (CASTILLO)****LHP****Born:** San Francisco De Macoris, Dominican Republic, Feb. 26, 1990; **Home:** San Francisco De Macoris, Dominican Republic**Bats:** Left; **Throws:** Left; **Height:** 6-3; **Weight:** 180**Obtained:** Signed as a non-drafted free agent, November 28, 2007

Signed by Raymond Abreu...was named to the Arizona League post-season All-Star team in 2010...finished ranked fourth among AL leaders in SO/9.0 IP in 2010.

Year	Club	W	L	ERA	G	GS	CG	SHO	SV	IP	H	R	ER	HR	HB	BB	IBB	SO	WP	BK
2008	DSL A's-2 (R)	1	4	5.71	11	9	0	0	0	34.2	29	24	22	0	5	34	1	37	9	1
2009	AZL A's (R)	1	1	5.40	12	1	0	0	0	15.0	14	17	9	0	3	11	0	21	5	3
	DSL A's (R)	0	0	1.00	3	1	0	0	0	9.0	2	2	1	0	0	3	0	14	6	1
2010	AZL A's (R)	3	1	2.01	14	2	0	0	0	40.1	33	20	9	0	4	17	0	54	10	1

**WILLIAM MAYS EYRE****RHP**

See biography in 2011 Non-Roster Players section.

**MICHAEL JOHN FABIASCHI****IF****Born:** Torrington, Connecticut, August 17, 1988; **Home:** Torrington, Connecticut**Bats:** Right; **Throws:** Right; **Height:** 5-11; **Weight:** 185**Obtained:** Selected in the 38<sup>th</sup> round of the 2010 First-Year Player Draft

Graduated from Torrington HS (CT)...attended James Madison University...named first-team All-Colonial Athletic Association as a junior...signed by Neil Avent.

Year	Club	AVG.	G	AB	R	H	2B	3B	HR	RBI	SH	SF	HP	BB	SO	SB	CS	SLG	OBP	E
2010	Vancouver (A)	.234	31	94	13	22	6	1	0	4	3	0	4	17	25	2	2	.319	.374	2

**DANIEL A. FARQUHAR****RHP**

See biography in 2011 Non-Roster Players section.

**SETH S. FRANKOFF****RHP****Born:** Raleigh, North Carolina, August 27, 1988; **Home:** Raleigh, North Carolina**Bats:** Right; **Throws:** Right; **Height:** 6-5; **Weight:** 205**Obtained:** Selected in the 27<sup>th</sup> round of the 2010 First-Year Player Draft

Graduated from Apex HS (NC)...attended University of North Carolina Wilmington...signed by Neil Avent.

Year	Club	W	L	ERA	G	GS	CG	SHO	SV	IP	H	R	ER	HR	HB	BB	IBB	SO	WP	BK
2010	AZL A's (R)	2	3	2.28	8	4	0	0	0	27.2	14	8	7	0	1	14	0	35	6	1
	Vancouver (A)	3	2	3.30	7	7	0	0	0	30.0	31	13	11	0	1	13	0	31	0	1

**JOEL GALARRAGA (RUIZ)****C****Born:** Havana, Cuba, March 20, 1982; **Home:** Vera Cruz, Mexico**Bats:** Right; **Throws:** Right; **Height:** 5-11; **Weight:** 196**Obtained:** Purchased the rights to his contract, December 8, 2008

Spent the 2007 and 2008 seasons with Minatitlan of the Mexican League.

Year	Club	AVG.	G	AB	R	H	2B	3B	HR	RBI	SH	SF	HP	BB	SO	SB	CS	SLG	OBP	E
2009	Sacramento (AAA)	.357	13	42	9	15	3	1	0	6	1	0	1	6	10	0	1	.476	.449	1
2010	AZL A's (R)	.197	19	61	8	12	2	0	0	5	0	1	1	7	18	3	0	.230	.286	2
	Stockton (A)	.235	5	17	2	4	0	0	0	0	0	0	0	1	3	0	0	.235	.278	0

**LEONARDO JOSE GIL****IF****Born:** Barquisimeto, Lara, Venezuela, August 18, 1987; **Home:** Barquisimeto, Lara, Venezuela**Bats:** Right; **Throws:** Right; **Height:** 6-1; **Weight:** 200**Obtained:** Signed as a non-drafted free agent, January 16, 2006Signed by Julio Franco...ranked among A's organizational leaders in 2010 in RBI (10<sup>th</sup>), triples (T-6<sup>th</sup>) and slugging percentage (9<sup>th</sup>)....pitched for Leones del Caracas for the Venezuelan Winter League following the 2010 season.



## Organizational Players, continued

Year	Club	AVG.	G	AB	R	H	2B	3B	HR	RBI	SH	SF	HP	BB	SO	SB	CS	SLG	OBP	E
2006	DSL A's-1 (R)	.308	50	182	26	56	4	1	0	15	0	1	2	13	32	3	1	.341	.359	11
2007	AZL A's (R)	.257	39	140	22	36	5	4	0	20	1	0	2	14	39	5	2	.350	.333	13
2008	AZL A's (R)	.235	23	81	10	19	6	0	1	10	1	2	2	12	19	2	0	.346	.340	9
	Vancouver (A)	.208	25	72	5	15	3	0	1	8	1	2	3	10	29	1	1	.292	.322	4
2009	Kane County (A)	.263	53	217	27	57	8	1	1	15	2	0	3	16	46	9	8	.323	.322	6
	Vancouver (A)	.250	9	32	8	8	1	2	0	8	0	1	1	4	8	0	0	.406	.342	4
2010	Kane County (A)	.252	117	437	63	110	26	6	13	72	2	10	6	26	107	4	2	.428	.296	17

Year	Club	W	L	ERA	G	GS	CG	SHO	SV	IP	H	R	ER	HR	HB	BB	IBB	SO	WP	BK
2010	Kane County (A)	0	1	13.50	1	0	0	0	0	0.2	0	1	1	0	0	4	0	1	0	0

### ROBERT LAWRENCE GILLIAM

RHP

**Born:** Manassas, Virginia, November 29, 1987; **Home:** Chapel Hill, North Carolina

**Bats:** Right; **Throws:** Right; **Height:** 6-1; **Weight:** 216

**Obtained:** Selected in the 8th round of the 2009 First-Year Player Draft

Graduated from East Chapel Hill HS...attended the University of North Carolina at Greensboro...signed by Neil Avent.

Year	Club	W	L	ERA	G	GS	CG	SHO	SV	IP	H	R	ER	HR	HB	BB	IBB	SO	WP	BK
2009	AZL A's (R)	0	1	0.00	2	0	0	0	0	3.0	4	3	0	0	1	0	0	2	0	0
	Vancouver (A)	2	0	5.19	6	0	0	0	0	8.2	9	5	5	1	0	5	0	11	1	0
2010	Kane County (A)	7	6	3.89	24	18	0	0	0	111.0	105	53	48	7	7	35	0	101	10	2

### MICHAEL PAUL GILMARTIN

IF

**Born:** Moorpark, California, July 14, 1987; **Home:** Moorpark, California

**Bats:** Switch; **Throws:** Right; **Height:** 5-11; **Weight:** 188

**Obtained:** Selected in the 27th round of the 2009 First-Year Player Draft

Graduated from Crespi Carmelite HS (Encino, CA)...attended Wofford College...signed Neil Avent...in 2010 ranked ninth among A's organizational leaders in stolen bases, and tied for sixth in doubles.

Year	Club	AVG.	G	AB	R	H	2B	3B	HR	RBI	SH	SF	HP	BB	SO	SB	CS	SLG	OBP	E
2009	Vancouver (A)	.232	60	228	34	53	10	1	3	22	6	1	5	25	51	5	2	.325	.320	13
2010	Kane County (A)	.245	119	421	41	103	30	4	5	53	7	4	7	46	118	15	5	.371	.326	26

### GRAHAM H. GODFREY

RHP

**Born:** Tampa, Florida, August 9, 1984; **Home:** Birmingham, Alabama

**Bats:** Right; **Throws:** Right; **Height:** 6-3; **Weight:** 204

**Obtained:** Acquired from the Toronto Blue Jays with pitcher Kristian Bell for infielder Marco Scutaro, November 18, 2007

Attended College of Charleston...originally drafted by Toronto in the 34th round of the 2006 First-Year Player Draft...signed by Marc Trammata...ranked fifth in the A's farm system in strikeouts in 2008...ranked fifth among A's farmhands in ERA, fourth in wins, eighth in strikeouts and led in innings pitched in 2009...ranked 10<sup>th</sup> in strikeouts among the A's 2010 organizational leaders.

Year	Club	W	L	ERA	G	GS	CG	SHO	SV	IP	H	R	ER	HR	HB	BB	IBB	SO	WP	BK
2007	Lansing (A)	6	7	3.98	21	21	0	0	0	110.2	132	63	49	8	3	36	1	74	5	0
2008	Stockton (A)	5	8	5.10	29	24	0	0	0	134.0	157	90	76	14	14	37	2	119	2	0
	Sacramento (AAA)	0	0	4.05	2	0	0	0	0	6.2	6	3	3	1	0	2	0	4	0	0
2009	Midland (AA)	11	8	3.50	28	28	1	0	0	159.1	153	70	62	8	7	51	0	110	5	0
2010	Sacramento (AAA)	4	7	5.59	24	16	0	0	0	106.1	108	76	66	9	8	53	3	87	4	0
	Midland (AA)	0	1	3.86	5	4	0	0	0	18.2	22	9	8	0	1	9	1	16	1	0

### GRANT THOMAS GREEN

IF

See biography in 2011 Non-Roster Players section.

### ARTHUR JOSEPH GRIFFIN

RHP

Goes by "A.J."

**Born:** El Cajon, California, Jan. 28, 1988; **Home:** El Cajon, California

**Bats:** Right; **Throws:** Right; **Height:** 6-5; **Weight:** 220

**Obtained:** Selected in the 13th round of the 2010 First-Year Player Draft

Graduated from Grossmont HS (CA)...attended the University of San Diego...named first-team All-West Coast Conference as a junior...signed by Eric Martins...was named to the Northwest League post-season All-Star team in 2010...finished 2010 leading the NL in saves and ranked tied for third in games finished...ranked third among all A's minor leaguers in saves in 2010.

Year	Club	W	L	ERA	G	GS	CG	SHO	SV	IP	H	R	ER	HR	HB	BB	IBB	SO	WP	BK
2010	AZL A's (R)	0	0	0.00	4	0	0	0	0	5.0	1	0	0	0	0	0	0	6	0	0
	Vancouver (A)	1	1	2.95	20	0	0	0	15	21.1	14	9	7	0	3	7	1	27	2	0

### JOSE LUIS GUZMAN

RHP

**Born:** San Cristobal, Dominican Republic, November 5, 1987; **Home:** San Cristobal, Dominican Republic

**Bats:** Right; **Throws:** Right; **Height:** 5-11; **Weight:** 220

**Obtained:** Signed as a non-drafted free agent, February 23, 2005

Signed by Bernardino Rosario...named to Northwest League postseason All-Star team in 2008...ranked third in the A's farm system in saves in 2008...led the NL in saves (15) and games pitched (30) in 2008...ranked tied for seventh in saves the A's farm system in 2009...finished ranked second in saves among 2010 A's farmhands.

Year	Club	W	L	ERA	G	GS	CG	SHO	SV	IP	H	R	ER	HR	HB	BB	IBB	SO	WP	BK
2005	DSL A's-1 (R)	5	2	3.25	13	9	1	0	0	52.2	61	29	19	1	3	10	0	40	1	1
2006	DSL A's-2 (R)	1	1	3.72	2	2	0	0	0	9.2	10	5	4	0	1	0	0	5	1	0
	AZL A's (R)	2	0	3.03	13	3	0	0	0	35.2	31	18	12	2	6	7	0	27	3	0
	Sacramento (AAA)	0	0	13.50	1	0	0	0	0	0.2	3	1	1	0	0	0	0	0	0	0
2007	Stockton (A)	1	3	6.91	7	5	0	0	0	28.2	36	23	22	4	3	15	0	15	3	1
	Vancouver (A)	3	4	4.59	15	12	0	0	0	64.2	65	43	33	4	6	24	0	39	7	0
2008	Stockton (A)	0	0	2.08	4	0	0	0	0	4.1	5	2	1	0	1	0	0	1	1	0
	Vancouver (A)	2	2	2.25	30	0	0	0	15	36.0	34	14	9	1	2	12	2	38	3	0
2009	Kane County (A)	2	1	5.01	25	0	0	0	0	42.1	34	19	18	2	0	11	0	34	1	0
	Vancouver (A)	0	1	2.61	9	0	0	0	6	10.1	7	3	3	1	0	2	1	11	0	0
2010	Kane County (A)	4	2	3.40	45	0	0	0	18	50.1	46	23	19	3	2	15	0	49	6	1

### MICHAEL RICHARD HART

RHP

**Born:** Staten Island, New York, February 9, 1987; **Home:** Staten Island, New York

**Bats:** Right; **Throws:** Right; **Height:** 6-1; **Weight:** 226

**Obtained:** Selected in the 19th round of the 2008 First-Year Player Draft

Graduated from Monsignor Farrell HS (NY)...attended Texas State University...signed by Blake Davis...finished ranked seventh in saves among 2010 A's farmhands.

Year	Club	W	L	ERA	G	GS	CG	SHO	SV	IP	H	R	ER	HR	HB	BB	IBB	SO	WP	BK
2008	Vancouver (A)	0	2	2.52	15	6	0	0	1	35.2	26	11	10	1	1	13	1	40	1	0
2009	Kane County	0	2	2.96	17	0	0	0	0	24.1	22	12	8	1	1	13	0	23	1	0
2010	Vancouver (A)	1	1	1.06	13	0	0	0	6	17.0	21	4	2	0	0	5	0	27	2	0
	Stockton (A)	2	0	2.77	9	0	0	0	1	13.0	12	7	4	0	2	7	0	12	1	0

### BLAKE WHITTINGTON HASSEBROCK

RHP

**Born:** Littleton, Colorado, July 15, 1989; **Home:** High Point, North Carolina

**Bats:** Right; **Throws:** Right; **Height:** 6-5; **Weight:** 210

**Obtained:** Selected in the 8th round of the 2010 First-Year Player Draft

Graduated from Southwest Guilford HS (NC)...attended the University of North Carolina at Greensboro...signed by Neil Avent.

Year	Club	W	L	ERA	G	GS	CG	SHO	SV	IP	H	R	ER	HR	HB	BB	IBB	SO	WP	BK
2010	AZL A's (R)	0	0	10.80	3	1	0	0	0	3.1	6	6	4	0	1	1	0	7	0	1
	Vancouver (A)	0	1	5.12	14	0	0	0	0	19.1	25	11	11	0	4	8	1	18	3	0

### SHAWN PARKER HAVILAND

RHP

**Born:** Middletown, Connecticut, November 10, 1985; **Home:** Farmington, Connecticut

**Bats:** Left; **Throws:** Right; **Height:** 6-1; **Weight:** 212

**Obtained:** Selected in the 33rd round of the 2008 First-Year Player Draft

Graduated from Farmington HS...graduated from Harvard University...signed by Marc Sauer...ranked among Northwest League leaders in strikeouts (T-10th) in 2008...named to 2009 Midwest League mid-season All-Star team...finished tied for fourth in the ML in strikeouts and losses...ranked ninth among all A's minor leaguers in ERA, fourth in strikeouts and second in innings pitched in 2009...in 2010 was named a post-season All-Star and earned Pitcher of the Week honors for the periods ending Aug. 2 and Aug. 23...finished second in the California League in strikeouts and fifth in ERA in 2010...ranked fourth among all A's minor leaguers in ERA, first in strikeouts, tied for seventh in wins, and third in innings pitched.

Year	Club	W	L	ERA	G	GS	CG	SHO	SV	IP	H	R	ER	HR	HB	BB	IBB	SO	WP	BK
2008	Vancouver (A)	2	3	3.48	18	9	0	0	0	54.1	56	25	21	1	3	18	1	61	8	1
2009	Kane County (A)	6	10	4.43	27	27	0	0	0	148.1	160	83	73	8	13	49	0	118	11	1
2010	Sacramento (AAA)	0	0	5.40	1	1	0	0	0	3.1	6	5	2	0	0	2	0	3	0	0
	Stockton (A)	9	6	3.65	27	27	0	0	0	150.1	156	77	61	15	17	40	0	166	12	1

PLAYER DEVELOPMENT

## Organizational Players, continued

Year	Club	AVG.	G	AB	R	H	2B	3B	HR	RBI	SH	SF	HP	BB	SO	SB	CS	SLG	OBP	E
2010	Stockton (A)	.000	1	1	0	0	0	0	0	0	0	0	0	1	1	0	0	.000	.500	-

### ADAM RICKY HEETHER

IF

**Born:** Castro Valley, California, Jan. 14, 1982; **Home:** Modesto, California

**Bats:** Right; **Throws:** Right; **Height:** 6-0; **Weight:** 195

**Obtained:** Claimed off waivers from Milwaukee, June 3, 2010

Graduated from Ripon HS (CA)...attended Long Beach State University...was originally selected in the 11th round of the 2003 First-Year Player Draft by Milwaukee...signed by Brewers scout Bruce Seid...in 2004, ranked among the Midwest League leaders in doubles (3rd) and extra-base hits (4th)...in 2005, earned Florida State League post-season All-Star team honors and was among the league leaders in on-base percentage (2nd) and batting average (7th)...was named Southern League Player of the Week for the weeks of July 9-15 and July 30-Aug. 5, 2007...following the 2007 season played for the Mesa Solar Sox in the Arizona Fall League...was named Milwaukee's Organizational Player of the Month for June, 2009...played for Caracas in the Venezuelan Winter League following the 2009 season.

Year	Club	AVG.	G	AB	R	H	2B	3B	HR	RBI	SH	SF	HP	BB	SO	SB	CS	SLG	OBP	E
2003	AZL Brewers (R)	.000	3	11	1	0	0	0	0	0	0	0	1	2	1	0	0	.000	.214	1
2003	Beloit Snappers (A)	.228	47	171	28	39	12	1	2	22	4	0	3	18	28	4	4	.345	.313	0
2004	Beloit Snappers (A)	.252	128	476	65	120	35	4	17	72	0	4	7	37	93	2	1	.450	.313	0
2005	Brevard County (A)	.305	93	338	48	103	27	2	6	54	0	4	13	34	48	3	1	.450	.386	17
	Huntsville (AA)	.314	14	51	11	16	5	0	0	9	0	2	1	2	8	2	1	.412	.339	8
2006	Huntsville (AA)	.213	70	244	21	52	6	0	1	18	1	1	1	26	51	1	1	.250	.290	9
	Brevard County (A)	.217	49	166	20	36	10	0	3	16	0	2	4	25	37	0	0	.331	.330	4
2007	Huntsville (AA)	.299	120	432	60	129	27	5	9	62	3	4	1	51	89	2	6	.447	.371	20
2008	Nashville (AAA)	.272	124	390	70	106	31	2	11	51	1	6	10	64	89	11	1	.446	.383	16
2009	Huntsville (AA)	.325	9	40	5	13	3	0	2	12	0	2	2	1	10	0	0	.550	.356	3
	Nashville (AAA)	.293	112	379	62	111	29	1	16	59	0	3	11	59	84	5	1	.501	.400	14
2010	Nashville (AAA)	.245	50	184	30	45	7	1	9	28	0	3	6	23	35	2	1	.440	.343	6
	Sacramento (AAA)	.228	49	145	27	33	8	0	1	13	0	2	4	31	33	5	2	.303	.374	7

### CARLOS DANIEL HERNANDEZ

LHP

**Born:** Santa Clara, California, March 4, 1987; **Home:** Santa Clara, California

**Bats:** Left; **Throws:** Left; **Height:** 5-11; **Weight:** 199

**Obtained:** Selected in the 35th round of the 2006 First-Year Player Draft

Attended West Valley College...signed by Sam Geaney on May 24, 2007...ranked among all A's minor league players in wins (1<sup>st</sup>), innings pitched (5<sup>th</sup>), strikeouts (6<sup>th</sup>) and ERA (6<sup>th</sup>) in 2009...in 2010, was named to the Texas League mid-season All-Star team...in 2010, ranked among A's farmhands in wins (7<sup>th</sup>) and innings pitched (10<sup>th</sup>)...played for the Phoenix Desert Dogs of the Arizona Fall League following the 2010 season.

Year	Club	W	L	ERA	G	GS	CG	SHO	SV	IP	H	R	ER	HR	HB	BB	IBB	SO	WP	BK
2007	Vancouver (A)	0	0	11.57	2	0	0	0	0	2.1	6	4	3	0	0	1	0	2	0	0
	AZL A's (R)	2	1	5.59	6	0	0	0	0	9.2	9	6	6	0	0	3	0	14	1	0
2008	Vancouver (A)	2	0	1.82	7	7	0	0	0	39.2	32	9	8	0	3	7	0	38	0	1
	Kane County (A)	5	0	2.29	7	6	0	0	0	35.1	30	9	9	1	0	7	0	29	2	0
2009	Sacramento (AAA)	0	0	0.00	1	0	0	0	0	3.1	2	0	0	0	0	1	0	5	0	0
	Midland (AA)	6	1	4.62	9	6	0	0	0	39.0	55	22	20	2	0	16	1	21	2	0
	Stockton (A)	9	7	3.99	19	19	0	0	0	108.1	107	59	48	9	5	36	0	90	5	0
2010	Midland (AA)	9	3	4.37	26	25	0	0	0	129.2	145	66	63	6	3	48	0	96	3	0

### SCOTT BENJAMIN HODSDON

RHP

**Born:** Geldora, California, May 31, 1985; **Home:** Rancho Cucamonga, California

**Bats:** Right; **Throws:** Right; **Height:** 6-2; **Weight:** 214

**Obtained:** Selected in the 6th round of the 2007 First-Year Player Draft

Graduated from Rancho Cucamonga HS...attended Azusa Pacific University...signed by Craig Weissman...finished tied for third in the Northwest League in wins in 2007...ranked among Midwest League leaders in ERA (9th) in 2008...ranked fourth in the A's farm system in ERA in 2008...ranked eighth in the A's farm system in innings pitched in 2009.

Year	Club	W	L	ERA	G	GS	CG	SHO	SV	IP	H	R	ER	HR	HB	BB	IBB	SO	WP	BK
2007	Vancouver (A)	7	1	4.57	16	10	1	0	0	67.0	65	39	34	5	5	23	0	67	4	0
2008	Kane County (A)	5	8	2.93	25	23	0	0	0	120.0	134	60	39	7	17	23	0	86	4	0
2009	Sacramento (AAA)	0	0	4.32	2	1	0	0	0	8.1	9	4	4	1	0	4	0	2	0	0
	Stockton (A)	6	10	5.22	27	21	0	0	0	127.2	153	94	74	14	14	37	1	103	14	0
2010	Stockton (A)	2	3	6.18	45	0	0	0	4	71.1	88	68	49	3	5	33	2	54	5	1

**CONNOR BURKE HOEHN**

**RHP**

**Born:** Rockville, Maryland, July 5, 1989; **Home:** Ocean View, Delaware  
**Bats:** Right; **Throws:** Right; **Height:** 6-1; **Weight:** 210  
**Obtained:** Selected in the 46<sup>th</sup> round of the 2009 First-Year Player Draft

Graduated from St. John's College (Washington DC)...attended University of Alabama before transferring to attend St. Petersburg CC...signed by Trevor Schaffer...ranked tied for 10<sup>th</sup> in the A's farm system in saves in 2009...was named to the 2010 Midwest League All-Star team in 2010.

Year	Club	W	L	ERA	G	GS	CG	SHO	SV	IP	H	R	ER	HR	HB	BB	IBB	SO	WP	BK
2009	Vancouver (A)	0	1	1.00	15	0	0	0	7	18.0	9	3	2	0	0	7	0	25	2	0
	AZL A's (R)	0	1	4.50	2	1	0	0	0	2.0	1	1	1	0	0	2	0	3	0	0
2010	Kane County (A)	7	4	3.80	44	0	0	0	1	87.2	69	40	37	6	7	39	1	101	9	0

**PHILLIP ETHAN HOLLINGSWORTH**

**LHP**

Goes by "Ethan"

**Born:** Joliet, Illinois, May 4, 1987; **Home:** Joliet, Illinois  
**Bats:** Right; **Throws:** Right; **Height:** 6-2; **Weight:** 200  
**Obtained:** Acquired from the Colorado Rockies for pitcher Clayton Mortensen, January 24, 2011

Was originally drafted by Colorado in the 4th round of the 2008 First-Year Player Draft...signed by Rockies scout Mike Garlatti...attended Western Michigan.

Year	Club	W	L	ERA	G	GS	CG	SHO	SV	IP	H	R	ER	HR	HB	BB	IBB	SO	WP	BK
2008	Casper (A)	4	7	6.10	14	13	0	0	0	59.0	80	49	40	7	3	16	0	55	7	1
2009	Asheville (A)	5	6	4.05	16	15	2	1	0	86.2	87	43	39	9	2	18	0	76	3	0
	Modesto (A)	3	3	4.83	11	10	0	0	0	59.2	77	39	32	3	1	16	0	56	6	0
2010	Modesto (A)	12	8	3.31	25	25	0	0	0	160.1	161	79	59	14	13	34	0	153	7	0
	Tulsa (AA)	0	0	9.58	2	2	0	0	0	10.1	15	13	11	2	0	4	0	9	0	0

**BENJAMIN CHARLES HORNBECK**

**LHP**

**Born:** Phoenix, Arizona, July 22, 1987; **Home:** Phoenix, Arizona  
**Bats:** Right; **Throws:** Left; **Height:** 6-5; **Weight:** 200  
**Obtained:** Selected in the 32<sup>nd</sup> round of the 2008 First-Year Player Draft

Graduated from Sunnyslope HS (AZ)...attended Kansas State University...signed by Yancy Ayres...was Midwest League Pitcher of the Week from May 11-18, 2009...ranked second among all A's farmhands in ERA in 2009, also ranked second in strikeouts and tied for seventh in wins...in 2010, ranked among A's minor leaguers in strikeouts (3<sup>rd</sup>), wins (T-7<sup>th</sup>) and innings pitched (8<sup>th</sup>).

Year	Club	W	L	ERA	G	GS	CG	SHO	SV	IP	H	R	ER	HR	HB	BB	IBB	SO	WP	BK
2008	Vancouver (A)	2	2	4.88	18	0	0	0	1	31.1	30	18	17	2	1	18	0	40	3	1
	Kane County (A)	1	0	2.25	3	0	0	0	0	4.0	3	1	1	0	0	1	0	5	1	0
2009	Midland (AA)	0	1	16.20	1	1	0	0	0	3.1	5	7	6	0	0	4	0	1	2	0
	Stockton (A)	5	4	3.52	21	11	0	0	1	76.2	64	36	30	3	6	32	2	111	9	1
	Kane County (A)	4	0	1.24	7	4	0	0	0	36.1	19	6	5	2	1	10	0	47	4	0
2010	Midland (AA)	2	3	5.87	8	7	0	0	1	38.1	43	27	25	3	3	19	0	26	7	0
	Stockton (A)	7	3	4.44	18	18	0	0	0	93.1	113	62	46	18	7	41	0	112	16	1

**JOSHUA RYAN HORTON**

**IF**

See biography in 2011 Non-Roster Players section.

**TYREACE DEWAYNE HOUSE**

**OF**

**Born:** San Diego, California, March 1, 1988; **Home:** Palmdale, California  
**Bats:** Right; **Throws:** Right; **Height:** 5-11; **Weight:** 214  
**Obtained:** Selected in the 6<sup>th</sup> round of the 2008 First-Year Player Draft

Graduated from Palmdale HS...attended College of the Canyons...signed by JT Stotts...in 2009 ranked tied for second in the Northwest League in stolen bases and 10<sup>th</sup> among all A's minor league players in this category...in 2010, ranked among all A's minor leaguers in walks (2<sup>nd</sup>), stolen bases (2<sup>nd</sup>), on-base percentage (3<sup>rd</sup>) and runs scored (8<sup>th</sup>).

Year	Club	AVG.	G	AB	R	H	2B	3B	HR	RBI	SH	SF	HP	BB	SO	SB	CS	SLG	OBP	E
2008	AZL A's (R)	.263	29	99	25	26	1	0	0	10	1	1	1	18	22	12	1	.273	.378	1
2009	Vancouver (A)	.291	56	196	31	57	3	0	0	16	3	0	6	17	38	19	10	.306	.365	3
2010	Kane County (A)	.245	121	424	83	104	10	3	1	32	7	4	12	96	88	37	13	.290	.396	8

PLAYER DEVELOPMENT

## Organizational Players, continued

### RYAN SULLIVAN HUGHES

LHP

**Born:** Livermore, California, May 20, 1988; **Home:** Pleasanton, California

**Bats:** Left; **Throws:** Left; **Height:** 6-7; **Weight:** 245

**Obtained:** Selected in the 16th round of the 2010 First-Year Player Draft

Graduated from Foothill HS (CA)...attended Chabot College...attended the University of Nebraska...named to the Big 12 Commissioner's Honor Roll for Fall, 2009...signed by Yancy Ayres.

Year	Club	W	L	ERA	G	GS	CG	SHO	SV	IP	H	R	ER	HR	HB	BB	IBB	SO	WP	BK
2010	AZL A's (R)	2	0	4.73	9	0	0	0	1	13.1	13	7	7	0	1	4	0	13	0	0

### BRETT T. HUNTER

RHP

**Born:** Westlake, California, June 27, 1987; **Home:** Moorpark, California

**Bats:** Right; **Throws:** Right; **Height:** 6-4; **Weight:** 223

**Obtained:** Selected in the 7th round of the 2008 First-Year Player Draft

Graduated from Moorpark (CA) HS in 2005...was All-CIF as a senior after posting a 1.16 ERA...attended Pepperdine University...was All-WCC as a freshman and was a *Collegiate Baseball* Freshman All-American in 2006...pitched for Team USA (Collegiate) following the season and was 2-0 with a 1.47 ERA and 26 strikeouts in 18.1 innings...originally signed by A's scout JT Stotts...did not sign until August 15, 2008.

Year	Club	W	L	ERA	G	GS	CG	SHO	SV	IP	H	R	ER	HR	HB	BB	IBB	SO	WP	BK
2008	AZL A's	0	0	0.00	1	1	0	0	0	1.0	1	0	0	0	0	0	0	2	0	0
	Kane County	0	0	5.40	2	0	0	0	0	1.2	0	1	1	0	0	2	0	1	0	0
2009	Kane County (A)	0	1	6.85	21	8	0	0	0	47.1	38	42	36	2	3	59	0	55	10	2
	Vancouver (A)	0	0	7.20	4	0	0	0	0	5.0	10	5	4	0	0	3	0	4	0	0
	AZL A's (R)	0	1	1.93	4	3	0	0	0	4.2	0	2	1	0	3	1	0	5	2	0
2010	Stockton (A)	2	1	6.51	25	0	0	0	0	27.2	32	21	20	4	0	25	1	44	5	1

### JONATHAN PHILIP HUNTON

RHP

**Born:** Plainfield, New Jersey, November 30, 1982; **Home:** North Plainfield, New Jersey

**Bats:** Right; **Throws:** Right; **Height:** 6-9; **Weight:** 232

**Obtained:** Signed as a free agent to a minor league contract, January 9, 2009

Graduated from North Plainfield HS (NJ)...attended Lamar University...ranked tied for seventh in saves in the A's farm system in 2009...played for Naranjeros de Hermosillo and Algodoneros de Guasave in the Mexican Pacific League following the 2010 season.

Year	Club	W	L	ERA	G	GS	CG	SHO	SV	IP	H	R	ER	HR	HB	BB	IBB	SO	WP	BK
2004	Boise (A)	1	1	4.03	21	0	0	0	2	29.0	26	15	13	1	1	24	1	34	7	0
2005	Peoria (A)	0	2	7.42	25	0	0	0	3	30.1	38	28	25	3	4	17	0	30	3	2
	Boise (A)	1	3	3.20	19	0	0	0	4	25.1	22	16	9	2	3	15	0	28	5	0
2006	Daytona (A)	6	5	4.32	48	0	0	0	3	66.2	62	40	32	4	6	34	0	54	15	1
2007	Coastal Bend (Ind.)	1	2	2.23	36	0	0	2	40.1	29	11	10	1	0	16	1	54	5	0	0
	New Jersey (Ind.)	0	1	8.10	3	0	0	0	0	3.1	7	4	3	0	0	3	0	1	0	0
	Lancaster (Ind.)	0	0	0.00	3	0	0	0	0	4.0	2	0	0	0	0	4	1	2	1	0
2008	Fort Worth (Ind.)	5	1	0.81	48	0	0	0	23	55.2	26	7	5	3	0	18	3	71	6	0
	Somerset (Ind.)	0	0	3.68	8	0	0	0	1	7.1	6	3	3	1	0	4	0	8	0	0
2009	Midland (AA)	4	4	3.33	40	0	0	0	4	54.0	45	23	20	2	2	13	1	46	2	0
	Stockton (A)	2	0	1.80	13	0	0	0	6	20.0	14	4	4	1	0	6	1	27	4	0
2010	Sacramento (AAA)	6	6	3.57	51	0	0	0	0	63.0	72	35	25	5	1	25	2	40	4	0

### ZACHARY D. HURLEY

OF

**Born:** Lubbock, Texas, May 27, 1987; **Home:** Springsboro, Ohio

**Bats:** Left; **Throws:** Left; **Height:** 6-0; **Weight:** 205

**Obtained:** Selected in the 29th round of the 2010 First-Year Player Draft

Graduated from Springboro HS (OH)...attended Ohio State University...signed by Rich Sparks.

Year	Club	AVG.	G	AB	R	H	2B	3B	HR	RBI	SH	SF	HP	BB	SO	SB	CS	SLG	OBP	E
2010	Vancouver (A)	.271	19	59	9	16	4	1	0	5	1	0	0	2	12	0	0	.373	.295	1

**ANTHONY JORDAN HUTTENLOCKER****LHP**

Goes by "A.J."

**Born:** Buckley, Washington, August 5, 1986; **Home:** Buckley, Washington**Bats:** Left; **Throws:** Left; **Height:** 6-4; **Weight:** 248**Obtained:** Selected in the 44<sup>th</sup> round of the 2009 First-Year Player Draft

Graduated from White River HS (Buckley, WA)...attended Edmonds CC...attended Missouri Western State University... named to the All-MIAA First Team and Second Team Daktronics All-South Central Region as a senior in 2009... named the MIAA Pitcher of the Week twice in 2009...signed by Kevin Mello.

Year	Club	W	L	ERA	G	GS	CG	SHO	SV	IP	H	R	ER	HR	HB	BB	IBB	SO	WP	BK
2009	Kane County (A)	1	2	2.74	13	0	0	0	0	23.0	13	9	7	1	1	3	0	28	0	0
	AZL A's (R)	1	1	2.70	10	0	0	0	3	13.1	14	6	4	0	1	1	0	17	1	0
2010	Kane County (A)	1	2	3.02	25	0	0	0	1	44.2	39	15	15	1	1	13	0	46	1	1
	Stockton (A)	1	0	5.79	6	0	0	0	1	9.1	12	8	6	1	1	1	0	8	0	1

**DEYVI ALBERTO JIMENEZ (ZARZUELA)****RHP****Born:** Las Matas, Dominican Republic, December 30, 1989; **Home:** Las Matas, Dominican Republic**Bats:** Right; **Throws:** Right; **Height:** 6-4; **Weight:** 220**Obtained:** Signed as a non-drafted free agent, October 18, 2007

Signed by Juan Carlos De La Cruz.

Year	Club	W	L	ERA	G	GS	CG	SHO	SV	IP	H	R	ER	HR	HB	BB	IBB	SO	WP	BK
2008	DSL A's-1 (R)	1	4	3.81	13	12	0	0	0	49.2	48	30	21	3	4	21	0	32	5	1
2009	AZL A's (R)	2	5	6.49	14	9	0	0	0	51.1	68	47	37	7	7	15	0	46	4	0
2010	Vancouver (A)	4	4	3.54	12	12	0	0	0	61.0	61	28	24	5	2	13	1	48	4	1

**TODDRIC LAWRENCE JOHNSON****CF****Born:** Jackson, Mississippi, December 17, 1984; **Home:** Jackson, Mississippi**Bats:** Left; **Throws:** Left; **Height:** 6-1; **Weight:** 200**Obtained:** Selected in the 14<sup>th</sup> round of the 2006 First-Year Player Draft

Graduated from Provine HS (MS)...attended University of Southern Mississippi...signed by Kelcey Mucker...ranked among Midwest League leaders in RBI (8<sup>th</sup>) in 2008...ranked tied for eight in doubles among A's minor league players in 2009.

Year	Club	AVG.	G	AB	R	H	2B	3B	HR	RBI	SH	SF	HP	BB	SO	SB	CS	SLG	OBP	E
2006	Vancouver (A)	.333	10	36	9	12	3	1	0	3	1	0	1	5	7	3	0	.472	.429	0
	Kane County (A)	.286	28	105	21	30	2	1	0	12	1	0	0	5	15	3	3	.324	.318	1
2007	Kane County (A)	.242	104	372	45	90	16	1	6	48	1	3	5	35	85	3	1	.339	.313	3
2008	Kane County (A)	.281	109	413	55	116	24	5	13	74	3	7	5	42	81	11	4	.458	.349	4
2009	Stockton (A)	.264	110	416	45	110	29	2	5	54	1	5	4	37	91	2	7	.380	.327	5
2010	Stockton (A)	.205	82	307	39	63	13	3	6	38	0	3	2	25	66	6	5	.326	.267	1

**JONATHAN JOHNSTON****C****Born:** Trenton, New Jersey, February 13, 1984; **Home:** Hamilton Township, New Jersey**Bats:** Left; **Throws:** Right; **Height:** 5-11; **Weight:** 198**Obtained:** Selected in the 42<sup>nd</sup> round of the 2007 First-Year Player Draft

Graduated from Peddie School HS (NJ)...graduated from the United States Naval Academy...on military leave in 2007, called back in 2008...signed by Craig Weissmann.

Year	Club	AVG.	G	AB	R	H	2B	3B	HR	RBI	SH	SF	HP	BB	SO	SB	CS	SLG	OBP	E
2008	Kane County (A)	.228	36	114	21	26	4	0	1	11	1	3	2	21	38	11	4	.289	.350	2

**LUIS J. JOSE****RHP****Born:** El Seibo, Dominican Republic, Jan. 3, 1979; **Home:** El Seibo, Dominican Republic**Bats:** Right; **Throws:** Right; **Height:** 6-4; **Weight:** 195**Obtained:** Signed as a non-drafted free agent, September 25, 2006

Signed by Angel Eusebio.

Year	Club	W	L	ERA	G	GS	CG	SHO	SV	IP	H	R	ER	HR	HB	BB	IBB	SO	WP	BK
2006	DSL Reds (R)	1	0	6.48	8	0	0	0	0	8.1	8	7	6	0	2	7	0	4	2	0
2007	DSL A's-2 (R)	1	2	2.83	15	2	0	0	1	28.2	20	14	9	0	6	16	1	16	4	1
2008	DSL A's (R)	3	5	3.71	14	11	0	0	0	53.1	58	32	22	2	4	25	0	38	9	1
2009	DSL A's (R)	3	4	1.93	21	0	0	0	2	42.0	28	15	9	2	6	20	1	25	7	0
2010	DSL A's (R)	5	2	2.76	19	0	0	0	4	42.1	34	17	13	1	3	14	2	44	2	1

## Organizational Players, continued

### JONATHAN JOSEPH (RICHARDSON)

RHP

**Born:** San Pedro de Macoris, Dominican Republic, May 17, 1988; **Home:** San Pedro de Macoris, Dominican Republic  
**Bats:** Right; **Throws:** Right; **Height:** 6-1; **Weight:** 175  
**Obtained:** Signed as a non-drafted free agent, June 15, 2006

Signed by Amaury Reyes...ranked second in ERA among all A's farmhands in 2010.

Year	Club	W	L	ERA	G	GS	CG	SHO	SV	IP	H	R	ER	HR	HB	BB	IBB	SO	WP	BK
2006	DSL A's-1 (R)	4	1	3.53	11	8	0	0	0	43.1	43	21	17	4	4	18	0	36	10	1
2007	DSL A's-1 (R)	1	0	1.23	2	1	0	0	0	7.1	3	1	1	0	1	3	0	5	1	0
	AZL A's (R)	1	3	7.62	16	1	0	0	2	39.0	55	37	33	4	3	13	0	38	7	1
2008	DSL A's-2 (R)	1	1	4.50	3	2	0	0	0	10.0	9	6	5	0	2	4	0	13	1	0
	AZL A's (R)	1	1	4.56	16	0	0	0	4	23.2	30	17	12	1	2	11	1	37	6	0
2009	Vancouver (A)	0	2	4.94	16	8	0	0	0	54.2	65	40	30	4	4	25	0	35	5	0
2010	Vancouver (A)	1	1	2.68	8	8	0	0	0	40.1	37	17	12	0	5	14	0	35	3	1
	Kane County (A)	2	5	3.33	14	9	0	0	0	54.0	49	27	20	2	4	26	1	55	10	2

### CHARLES STERLINGS KERFOOT

RHP

Goes by "Chad"

**Born:** Annapolis, Maryland, April 1, 1985; **Home:** Owings, Maryland  
**Bats:** Right; **Throws:** Right; **Height:** 6-0; **Weight:** 189  
**Obtained:** Selected in the 30th round of the 2007 First-Year Player Draft

Graduated from Northern High School (MD)...attended University of Maryland...signed by Jeff Bittinger.

Year	Club	W	L	ERA	G	GS	CG	SHO	SV	IP	H	R	ER	HR	HB	BB	IBB	SO	WP	BK
2007	Vancouver (A)	0	2	3.47	19	0	0	0	2	36.1	36	20	14	2	2	8	0	37	2	0
2008	Kane County (A)	8	1	2.35	34	2	0	0	4	72.2	64	27	19	5	5	15	2	73	3	1
2009	Stockton (A)	2	1	6.52	13	0	0	0	0	19.1	30	17	14	3	3	7	1	12	1	0
2010																				

(Injured – Did Not Play)

### BRAD THOMAS KILBY

RHP

**Born:** Modesto, California, Feb. 18, 1983; **Home:** Elk Grove, California  
**Bats:** Left; **Throws:** Left; **Height:** 6-1; **Weight:** 251  
**Obtained:** Selected in the 29th round of the 2005 First-Year Player Draft

Graduated from Laguna Creek HS (Elk Grove, CA) in 2001...attended San Jose State University and led the Western Athletic Conference with a 1.86 ERA in 2005...signed by A's scout Scott Kidd...named to the Northwest League post-season All-Star team in 2005...did not allow a home run in 60.2 innings at Kane County in 2006...pitched for Phoenix in the Arizona Fall League following the 2007 season...pitched for Cibao in the Dominican Winter League following the 2008 season...made his Major League debut in 2009 and posted a 0.53 ERA in 11 appearances.

Year	Club	W	L	ERA	G	GS	CG	SHO	SV	IP	H	R	ER	HR	HB	BB	IBB	SO	WP	BK
2005	Vancouver (A)	2	0	1.95	23	0	0	0	14	27.2	20	7	6	2	0	11	0	38	1	0
2006	Kane County (A)	5	1	1.63	49	0	0	0	9	60.2	38	13	11	0	4	23	1	73	2	0
2007	Stockton (A)	0	0	3.24	7	0	0	0	3	8.1	6	5	3	0	0	6	1	16	2	0
	Midland (AA)	3	3	2.88	47	0	0	0	0	65.2	63	24	21	6	2	22	1	69	1	1
2008	Sacramento (AAA)	7	2	3.47	51	0	0	0	2	70.0	51	33	27	9	3	26	1	66	3	0
2009	Sacramento (AAA)	4	2	2.13	45	0	0	0	2	63.1	40	15	15	5	2	24	1	77	5	0
	OAKLAND (AL)	1	0	0.53	11	1	0	0	0	17.0	10	2	1	1	0	4	0	20	0	0
2010	OAKLAND (AL)	0	0	2.16	5	0	0	0	0	8.1	7	2	2	2	0	0	0	8	0	0
	Sacramento (AAA)	0	0	5.54	12	0	0	0	0	13.0	18	8	8	0	1	6	0	18	0	0
<b>ML Totals</b>		<b>1</b>	<b>0</b>	<b>1.07</b>	<b>16</b>	<b>1</b>	<b>0</b>	<b>0</b>	<b>0</b>	<b>25.1</b>	<b>17</b>	<b>4</b>	<b>3</b>	<b>3</b>	<b>0</b>	<b>4</b>	<b>0</b>	<b>28</b>	<b>0</b>	<b>0</b>

### ANTWOIN JARELLE KIRBY-JONES

IF

Goes by "A.J."

**Born:** Charleston, South Carolina, Oct. 2, 1988; **Home:** Knoxville, Tennessee  
**Bats:** Right; **Throws:** Right; **Height:** 6-0; **Weight:** 210  
**Obtained:** Selected in the 9th round of the 2010 First-Year Player Draft

Graduated from Webb School (TN)...attended Tennessee Tech University...signed by Marcus Cayenne...named to the 2010 Northwest League post-season All-Star team and was league Player of the Week for the periods ending Aug. 2 and Sept. 6...ranked ninth among 2010 A's minor leaguers in home runs (14).

Year	Club	AVG.	G	AB	R	H	2B	3B	HR	RBI	SH	SF	HP	BB	SO	SB	CS	SLG	OBP	E
2010	Vancouver (A)	.259	75	247	41	64	10	0	14	42	0	3	8	61	82	1	1	.470	.417	12

**WADE KIRKLAND**

**IF**

**Born:** Lakeland, Florida, April 4, 1989; **Home:** Lakeland, Florida  
**Bats:** Right; **Throws:** Right; **Height:** 5-11; **Weight:** 190  
**Obtained:** Selected in the 11th round of the 2010 First-Year Player Draft

Graduated from McKeel Academy...attended Florida Southern University...named first-team All-Sunshine State Conference as a sophomore...signed by Trevor Schaffer.

Year	Club	AVG.	G	AB	R	H	2B	3B	HR	RBI	SH	SF	HP	BB	SO	SB	CS	SLG	OBP	E
2010	Vancouver (A)	.271	68	280	34	76	18	2	0	27	3	3	2	9	59	4	2	.350	.296	24

**IAN A. KROL**

**LHP**

**Born:** Hinsdale, Illinois, May 9, 1991; **Home:** Naperville, Illinois  
**Bats:** Left; **Throws:** Left; **Height:** 6-1; **Weight:** 186  
**Obtained:** Selected in the 7<sup>th</sup> round of the 2009 First-Year Player Draft

Attended Neuqua Valley HS...went 9-1 with a 0.94 ERA and tossed three no-hitters (including a perfect game) as a junior at Neuqua Valley HS (2008)...signed by Kevin Mello...was named to the Midwest League mid-season and post-season All-Star teams in 2010...finished 2010 leading the ML in ERA and finished fourth in opponents batting average...led all A's farmhands in 2010 in ERA, ranked eighth in strikeouts, tied for third in wins and sixth in innings pitched.

Year	Club	W	L	ERA	G	GS	CG	SHO	SV	IP	H	R	ER	HR	HB	BB	IBB	SO	WP	BK
2009	Vancouver (A)	0	1	8.10	3	1	0	0	0	3.1	6	5	3	0	0	1	0	4	0	0
	AZL A's (R)	0	0	0.00	1	1	0	0	0	1.0	0	0	0	0	0	0	0	0	0	0
2009	AZL A's (R)	0	0	0.00	1	1	0	0	0	1.0	0	0	0	0	0	0	0	0	0	0
	Vancouver (A)	0	1	8.10	3	1	0	0	0	3.1	6	5	3	0	0	1	0	4	0	0
2010	Kane County (A)	9	4	2.65	24	23	0	0	0	118.2	98	42	35	5	7	19	1	91	2	3
	Stockton (A)	1	0	3.66	4	4	0	0	0	19.2	18	9	8	3	1	9	0	20	0	0

**TYLER JAMES LADENDORF**

**IF**

**Born:** Park Ridge, Illinois, March 7, 1988; **Home:** Des Plaines, Illinois  
**Bats:** Right; **Throws:** Right; **Height:** 6-1; **Weight:** 205  
**Obtained:** Acquired from the Minnesota Twins in exchange for shortstop Orlando Cabrera and cash, July 31, 2009

Graduated from Maine West HS (Des Plaines, IL)...attended Howard CC (TX)...was the Minnesota Twins' second round draft pick in the 2008 First-Year Player Draft...was originally signed by Marty Esposito...ranked seventh among A's farmhands in stolen bases and tied for third in doubles in 2010.

Year	Club	AVG.	G	AB	R	H	2B	3B	HR	RBI	SH	SF	HP	BB	SO	SB	CS	SLG	OBP	E
2008	GCL Twins (R)	.204	45	147	17	30	8	1	1	13	3	2	6	17	29	6	0	.293	.308	7
2009	Elizabethton (A)	.410	17	61	18	25	7	0	4	17	0	1	1	11	7	1	0	.721	.500	4
	Beloit (A)	.233	15	60	7	14	2	0	0	4	0	0	1	4	13	2	1	.267	.292	2
	Kane County (A)	.231	35	130	13	30	4	2	2	15	2	0	3	10	19	2	2	.338	.301	1
2010	Sacramento (AAA)	.100	4	10	0	1	1	0	0	0	0	0	0	1	2	0	0	.200	.182	0
	Stockton (A)	.274	126	478	60	131	30	4	5	41	5	3	3	35	110	20	4	.385	.326	20

**DOUGLAS ALBERTO LANDAETA**

**OF**

**Born:** Cabudare, Venezuela, November 25, 1988; **Home:** Cabudare, Venezuela  
**Bats:** Right; **Throws:** Right; **Height:** 6-2; **Weight:** 193  
**Obtained:** Signed as a non-drafted free agent, September 18, 2006

Signed by Julio Franco and Ruben Barradas.

Year	Club	AVG.	G	AB	R	H	2B	3B	HR	RBI	SH	SF	HP	BB	SO	SB	CS	SLG	OBP	E
2007	DSL A's-1 (R)	.292	39	106	19	31	4	0	0	6	1	0	2	12	17	1	2	.330	.375	1
2008	DSL A's-2 (R)	.267	51	176	25	47	9	3	0	16	2	2	0	12	23	5	5	.352	.311	2
2009	AZL A's (R)	.248	39	141	18	35	6	5	0	18	0	1	1	13	27	3	1	.362	.314	5
2010	Vancouver (A)	.293	71	280	28	82	15	1	2	32	2	3	1	18	36	5	9	.375	.334	3

**JARED TYLER LANSFORD**

**RHP**

**Born:** Livermore, California, October 22, 1986; **Home:** Santa Clara, California  
**Bats:** Right; **Throws:** Right; **Height:** 6-2; **Weight:** 198  
**Obtained:** Selected in the 2nd round of the 2005 First-Year Player Draft

PLAYER DEVELOPMENT



## Organizational Players, continued

Graduated from St. Francis (Mountain View, CA) HS in 2005...is the son of Carney Lansford, who played for the A's from 1983-92 as well as California (1978-80) and Boston (1981-82), and brother of Josh Lansford also in the A's organization...uncles Phil Lansford and Joe Lansford also played in the majors...was signed by A's scout Scott Kidd... in 2006 ,was named Midwest League Pitcher of the Week twice, May 8-14 and July 10-16...pitched for the Waikiki Beach Boys in the Hawaii Winter Baseball League following the 2007 season...pitched for the Arizona Fall League Champion Phoenix Desert Dogs after the 2008 season...finished ranked tied for fourth in saves among 2009 A's minor league players...finished ranked fourth in saves among 2010 A's farmhands.

Year	Club	W	L	ERA	G	GS	CG	SHO	SV	IP	H	R	ER	HR	HB	BB	IBB	SO	WP	BK
2005	AZL A's (R)	0	1	1.27	7	6	0	0	0	21.1	16	4	3	0	1	5	0	20	0	0
2006	Kane County (A)	11	6	2.86	18	18	2	1	0	104.0	87	40	33	1	12	42	0	50	5	3
	Stockton (A)	0	1	12.71	3	3	0	0	0	11.1	23	19	16	4	2	5	0	9	2	0
2007	Stockton (A)	0	1	9.00	1	1	0	0	0	4.0	5	4	4	0	0	3	0	2	0	0
2008	Stockton (A)	2	6	4.41	31	2	0	0	3	63.1	62	33	31	4	5	20	3	75	3	0
	Midland (AA)	3	1	0.70	15	0	0	0	5	25.2	20	2	2	0	0	9	0	19	2	0
2009	Sacramento (AAA)	0	1	9.00	8	0	0	0	0	11.0	13	12	11	2	1	12	3	1	2	0
	Midland (AA)	1	2	2.36	36	0	0	0	12	45.2	43	12	12	2	3	20	0	29	4	0
2010	Midland (AA)	4	1	2.43	30	0	0	0	12	37.0	31	11	10	0	2	19	0	29	2	0
	Sacramento (AAA)	1	2	7.94	16	0	0	0	0	17.0	22	16	15	1	3	8	0	15	1	0

### JOSHUA ADAM LANSFORD

RHP

**Born:** Livermore, California, July 31, 1984; **Home:** Queen Creek, Arizona

**Bats:** Right; **Throws:** Right; **Height:** 6-2; **Weight:** 215

**Obtained:** Signed as a free agent to a minor league contract, March 30, 2010

Graduated from St. Francis HS (Mountain View, CA)...attended Cal Ply State University...originally selected by the Chicago Cubs in the 6<sup>th</sup> round of the 2006 First-Year Player Draft...signed by Cubs scout Steve Fuller... is the son of Carney Lansford, who played for the A's from 1983-92 as well as California (1978-80) and Boston (1981-82), and brother of Jared Lansford also in the A's organization...uncles Phil Lansford and Joe Lansford also played in the majors...converted from an infielder to a pitcher at the start of the 2009 season...was released by the Cubs on March 26, 2010.

Year	Club	W	L	ERA	G	GS	CG	SHO	SV	IP	H	R	ER	HR	HB	BB	IBB	SO	WP	BK
2008	Tennessee (AA)	0	0	0.00	1	0	0	0	0	0.2	0	0	0	0	1	1	0	1	0	0
2009	Boise (A)	1	1	3.51	22	0	0	0	0	33.1	33	15	13	2	3	15	0	22	3	1
2010	Kane County (A)	1	2	4.11	40	0	0	0	1	50.1	53	29	23	5	3	16	0	58	5	2

Year	Club	AVG.	G	AB	R	H	2B	3B	HR	RBI	SH	SF	HP	BB	SO	SB	CS	SLG	OBP	E
2006	Boise (A)	.255	62	235	32	60	7	1	5	35	0	3	5	24	43	4	1	.357	.333	8
2007	Peoria (A)	.273	84	322	29	88	17	0	3	42	6	3	0	16	33	2	7	.354	.305	14
2008	Daytona (A)	.249	61	217	22	54	10	0	1	17	7	0	3	12	35	1	4	.309	.297	14
	Tennessee (AA)	.236	48	161	14	38	15	0	1	16	4	0	1	6	23	0	1	.348	.268	0

### ANDREW CHRISTIAN LAROCHE

IF

See biography in 2011 Non-Roster Players section.

### AARON LARSEN

LHP

**Born:** San Diego, California; March 1, 1987 **Home:** Fallbrook, California

**Bats:** Right; **Throws:** Right; **Height:** 6-1; **Weight:** 190

**Obtained:** Selected in the 34th round of the 2010 First-Year Player Draft

Graduated from Fallbrook HS (CA)...attended Lee University...attended Bethany College...signed by Yancy Ayres.

Year	Club	W	L	ERA	G	GS	CG	SHO	SV	IP	H	R	ER	HR	HB	BB	IBB	SO	WP	BK
2010	AZL A's (R)	5	2	2.89	14	4	0	0	0	37.1	25	18	12	3	2	10	0	31	6	0
	Kane County (A)	0	1	7.94	2	2	0	0	0	5.2	10	10	5	3	0	3	0	5	0	0

### ALEX ARNOLD LEON

RHP

Goes by "Arnold"

**Born:** Culiacan, Mexico, September 6, 1988; **Home:** Culiacan, Mexico

**Bats:** Right; **Throws:** Right; **Height:** 6-1; **Weight:** 206

**Obtained:** Purchased his contract from Saltillo (Mexican League), March 15, 2008

Was recommended by A's minor league roving infield instructor, Juan Navarrete.... pitched for Culiacan in the Mexican Pacific Winter League after the 2007 season.

Year	Club	W	L	ERA	G	GS	CG	SHO	SV	IP	H	R	ER	HR	HB	BB	IBB	SO	WP	BK
2006	Saltillo (Mexico)	0	0	2.70	4	0	0	0	0	3.1	2	1	1	0	0	2	0	2	0	0
2007	Saltillo (Mexico)	3	0	1.94	35	0	0	0	1	41.2	31	11	9	2	1	24	2	38	4	0
2008	Stockton (A)	0	0	2.86	20	0	0	0	2	28.1	25	12	9	1	1	9	0	28	1	1
	Saltillo (Mexico)	2	1	4.30	13	0	0	0	0	14.2	12	7	7	0	0	2	0	21	1	0
2009	Midland (AA)	2	3	3.51	33	7	0	0	1	74.1	71	35	29	3	5	28	0	63	5	0
2010	Midland (AA)	0	0	6.23	3	0	0	0	0	4.1	6	3	3	1	0	3	0	1	2	0

### MITCHELL WILLIAM LEVIER

OF

**Born:** Whittier, California, January 12, 1988; **Home:** Whittier, California

**Bats:** Left; **Throws:** Left; **Height:** 5-11; **Weight:** 196

**Obtained:** Selected in the 9th round of the 2008 First-Year Player Draft

Graduated from California HS...attended Fullerton College...signed by Eric Martins.

Year	Club	AVG.	G	AB	R	H	2B	3B	HR	RBI	SH	SF	HP	BB	SO	SB	CS	SLG	OBP	E
2008	Vancouver (A)	.241	50	170	15	41	7	1	0	12	5	1	1	9	52	4	2	.294	.282	0
2009	Kane County (A)	.246	35	122	18	30	7	0	2	18	1	3	3	7	25	3	0	.352	.296	
2010	AZL A's (R)	.200	10	35	6	7	3	1	0	4	0	0	0	3	11	0	0	.343	.263	
	Vancouver (A)	.318	5	22	3	7	2	0	1	3	2	0	0	8	0	0	0	.545	.318	
	Kane County (A)	.313	25	96	17	30	6	1	3	21	0	0	0	9	23	1	0	.490	.371	

### CHAD A. LEWIS

IF

**Born:** Fountain Valley, California, December 10, 1991; **Home:** Huntington Beach, California

**Bats:** Right; **Throws:** Right; **Height:** 6-3; **Weight:** 205

**Obtained:** Selected in the 4th round of the 2010 First-Year Player Draft

Graduated from Marina HS (CA)...signed by Eric Martins.

Year	Club	AVG.	G	AB	R	H	2B	3B	HR	RBI	SH	SF	HP	BB	SO	SB	CS	SLG	OBP	E
2010	AZL A's (R)	.231	4	13	5	3	0	0	0	3	0	0	0	3	5	0	0	.231	.375	3

### MARCELINO DE ROYCE LEYJA

IF

Goes by "Nino"

**Born:** Houston, Texas, October 2, 1990; **Home:** Houston, Texas

**Bats:** Right; **Throws:** Right; **Height:** 5-11; **Weight:** 176

**Obtained:** Selected in the 15th round of the 2008 First-Year Player Draft

Graduated from Houston Christian HS...signed by Blake Davis...named to Arizona League post-season All-Star team in 2008...finished tied for fourth in runs scored in the AZL in 2008...ranked fourth in the A's farm system in batting average in 2008.

Year	Club	AVG.	G	AB	R	H	2B	3B	HR	RBI	SH	SF	HP	BB	SO	SB	CS	SLG	OBP	E
2008	AZL A's (R)	.315	43	165	42	52	12	6	1	25	0	3	1	19	31	10	2	.479	.383	15
2009	Kane County (A)	.231	33	121	18	28	4	2	2	5	1	0	0	13	33	7	2	.347	.306	11
	Vancouver (A)	.269	16	67	5	18	3	0	1	7	3	0	0	3	19	3	0	.358	.300	4
2010	Kane County (A)	.224	37	125	13	28	2	0	0	11	2	0	0	8	38	4	2	.240	.271	5
	Vancouver (A)	.220	43	141	19	31	3	1	1	7	2	3	2	13	35	3	2	.277	.289	14

### JOSHUA SEAN LEYLAND

C

**Born:** Glendora, California, July 6, 1991; **Home:** San Dimas, California

**Bats:** Left; **Throws:** Right; **Height:** 6-3; **Weight:** 251

**Obtained:** Selected in the 16th round of the 2009 First-Year Player Draft

Attended San Dimas HS...signed by Eric Martins.

Year	Club	AVG.	G	AB	R	H	2B	3B	HR	RBI	SH	SF	HP	BB	SO	SB	CS	SLG	OBP	E
2009	AZL A's (R)	.150	7	20	3	3	0	0	0	1	0	0	3	4	11	0	1	.150	.370	0
2010																				

(Injured – Did Not Play)

### RYAN D. LIPKIN

C

**Born:** Vallejo, California, Oct. 8, 1987; **Home:** Vacaville, California

**Bats:** Right; **Throws:** Right; **Height:** 6-0; **Weight:** 195

**Obtained:** Selected in the 24th round of the 2010 First-Year Player Draft

Graduated from Vanden HS...attended Solano CC...attended the University of San Francisco...was a member of the gold medal-winning USA Collegiate National Team that went 24-0 in international play in the summer of 2008...signed by Jermaine Clark.

PLAYER DEVELOPMENT

## Organizational Players, continued

Year	Club	AVG.	G	AB	R	H	2B	3B	HR	RBI	SH	SF	HP	BB	SO	SB	CS	SLG	OBP	E
2010	Vancouver (A)	.272	52	184	21	50	12	0	1	33	3	1	3	13	32	1	1	.353	.328	5

### NATHAN JAMES LONG

RHP

**Born:** Fort Worth, Texas, February 9, 1986; **Home:** Fort Worth, Texas

**Bats:** Right; **Throws:** Right; **Height:** 6-2; **Weight:** 211

**Obtained:** Selected in the 26th round of the 2009 First-Year Player Draft

Graduated from All Saints Episcopal HS...attended Texas-Arlington University... as a senior, led the Southland Conference and broke the school's single-season record with 104 strikeouts with 29 walks in 2009...signed by Armann Brown...in 2010, lead the Northwest League in innings pitched, tied for first in wins and ranked eighth in ERA...ranked among 2010 A's minor leaguers in wins (10<sup>th</sup>).

Year	Club	W	L	ERA	G	GS	CG	SHO	SV	IP	H	R	ER	HR	HB	BB	IBB	SO	WP	BK
2009	Vancouver (A)	1	2	6.69	22	0	0	0	0	36.1	45	31	27	5	2	14	2	25	6	2
2010	Vancouver (A)	8	2	3.10	15	15	0	0	0	87.0	95	34	30	4	2	19	2	47	3	1

### DIOMENDES AUGUSTO LOPEZ (REYES)

C

**Born:** San Pedro de Macoris, Dominican Republic, January 30, 1989; **Home:** San Pedro de Macoris, Dominican Republic

**Bats:** Right; **Throws:** Right; **Height:** 6-2; **Weight:** 222

**Obtained:** Signed as a non-drafted free agent, October 4, 2006

Signed by Amauys Reyes.

Year	Club	AVG.	G	AB	R	H	2B	3B	HR	RBI	SH	SF	HP	BB	SO	SB	CS	SLG	OBP	E
2007	DSL A's-2 (R)	.189	38	95	11	18	5	0	2	8	0	1	0	17	30	1	1	.305	.310	1
2008	DSL A's-2 (R)	.245	40	94	10	23	11	0	0	11	0	0	3	5	28	2	0	.362	.304	8
2009	AZL A's (R)	.212	16	52	6	11	2	1	0	4	0	0	1	5	24	0	0	.288	.293	1
2010	Stockton (A)	.667	1	3	0	2	0	0	0	0	0	0	0	1	1	0	0	.667	.750	1
	AZL A's (R)	.266	36	109	11	29	11	0	1	12	1	0	4	12	39	0	1	.394	.360	3

### JEFFREY TURNER LYMAN

RHP

**Born:** San Francisco, California, January 14, 1987; **Home:** San Francisco, California

**Bats:** Right; **Throws:** Right; **Height:** 6-3; **Weight:** 225

**Obtained:** Claimed off waivers from Atlanta, July 2, 2010

Attended Monte Vista HS (CA)...originally selected by Atlanta in the 2<sup>nd</sup> round of the 2005 First-Year Player Draft...signed by Braves scout Nick Hostetler...was named the Gulf Coast League Pitcher of the Month in July, 2005...ranked fifth among all Braves minor league pitchers in innings pitched in 2007...ranked eighth in the Braves organization in opponents batting average in 2009...pitched for the Peoria Saguaros of the Arizona Fall League after the 2009 season.

Year	Club	W	L	ERA	G	GS	CG	SHO	SV	IP	H	R	ER	HR	HB	BB	IBB	SO	WP	BK
2005	GCL Braves (R)	0	3	4.24	8	7	0	0	0	34.0	41	27	16	2	4	7	0	28	2	0
2006	GCL Braves (R)	0	0	1.50	2	2	0	0	0	6.0	2	1	1	0	0	1	0	9	0	0
	Rome (A)	6	6	4.49	22	18	0	0	0	100.1	118	57	50	3	10	47	0	80	10	0
2007	Rome (A)	5	8	4.59	20	20	0	0	0	104.0	122	64	53	10	4	39	1	77	12	0
	Myrtle Beach (A)	0	5	8.90	8	2	0	0	0	31.1	39	42	31	4	3	20	0	17	6	0
2008	Myrtle Beach (A)	3	6	4.59	32	7	0	0	0	84.1	75	50	43	5	7	46	1	82	4	0
	Mississippi (AA)	0	0	0.00	1	1	0	0	0	5.0	2	0	0	0	1	2	0	3	0	0
2009	Mississippi (AA)	5	7	3.12	33	8	0	0	0	86.2	70	36	30	3	1	43	2	76	4	0
	Gwinnett (AAA)	0	2	4.91	5	2	0	0	0	11.0	11	6	6	0	0	10	2	11	3	0
2010	Gwinnett (AAA)	0	0	4.72	21	0	0	0	0	34.1	32	24	18	2	3	23	0	26	2	0
	Mississippi (AA)	0	0	9.00	1	0	0	0	0	1.0	2	1	1	0	0	0	0	1	0	0
	Midland (AA)	0	4	8.58	10	8	0	0	0	28.1	40	28	27	5	0	15	1	25	9	0

Year	Club	AVG.	G	AB	R	H	2B	3B	HR	RBI	SH	SF	HP	BB	SO	SB	CS	SLG	OBP	E
2009	Mississippi (AA)	.364	20	11	2	4	1	0	0	2	1	0	1	2	5	0	0	.455	.500	1
	Gwinnett (AAA)	.000	1	1	0	0	0	0	0	0	0	0	0	0	0	0	0	.000	.000	1

### JOSE MACIAS

RHP

**Born:** Caracas, Venezuela, July 18, 1989; **Home:** Bronx, New York

**Bats:** Right; **Throws:** Right; **Height:** 6-2; **Weight:** 180

**Obtained:** Selected in the 18th round of the 2010 First-Year Player Draft

Graduated from Dewitt Clinton HS (NY)...attended Monroe College...attended Franklin Pierce University...signed by Marc Sauer.

Year	Club	W	L	ERA	G	GS	CG	SHO	SV	IP	H	R	ER	HR	HB	BB	IBB	SO	WP	BK
2010	AZL A's (R)	3	0	1.29	7	0	0	0	0	14.0	9	3	2	1	0	3	1	11	1	0
	Kane County (A)	0	1	6.43	2	2	0	0	0	7.0	10	5	5	0	0	3	0	4	0	0

### MIGUEL ALEJANDRO MARTE (RODRIGUEZ)

IF

**Born:** Santiago, Dominican Republic, Aug. 29, 1989; **Home:** Santiago, Dominican Republic

**Bats:** Right; **Throws:** Right; **Height:** 6-3; **Weight:** 230

**Obtained:** Signed as a non-drafted free agent, September 26, 2007

Signed by Angel Eusebio.

Year	Club	AVG.	G	AB	R	H	2B	3B	HR	RBI	SH	SF	HP	BB	SO	SB	CS	SLG	OBP	E
2008	DSL A's-1 (R)	.194	43	98	13	19	4	0	1	15	0	1	2	13	23	0	0	.265	.298	4
2009	DSL A's (R)	.304	39	102	10	31	9	0	0	17	0	2	1	18	28	2	1	.392	.407	4
2010	DSL A's (R)	.270	11	37	7	10	2	0	2	12	0	0	3	5	10	1	0	.486	.400	0
	AZL A's (R)	.230	52	204	21	47	9	0	4	27	1	1	6	4	73	1	0	.333	.265	8

### YADEL MARTI (CARRILLO)

RHP

See biography in 2011 Non-Roster Players section.

### HIRAM GABRIEL MARTINEZ (BALDENEGRO)

IF

**Born:** Hermosillo, Sonora, Mexico, Sept. 30, 1992; **Home:** Hermosillo, Sonora, Mexico

**Bats:** Switch; **Throws:** Right; **Height:** 6-1; **Weight:** 143

**Obtained:** Signed as a free agent to a minor league contract, April 5, 2010

Signed by Craig Weissmann...played for Naranjeros de Hermosillo in the Mexican Pacific League following the 2010 season.

Year	Club	AVG.	G	AB	R	H	2B	3B	HR	RBI	SH	SF	HP	BB	SO	SB	CS	SLG	OBP	E
2010	AZL A's (R)	.188	26	64	6	12	2	0	0	4	1	0	0	8	17	1	0	.219	.278	14

### CHRIS SCOTT MEDEROS

RHP

**Born:** Valdosta, Georgia, May 17, 1987; **Home:** Valdosta, Georgia

**Bats:** Right; **Throws:** Right; **Height:** 6-1; **Weight:** 169

**Obtained:** Selected in the 25th round of the 2009 First-Year Player Draft

Graduated from Lowndes County HS...attended Gordon JC...attended Georgia Southern University...earned All-Southern Conference honors in 2009...signed by Leland Maddox.

Year	Club	W	L	ERA	G	GS	CG	SHO	SV	IP	H	R	ER	HR	HB	BB	IBB	SO	WP	BK
2009	AZL A's (R)	3	1	2.14	11	2	0	0	0	21.0	14	5	5	1	0	2	0	26	1	0
2010	AZL A's (R)	0	1	13.50	2	1	0	0	0	2.2	3	4	4	0	2	0	0	6	2	0
	Kane County (A)	7	5	3.01	15	13	0	0	0	71.2	60	32	24	4	2	22	0	57	5	0

### JONATHAN MICHAEL MELOAN

RHP

**Born:** Houston, Texas, July 11, 1984; **Home:** Lenexa, Texas

**Bats:** Right; **Throws:** Right; **Height:** 6-3; **Weight:** 231

**Obtained:** Claimed off waivers from Pittsburgh, September 2, 2009

Attended Taylor HS (Houston, TX) where he was an All-State pitcher, leading the Greater Houston area in strikeouts in 2002... tossed a school-record three no-hitters during his career, including a 20-strikeout no-no against Mayde Creek HS his senior year... earned a pair of varsity letters in football and was named to the all-district football team after leading Taylor in receptions and touchdowns catches...was an academic all-district honoree and a member of the National Honor Society...was nominated for acceptance into the United States Air Force Academy...attended the University of Arizona from 2003-2005...pitched in the Cape Cod League for the Yarmouth-Dennis Red Sox in the summer of 2003...led the Wildcats to their first College World Series in 18 years by going 10-0 in 2004...was originally a fifth round pick of Los Angeles Dodgers in the 2005 draft...pitched for the Mesa Solar Sox in the Arizona Fall League in 2006...earned a spot in the "Rising Stars Showcase" in 2006 and ranked the seventh best prospect and as having the best slider among Dodger prospects, according to *Baseball America* that year...made his Major League debut with the Dodgers in 2007...was named to the Southern League mid-season All-Star team in 2007 after saving 19 games for Jacksonville...named the Dodgers' Minor League Pitcher of the Month in June, 2007...was named the Double-A Reliever of the Year by mlb.com and was rated the best reliever in the Southern League by *Baseball America* in its "Best Tools" issue in 2007... prior to the 2008 season, he was named the eighth best prospect in the Dodgers organization by *Baseball America*...was traded to Cleveland with Carlos Santana for Casey Blake and cash considerations, July 26, 2008...traded to the Tampa Bay organization for Winston Abreu, July 2, 2009...claimed off waivers by Pittsburgh, August 12, 2009.

## Organizational Players, continued

Year	Club	W	L	ERA	G	GS	CG	SHO	SV	IP	H	R	ER	HR	HB	BB	IBB	SO	WP	BK
2005	Ogden (R)	0	2	3.69	16	6	0	0	1	39.0	30	16	4	2	18	0	54	6	1	0
2006	Columbus (A)	1	1	1.54	12	0	0	0	1	23.1	9	5	4	2	0	7	0	41	0	0
	Vero Beach (A)	1	0	2.50	4	3	0	0	0	18.0	15	6	5	2	1	4	0	27	2	0
	Jacksonville (AA)	1	0	1.69	5	0	0	0	0	10.2	3	2	2	1	0	5	0	23	0	0
2007	Jacksonville (AA)	5	2	2.18	35	0	0	0	19	45.1	24	13	11	3	2	18	0	70	3	0
	Las Vegas (AAA)	2	0	1.69	14	0	0	0	1	21.1	12	5	4	2	1	9	0	21	1	0
	LOS ANGELES (NL)	0	0	11.05	5	0	0	0	0	7.1	8	9	9	1	1	8	0	7	0	0
2008	Las Vegas (AAA)	5	10	4.97	21	20	0	0	0	105.0	119	72	58	7	9	60	1	99	2	2
	Buffalo (AAA)	0	1	4.30	12	0	0	0	0	14.2	12	8	7	1	1	9	0	12	0	0
	CLEVELAND	0	0	0.00	2	0	0	0	0	2.0	0	0	0	0	0	1	0	2	0	0
2009	Columbus (AAA)	0	0	5.52	25	2	0	0	0	44.0	52	27	27	6	1	17	0	37	1	0
	Durham (AAA)	0	0	3.38	10	0	0	0	0	13.1	13	5	5	2	1	10	1	15	1	0
	Indianapolis (AAA)	0	0	1.17	6	0	0	0	0	7.2	3	1	1	1	0	1	0	8	0	0
	Sacramento (AAA)	0	0	0.00	3	0	0	0	0	3.0	0	0	0	0	0	2	0	1	0	0
	OAKLAND (AL)	0	0	0.00	6	0	0	0	0	8.1	3	1	0	0	0	2	0	11	0	0
2010		(Injured – Did Not Play)																		
<b>ML Totals</b>		<b>0</b>	<b>0</b>	<b>4.58</b>	<b>13</b>	<b>0</b>	<b>0</b>	<b>0</b>	<b>0</b>	<b>17.2</b>	<b>11</b>	<b>10</b>	<b>9</b>	<b>1</b>	<b>1</b>	<b>11</b>	<b>0</b>	<b>20</b>	<b>0</b>	<b>0</b>

Year	Club	AVG.	G	AB	R	H	2B	3B	HR	RBI	SH	SF	HP	BB	SO	SB	CS	SLG	OBP	E
2006	Jacksonville (AA)	.000	4	1	0	0	0	0	0	0	0	0	0	0	0	0	0	.000	.000	0
2007	Las Vegas (AAA)	.000	9	1	0	0	0	0	0	0	0	0	0	0	0	0	0	.000	.000	0
2008	Las Vegas (AAA)	.167	14	24	1	4	1	0	0	2	3	0	0	0	15	0	0	.208	.167	2

### GERALD C. MENNA

RHP

Goes by "J.C."

**Born:** Long Branch, New Jersey, Dec. 24, 1988; **Home:** Tinton Falls, New Jersey

**Bats:** Right; **Throws:** Right; **Height:** 6-4; **Weight:** 210

**Obtained:** Selected in the 14th round of the 2010 First-Year Player Draft

Graduated from Red Bank Regional HS (NJ)...attended Brookdale CC...signed by Marc Sauer.

Year	Club	W	L	ERA	G	GS	CG	SHO	SV	IP	H	R	ER	HR	HB	BB	IBB	SO	WP	BK
2010	AZL A's (R)	1	2	5.79	13	1	0	0	0	23.1	25	24	15	0	5	13	0	15	5	1

### RANDALL JAI MILLER

OF

See biography in 2011 Non-Roster Players section.

### JERMAINE CORNELIUS MITCHELL

OF

**Born:** Naples, Texas, November 2, 1984; **Home:** Daingerfield, Texas

**Bats:** Left; **Throws:** Left; **Height:** 6-0; **Weight:** 216

**Obtained:** Selected in the 5th round of the 2006 First-Year Player Draft

Graduated from Daingerfield HS (TX)...attended Texarkana CC (TX)...attended University of North Carolina Greensboro...signed by Neil Avent...ranked among Midwest League leaders in runs scored (4th) and on-base percentage (T3rd) in 2007...finished ranked third in the California League and third among all A's minor leaguers in walks in 2009, also ranked tied for third in triples among A's farmhands that season...in 2010, ranked seventh among all A's farmhands in walks, tied for fourth in stolen bases, second in triples, sixth in extra-base hits and on-base percentage, seventh in slugging percentage and tied for ninth in total bases.

Year	Club	AVG.	G	AB	R	H	2B	3B	HR	RBI	SH	SF	HP	BB	SO	SB	CS	SLG	OBP	E
2006	Vancouver (A)	.362	37	138	23	50	7	2	3	23	0	0	3	22	27	14	6	.507	.460	2
2007	Kane County (A)	.288	122	431	79	124	20	5	8	58	3	4	1	74	115	24	8	.413	.390	5
2008	Stockton (A)	.244	114	422	55	103	20	3	10	49	3	2	7	54	116	23	6	.377	.338	9
2009	Stockton (A)	.247	124	450	63	111	15	6	3	34	8	5	1	73	128	17	10	.327	.350	3
2010	Stockton (A)	.309	78	304	68	94	21	7	10	32	1	0	3	51	86	21	9	.523	.413	6
	Sacramento (AAA)	.182	3	11	1	2	1	0	0	2	0	0	0	1	3	1	0	.273	.250	0
	Midland (AA)	.223	37	121	16	27	3	3	0	11	1	1	1	19	41	2	6	.298	.331	3

### DAVID MOTA

RHP

**Born:** El Seibo, Dominican Republic, February 18, 1987; **Home:** El Seibo, Dominican Republic

**Bats:** Right; **Throws:** Right; **Height:** 6-4; **Weight:** 264

**Obtained:** Signed as a non-drafted free agent, February 10, 2006

Signed by Amaury Reyes.

Year	Club	W	L	ERA	G	GS	CG	SHO	SV	IP	H	R	ER	HR	HB	BB	IBB	SO	WP	BK
2006	DSL A's-2 (R)	0	1	12.19	11	0	0	0	0	10.1	13	18	14	2	2	15	0	10	4	0
2007	DSL A's-2 (R)	1	2	7.71	11	0	0	0	0	16.1	18	18	14	0	2	20	0	18	8	0
	DSL A's-1 (R)	0	0	3.38	2	0	0	0	0	2.2	2	1	1	0	0	3	0	1	2	0
2008																				
2009	AZL A's (R)	1	0	6.14	6	0	0	0	0	7.1	4	5	5	0	1	7	0	11	6	0
2010																				

### SEAN MURPHY

RHP

**Born:** Philadelphia, Pennsylvania, Aug. 23, 1988; **Home:** Philadelphia, Pennsylvania

**Bats:** Switch; **Throws:** Right; **Height:** 6-6; **Weight:** 215

**Obtained:** Selected in the 33rd round of the 2010 First-Year Player Draft

Graduated from North Catholic HS (PA)...attended Keystone College...signed by Marc Sauer.

Year	Club	W	L	ERA	G	GS	CG	SHO	SV	IP	H	R	ER	HR	HB	BB	IBB	SO	WP	BK
2010	AZL A's (R)	3	0	2.57	14	0	0	0	2	21.0	15	9	6	0	1	8	1	32	1	0

### JUSTIN CHARLES MURRAY

RHP

**Born:** Manhattan, Kansas, May 11, 1987; **Home:** Manhattan, Kansas

**Bats:** Right; **Throws:** Right; **Height:** 6-4; **Weight:** 235

**Obtained:** Selected in the 29th round of the 2008 First-Year Player Draft

Graduated from Manhattan HS (KS)...attended Kansas State University...signed by Yancy Ayres...finished tied for fourth in saves in the A's farm system in 2009...finished fifth in ERA, tied for third in wins and seventh in innings pitched in the A's farm system in 2010.

Year	Club	W	L	ERA	G	GS	CG	SHO	SV	IP	H	R	ER	HR	HB	BB	IBB	SO	WP	BK
2008	AZL A's (R)	0	1	1.69	3	1	0	0	0	10.2	6	5	2	1	1	2	0	7	0	0
	Midland (AA)	2	1	5.52	5	3	0	0	0	14.2	15	9	9	0	0	5	0	5	1	0
2009	Stockton (A)	1	4	6.04	7	3	0	0	0	25.1	31	28	17	3	4	11	1	19	0	0
	Kane County (A)	5	1	2.84	37	0	0	0	12	44.1	43	16	14	5	2	14	2	45	2	0
2008	AZL A's (R)	0	1	1.69	3	1	0	0	0	10.2	6	5	2	1	1	2	0	7	0	0
	Midland (AA)	2	1	5.52	5	3	0	0	0	14.2	15	9	9	0	0	5	0	5	1	0
2009	Stockton (A)	1	4	6.04	7	3	0	0	0	25.1	31	28	17	3	4	11	1	19	0	0
	Kane County (A)	5	1	2.84	37	0	0	0	12	44.1	43	16	14	5	2	14	2	45	2	0
2010	Midland (AA)	0	1	4.32	4	3	0	0	0	16.2	21	10	8	0	0	11	0	7	1	0
	Stockton (A)	10	4	3.67	26	18	1	0	1	117.2	133	59	48	11	1	54	1	83	9	0

### CHARLES EDWARD MYE

LHP

Goes by "Chaz"

**Born:** Amherst, New York, April 27, 1988; **Home:** North Tonawanda, New York

**Bats:** Left; **Throws:** Left; **Height:** 6-3; **Weight:** 200

**Obtained:** Signed as a non-drafted free agent, June 17, 2010

Graduated from St. Joseph HS (Buffalo, NY)...attended Lake Sumter CC...attended the University of Buffalo...signed by Matt Higginson.

Year	Club	W	L	ERA	G	GS	CG	SHO	SV	IP	H	R	ER	HR	HB	BB	IBB	SO	WP	BK
2010	AZL A's (R)	1	4	3.52	16	0	0	0	1	23.0	25	12	9	3	0	11	1	23	0	0

### MICHAEL DUSTIN NAPOLEON

C

Goes by "Dusty"

**Born:** Park Ridge, Illinois, May 21, 1986; **Home:** Wilmette, Illinois

**Bats:** Left; **Throws:** Right; **Height:** 6-2; **Weight:** 234

**Obtained:** Selected in the 19th round of the 2007 First-Year Player Draft

Graduated from New Trier HS (IL)...was named 2004 *Chicago Sun-Times* Athlete of the Year...named Central Suburban League Player of the Year as a senior...was all-state in football as a quarterback and broke the school career records for touchdown passes and passing yards...attended University of Iowa...signed by Kevin Mello.

**Organizational Players, continued**

Year	Club	AVG.	G	AB	R	H	2B	3B	HR	RBI	SH	SF	HP	BB	SO	SB	CS	SLG	OBP	E
2007	Vancouver (A)	.235	42	136	14	32	5	0	1	16	1	1	8	19	32	1	1	.294	.360	3
2008	Kane County (A)	.205	16	44	3	9	1	0	0	3	0	1	1	9	12	0	1	.227	.345	2
	Vancouver (A)	.244	61	209	29	51	12	1	2	28	3	1	2	41	41	0	0	.340	.372	9
2009	Kane County (A)	.218	78	229	25	50	12	0	0	16	5	2	4	51	49	0	3	.271	.367	3
2010	Sacramento (AAA)	.231	5	13	2	3	1	0	1	1	0	0	0	5	4	0	0	.538	.444	0
	Kane County (A)	.400	2	5	0	2	1	0	0	0	0	0	0	4	2	0	0	.600	.667	0
	Midland (AA)	.200	4	10	0	2	1	0	0	0	0	0	0	3	0	0	0	.300	.385	1
	Stockton (A)	.143	11	28	3	4	0	0	0	1	0	0	1	12	9	0	0	.143	.415	1

**JOHN NESTER**

**C**

**Born:** Huntington, West Virginia, May 28, 1989; **Home:** Greer, South Carolina

**Bats:** Right; **Throws:** Right; **Height:** 6-1; **Weight:** 210

**Obtained:** Selected in the 39th round of the 2010 First-Year Player Draft

Graduated from Riverside HS (SC)...attended Clemson University...signed by Neil Avent.

Year	Club	AVG.	G	AB	R	H	2B	3B	HR	RBI	SH	SF	HP	BB	SO	SB	CS	SLG	OBP	E
2010	Vancouver (A)	.182	22	77	7	14	3	0	0	7	3	1	0	8	26	0	1	.221	.256	1

**JUAN GABRIEL NUNEZ (MEJIA)**

**C**

**Born:** Bani, Dominican Republic, August 27, 1987; **Home:** Bani, Dominican Republic

**Bats:** Right; **Throws:** Right; **Height:** 6-1; **Weight:** 215

**Obtained:** Signed as a non-drafted free agent, February 1, 2006

Signed by Bernardino Rosario...played for Estrellas de Oriente of the Dominican Winter League following the 2009 season.

Year	Club	AVG.	G	AB	R	H	2B	3B	HR	RBI	SH	SF	HP	BB	SO	SB	CS	SLG	OBP	E
2006	DSL A's-2 (R)	.184	15	38	7	7	0	0	1	3	0	0	0	7	7	1	1	.263	.311	1
	DSL A's-1 (R)	.282	34	110	17	31	3	0	0	9	2	0	1	8	22	1	0	.309	.336	4
2007	AZL A's (R)	.188	21	69	7	13	1	1	0	5	1	0	0	15	22	0	3	.232	.333	2
2008	Stockton (A)	.042	11	24	2	1	0	0	0	0	0	0	0	5	9	1	0	.042	.207	1
	Vancouver (A)	.206	22	63	8	13	3	0	1	4	3	0	0	6	18	0	1	.302	.275	3
	Kane County (A)	.333	7	21	3	7	0	0	0	1	1	0	1	2	5	0	0	.333	.417	1
2009	Kane County (A)	.224	51	161	18	36	7	0	1	10	5	1	1	7	44	1	0	.286	.259	10
2010	Kane County (A)	.171	44	152	12	26	4	0	1	16	2	1	1	6	51	0	1	.217	.206	10

**JONATHAN ALEXANDER ORTIZ (DIAZ)**

**RHP**

**Born:** Bani, Dominican Republic, Oct. 29, 1985; **Home:** Bani, Dominican Republic

**Bats:** Right; **Throws:** Right; **Height:** 5-10; **Weight:** 170

**Obtained:** Signed as a free agent to a minor league contract, December 14, 2010

Originally signed by the New York Yankees as a non-drafted free agent on Aug. 19, 2004...in 2007, ranked second among all Yankees minor leaguers in strikeouts per 9.0IP and ranked 10th in opponents batting average...ranked fourth in the New York-Penn League with 13 saves in 2007...named NYPL Pitcher of the Week for July 30-Aug. 6, 2007...led the South Atlantic League and all Yankees' farmhands in saves in 2008, while ranking 11th among all minor league pitchers with a 12.63K/9.0IP ratio... also led the league in appearances in 2008 en route to being named the "Best Reliever" in the SAL by Baseball America... was selected to the 2008 mid-season SAL All-Star team...pitched in one game with Licey in the Dominican Winter League following the 2008 season... was selected to the 2009 Florida State League's mid-season All-Star team...made six relief appearances with the Tigres del Licey of the Dominican Winter League following the 2009 season...in 2010, ranked among the Florida State League leaders in saves (4th) and games finished (5th)...finished second in saves among all Yankees minor leaguers in 2010.

Year	Club	W	L	ERA	G	GS	CG	SHO	SV	IP	H	R	ER	HR	HB	BB	IBB	SO	WP	BK
2004	DSL Yankee-1 (R)	4	1	2.27	10	7	0	0	0	47.2	40	15	12	0	5	6	0	42	4	0
2005	DSL Yankees-1 (R)	5	0	1.03	25	0	0	0	13	52.2	26	7	6	1	7	4	0	58	1	0
2006	DSL Yankees-1 (R)	1	0	0.64	10	0	0	0	7	14.0	5	1	1	0	2	3	0	17	0	0
	DSL Yankees-2 (R)	3	0	0.73	8	7	0	0	0	37.0	19	4	3	1	1	4	0	40	1	0
2007	Tampa Yankees (A)	0	0	3.86	2	0	0	0	0	4.2	3	2	2	0	1	1	0	9	0	0
	GCL Yankees (R)	0	0	0.00	3	0	0	0	2	3.0	0	0	0	0	0	0	0	5	0	0
	Staten Island (A)	5	0	1.80	21	0	0	0	13	25.0	14	5	5	1	1	8	2	39	0	0
2008	Charleston (A)	4	2	2.03	57	0	0	0	33	62.0	48	21	14	2	5	13	4	87	3	1
2009	Charleston (A)	0	1	1.26	24	0	0	0	9	28.2	21	6	4	1	2	3	0	40	3	1
	Tampa (A)	3	3	4.67	24	0	0	0	8	27.0	35	16	14	3	0	7	1	36	2	0
2010	Tampa (A)	7	1	2.47	46	0	0	0	21	54.2	41	17	15	4	0	11	1	62	1	0

**RYAN RANDAL ORTIZ**

**C**

**Born:** San Pedro, California, September 29, 1987; **Home:** San Diego, California

**Bats:** Right; **Throws:** Right; **Height:** 6-3; **Weight:** 200

**Obtained:** Selected in the 6th round of the 2009 First-Year Player Draft

Graduated from St. Augustine HS (San Diego)...attended Oregon State University...two-time Pac-10 Conference first team selection...named the Pac-10 Player of the Week March 25, 2008 and April 6, 2009...signed by Jim Coffman.

Year	Club	AVG.	G	AB	R	H	2B	3B	HR	RBI	SH	SF	HP	BB	SO	SB	CS	SLG	OBP	E
2009	Vancouver (A)	.258	48	151	25	39	12	1	4	24	0	0	6	26	29	3	0	.430	.388	5
2010	Stockton (A)	.277	58	188	35	52	12	1	8	35	1	1	1	36	47	1	0	.479	.394	8

**ARGENIS RICARDO PAEZ**

**RHP**

**Born:** Valencia, Venezuela, October 20, 1990; **Home:** Valencia, Venezuela

**Bats:** Right; **Throws:** Right; **Height:** 6-3; **Weight:** 195

**Obtained:** Signed as a non-drafted free agent, February 28, 2008

Signed by Julio Franco and Juan Villanueva...in 2010 ranked tied for second in wins, third in innings pitched and seventh in ERA among Arizona League leaders.

Year	Club	W	L	ERA	G	GS	CG	SHO	SV	IP	H	R	ER	HR	HB	BB	IBB	SO	WP	BK
2008	DSL A's-1 (R)	1	6	3.57	12	12	0	0	0	45.1	45	32	18	0	2	27	0	30	7	0
2009	DSL A's (R)	1	1	6.75	3	1	0	0	0	6.2	9	5	0	0	4	0	6	4	0	0
	AZL A's (R)	0	5	3.68	15	9	0	0	0	51.1	44	26	21	1	4	21	0	46	5	0
2010	AZL A's (R)	6	3	3.15	14	10	0	0	0	65.2	69	29	23	3	4	17	0	53	10	0

**CHIH-FANG PAN**

**IF**

**Born:** Kaohsiung, Taiwan, Nov. 12, 1990; **Home:** Kaohsiung, Taiwan

**Bats:** Switch; **Throws:** Right; **Height:** 6-1; **Weight:** 170

**Obtained:** Signed as a non-drafted free agent, April 2, 2010

Signed by Adam Hislop.

Year	Club	AVG.	G	AB	R	H	2B	3B	HR	RBI	SH	SF	HP	BB	SO	SB	CS	SLG	OBP	E
2010	AZL A's (R)	.331	43	157	31	52	9	4	0	11	1	0	1	13	24	3	4	.439	.386	16

**PRESTON JAMES PARAMORE**

**C**

Goes by "Petey"

**Born:** McKinney, Texas, October 30, 1986; **Home:** Allen, Texas

**Bats:** Switch; **Throws:** Right; **Height:** 6-2; **Weight:** 243

**Obtained:** Selected in the 3rd round of the 2008 First-Year Player Draft

Graduated from Allen HS (TX)...attended Arizona State University...signed by Jeremy Schied...tied for eighth among A's minor leaguers in walks in 2009...in 2010, ranked among A's farmhands in walks (8<sup>th</sup>) and on-base percentage (7<sup>th</sup>).

Year	Club	AVG.	G	AB	R	H	2B	3B	HR	RBI	SH	SF	HP	BB	SO	SB	CS	SLG	OBP	E
2008	AZL A's (R)	.364	9	22	7	8	2	0	0	4	0	0	0	10	2	0	0	.455	.563	0
	Kane County (A)	.225	31	102	14	23	8	0	1	14	1	0	1	22	30	0	0	.333	.368	0
2009	Kane County (A)	.230	101	326	33	75	9	0	4	36	1	3	3	55	55	1	2	.294	.344	4
2010	Stockton (A)	.255	46	149	18	38	7	0	3	23	0	1	0	34	37	0	1	.362	.391	2
	Midland (AA)	.263	65	205	20	54	8	0	3	19	0	0	2	33	54	0	0	.346	.371	3

**STEPHEN CALDER PARKER**

**IF**

**Born:** San Diego, California, September 3, 1987; **Home:** American Fork, Utah

**Bats:** Left; **Throws:** Right; **Height:** 6-2; **Weight:** 206

**Obtained:** Selected in the 5th round of the 2009 First-Year Player Draft

Graduated from American Fork HS...attended Brigham Young University...was First-Team All-Mountain West Conference selection in 2009...signed by Jeremy Schied...was named a mid-season and post-season California League All-Star and was named Player of the Week for the period ending May 3, 2010...finished second in the CL in walks and fifth in doubles and RBI in 2010...led all A's farmhands in RBI, ranked tied for first in extra base hits, second in hits, doubles, total bases and runs scored, fourth in walks, home runs, slugging percentage and on-base percentage, sixth in batting average and 10<sup>th</sup> in triples...played for the Phoenix Desert Dogs of the Arizona Fall League following the 2010 season.

Year	Club	AVG.	G	AB	R	H	2B	3B	HR	RBI	SH	SF	HP	BB	SO	SB	CS	SLG	OBP	E
2009	AZL A's (R)	.214	3	14	2	3	2	0	0	2	0	0	0	1	6	0	0	.357	.267	0
	Kane County (A)	.244	70	254	27	62	11	2	5	39	1	4	2	25	55	1	4	.362	.312	3
2010	Stockton (A)	.296	139	524	102	155	38	5	21	98	0	12	7	84	105	3	1	.508	.392	33

PLAYER DEVELOPMENT



## Organizational Players, continued

### JORGE LUIS PENA (LANTIGUA)

RHP

**Born:** Salcedo, Dominican Republic, December 31, 1988; **Home:** Salcedo, Dominican Republic

**Bats:** Right; **Throws:** Right; **Height:** 6-6; **Weight:** 195

**Obtained:** Signed as a non-drafted free agent, July 21, 2006

Signed by Juan Carlos De La Cruz.

Year	Club	W	L	ERA	G	GS	CG	SHO	SV	IP	H	R	ER	HR	HB	BB	IBB	SO	WP	BK
2007	DSL A's-2 (R)	1	3	5.54	15	3	0	0	1	26.0	17	19	16	2	2	26	2	27	7	1
2008	DSL A's-2 (R)	4	1	1.90	13	10	0	0	0	52.0	33	14	11	0	9	31	1	41	7	2
2009	Stockton (A)	0	1	6.00	1	1	0	0	0	3.0	4	3	2	0	2	4	0	3	0	0
	AZL A's (R)	1	1	2.87	4	3	0	0	0	15.2	12	5	5	1	0	4	0	17	1	0
2010																				

(Injured – Did Not Play)

### JENSI MOISES PERALTA (GOLIAL)

IF

**Born:** Caracas, Dominican Republic, July 2, 1991; **Home:** San Pedro de Macoris, Dominican Republic

**Bats:** Right; **Throws:** Right; **Height:** 6-2; **Weight:** 180

**Obtained:** Signed as a non-drafted free agent, February 8, 2008

Signed by Raymond Abreu.

Year	Club	AVG.	G	AB	R	H	2B	3B	HR	RBI	SH	SF	HP	BB	SO	SB	CS	SLG	OBP	E
2008	DSL A's-2 (R)	.156	32	90	9	14	3	0	0	6	0	1	1	14	25	5	1	.189	.274	11
2009	DSL A's (R)	.246	52	179	20	44	6	2	1	14	0	0	6	10	48	6	7	.318	.308	9
2010	AZL A's (R)	.223	32	103	11	23	5	1	0	8	0	0	0	4	38	0	1	.291	.252	15

### MAXWELL TAYLOR PETERSON

LHP

**Born:** San Diego, California, June 27, 1988; **Home:** San Diego, California

**Bats:** Left; **Throws:** Left; **Height:** 6-2; **Weight:** 233

**Obtained:** Selected in the 18<sup>th</sup> round of the 2009 First-Year Player Draft

Graduated from Westview HS...attended San Diego Mesa College...attended San Jose State University...signed by Jermaine Clark.

Year	Club	W	L	ERA	G	GS	CG	SHO	SV	IP	H	R	ER	HR	HB	BB	IBB	SO	WP	BK
2009	Vancouver (A)	2	1	4.71	17	1	0	0	0	21.0	30	20	11	2	3	16	0	25	2	0
	AZL A's (R)	0	0	0.00	3	0	0	0	1	4.0	3	0	0	0	0	0	0	6	0	0
2010	Kane County (A)	4	5	3.76	34	0	0	0	2	52.2	40	23	22	4	2	30	1	70	9	0

### SHANE AARON PETERSON

OF

**Born:** Fallbrook, California, February 11, 1988; **Home:** Temecula, California

**Bats:** Left; **Throws:** Left; **Height:** 6-0; **Weight:** 215

**Obtained:** Acquired from the St. Louis Cardinals with pitcher Clay Mortensen and infielder Brett Wallace for outfielder Matt Holliday, July 24, 2009.

Graduated from Chaparral HS...attended Long Beach State University...named First Team All-Big West in 2007 and Second Team in 2006...named co-Big West Player of the Year at Long Beach State after batting .390 in 2008...was the St. Louis Cardinals second round draft pick of the 2008 First-Year Player Draft...originally signed Dan Kantrovitz...named to the New York-Penn League mid-season All-Star team in 2008...ranked tied for second in the NYPL in doubles and ranked third in walks and OBP in 2008.

Year	Club	AVG.	G	AB	R	H	2B	3B	HR	RBI	SH	SF	HP	BB	SO	SB	CS	SLG	OBP	E
2008	Batavia (A)	.291	65	230	35	67	20	2	1	39	0	2	4	39	65	3	2	.409	.400	1
2009	Palm Beach (A)	.298	76	285	32	85	11	4	6	39	0	2	11	21	52	10	1	.428	.367	3
	Springfield (AA)	.284	18	74	10	21	4	1	1	7	0	0	1	5	10	2	0	.405	.338	3
	Midland (AA)	.273	39	154	16	42	10	0	3	17	1	2	2	13	32	4	0	.396	.333	8
2010	Midland (AA)	.265	128	460	61	122	24	4	5	59	0	8	11	57	108	11	2	.367	.354	3

### DANIEL PETITTI

C

**Born:** Atlanta, Georgia, May 12, 1988; **Home:** Roswell, Georgia

**Bats:** Right; **Throws:** Right; **Height:** 6-1; **Weight:** 190

**Obtained:** Selected in the 37<sup>th</sup> round of the 2010 First-Year Player Draft

Graduated from Roswell HS (GA)...attended North Georgia College & State University...signed by Matt Ranson.

Year	Club	AVG.	G	AB	R	H	2B	3B	HR	RBI	SH	SF	HP	BB	SO	SB	CS	SLG	OBP	E
2010	Vancouver (A)	.123	26	73	3	9	1	1	0	6	4	1	2	6	26	0	0	.164	.207	2

**RYAN PINEDA**

**IF**

**Born:** Las Vegas, Nevada, April 17, 1989; **Home:** Las Vegas, Nevada  
**Bats:** Right; **Throws:** Right; **Height:** 6-0; **Weight:** 185  
**Obtained:** Selected in the 28th round of the 2010 First-Year Player Draft

Graduated from Bonanza HS (NV)...attended California State University, Northridge...also named first-team All-Big West Conference as a junior...signed by JT Stotts.

Year	Club	AVG.	G	AB	R	H	2B	3B	HR	RBI	SH	SF	HP	BB	SO	SB	CS	SLG	OBP	E
2010	AZL A's (R)	.143	4	14	2	2	0	0	0	0	0	0	1	3	6	0	0	.143	.333	3
	Vancouver (A)	.221	26	95	16	21	9	0	0	8	1	1	0	17	20	1	0	.316	.336	2

**MATHIEU LEBLANC POIRIER**

**RHP**

**Born:** Montreal, Quebec, Canada, March 10, 1987; **Home:** Laval, Quebec, Canada  
**Bats:** Left; **Throws:** Right; **Height:** 6-1; **Weight:** 176  
**Obtained:** Selected in the 21st round of the 2008 First-Year Player Draft

Attended College Ahuntsic...signed by Matt Higginson...his 2009 combined ERA (4.66) ranked eighth among all A's farmhands.

Year	Club	W	L	ERA	G	GS	CG	SHO	SV	IP	H	R	ER	HR	HB	BB	IBB	SO	WP	BK
2008	AZL A's (R)	0	1	7.89	11	2	0	0	0	21.2	34	23	19	1	5	6	0	18	2	1
	Vancouver (A)	1	0	0.93	6	0	0	0	0	9.2	4	1	1	0	1	7	0	9	1	0
2009	Kane County (A)	5	7	4.13	14	13	0	0	0	69.2	71	40	32	3	11	29	0	49	14	1
	Stockton (A)	0	3	5.44	10	9	0	0	0	46.1	42	31	28	7	9	24	1	28	8	1
2010		(Injured – Did Not Play)																		

**RYAN ROBERT QUIGLEY**

**LHP**

**Born:** Taunton, Massachusetts, September 11, 1987; **Home:** Taunton, Massachusetts  
**Bats:** Left; **Throws:** Left; **Height:** 6-4; **Weight:** 228  
**Obtained:** Selected in the 22nd round of the 2009 First-Year Player Draft

Graduated from Taunton HS...attended Northeastern University (Boston, MA)...ranks among school leaders in career SO/9.0IP (2<sup>nd</sup>), strikeouts (10th) and saves (5<sup>th</sup>)...signed by Marc Sauer.

Year	Club	W	L	ERA	G	GS	CG	SHO	SV	IP	H	R	ER	HR	HB	BB	IBB	SO	WP	BK
2009	AZL A's (R)	3	2	4.62	17	0	0	0	0	25.1	25	18	13	0	3	16	0	31	12	0
2010	Kane County (A)	0	0	6.62	11	0	0	0	0	17.2	22	16	13	3	0	10	0	17	6	1
	Vancouver (A)	3	3	7.39	20	1	0	0	0	35.1	56	32	29	1	2	20	1	25	3	0

**JULIO CESAR RAMOS (DICHARDO)**

**LHP**

**Born:** La Vega, Dominican Republic, February 13, 1988; **Home:** La Vega, Dominican Republic  
**Bats:** Left; **Throws:** Left; **Height:** 6-1; **Weight:** 187  
**Obtained:** Signed as a non-drafted free agent, February 10, 2006

Signed by Amaury Reyes...named to Arizona League post-season All-Star team in 2008...led the A's farm system in ERA in 2008...ranked second in ERA in the AZL in 2008...finished second in the Northwest League in ERA and tied for fourth in wins in 2009.

Year	Club	W	L	ERA	G	GS	CG	SHO	SV	IP	H	R	ER	HR	HB	BB	IBB	SO	WP	BK
2006	DSL A's-1 (R)	4	1	2.13	13	3	0	0	0	38.0	31	13	9	1	3	11	0	50	2	0
2007	DSL A's-1 (R)	0	0	5.68	2	1	0	0	0	6.1	7	5	4	0	2	3	0	6	2	0
	AZL A's (R)	0	1	5.40	2	2	0	0	0	8.1	9	6	5	2	0	3	0	5	3	0
2008	DSL A's-1 (R)	0	1	1.50	2	1	0	0	0	6.0	6	2	1	0	0	2	0	7	2	0
	AZL A's (R)	3	2	1.41	14	7	0	0	0	51.0	56	17	8	0	1	12	0	36	4	0
2009	Stockton (A)	0	1	3.75	2	2	0	0	0	12.0	12	5	5	0	0	3	0	11	0	0
	Vancouver (A)	6	5	2.38	13	13	0	0	0	72.0	67	30	19	4	1	18	0	64	4	0
2010		(Injured – Did Not Play)																		

**ERIC RASHAD RAMSEY**

**OF**

Goes by "Rashad"  
**Born:** Rome, Georgia, May 10, 1992; **Home:** Summerville, Georgia  
**Bats:** Right; **Throws:** Right; **Height:** 6-1; **Weight:** 185  
**Obtained:** Selected in the Selected in the 20th round of the 2010 First-Year Player Draft

Graduated from Chattooga HS (GA)...signed by Matt Ranson.

Year	Club	AVG.	G	AB	R	H	2B	3B	HR	RBI	SH	SF	HP	BB	SO	SB	CS	SLG	OBP	E
2010	AZL A's (R)	.152	25	66	11	10	0	1	0	4	0	1	0	4	20	6	0	.182	.197	1

PLAYER DEVELOPMENT

## Organizational Players, continued

### ANTHONY VITO RECKER

C

See biography in 2011 Non-Roster Players section.

### MYRIO DOMINICK RICHARD

OF

**Born:** Lake Charles, Louisiana, August 27, 1988; **Home:** Lake Charles, Louisiana

**Bats:** Right; **Throws:** Right; **Height:** 6-2; **Weight:** 187

**Obtained:** Selected in the 9th round of the 2009 First-Year Player Draft

Graduated from Barbe HS...attended Prairie View A&M University...named 2008 Southwestern Athletic Conference Baseball All-Conference Player of the Year...signed by Armann Brown...ranked ninth among A's minor leaguers in batting average.

Year	Club	AVG.	G	AB	R	H	2B	3B	HR	RBI	SH	SF	HP	BB	SO	SB	CS	SLG	OBP	E
2009	Vancouver (A)	.255	53	192	26	49	4	2	1	22	2	5	4	26	41	4	2	.313	.348	1
	AZL A's (R)	.308	4	13	1	4	2	0	0	0	0	0	0	1	3	2	0	.462	.357	0
2010	Kane County (A)	.281	98	359	48	101	27	2	2	34	2	1	6	38	58	11	7	.384	.359	6

### JAMES MARK RICHMOND

RHP

Goes by "Jamie"

**Born:** Toronto, Ontario, Canada, March 23 1986; **Home:** Mississauga, Ontario, Canada

**Bats:** Right; **Throws:** Right; **Height:** 6-3; **Weight:** 206

**Obtained:** Acquired from the Atlanta Braves with pitcher Joey Devine for outfielder Mark Kotsay, January 14, 2008

Graduated from Cawthraw Secondary School (Canada)...attended Texarkana College (TX)...originally selected by Atlanta in the 34th round of the 2004 First-Year Player Draft...signed by Atlanta on May 31, 2005 by Lonnie Goldberg...ranked seventh among South Atlantic League leaders in ERA in 2007...named to Midwest League mid-season All-Star team in 2008...led the ML in innings pitched in 2008...named to 2009 ML Mid-season All-Star team.

Year	Club	W	L	ERA	G	GS	CG	SHO	SV	IP	H	R	ER	HR	HB	BB	IBB	SO	WP	BK
2005	GCL Braves (R)	2	0	3.09	8	0	0	0	0	11.2	7	4	4	0	0	2	0	12	0	0
2006	Danville (R)	7	1	1.21	14	12	0	0	0	67.0	51	11	9	0	0	4	0	52	3	0
2007	Rome (A)	7	6	3.05	25	24	0	0	0	138.2	141	71	47	9	8	25	0	98	8	2
2008	Kane County (A)	7	11	4.79	28	28	1	0	0	163.1	175	99	87	16	11	27	1	98	10	0
2009	Stockton (A)	2	0	5.40	14	0	0	0	1	26.2	31	18	16	7	0	3	0	27	2	0
	Kane County (A)	4	3	2.70	26	0	0	0	4	50.0	48	17	15	3	1	5	1	40	4	0
2010																				

(Injured - Did Not Play)

### JOSE MANUEL RIVERO (SANCHEZ)

OF

**Born:** Caracas, Venezuela, Jan. 8, 1980; **Home:** Margarita Edo Esparta, Venezuela

**Bats:** Right; **Throws:** Right; **Height:** 6-2; **Weight:** 210

**Obtained:** Acquired from Arizona in exchange for cash, December 9, 2010

Attended Colegio Santo Tomas De Villanueva...originally signed by Seattle as a non-drafted free agent, July 2, 2006...signed by Mariners scouts Bob Engle and Pedro Avila...participated in the Venezuelan Summer League in 2007 and led the league in RBI and finished tied for first in extra-base hits...was named a post-season All-Star in the Appalachian League in 2010...was acquired by Arizona in the Triple-A phase of the 2010 Rule 5 Draft, December 9, 2010.

Year	Club	AVG.	G	AB	R	H	2B	3B	HR	RBI	SH	SF	HP	BB	SO	SB	CS	SLG	OBP	E
2007	VSL Mariners (R)	.300	70	240	42	72	12	2	11	61	0	2	21	25	74	4	3	.504	.410	4
2008	Pulaski Mariners (R)	.251	63	223	38	56	5	3	5	33	1	5	9	22	67	6	2	.368	.336	5
2009	AZL Mariners (R)	.143	2	7	1	1	0	1	0	0	0	0	0	1	2	0	0	.429	.250	0
	Everett (A)	.251	62	207	35	52	10	3	4	32	2	2	4	23	66	8	0	.386	.335	2
2010	Everett (A)	.189	17	53	8	10	2	1	0	6	0	0	2	7	20	2	1	.264	.306	0
	Pulaski (A)	.295	46	190	39	56	7	3	7	35	0	0	1	13	54	11	4	.474	.343	1

### KELVIN ALFREDO ROJAS

OF

**Born:** Santo Domingo, Dominican Republic, August 7, 1989; **Home:** Monte Plata, Dominican Republic

**Bats:** Right; **Throws:** Right; **Height:** 6-2; **Weight:** 188

**Obtained:** Signed as a non-drafted free agent, November 26, 2006

Signed by Angel Eusebio.

Year	Club	AVG.	G	AB	R	H	2B	3B	HR	RBI	SH	SF	HP	BB	SO	SB	CS	SLG	OBP	E
2007	DSL A's-2 (R)	.201	53	159	16	32	3	1	2	13	1	2	3	17	42	5	3	.270	.287	8
2008	DSL A's-1 (R)	.216	51	171	22	37	4	3	2	21	1	2	2	11	43	10	1	.310	.269	3
2009	DSL A's (R)	.265	49	162	29	43	12	2	5	20	0	3	7	14	39	8	5	.457	.344	1
2010	DSL A's (R)	.273	3	11	1	3	0	0	1	2	1	0	0	1	0	0	0	.545	.333	0
	AZL A's (R)	.216	16	51	5	11	2	0	0	8	1	0	0	6	11	1	0	.255	.298	0

### ROBIN ANDRES ROSARIO (MATOS)

OF

**Born:** Santo Domingo, Dominican Republic, November 28, 1990; **Home:** Santo Domingo, Dominican Republic

**Bats:** Right; **Throws:** Right; **Height:** 6-2; **Weight:** 170

**Obtained:** Signed as a non-drafted free agent, February 8, 2008

Signed by Juan Carlos De La Cruz.

Year	Club	AVG.	G	AB	R	H	2B	3B	HR	RBI	SH	SF	HP	BB	SO	SB	CS	SLG	OBP	E
2008	DSL A's-2 (R)	.281	42	128	17	36	5	6	0	10	2	0	2	11	25	4	5	.414	.348	3
2009	AZL A's (R)	.163	29	98	15	16	4	2	2	8	0	1	0	10	37	1	0	.306	.239	6
2010																				

(Injured – Did Not Play)

### JOSE GREGORIO SANCHEZ (ORELLANA)

RHP

**Born:** Acarigua, Venezuela, October 24, 1989; **Home:** Acarigua, Venezuela

**Bats:** Right; **Throws:** Right; **Height:** 6-2; **Weight:** 170

**Obtained:** Signed as a non-drafted free agent, July 2, 2006

Signed by Julio Franco and Ruben Barradas.

Year	Club	W	L	ERA	G	GS	CG	SHO	SV	IP	H	R	ER	HR	HB	BB	IBB	SO	WP	BK
2007	DSL A's-2 (R)	0	1	12.15	8	0	0	0	0	6.2	12	13	9	0	5	9	0	9	2	1
	DSL A's-1 (R)	0	0	12.46	3	1	0	0	0	4.1	5	7	6	1	1	5	1	2	0	0
2008	DSL A's-2 (R)	4	3	3.30	12	10	0	0	1	43.2	34	23	16	0	11	24	1	43	13	2
2009	AZL A's (R)	2	0	3.41	15	0	0	0	0	29.0	27	11	11	1	8	17	0	24	6	1
2010																				

(Injured – Did Not Play)

### JONATAN SANTANA (DE LA CRUZ)

IF

**Born:** San Jose de Ocoa, Dominican Republic, May 28, 1988; **Home:** San Cristobal, Dominican Republic

**Bats:** Right; **Throws:** Right; **Height:** 6-0; **Weight:** 160

**Obtained:** Signed as a non-drafted free agent, April 6, 2006

Signed by Bernardino Rosario.

Year	Club	AVG.	G	AB	R	H	2B	3B	HR	RBI	SH	SF	HP	BB	SO	SB	CS	SLG	OBP	E
2006	DSL A's-2 (R)	.180	51	178	17	32	2	2	1	15	0	0	4	15	29	6	2	.230	.259	21
2007	DSL A's-1 (R)	.225	45	120	21	27	2	0	0	9	1	0	1	20	18	6	2	.242	.340	11
2008	DSL A's-1 (R)	.286	59	206	36	59	12	5	1	28	3	4	3	32	30	20	6	.408	.384	22
2009	DSL A's (R)	.265	43	151	25	40	4	3	2	24	2	0	2	11	12	7	6	.371	.323	8
2010																				

(Injured – Did Not Play)

### PATRICK BOWEN SCHULTZ

RHP

Goes by "Bo"

**Born:** Dallas, Texas, September 25, 1985; **Home:** Dallas, Texas

**Bats:** Right; **Throws:** Right; **Height:** 6-3; **Weight:** 216

**Obtained:** Signed as a non-drafted free agent, June 22, 2008

Graduated from Highland Park HS...graduated from Northwestern University...named the 2009 Northwest League Player of the Week from Aug. 31-Sept. 8, 2009.

Year	Club	W	L	ERA	G	GS	CG	SHO	SV	IP	H	R	ER	HR	HB	BB	IBB	SO	WP	BK
2008	AZL A's (R)	4	3	5.24	14	7	0	0	0	44.2	43	33	26	0	1	25	0	30	5	1
2009	Vancouver (A)	2	3	2.66	26	0	0	0	0	44.0	29	19	13	0	4	19	2	48	5	0
2010	Kane County (A)	6	1	2.87	41	0	0	0	0	75.1	57	31	24	2	10	34	3	65	3	2

### LANCE WILLIAM SEWELL

LHP

**Born:** San Antonio, Texas, June 17, 1986; **Home:** Gilbert, Arizona

**Bats:** Left; **Throws:** Left; **Height:** 6-3; **Weight:** 222

**Obtained:** Selected in the 7th round of the 2007 First-Year Player Draft

## Organizational Players, continued

Graduated from Highland HS (TX)...attended San Diego State University...signed by Craig Weissman...played for the Phoenix Desert Dogs of the Arizona Fall League following the 2010 season.

Year	Club	W	L	ERA	G	GS	CG	SHO	SV	IP	H	R	ER	HR	HB	BB	IBB	SO	WP	BK
2007	Vancouver (A)	0	1	4.05	5	0	0	0	0	6.2	5	3	3	1	1	5	0	10	0	0
2008	Kane County (A)	5	5	2.88	26	6	0	0	2	78.0	61	33	25	7	4	28	1	78	9	0
2009	Stockton (A)	1	1	4.36	32	0	0	0	0	43.1	40	21	21	8	4	27	0	8	56	0
2010	Stockton (A)	7	0	1.76	33	0	0	0	0	46.0	30	12	9	5	2	11	0	41	4	0
	Midland (AA)	0	0	3.94	13	0	0	0	0	16.0	18	10	7	0	0	3	0	10	2	0

### AARON LAMONT SHIPMAN

OF

**Born:** Winter Haven, Florida, Jan. 27, 1992; **Home:** Quitman, Georgia

**Bats:** Left; **Throws:** Left; **Height:** 6-1; **Weight:** 185

**Obtained:** Selected in the 3rd round of the 2010 First-Year Player Draft

Graduated from Brooks County HS (GA)...signed by Matt Ranson.

Year	Club	AVG.	G	AB	R	H	2B	3B	HR	RBI	SH	SF	HP	BB	SO	SB	CS	SLG	OBP	E
2010	AZL A's (R)	.118	4	17	2	2	0	0	0	2	0	0	0	0	6	3	0	.118	.118	0

### DONALD JAMES SIMMONS

RHP

Goes by "James"

**Born:** Yorba Linda, California, September 29, 1986; **Home:** Seabrook, Texas

**Bats:** Right; **Throws:** Right; **Height:** 6-3; **Weight:** 219

**Obtained:** Selected in the 1st round (26th selection overall) of the 2007 First-Year Player Draft

Graduated from Norco (CA) High School in 2004...earned all-league honors as a junior and senior...attended UC Riverside and earned Big West Pitcher of the Year honors as a junior...signed by Craig Weissman...pitched for the Arizona Fall League Champion Phoenix Desert Dogs following the 2007 season...was named Texas League Pitcher of the Week, April 28-May 4, 2008...was named to the 2008 TL mid-season All-Star team.

Year	Club	W	L	ERA	G	GS	CG	SHO	SV	IP	H	R	ER	HR	HB	BB	IBB	SO	WP	BK
2007	Midland (A)	0	0	3.94	13	2	0	0	0	29.2	36	16	13	2	1	8	1	23	0	0
2008	Midland (A)	9	6	3.51	25	25	0	0	0	136.0	150	58	53	11	3	32	0	120	3	0
2009	Sacramento (AAA)	7	7	5.72	23	22	1	0	0	119.2	139	81	76	8	4	47	3	81	7	0
2010																				

(Injured – Did Not Play)

### CHRISTOPHER LEE SKAALLEN

RHP

**Born:** Carlsbad, California, March, 9, 1988; **Home:** Carlsbad, California

**Bats:** Right; **Throws:** Right; **Height:** 6-4; **Weight:** 190

**Obtained:** Signed as a free agent to a minor league contract, June 17, 2010

Graduated from Carlsbad HS (Calif.)...attended California State University San Marcos ...is the son of former A's hitting coach, Jim Skaalen.

Year	Club	W	L	ERA	G	GS	CG	SHO	SV	IP	H	R	ER	HR	HB	BB	IBB	SO	WP	BK
2010	AZL A's (R)	0	0	8.68	9	0	0	0	0	9.1	20	13	9	0	1	5	0	8	3	0

### KENNETH JAMES SMALLEY

RHP

Goes by "Kenny"

**Born:** Geneva, Illinois, June 25, 1987; **Home:** Mt. Morris, Illinois

**Bats:** Right; **Throws:** Right; **Height:** 6-2; **Weight:** 223

**Obtained:** Selected in the 24th round of the 2008 First-Year Player Draft

Graduated from St. Charles HS (IL)...attended Delta State University...signed by Kelcey Mucker...named to 2009 Midwest League mid-season and post-season All-Star teams...finished second in the ML in ERA and seventh in strikeouts, however issued the seventh most walks in the league...led A's farmhands in ERA and ranked fifth in strikeouts, tied for seventh in wins and ranked ninth in innings pitched in 2009.

Year	Club	W	L	ERA	G	GS	CG	SHO	SV	IP	H	R	ER	HR	HB	BB	IBB	SO	WP	BK
2008	Vancouver (A)	5	1	3.07	20	0	0	0	1	29.1	19	11	10	2	1	12	0	34	3	0
2009	Kane County (A)	9	8	2.73	29	21	0	0	0	131.2	109	49	40	6	9	60	1	119	9	0
2010	Stockton (A)	3	6	6.46	18	12	0	0	0	76.2	85	57	55	13	0	41	0	64	7	0
	Kane County (A)	0	2	5.88	13	3	0	0	0	26.0	27	17	17	3	0	15	0	23	0	0

**MURPHY ALEXANDER SMITH****RHP****Born:** Clifton Park, New York, August 25, 1987; **Home:** Clifton Park, New York**Bats:** Right; **Throws:** Right; **Height:** 6-3; **Weight:** 213**Obtained:** Selected in the 13th round of the 2009 First-Year Player Draft

Graduated from Shenendehowa HS...attended Binghamton University...was the America East Conference Pitcher of the Year in 2009 at Binghamton after leading the league in wins (7), strikeouts (84) and ERA (3.12)...signed by Marc Sauer...ranked among A's minor leaguers in wins (2<sup>nd</sup>), innings pitched (5<sup>th</sup>) and strikeouts (9<sup>th</sup>) in 2010.

Year	Club	W	L	ERA	G	GS	CG	SHO	SV	IP	H	R	ER	HR	HB	BB	IBB	SO	WP	BK
2009	Kane County (A)	2	2	4.75	9	9	0	0	0	36.0	40	19	19	2	1	17	0	31	1	0
	Vancouver (A)	0	0	0.00	1	1	0	0	0	4.0	2	1	0	0	0	1	0	5	0	1
	AZL A's (R)	0	1	6.00	3	2	0	0	0	6.0	6	4	4	1	1	0	0	4	0	0
2010	Stockton (A)	3	5	6.19	10	9	0	0	0	48.0	72	38	33	4	3	12	1	34	6	0
	Kane County (A)	8	2	3.64	17	16	0	0	0	96.1	91	50	39	1	8	25	1	70	1	2

**PAUL JOSEPH SMYTH****RHP****Born:** Templeton, California, April 1, 1987; **Home:** Atascadero, California**Bats:** Right; **Throws:** Right; **Height:** 6-0; **Weight:** 210**Obtained:** Selected in the 35th round of the 2009 First-Year Player Draft

Graduated from Atascadero HS...attended University of Kansas...selected All-Big 12 Honor Merit Mention as well as Academic All-Big 12 in 2007 and 2008...signed by Yancy Ayres...ranked 6<sup>th</sup> in saves among 2009 A's minor leaguers...finished tied for second in saves and fifth among California League relievers in opponents batting average in 2010...led all A's farmhands in saves in 2010.

Year	Club	W	L	ERA	G	GS	CG	SHO	SV	IP	H	R	ER	HR	HB	BB	IBB	SO	WP	BK
2009	Kane County (A)	1	0	0.00	5	0	0	0	2	7.0	2	0	0	0	0	0	0	7	0	0
	Vancouver (A)	1	0	0.00	20	0	0	0	9	29.1	12	0	0	0	1	4	1	37	0	0
2010	Stockton (A)	3	6	3.01	58	0	0	0	28	77.2	68	35	26	4	4	21	4	94	6	0

**WILFRIDO DANIEL SOSA****IF****Born:** San Pedro De Macoris, Dominican Republic, October 24, 1988; **Home:** San Pedro De Macoris, Dominican Republic**Bats:** Right; **Throws:** Right; **Height:** 6-2; **Weight:** 170**Obtained:** Signed as a non-drafted free agent, November 21, 2006

Signed by Amaury Reyes.

Year	Club	AVG.	G	AB	R	H	2B	3B	HR	RBI	SH	SF	HP	BB	SO	SB	CS	SLG	OBP	E
2007	DSL A's-2 (R)	.264	56	182	24	48	10	0	1	18	1	1	6	27	41	10	11	.335	.375	23
2008	DSL A's-1 (R)	.129	19	62	13	8	6	0	0	5	0	1	3	10	15	2	1	.226	.276	8
	AZL A's (R)	.200	31	95	8	19	6	2	0	13	3	2	4	8	33	3	0	.305	.284	10
2009	Vancouver(A)	.213	41	141	23	30	10	0	2	19	5	2	4	12	49	3	1	.326	.289	13
2010																				

(Injured – Did Not Play)

**JUSTIN RICHARD SOUZA****RHP****Born:** Stockton, CA, Oct. 22, 1985; **Home:** Galt, California**Bats:** Right; **Throws:** Right; **Height:** 6-1; **Weight:** 200**Obtained:** Acquired from the Seattle Mariners for Jack Hannahan, July 11, 2009

Graduated from Galt HS (CA) in 2003...was a second-team All-League Selection and MVP his senior season...attended American River College and Sacramento City College...named to the first-team All-Big 7 Conference in California...was originally selected by the Seattle Mariners organization in the 9th round of the First-Year Player Draft...signed by Seattle scout Stacey Pettis...led Midwest League relievers with an average of 0.80 walks per nine innings at Wisconsin in 2007...earned the 2007 Ellis Award, along with Tony Butler, for involvement in the community...finished ranked eighth in saves among 2010 A's farmhands.

Year	Club	W	L	ERA	G	GS	CG	SHO	SV	IP	H	R	ER	HR	HB	BB	IBB	SO	WP	BK
2006	Everett (A)	2	2	4.99	17	0	0	0	1	30.2	32	21	17	5	2	13	2	33	2	0
	Wisconsin (A)	5	5	4.73	49	3	0	0	2	91.1	119	65	48	12	5	8	1	58	7	1
2008	Wisconsin (A)	3	3	3.69	30	0	0	0	4	39.0	36	20	16	3	5	13	2	40	0	1
	Tacoma (AAA)	0	0	2.08	2	0	0	0	0	4.1	4	1	1	0	0	0	0	3	0	0
	High Desert (a)	2	1	4.31	12	5	0	0	0	39.2	46	20	19	5	2	13	0	39	2	0
2009	West Tennessee (AA)	6	6	3.35	20	14	0	0	0	78.0	73	34	29	4	8	18	0	62	0	0
	Midland (AA)	0	2	10.35	5	5	0	0	0	20.0	32	28	23	1	2	10	0	13	1	1
2010	Sacramento (AAA)	0	0	8.00	5	0	0	0	0	9.0	8	11	8	2	1	6	1	7	0	0
	Midland (AA)	2	2	3.38	28	0	0	0	6	40.0	35	17	15	1	0	20	2	38	3	0

## Organizational Players, continued

### MICHAEL DENNIS SPINA

IF

**Born:** Newberry, Florida, December 17, 1986; **Home:** Newberry, Florida

**Bats:** Right; **Throws:** Right; **Height:** 6-0; **Weight:** 231

**Obtained:** Selected in the 11th round of the 2009 First-Year Player Draft

Graduated from Newberry HS...attended Florida CC...attended University of Cincinnati...signed by Rich Sparks...ranked second among A's minor leaguers in home runs, fourth in RBI, total bases and extra-base hits, eighth in slugging percentage and ninth in walks.

Year	Club	AVG.	G	AB	R	H	2B	3B	HR	RBI	SH	SF	HP	BB	SO	SB	CS	SLG	OBP	E
2009	Kane County (A)	.255	52	184	21	47	10	0	7	28	0	5	5	25	48	1	0	.424	.352	10
	AZL A's (R)	.500	2	6	1	3	1	0	0	0	0	0	0	0	0	0	0	.667	.500	2
2010	Stockton (A)	.253	135	514	74	130	27	1	23	88	0	3	13	64	142	1	0	.444	.348	17

### MAX ROBERT STASSI

C

See biography in 2011 Non-Roster Players section.

### MICKY CHARLES STOREY

RHP

**Born:** Ft. Lauderdale, Florida, March 16, 1986; **Home:** Pompano Beach, Florida

**Bats:** Right; **Throws:** Right; **Height:** 6-1; **Weight:** 174

**Obtained:** Selected in the 31st round of the 2008 First-Year Player Draft

Graduated from Deerfield Beach HS (FL)...attended Florida Atlantic University...signed by Trevor Schaffer...led A's farmhands with 18 saves in 2009...played for Phoenix in the Arizona Fall League following the 2009 season...finished ranked sixth in saves among 2010 A's farmhands...played for Bravos de Margarita of the Venezuelan Winter League following the 2010 season.

Year	Club	W	L	ERA	G	GS	CG	SHO	SV	IP	H	R	ER	HR	HB	BB	IBB	SO	WP	BK
2008	AZL A's (R)	2	2	3.27	14	0	0	0	1	22.0	17	8	8	2	1	6	0	23	1	0
2009	Sacramento (AAA)	0	0	0.00	2	0	0	0	0	3.0	0	0	0	0	0	0	0	4	0	0
	Midland (AA)	1	0	0.00	4	0	0	0	0	7.2	3	0	0	0	1	1	0	9	0	0
	Stockton (A)	1	1	2.28	22	0	0	0	9	23.2	19	10	6	2	1	6	0	35	1	0
	Kane County (A)	0	0	0.52	13	0	0	0	9	17.1	5	1	1	0	2	1	0	23	0	0
2010	Sacramento (AAA)	1	1	5.54	11	0	0	0	1	13.0	15	10	8	3	0	5	0	14	1	1
	Midland (AA)	5	4	3.30	43	1	0	0	8	71.0	58	31	26	5	3	22	2	63	5	1

### DANIEL STEVEN STRAILY

RHP

**Born:** Springfield, Oregon, December 1, 1988; **Home:** Springfield, Oregon

**Bats:** Right; **Throws:** Right; **Height:** 6-2; **Weight:** 221

**Obtained:** Selected in the 24th round of the 2009 First-Year Player Draft

Graduated from Springfield HS, where he was named to the second-team All-Mid-Western League...attended Western Oregon University...attended Marshall University...signed by Matt Ranson...earned Northwest League Pitcher of the Week honors, from August 24-31, 2009...finished ranked second in strikeouts, tied for second in games started and tied for fourth in innings pitched among ML leaders in 2010...ranked second in strikeouts, tied for third in wins and fourth in innings pitched among A's farmhands in 2010.

Year	Club	W	L	ERA	G	GS	CG	SHO	SV	IP	H	R	ER	HR	HB	BB	IBB	SO	WP	BK
2009	Vancouver (A)	5	3	4.12	16	11	0	0	0	59.0	66	27	27	5	5	18	0	66	2	0
2009	Vancouver (A)	5	3	4.12	16	11	0	0	0	59.0	66	27	27	5	5	18	0	66	2	0
2010	Kane County (A)	10	7	4.32	28	28	0	0	0	148.0	138	75	71	13	7	61	3	149	10	1

### MATTHEW ROBERT SULENTIC

OF

**Born:** Voorhees, New Jersey, October 6, 1987; **Home:** Dallas, Texas

**Bats:** Left; **Throws:** Right; **Height:** 5-10; **Weight:** 188

**Obtained:** Selected in the 3rd round of the 2006 First-Year Player Draft

Graduated from Hillcrest HS (TX)...signed by Blake Davis...ranked among California League leaders in batting average (8th) in 2008.

Year	Club	AVG.	G	AB	R	H	2B	3B	HR	RBI	SH	SF	HP	BB	SO	SB	CS	SLG	OBP	E
2006	Vancouver (A)	.354	38	144	24	51	10	1	2	22	3	1	0	14	30	3	4	.479	.409	4
	Kane County (A)	.235	30	98	12	23	4	1	1	13	0	1	2	12	19	1	2	.327	.327	2
2007	Kane County (A)	.175	56	206	14	36	6	0	1	16	0	0	3	13	37	2	0	.218	.234	3
	Vancouver (A)	.261	71	276	41	72	19	2	4	40	1	2	3	42	79	2	5	.388	.362	2
2008	Stockton (A)	.309	95	343	52	106	24	4	9	55	3	2	3	30	91	7	2	.481	.368	3
2009	Midland (AA)	.288	113	413	60	119	21	5	7	52	1	6	4	35	103	21	9	.414	.345	6
2010	Midland (AA)	.275	123	440	55	121	18	3	1	45	3	3	2	49	109	11	5	.348	.336	4

### DANIEL ANTHONY TENHOLDER

RHP

**Born:** Clarksville, Tennessee, July 6, 1988; **Home:** Clarksville, Tennessee

**Bats:** Right; **Throws:** Right; **Height:** 6-2; **Weight:** 202

**Obtained:** Selected in the 19th round of the 2009 First-Year Player Draft

Graduated from Rossvieview HS...attended Austin Peay State University...named All-Ohio Valley Conference second team selection and led the conference with nine saves in 2009...signed by Matt Ranson.

Year	Club	W	L	ERA	G	GS	CG	SHO	SV	IP	H	R	ER	HR	HB	BB	IBB	SO	WP	BK
2009	AZL A's (R)	0	2	5.26	19	0	0	0	1	25.2	31	17	15	1	4	10	1	26	0	0
2010	Vancouver (A)	4	0	1.86	24	0	0	0	2	38.2	26	12	8	0	2	11	3	38	0	0

### DANIEL KYLE THOMAS

RHP

**Born:** Tampa, Florida, February 10, 1986; **Home:** Lakeland, Florida

**Bats:** Right; **Throws:** Right; **Height:** 6-2; **Weight:** 199

**Obtained:** Selected in the 13th round of the 2008 First-Year Player Draft

Attended University of South Florida...signed by Trevor Schaffer.

Year	Club	W	L	ERA	G	GS	CG	SHO	SV	IP	H	R	ER	HR	HB	BB	IBB	SO	WP	BK
2008	Vancouver (A)	2	1	2.41	13	0	0	0	0	18.2	11	5	5	0	1	9	0	20	0	0
2009	Stockton (A)	0	1	13.50	5	0	0	0	1	3.1	7	7	5	2	0	3	0	6	0	0
	Kane County (A)	0	1	5.23	15	0	0	0	4	20.2	22	12	12	0	1	12	3	23	0	0
	AZL A's (R)	0	0	4.50	2	1	0	0	0	2.0	1	1	1	0	0	1	0	2	0	0
2010	Stockton (A)	0	0	8.71	9	0	0	0	1	10.1	7	11	10	0	2	13	1	13	3	0

### DAVID LEE THOMAS

OF

**Born:** Winston-Salem, North Carolina, July 29, 1986; **Home:** Winston-Salem, North Carolina

**Bats:** Switch; **Throws:** Right; **Height:** 5-11; **Weight:** 189

**Obtained:** Selected in the 14th round of the 2008 First-Year Player Draft

Graduated from Ledford HS (NC)...attended Catawba College...signed by Neil Avent...ranked among Northwest League leaders in doubles (T-6th) in 2008.

Year	Club	AVG.	G	AB	R	H	2B	3B	HR	RBI	SH	SF	HP	BB	SO	SB	CS	SLG	OBP	E
2008	AZL A's (R)	.462	5	13	3	6	2	0	0	3	1	0	0	2	1	1	0	.615	.533	1
	Vancouver (A)	.290	57	207	30	60	18	2	2	32	5	6	8	29	43	7	4	.425	.388	2
2009	Stockton (A)	.218	46	165	22	36	6	2	2	19	6	2	6	16	42	3	1	.315	.307	1
	Kane County (A)	.273	36	139	26	38	5	1	4	13	1	1	2	13	21	7	4	.410	.342	1
2010	Midland (AA)	.333	1	3	1	1	1	0	0	2	0	0	0	1	0	0	0	.667	.333	0
	AZL A's (R)	.357	3	14	4	5	0	0	1	4	0	0	0	1	7	1	0	.571	.400	0
	Stockton (A)	.233	65	223	40	52	14	4	2	30	5	1	10	22	41	6	5	.359	.328	3

### ANTHONY M. THOMPSON

IF

**Born:** Monterey, California, Dec. 19, 1988; **Home:** Reno, Nevada

**Bats:** Right; **Throws:** Right; **Height:** 6-4; **Weight:** 220

**Obtained:** Selected in the 6th round of the 2010 First-Year Player Draft

Graduated from Galena HS (NV)...attended the University of Kansas...was first-team All-Big 12, named Ping! Baseball All-America second team and NCBWA and Louisville Slugger All-America third teams in 2009...recorded the first triple crown in Big 12 history, leading the league in batting average (.389), home runs (21) and RBI (82) in 2009...named 2010 Northwest League Player of the Week for the period ending July 12...signed by Yancy Ayres.

Year	Club	AVG.	G	AB	R	H	2B	3B	HR	RBI	SH	SF	HP	BB	SO	SB	CS	SLG	OBP	E
2010	Vancouver (A)	.246	62	236	30	58	11	0	3	21	0	0	3	23	43	1	1	.331	.321	21



## Organizational Players, continued

### MATTHEW DEREK THOMSON

RHP

**Born:** Santa Rosa, California, March, 22, 1988; **Home:** Santa Rosa, California

**Bats:** Right; **Throws:** Right; **Height:** 6-4; **Weight:** 200

**Obtained:** Selected in the 12th round of the 2010 First-Year Player Draft

Graduated from El Molino HS (CA)...attended Santa Rosa Community College...attended the University of San Diego...signed by Eric Martins....was named Northwest League Pitcher of the Week for the periods ending July 19, Aug. 9 and Aug. 30, 2010.

Year	Club	W	L	ERA	G	GS	CG	SHO	SV	IP	H	R	ER	HR	HB	BB	IBB	SO	WP	BK
2010	Stockton (A)	1	0	0.00	1	1	0	0	0	5.0	2	0	0	0	0	2	0	10	0	0
	Vancouver (A)	3	2	2.15	12	9	0	0	0	46.0	35	13	11	0	2	8	0	61	2	1

### ZACHARY J. THORNTON

RHP

**Born:** Los Angeles, California, May 19, 1988; **Home:** Oak Park, California

**Bats:** Right; **Throws:** Right; **Height:** 6-4; **Weight:** 210

**Obtained:** Selected in the 23rd round of the 2010 First-Year Player Draft

Graduated from Oak Park HS (CA)...attended Ventura CC...attended the University of Oregon...signed by Jim Coffman.

Year	Club	W	L	ERA	G	GS	CG	SHO	SV	IP	H	R	ER	HR	HB	BB	IBB	SO	WP	BK
2010	AZL A's (R)	0	0	0.00	3	0	0	0	0	3.1	2	0	0	0	0	0	0	2	0	0
	Vancouver (A)	2	2	4.39	15	0	0	0	0	26.2	33	21	13	2	1	8	1	29	1	0

### WESLEY R. TIMMONS

IF

See biography in 2011 Non-Roster Players section.

### STEVEN WAYNE TOLLESON

IF

See biography in 2011 Non-Roster Players section.

### JORDAN R. TRIPP

OF

**Born:** Arteria, California, Oct. 27, 1989; **Home:** La Palma, California

**Bats:** Right; **Throws:** Right; **Height:** 6-4; **Weight:** 215

**Obtained:** Selected in the 7th round of the 2010 First-Year Player Draft

Graduated from Los Alamitos HS (CA)...attended Golden West College...signed by Eric Martins.

Year	Club	AVG.	G	AB	R	H	2B	3B	HR	RBI	SH	SF	HP	BB	SO	SB	CS	SLG	OBP	E
2010	Vancouver (A)	.125	18	56	9	7	1	0	0	2	2	0	2	7	21	0	2	.143	.246	1
	AZL A's (R)	.261	13	46	8	12	3	1	1	7	0	0	2	4	16	0	0	.435	.346	0

### DREW TYSON

RHP

**Born:** Lawrenceville, Georgia, Aug. 11, 1989; **Home:** Woodstock, Georgia

**Bats:** Right; **Throws:** Right; **Height:** 6-4; **Weight:** 190

**Obtained:** Selected in the 17th round of the 2010 First-Year Player Draft

Graduated from Etowah HS (GA)...attended Reinhardt College...became first-ever Reinhardt player to be selected in the MLB First-Year Player Draft...signed by Matt Ranson.

Year	Club	W	L	ERA	G	GS	CG	SHO	SV	IP	H	R	ER	HR	HB	BB	IBB	SO	WP	BK
2010	AZL A's (R)	1	0	1.33	13	0	0	0	1	27.0	21	4	4	0	1	3	0	41	2	1
	Vancouver (A)	0	0	1.00	6	0	0	0	0	9.0	10	1	1	0	1	4	0	8	1	0

### JEFFREY ROBERT URLAUB

LHP

**Born:** Scottsdale, Arizona, April 24, 1987; **Home:** Scottsdale, Arizona

**Bats:** Left; **Throws:** Left; **Height:** 6-1; **Weight:** 175

**Obtained:** Selected in the 30th round of the 2010 First-Year Player Draft

Graduated from Horizon HS (AZ)...attended Arizona State University...attended Grand Canyon University...signed by Jeremy Schied.

Year	Club	W	L	ERA	G	GS	CG	SHO	SV	IP	H	R	ER	HR	HB	BB	IBB	SO	WP	BK
2010	AZL A's (R)	1	0	2.39	15	0	0	0	2	26.1	23	10	7	0	2	3	1	26	2	1

**TYLER FRANCIS VAIL**

**RHP**

**Born:** Easton, Pennsylvania, Nov. 3, 1991; **Home:** Easton, Pennsylvania  
**Bats:** Right; **Throws:** Right; **Height:** 6-2; **Weight:** 190  
**Obtained:** Selected in the 5th round of the 2010 First-Year Player Draft

Graduated from Notre Dame HS (PA)...signed by Marc Sauer.

Year	Club	W	L	ERA	G	GS	CG	SHO	SV	IP	H	R	ER	HR	HB	BB	IBB	SO	WP	BK
2010	AZL A's (R)	0	2	3.13	13	10	0	0	0	31.2	26	14	11	1	6	8	0	29	7	0

**PEDRO VIDAL (AMADOR)**

**RHP**

**Born:** San Juan De La Maguana, Dominican Republic, July 31, 1987; **Home:** San Juan De La Maguana, Dominican Republic  
**Bats:** Right; **Throws:** Right; **Height:** 6-3; **Weight:** 194  
**Obtained:** Signed as a non-drafted free agent, June 7, 2006

Signed by Juan Carlos De La Cruz.

Year	Club	W	L	ERA	G	GS	CG	SHO	SV	IP	H	R	ER	HR	HB	BB	IBB	SO	WP	BK
2006	DSL A's-1 (R)	0	0	4.91	4	0	0	0	0	11.0	9	6	6	0	2	0	4	0	0	0
	DSL A's-2 (R)	2	2	2.36	6	6	2	0	0	34.1	33	10	9	0	1	4	0	22	2	0
2007	DSL A's-2 (R)	1	5	2.43	9	9	0	0	0	40.2	37	20	11	1	1	7	1	31	2	1
	DSL A's-1 (R)	0	0	2.60	7	4	0	0	0	34.2	31	12	10	1	0	12	0	15	2	0
2008	DSL A's-2 (R)	0	1	1.80	3	2	0	0	0	15.0	8	4	3	1	1	4	0	11	1	0
	AZL A's (R)	1	0	2.95	14	5	0	0	0	39.2	30	21	13	5	2	10	0	32	3	0
2009	Vancouver (A)	0	1	10.24	6	0	0	0	0	9.2	13	11	11	2	0	4	1	8	0	0
	AZL A's (R)	0	1	3.71	13	0	0	0	3	17.0	22	11	7	1	2	3	0	23	3	1
2010	Vancouver (A)	4	0	2.92	24	0	0	0	0	37.0	46	16	12	0	0	10	0	31	3	0

**NEIL K. WAGNER**

**RHP**

**Born:** Minneapolis, Minnesota, Jan. 1, 1984; **Home:** Eden Prairie, Minnesota  
**Bats:** Right; **Throws:** Right; **Height:** 6-0; **Weight:** 195  
**Obtained:** Acquired from Cleveland in exchange for cash, May 14, 2010

Graduated from Eden Prairie HS (MN)...attended North Dakota State University...broke NDSU school records for career saves (18), single-season saves (12 in 2004) and single-season appearances (28 in 2004)...was a two-time North Central Conference Pitcher of the Week in 2004 and was named to first-team All-NCC and all-Central Region that year...was selected by Cleveland in the 21st round of the 2005 First-Year Player Draft...signed by Indians scout Les Pajari...named to the 2006 Topps/Minor League Baseball Short-A/Rookie All-Star Team...played for the Surprise Rafters of the Arizona Fall League following the 2008 season.

Year	Club	W	L	ERA	G	GS	CG	SHO	SV	IP	H	R	ER	HR	HB	BB	IBB	SO	WP	BK
2006	Mahoning Valley (A)	0	1	1.39	26	0	0	0	17	32.1	16	5	5	1	0	9	0	50	2	0
2007	Lake County (A)	1	4	3.68	34	0	0	0	11	44.0	41	21	18	3	3	11	0	49	1	0
	Kinston (A)	0	0	3.00	16	0	0	0	0	24.0	17	8	8	2	0	6	0	18	1	0
2008	Kinston (A)	3	6	4.50	41	0	0	0	3	62.0	67	34	31	1	1	21	0	81	5	1
	Akron (AAA)	0	2	3.60	7	0	0	0	0	10.0	10	5	4	1	0	4	0	11	0	0
2009	Akron (AAA)	1	3	2.95	46	0	0	0	2	61.0	48	24	20	3	1	32	2	69	6	0
2010	Akron (AAA)	1	1	6.28	13	0	0	0	4	14.1	17	12	10	0	1	7	0	15	0	0
	Midland (AA)	6	2	3.70	33	0	0	0	1	48.2	55	25	20	1	0	27	4	45	3	0

**KENT WAYNE WALTON**

**OF**

**Born:** Redlands, California, December 11, 1986; **Home:** Mesa, Arizona  
**Bats:** Right; **Throws:** Right; **Height:** 5-11; **Weight:** 199  
**Obtained:** Selected in the 23rd round of the 2009 First-Year Player Draft

Graduated from Yucaipa HS (Yucaipa, AZ)...attended Brigham Young University...signed Jeremy Scheid...finished among Northwest League leaders in doubles (T-3rd), hits (T-7th) and total bases (T-10th).

Year	Club	AVG.	G	AB	R	H	2B	3B	HR	RBI	SH	SF	HP	BB	SO	SB	CS	SLG	OBP	E
2009	Vancouver (A)	.296	67	270	28	80	20	1	2	36	1	3	2	19	45	5	2	.400	.344	0
2010	Kane County (A)	.270	52	204	25	55	18	2	2	32	0	3	6	14	49	4	2	.407	.330	2
	Stockton (A)	.257	41	140	18	36	7	0	3	17	1	1	0	14	35	4	1	.371	.323	0

**JEMILE NYKIWA WEEKS**

**IF**

See biography in 2011 Non-Roster Players section.

PLAYER DEVELOPMENT

## Organizational Players, continued

### JOHN WESLEY WHITAKER

OF

Goes by "Josh"

**Born:** Augusta, Georgia, Feb. 8, 1989; **Home:** Grovetown, Georgia

**Bats:** Right; **Throws:** Right; **Height:** 6-3; **Weight:** 230

**Obtained:** Selected in the 25th round of the 2010 First-Year Player Draft

Graduated from Augusta Christian HS (GA)...attended Kennesaw State University...signed by Matt Ranson.

Year	Club	AVG.	G	AB	R	H	2B	3B	HR	RBI	SH	SF	HP	BB	SO	SB	CS	SLG	OBP	E
2010	AZL A's (R)	.333	10	39	4	13	6	0	0	4	0	0	0	2	7	1	0	.487	.366	
	Vancouver (A)	.232	43	142	19	33	5	0	4	22	3	3	1	16	40	6	2	.352	.309	

### FABIAN WILLIAMSON

RHP

**Born:** Panorama City, California, Oct. 20, 1988; **Home:** Sun Valley, California

**Bats:** Right; **Throws:** Left; **Height:** 6-2; **Weight:** 175

**Obtained:** Acquired from the Boston Red Sox in exchange for OF Eric Patterson, June 26, 2010

Graduated from Kennedy HS (CA) in 2006...was named First Team All-City in 2005 and 2006...originally selected by Seattle in the 22nd round of the 2006 First-Year Player Draft...signed by Mariners scouts Phil Pote and Greg Whitworth...finished among Arizona League leaders in strikeouts (T-2nd), innings pitched (2nd) and ERA (9th) in 2007...ranked 5th among Appalachian League leaders in strikeouts in 2008...was traded to the Red Sox for David Aardsma prior to the 2009 season...ranked among Red Sox minor leaguers in wins (T-2nd) and strikeouts (3rd) in 2009.

Year	Club	W	L	ERA	G	GS	CG	SHO	SV	IP	H	R	ER	HR	HB	BB	IBB	SO	WP	BK
2007	AZL Mariners (R)	6	2	3.43	14	12	0	0	0	65.2	68	32	25	3	2	25	0	73	8	3
	Wisconsin (A)	0	0	0.00	1	1	0	0	0	6.0	3	0	0	0	1	2	0	4	0	0
2008	Pulaski (R)	4	3	4.10	11	11	0	0	0	52.2	57	26	24	6	2	27	0	67	10	1
2009	Greenville (A)	10	5	2.42	28	12	0	0	5	108.0	71	34	29	3	2	53	0	104	4	2
2010	Salem (A)	4	3	3.72	14	14	0	0	0	65.1	58	30	27	3	2	34	0	40	3	1
	Stockton (A)	5	2	4.57	13	13	0	0	0	63.0	67	35	32	6	4	45	0	49	5	0

### MICHAEL JOSE YNOA (VENTURA)

RHP

**Born:** Puerto Plata, Dominican Republic, September 24, 1991; **Home:** Puerto Plata, Dominican Republic


**Bats:** Right; **Throws:** Right; **Height:** 6-7; **Weight:** 211

**Obtained:** Signed as a non-drafted free agent, July 2, 2008

Signed by Raymond Abreu.

Year	Club	W	L	ERA	G	GS	CG	SHO	SV	IP	H	R	ER	HR	HB	BB	IBB	SO	WP	BK
2009																				
2010	AZL A's (R)	0	1	5.00	3	3	0	0	0	9.0	6	5	5	1	1	4	0	11	3	0

*Craig Breslow (left) receives the Dave Stewart Community Service Award for his work with the "Strike 3 Foundation".*



**MISCELLANEOUS**

# OAKLAND-ALAMEDA COUNTY COLISEUM



The Oakland-Alameda County Coliseum plays host to concerts, conventions and other large gatherings in addition to serving as the home for the Oakland Athletics and Oakland Raiders.

The A's have used the facility to their advantage over the years, posting the fifth best home record (579-393, .596) in the Major Leagues over the last 12 seasons. In 2003, the A's set an Oakland record for home wins as they finished with a 57-24 (.704) record in the Coliseum, marking the most home wins in franchise history since 1931 when the Philadelphia Athletics went 60-15 at home. In addition, two of the A's World Championships have been clinched on the Coliseum's turf. The Coliseum's exceptional sight lines, fine weather and sizable staging areas have all contributed to its popularity among performers, promoters and the Bay Area public.

The facility is conveniently located adjacent to I-880 with two exits (Hegenberger Road/66th Avenue) leading directly to the complex. Along with the Oracle Arena, which is located adjacently, it is the only major entertainment facility with a dedicated stop on the Bay Area Rapid Transit (BART) system. The Oakland International Airport is less than a two-mile drive from the Coliseum with shuttle service to several local hotels and restaurants.

In October of 1995, the Coliseum began a one-year, \$120 renovation project that added 22,000 new seats, 90 luxury suites, two private clubs and two state-of-the-art scoreboards.

The first crowd filled the Oakland-Alameda County Coliseum on Sept. 8, 1966, when the AFL's Oakland Raiders played the Kansas City Chiefs. The adjacent arena celebrated its grand opening on Nov. 9, 1966, when the Oakland Seals met the San Diego Gulls in hockey. In the ensuing 44 years, the facility has hosted every conceivable event in the entertainment industry. Audiences numbering nearly 100 million have made the Coliseum and Arena the premier entertainment facilities in Northern California.

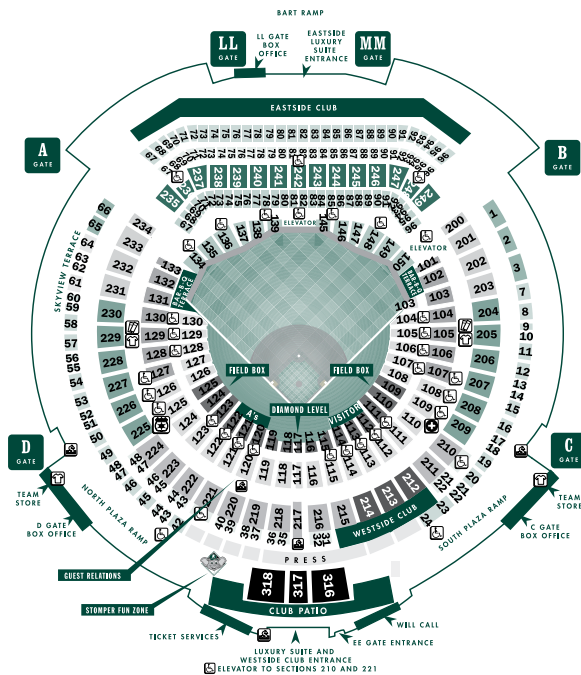
The Coliseum is currently one of only two stadiums in the country that houses both a MLB and NFL team, the others being Sun Life Stadium in Miami, Fla. (Marlins and Dolphins).

## OAKLAND-ALAMEDA COUNTY COLISEUM QUICK FACTS

**Location:** Adjacent to 880 freeway between Hegenberger Road and 66th Avenue  
**Seating Capacities:** 35,067 (baseball); 63,024 (football); 70,000 (concerts)  
**Parking Capacity:** 8500 slots  
**Ground Breaking:** April 15, 1964  
**First Event:** Oakland Raiders vs. Kansas City Chiefs, Sept. 8, 1966  
**First Baseball Game:** Oakland A's vs. Baltimore Orioles, Apr. 17, 1968  
**Complex Area:** 120 acres  
**Surface:** Natural Grass  
**Elevation:** 22' below sea level

### STADIUM DIMENSIONS

<b>Left Field Line:</b> 330 feet	<b>Right Field Line:</b> 330 feet
<b>Straight Away Left Field:</b> 367 feet	<b>Straight Away Right Field:</b> 367 feet
<b>Left Center Field:</b> 362	<b>Right Center Field:</b> 362 feet
<b>Left Center Power Alley:</b> 388 feet	<b>Right Center Power Alley:</b> 388 feet
<b>Straight Away Center Field:</b> 400 feet	
<b>Height of Wall:</b> 8 feet down the lines and to center field; 15 feet in the alleys	
<b>Distance Between First and Third Base to Bullpen Mounds:</b> 100 feet	
<b>Distance Between First and Third Base to Middle of Dugouts:</b> 75 feet	



- MVP INFIELD 109-125 rows 1 to 20
- FIELD LEVEL 108-126 rows 21 to 38
- FIELD LEVEL 103-108 and 126-130
- FIELD LEVEL OUTFIELD 101-107 and 127-133
- PLAZA INFIELD 208-211 and 215-224
- PLAZA CLUB 212-214

- PLAZA LEVEL 204-209 and 225-230
- PLAZA OUTFIELD 200-203 and 231-234
- BLEACHERS 134-150
- PLAZA RESERVED 235-249
- VALUE DECK 316-318

- LOGE SUITES
- CLUB SUITES
- PLAZA SUITES
- SKYVIEW TERRACE 61-64
- LOGE SEATS 1-3, 65-66

- ♿ Wheelchair Access
- 👮 Security
- 🚑 First Aid
- 🏧 ATM
- 🛍 Merchandise Store
- 🎫 Advance Ticket Kiosk

## OAKLAND-ALAMEDA COUNTY COLISEUM BATTING PRACTICE SCHEDULE

	12:35 Game Time	1:05 Game Time	5:05 Game Time	6:05 Game Time	7:05 Game Time	7:35 Game Time
Auto Gates Open	10:00	10:30	2:30	3:30	4:30	5:00
A's Hit	Until 11:10	Until 11:40	Until 3:40	Until 4:40	Until 5:40	Until 6:10
Visitors Hit	11:10 - 11:50	11:40 - 12:20	3:40-4:20	4:40-5:20	5:40 - 6:20	6:10 - 6:50
A's Infield	11:50 am - Noon	12:20 - 12:30	4:20-4:30	5:20-5:30	6:20 - 6:30	6:50 - 7:00
Visitors Infield	Noon - 12:10	12:30 - 12:40	4:30-4:40	5:30-5:40	6:30 - 6:40	7:00 - 7:10

## OAKLAND-ALAMEDA COUNTY COLISEUM GROUND RULES

- Fly ball striking foul poles and/or screen above fence ..... Home Run
- Ball sticking or going behind fence padding in right or left field ..... Two Bases
- Ball going into bullpen bench and rebounding on to playing field ..... In Play
- Ball remaining on or under bullpen bench ..... Two Bases
- Ball hitting any portion of the fence or screen in back of home plate ..... In Play

## OAKLAND-ALAMEDA COUNTY COLISEUM SINGLE-GAME TICKET PRICES

Diamond Level	\$200	Plaza Infield	\$26	Value Deck	\$12
Field Box	\$90	Field Level	\$26		
MVP Box	\$48	Plaza Level	\$24		
Field Infield	\$35	Plaza Outfield	\$18		
Lower Box	\$30	Bleachers	\$13		
Plaza Club	\$32	Plaza Reserved	\$9		

*\*The nine premium games (Opening Night, Yankees, Red Sox, Giants) will be priced dynamically based on market demand.*

# COLISEUM ATTENDANCE RECORDS

## YEARLY ATTENDANCE TOTALS

Year	Home Dates	Total Home Attendance	Home Average	Single Game High-Home	Road Dates	Total Road Attendance	Road Average
1968	78	837,466	10,737	47,233, Apr. 17 vs. BAL	68	960,210	14,121
1969	72	778,232	10,809	35,243, May 10 vs. NY	71	992,124	13,974
1970	77	778,355	10,109	48,758, June 6 vs. DET	73	971,568	13,309
1971	73	914,993	12,534	42,970, May 22 vs. MIN	70	1,222,741	17,468
1972	70	921,323	13,162	47,741, June 12 vs. BAL	71	1,115,553	15,712
1973	79	1,000,763	12,668	47,570, Sept. 10 vs. KC	75	1,382,250	18,430
1974	76	845,693	11,128	47,570, July 8 vs. CLE	77	1,526,630	19,826
1975	77	1,075,518	13,968	46,378, Aug. 11 vs. BOS	72	1,436,383	19,950
1976	79	780,593	9,881	42,592, July 24 vs. KC	74	1,392,109	18,812
1977	72	495,412	6,881	32,346, May 16 vs. NY	75	1,195,138	15,935
1978	72	526,999	7,319	36,463, June 5 vs. BOS	76	1,381,142	18,173
1979	77	306,763	3,984	19,538, July 6 vs. NY	80	1,393,196	17,415
1980	75	842,259	11,230	49,300, Aug. 25 vs. NY	78	1,572,926	20,166
1981	51	1,311,761	25,721	48,592, May 3 vs. NY	51	1,105,337	21,673
1982	78	1,735,489	22,250	48,348, Apr. 6 vs. CAL	78	1,709,054	21,911
1983	77	1,294,941	16,817	45,413, July 4 vs. TEX	76	1,557,202	20,490
1984	79	1,353,281	17,130	46,238, May 28 vs. DET	79	1,565,597	19,818
1985	77	1,334,599	17,332	46,770, July 4 vs. TOR	80	1,666,480	20,831
1986	79	1,314,646	16,641	44,726, Apr. 8 vs. MIN	78	1,614,837	20,703
1987	80	1,678,921	20,987	46,120, Apr. 10 vs. CAL	81	1,930,731	23,836
1988	79	2,287,335	28,954	45,333, Apr. 4 vs. SEA	80	2,251,515	28,144
1989	81	2,667,225	32,929	46,163, Apr. 3 vs. SEA	80	2,283,228	28,540
1990	80	2,900,217	36,253	45,207, Apr. 9 vs. MIN	79	2,597,920	32,885
1991	81	2,713,493	33,500	44,595, June 9 vs. BOS	80	2,636,157	32,952
1992	81	2,494,160	30,792	44,078, Apr. 6 vs. KC	81	2,438,292	30,102
1993	79	2,035,025	25,760	43,627, July 4 vs. NY	79	2,326,919	29,455
1994	56	1,242,692	22,191	44,501, Aug. 7 vs. TEX	58	1,799,360	31,023
1995	71	1,174,310	16,540	42,596, July 3 vs. MIL	71	1,753,085	24,691
1996	80	1,148,380	14,355	36,129, July 5 vs. CAL	79	2,091,338	26,473
1997	79	1,264,218	16,003	50,792, Sept. 1 vs. SF	80	2,362,054	29,526
1998	79	1,232,339	15,599	48,241, Aug. 1 vs. CLE	81	2,331,755	28,787
1999	81	1,434,610	17,711	51,263, July 17 vs. SF	80	2,238,111	27,976
2000	81	1,728,886	21,344	54,268, July 8 vs. ARZ	80	2,466,594	30,832
2001	81	2,133,277	26,337	51,838, July 3 vs. ANA	80	2,266,814	28,335
2002	81	2,169,811	26,788	55,528, Sept. 4 vs. KC	81	2,416,196	29,830
2003	81	2,216,596	27,365	55,601, July 5 vs. Anaheim	80	2,151,375	26,892
2004	81	2,201,516	27,179	55,989, June 26 vs. San Francisco	81	2,585,067	31,914
2005	81	2,109,118	26,038	47,385, August 13 vs. Minnesota	81	2,420,496	29,883
2006	81	1,976,625	24,403	35,077, nine times	80	2,575,336	32,192
2007	81	1,921,834	23,726	35,077, nine times	81	2,649,528	32,710
2008	81	1,665,256	20,559	44,735, March 26 vs. Boston*	79	2,365,526	29,943
2009	81	1,408,783	17,392	36,067, April 10 vs. Seattle	80	2,316,520	28,957
2010	81	1,418,391	17,511	35,067, twice	81	2,407,313	29,720
<b>Totals</b>	<b>3316</b>	<b>63,672,136</b>	<b>19,201</b>		<b>3295</b>	<b>81,421,707</b>	<b>24,710</b>
<b>Yearly Average</b>		<b>1,480,747</b>				<b>1,893,528</b>	

\* Tokyo, Japan

## YOUNGEST OAKLAND ATHLETICS NAMED TO THE AL ALL-STAR TEAM

20 years, 318 days	Claudell Washington, 1975
21 years, 196 days	Rickey Henderson, 1980
21 years, 350 days	Vida Blue, 1971
22 years, 13 days	Jose Canseco, 1986
22 years, 64 days	Ben Grieve, 1998
<b>22 years, 134 days</b>	<b>Trevor Cahill, 2010</b>

\*players age on the date of the All-Star Game

## ALL-TIME OAKLAND ATTENDANCE RECORDS

<b>Season</b>	Total	5,498,137 (1990)	
	Home	2,900,217 (1990)	
	Road	2,649,528 (2007)	
	Homestand	518,534 (July 12-26, 1990; 14 dates)	
	Homestand Avg.	39,667 (Aug. 7-12, 2001; 238,000 in 6 dates)	
	Road Trip	450,462 (June 14-27, 2002; 13 dates)	
	Home vs. One Club	296,512 (Los Angeles, 2005; 10 dates)	
	Road vs. One Club	433,081 (Anaheim, 2004; 10 dates)	
	Home Sellouts	20 (1990)	
	Consecutive Sellouts	5 (July 22-26, 1989; Baltimore 2 and California 3)	
	<b>Single Game</b>	Home	55,989 (San Francisco; June 26, 2004-N)
		Home, Regular Season	55,989 (San Francisco; June 26, 2004-N)
		Road	62,038 (San Francisco; Oct. 27, 1989-N)
Road, Regular Season		61,696 (California; Aug. 11, 1989-N)	
Day, Home		55,413 (San Francisco; June 22, 2003)	
Day, Road		60,326 (California; Aug. 13, 1989)	
Night, Home		55,989 (San Francisco; June 26, 2004-N)	
Smallest, Home		653 (Seattle; Apr. 17, 1979-N)	
Smallest, Road		1,201 (Baltimore; May 11, 1989-D)	
<b>Doubleheader</b>	Home	48,592 (New York; May 3, 1981-D)	
	Road	53,565 (Detroit; July 25, 1971-D)	
	Twi-Night, Home	47,768 (New York; June 13, 1980)	
	Twi-Night, Road	51,017 (Minnesota; July 28, 1990)	
<b>Season Opener</b>	Home	53,498 (Detroit; Apr. 3, 2000-N)	
	Home, Secondary	47,233 (Baltimore; Apr. 17, 1968-N)	
	Road	52,012 (Milwaukee; Apr. 5, 1994-D)	
	Road, Secondary	56,717 (New York; Apr. 10, 1998-D)	
<b>Three Date Series</b>	Home	158,152 (San Francisco; June 25-27, 2004)	
	Road	175,058 (California; Aug. 11-13, 1989)	
<b>Four Date Series</b>	Home	162,410 (New York; July 18-21, 1991)	
	Road	201,607 (Toronto; July 9-12, 1992)	

### TOP REGULAR SEASON CROWDS IN OAKLAND

Attend.	Opponent	Date	Day	W-L
55,989	San Francisco	June 26, 2004	Saturday-N	W
55,601	Anaheim	July 5, 2003	Saturday-N	L
55,528	Kansas City	Sept. 4, 2002	Wednesday-N	W
55,413	San Francisco	June 22, 2003	Sunday-D	W
54,513	New York	Apr. 24, 2002	Wednesday-N	L
54,268	Arizona	July 8, 2000	Saturday-N	W
54,123	San Francisco	June 30, 2002	Sunday-D	W
53,974	San Francisco	June 27, 2004	Sunday-D	L
53,802	Kansas City	July 5, 2002	Friday-N	W
53,501	San Francisco	June 29, 2002	Saturday-D	L

### LARGEST COLISEUM BASEBALL CROWDS

Attend.	Opponent	Date	Day	W-L
55,989	San Francisco	June 26, 2004	—	W
55,861	New York	Oct. 13, 2001	ALDS, Game 3	L
55,601	Anaheim	July 5, 2003	Fireworks	L
55,528	Kansas City	Sept. 4, 2002	AL Record 20th straight win	W
55,413	San Francisco	June 22, 2003	—	W
54,513	New York	Apr. 24, 2002	—	L
54,268	Arizona	July 8, 2000	Fireworks	W
54,123	San Francisco	June 30, 2002	—	W
53,974	San Francisco	June 27, 2004	—	L
53,802	Kansas City	July 5, 2002	Fireworks	W

### TOP REGULAR SEASON CROWDS ON THE ROAD

Attend.	Opponent	Date	Day	W-L
61,696	California	Aug. 11, 1989	Friday-N	W
60,326	California	Aug. 13, 1989	Sunday-D	L
58,963	California	Apr. 24, 1982	Saturday-N	L
56,717	New York	Apr. 10, 1998	Friday-D	W
56,710	New York	Apr. 11, 1997	Friday-D	W
56,535	Seattle	Sept. 20, 1996	Friday-N	L
56,103	Seattle	Sept. 21, 1996	Saturday-N	L
55,927	Seattle	Sept. 28, 1997	Sunday-D	W
55,588	Seattle	Sept. 26, 1997	Friday-N	W
55,034	New York	May 30, 1987	Sunday-D	L

### LARGEST CROWDS ON THE ROAD

Attend.	Opponent	Date	Day	W-L
62,038	San Francisco	Oct. 27, 1989	World Series, Game 3	W
62,032	San Francisco	Oct. 28, 1989	World Series, Game 4	W
61,696	California	Aug. 11, 1989	—	W
60,326	California	Aug. 13, 1989	—	L
58,963	California	Apr. 24, 1982	—	L
56,915	New York	Oct. 7, 2000	ALDS, Game 4	W
56,717	New York	Apr. 10, 1998	—	L
56,710	New York	Apr. 11, 1997	—	W
56,697	New York	Oct. 10, 2001	ALDS, Game 1	W
56,684	New York	Oct. 11, 2001	ALDS, Game 2	W



## Coliseum Attendance Records, continued

### TOP REGULAR SEASON CROWDS VS. CLUBS

Home			Road		
Club	Attendance	Date	Club	Attendance	Date
Arizona	54,268	July 8, 2000	Arizona	36,976	July 7, 2001
Atlanta	35,618	June 11, 2003	Atlanta	38,324	May 17, 2008
Baltimore	47,741	June 12, 1972	Baltimore	50,071	July 27, 1991
Boston	50,863	Aug. 8, 2001	Boston	38,294	July 6, 2009
Chicago	45,712	July 2, 2005	Chicago	43,297	June 16, 1990
Cincinnati	29,601	June 9, 2004	Chicago-NL	40,145	June 20, 2004
Cleveland	48,241	Aug. 1, 1998	Cincinnati	27,246	June 22, 2002
Colorado	25,333	June 15, 1997	Cleveland	49,989	July 7, 1990
Detroit	53,498	Apr. 3, 2000	Colorado	48,308	Aug. 30, 1997
Florida	22,461	June 22, 2008	Detroit	53,565	July 25, 1971
Houston	35,065	June 9, 2002	Florida	10,215	June 4, 2003
Kansas City	55,528	Sept. 4, 2002	Houston	42,024	June 14, 2007
Los Angeles-AL	55,601	July 5, 2003	Kansas City	41,329	Sept. 21, 1980
Los Angeles-NL	35,163	July 14, 2001	Los Angeles-AL	61,696	Aug. 11, 1989
Milwaukee	45,398	Apr. 3, 1984	Los Angeles-NL	51,392	Aug. 28, 1997
Minnesota	47,385	Aug. 13, 2005	Milwaukee	54,987	Sept. 27, 1992
Montreal	31,024	June 15, 2003	Minnesota	52,080	Aug. 17, 1991
New York-AL	54,513	Apr. 24, 2002	New York	56,717	Apr. 10, 1998
New York-NL	27,598	June 15, 2005	New York-NL	52,920	June 23, 2007
Philadelphia	30,619	June 19, 2005	Philadelphia	37,662	June 8, 2003
Pittsburgh	34,328	June 13, 2004	Pittsburgh	30,549	June 19, 2002
San Diego	40,374	July 2, 1998	San Diego	39,874	June 28, 2006
San Francisco	55,989	June 26, 2004	San Francisco	47,719	July 3, 1997
Seattle	46,786	Apr. 17, 1981	Seattle	56,535	Sept. 20, 1996
St. Louis	35,077	June 17, 2007	St. Louis	43,682	June 19, 2010
Tampa Bay	48,089	August 28, 2004	Tampa Bay	35,325	July 26, 1998
Texas	45,606	Oct. 1, 2000	Texas	50,708	July 31, 2004
Toronto	46,770	July 4, 1985	Toronto	50,529	Sept. 8, 1993
			Washington	28,741	June 8, 2005

## COLISEUM RAINOUTS & SHORTENED GAMES

### RAINOUTS AT OAKLAND-ALAMEDA COUNTY COLISEUM

1972	vs. Minnesota, Sept. 25	1982	vs. Seattle, Apr. 10	1993	vs. Cleveland, Apr. 23
	vs. Minnesota, Sept. 26	1983	vs. Boston, Apr. 23		vs. Minnesota, May 27
	vs. Cincinnati, Oct. 17		vs. Detroit, Apr. 30	1996	vs. Baltimore, May 15
1978	vs. California, Apr. 15		vs. Chicago, Sept. 30	1997	vs. Boston, Aug. 19
	vs. Minnesota, Apr. 24	1988	vs. Cleveland, May 6	1998	vs. New York, Apr. 3
1979	vs. New York, Apr. 26	1990	vs. Cleveland, May 27		vs. Detroit, May 5

### SHORTENED GAMES IN OAKLAND

1968	vs. Detroit, May 24 (called after 7 innings tied at 2-2)
1971	vs. Kansas City, Apr. 9 (called after top of the 6th; A's won 5-0)
1999	vs. New York, Apr. 5 (called after 8 innings; A's won 5-3)
2002	vs. Seattle, Apr. 16 (called after top of the 7th; A's lost 6-2)
2005	vs. Texas, May 4 (called after top of the 9th; A's lost 16-7)

### ATHLETICS BIGGEST COMEBACK

On July 20, 2009, the A's set an Oakland record by overcoming an eight-run deficit to win. Trailing Minnesota 12-2 entering the bottom of the third inning, the A's scored three times in the third, twice in the fourth and seven times in the seventh to win 14-13. The all-time Athletics record is also the Major League record, set by the Philadelphia A's on June 15, 1925 against Cleveland. The A's trailed by 12 runs in that game and scored 13 times in the bottom of the eighth to win 17-15.

---

## MEDIA INFORMATION AND POLICIES

---

**WORKING PRESS CREDENTIALS:** Credentials will be issued only to legitimate media. Season credentials will be issued to those news agencies that cover the Athletics on a daily basis. Requests for daily credentials must be made by the affiliation's editor, producer or director on official company letterhead 24 hours in advance of the game. All credentials are non-transferable. All members of the media must be on assignment. No freelance journalists will be credentialed. Please submit all credential requests to Debbie Gallas, media services manager.

**PHOTO CREDENTIALS:** Photo passes will be issued to photographers on assignment from legitimate news gathering organizations and representatives licensed by Major League Baseball. The Oakland A's will not issue credentials to freelance photographers. Priority in all photo areas will be granted to news organizations on deadline and those holding season credentials. All photographs taken are to be used for news-gathering purposes or officially licensed products. Any other use of photographs will be considered a violation of existing trademark and copyright restrictions.

**ON-LINE CREDENTIALING POLICY:** Media credentials for on-line media services will be granted only to those agencies licensed by Major League Baseball (MLBAM, News Digital Media and ESPN Internet Ventures) to provide "real-time" accounts and descriptions of A's home games; or to those on-line services that are part of a national newsgathering agency; reach a broad audience; produces original content; has an established record of producing original content; and employ full-time journalists. This policy is encouraged by Major League Baseball and allows the Oakland Athletics to maintain quality control in the press box and clubhouses.

**ROVING CAMERAS:** Television cameras are prohibited from roving in the stands at all times. For the comfort of fans, interviews are to be conducted on the concourse and not in the stands while the game is in progress.

**PRESS WILL CALL:** Starting two-and-a-half hours before game time, credentials may be picked up at Press Will Call located on the Plaza Level between the Stadium and the Arena. Prior to that, credentials may be picked at the Ticket Services Office located in the Coliseum across the plaza from the A's executive offices.

**CLUBHOUSES:** The Athletics clubhouse is located on the third base side and the visitors' is located on the first base side. Access can be obtained by taking the press elevator to the first floor or through the door on the right near the end of the hall after you enter through the North Press Gate. Only credentialed media with clubhouse access will be admitted. TV cameras and photographers are not allowed in the clubhouse prior to the game and only TV cameras are permitted in the clubhouse following the game (no still photographers). The A's clubhouse is open to the media three and one-half hours prior to the game and then will close during the A's posted batting practice time. The clubhouse will then reopen at the conclusion of batting practice and will close one hour prior to game time. The clubhouse will open no earlier than five minutes or no later than 10 minutes following the game. At times, certain additional restrictions may be imposed. **Please do not lounge in the clubhouse at any time.** The break area, the trainer's room and the umpire's dressing room are off limits to the media. If a comment or interpretation from the umpire crew chief is needed, a pool reporter may be assigned.

**FIELD ACCESS:** Only credentialed media with field access will be allowed onto the field. All media must clear the field immediately following batting practice. Only newspaper and magazine photographers will be allowed on the field level during the game.

**POST-GAME PROCEDURES:** Manager Bob Geren will be available to the media in the media interview room immediately after the conclusion of the game. Please ask any questions of the manager related to the game during this post-game session. Following Geren, the A's PR staff will bring the team's starting pitcher into the interview room followed by any star players in a victory. Also, please be respectful of those members of the media who are on deadline when directing questions to the manager and players. **Once again, please do not lounge in the clubhouse or attempt to conduct full-length interviews after a game.**

**LIVE TRANSMISSIONS:** Non-rightsholders are permitted to transmit live reports from Oakland-Alameda County Coliseum prior to and after every game. Live television shots by non-rightsholders are prohibited while the rightsholder is on the air and the game is in progress. Radio stations and assigned correspondents for out-of-town reports are allowed to give inning or half-inning updates. Reports must be confined to between-innings only, limited to 60 seconds in length, and limited to six per game. A violation of these Major League Baseball guidelines may result in the revocation of credentials.

## Media Information and Policies, continued

**CELLULAR PHONES:** The use of cellular phones for radio interviews is prohibited on the field or in the clubhouse. All phone interviews must be arranged through the Athletics Public Relations Department.

**FLIP CAMS:** No flip cams are allowed in the A's clubhouse.

**SCOUTS:** Major League scouts are not allowed to scout from the press box during the game. However, scouts are welcomed in the press box prior to first pitch to pick up game information.

**PRESS BOX:** The press box and all broadcast positions are located on the loge level. Access is by the press elevator only. The first base side of the press box is reserved for print media while the third base side is reserved for electronic media. The press box is a working area. Cheering and loud conversation will not be permitted. The Oakland A's prohibit any person under the age of 18 from entering the press box on game days without prior approval from the A's public relations department. **Guests are not allowed in the press box without prior approval from the A's Public Relations Department.**

**PRESS LOUNGE:** The press lounge is located behind Section 117 (level one from the press elevator). It opens two hours prior to the game and closes at game time. The charge is \$10.00 and meal tickets are available for purchase in the lounge. Media members must be properly credentialed for admittance into the dining room.

**PUBLIC RELATIONS OFFICE:** The Oakland Athletics Public Relations Office is located within the team's executive offices on the east side of the Coliseum Arena. The offices are located directly across the plaza from the Ticket Services Office.

**PRESS BOX SERVICES:** Game notes, statistics, starting lineups and other pertinent news releases from both teams are available on the first base side of the press box for working press and scouts only. Post-game notes and the game's box score will be available shortly after the conclusion of the game. Information guides for all clubs are available upon request from a member of the A's public relations staff in the press box.

**AUTOGRAPH POLICY:** Credentialed members of the media are prohibited from requesting autographs or equipment on the playing field, in the dugout or in the clubhouses. Any violation of this policy will result in immediate revocation of the credential and bar future use.

**TELEPHONES, WIFI SERVICE:** Phone lines in the main press box may be ordered by calling Doug Tsang of AT&T at (510) 334-4175. Additionally, complimentary WiFi service is available in the press box.

**TICKETS:** All requests for media complimentary tickets must be made to Debbie Gallas at least 48 hours prior to game time. When available, tickets may be picked up at Press Will Call. There is a limit of two tickets per game.

### OAKLAND ATHLETICS PUBLIC RELATIONS DEPARTMENT



Bob Rose



Mike Selleck



Kristy Fick



Debbie Gallas



Adam Loberstein

#### Public Relations Staff

Bob Rose, Director of Public Relations

Mike Selleck, Baseball Information Manager

Kristy Fick, Player and Media Relations Manager

Debbie Gallas, Media Services Manager

Adam Loberstein, Media Relations & Broadcasting Coordinator

#### Direct Phone

(510) 563-2380

563-2233

563-2236

563-2207

563-2248

#### E-Mail Address

brose@oaklandathletics.com

mselleck@oaklandathletics.com

kfick@oaklandathletics.com

dgallas@oaklandathletics.com

aloberstein@oaklandathletics.com

7000 Coliseum Way • Oakland, CA 94621

(510) 638-4900 • FAX: (510) 562-1633

Website: oaklandathletics.com

# ATHLETICS ON THE AIR

## KEN KORACH

### Radio Play-by-Play

The 2011 season marks Ken Korach's 20th year in the American League, his 16th season with the A's, and his sixth as the team's lead radio announcer.

In the long history of the A's in Oakland, only the legendary Bill King has spent more years doing radio play-by-play for the team.

Korach began his baseball career in 1981, when he worked the first of two seasons with the Redwood Pioneers of the California League. He also spent five full seasons broadcasting in the Pacific Coast League, in 1986-87 for Phoenix and 1989-1991 for Las Vegas.

Korach was hired by the Chicago White Sox in 1992 and he spent four years with the Sox, working mostly weekend games.


Korach began his broadcasting career at KTOB Radio in Petaluma in 1980, and he was hired as a sports anchor and voice of San Jose State football by KCBS Radio in San Francisco in 1985. He spent 22 seasons broadcasting college basketball and 14 seasons of college football for Sonoma State University, San Jose State and UNLV, where he spent 12 seasons as the voice of the Runnin' Rebels on radio and television.

Korach was inducted into the Nevada Broadcasters Hall of Fame in 2003, was the 2001 Nevada Sportscaster of the Year, and his 1986 KCBS broadcast of the San Jose State-Fresno State football game was voted the top play-by-play performance that year for California and Nevada by the Associated Press Radio and Television Association.

Korach's national work includes broadcasting selected major league games for ESPN Radio in 2009, and several bowl games, including the Peach and Senior Bowls. Ken made his acting debut last year, playing himself in the Moneyball movie, which is scheduled for release in September 2011.

Korach's charitable work includes the establishment of Ken Korach's A's Winning for the Community, which raised over \$50,000 for the high school baseball programs in Oakland, including Ken's personal donation of \$15,000. Korach was honored with a proclamation by the Oakland School Board in 2009, and he currently serves on the advisory board for the Oakland Tech High School Field of Dreams.

Ken is a graduate of UC Santa Barbara and lives in Henderson, Nev. in the off-season with his daughter, Emilee, and wife Denise, the director of baseball administration for the Las Vegas 51s of the PCL.



## VINCE COTRONEO

### Radio Play-by-Play

Vince Cotroneo begins his sixth season in the A's radio booth, where he again will work with broadcast partners Ken Korach and Ray Fosse in continuing the team's tradition of broadcasting excellence.

Prior to joining the A's, Cotroneo spent six seasons (1998-2003) as an announcer on the Texas Rangers broadcasts, where he partnered with Eric Nadel on the Rangers Radio Network. He also worked a handful of games on the television side during the 2002 season. Cotroneo joined the Rangers broadcast team in 1998 after spending seven seasons (1990-96) with the Houston Astros.

A 22-year broadcasting veteran, Cotroneo began his career with the Single-A Lynchburg Mets in 1984. He spent the next three seasons with the Double-A El Paso Diablos in the Milwaukee system before moving onto the Triple-A Iowa Cubs for the 1988 season. In his only season with Iowa, he was selected as the National Association's Minor League Announcer of the Year. Cotroneo joined the Astros organization the following season and was the radio voice of the Tucson Toros for two seasons (1989-90) before landing his first Major League job with the Astros in 1991.

A 1983 graduate of the University of Central Florida, Cotroneo and his wife, Veronica, have three children, Dominic, Olivia and Sophia.



## RAY FOSSE

### Radio and Television Analyst

Ray Fosse, former two-time major league all-star catcher and Emmy Award-winning broadcaster, celebrates his 26th consecutive season on radio and his 23rd season in the television booth as the A's game analyst.

Fosse, a 12-year major league veteran, played for the Cleveland Indians, Oakland A's, Seattle Mariners and Milwaukee Brewers, compiling a .256 batting average with 61 home runs. A native of Marion, Ill., Fosse attended Southern Illinois University, and was Cleveland's No. 1 draft pick in 1965. He made his major league debut with the Tribe in 1967 and spent the next six seasons in Cleveland. Fosse enjoyed his most productive season in 1970 when he batted .307 with a career-high 18 home runs and 61 RBI. He was named the American League All-Star catcher, received the Rawlings Gold Glove as the best defensive catcher in the American League, and was voted Co-Man of the Year with Sam McDowell that season.

In 1971, Fosse was named starting catcher for the American League All-Star Team and received his second Rawlings Gold Glove. He was traded to the Oakland A's in 1973, and played for the 1973 and 1974 World Champions in Oakland. In 2002, Fosse was voted one of the 100 greatest players in Cleveland Indians' history.

Ray and his wife, Carol, were married April 4, 1970, and reside in California and Arizona, where they are active in several charitable organizations. They have two daughters, Nikki and Lindsey, and one grandson, Matthew.



## GLEN KUIPER

### Television Play-by-Play

Glen Kuiper begins his eighth season in the A's television booth as the club's lead play-by-play voice.

Kuiper has covered the Bay Area baseball scene for Comcast SportsNet since 1992, serving as pre-game host and fill-in play-by-play announcer for both A's and Giants telecasts. He has also worked on Comcast SportsNet's Golden State Warrior and San Jose Sharks telecasts, along with numerous collegiate assignments. He has also handled sideline reporting duties for select National Football League games on Fox. Kuiper has won seven Northern California Emmy Awards for his coverage of Bay Area Sports teams.

Glen is the youngest brother in a talented broadcasting family. His oldest brother, Duane, is a long-time member of the San Francisco Giants announcing team while older brother, Jeff, produces the Giants Comcast SportsNet Bay Area telecasts.

Kuiper graduated from San Francisco State University with a bachelor's degree in broadcasting. He also attended the University of New Orleans and spent three years in the minor leagues. A native of Racine, Wis., Kuiper resides in Danville, Calif. with his wife, Amanda and two children, Jack and Annette.



### OAKLAND-ALAMEDA COUNTY COLISEUM FIRSTS

**Game:** April 17, 1968  
**Final Score:** Baltimore 4, Oakland 1  
**Winning Pitcher:** Dave McNally  
**Losing Pitcher:** Lew Krausse  
**Attendance:** 47,233  
**First Victory:** April 18, 1968  
**Final Score:** Oakland 4, Baltimore 3  
**Winning Pitcher:** Paul Lindblad  
**Losing Pitcher:** Gene Brabender  
**Batter:** Curt Blefary, Baltimore  
(walked by Lew Krausse)

**A's Batter:** Bert Campaneris (popped out to second baseman Davey Johnson)  
**Hit:** Boog Powell (Home run off Lew Krausse, 2nd inning, Apr. 17)  
**A's Hit:** Rick Monday (Home run off Dave McNally, 6th inning, Apr. 17)  
**Run:** Boog Powell (Home run off Lew Krausse, 2nd inning, Apr. 17)  
**A's Run:** Rick Monday (Home run off Dave McNally, 6th inning, Apr. 17)

**Error:** Bert Campaneris, SS (ball hit by Frank Robinson, 4th inning, Apr. 17)  
**Pinch Hit:** Tony La Russa (single off Dave McNally, 9th inning, Apr. 17)  
**Relief Pitcher:** Diego Segui (relieved Lew Krausse in 6th inning, Apr. 17)

# A'S TELEVISION AND RADIO

**COMCAST SPORTSNET CALIFORNIA:** The Oakland Athletics entered into a long-term agreement with Comcast SportsNet California in 2009. Under the new contract, over 145 A's games are televised exclusively on the Northern California cable outlet with Glen Kuiper and Ray Fosse calling the action. For the first time in club history, the A's began airing all games in High Definition, beginning in 2010. CSNCA will also produce a pre- and post-game show for every telecast.

**XTRA SPORTS 860 AM:** The Oakland Athletics and XTRA Sports 860 AM are in the second year of a 10-year contract for the station to serve as flagship of the A's Radio Network. XTRA Sports 860 AM, a San Francisco-based station featuring a daily talk format, will broadcast all 162 regular season games, plus 17 Spring Training games. The 50,000-watt signal will provide a clear and consistent broadcast throughout the Bay Area and Northern California.

## ATHLETICS BROADCAST HISTORY

<b>1938</b> WIBG By Saam	<b>1961</b> WDAF Merle Harmon, Bill Grigsby	<b>1975</b> KEEN Monte Moore, Bob Waller
<b>1939</b> WIBG By Saam	<b>1962</b> KCMO Monte Moore, Bruce Rice	KPIX-TV
<b>1940</b> WIBG By Saam, Claude Haring	<b>1963</b> KCMO Monte Moore, George Bryson	Monte Moore, Bob Waller
<b>1941</b> WIBG By Saam, Claude Haring	<b>1964</b> KCMO Monte Moore, George Bryson	<b>1976</b> KNBR Monte Moore, Bob Waller
<b>1942</b> WIBG By Saam, Claude Haring	<b>1965</b> KCMO Monte Moore, Red Rush	KPIX-TV
<b>1943</b> WIBG By Saam, Claude Haring	<b>1966</b> KCMO Monte Moore, Lynn Faris	Monte Moore, Wayne Walker
<b>1944</b> WIBG By Saam, Claude Haring	<b>1967</b> KCMO Monte Moore, Lynn Faris	<b>1977</b> KNBR Monte Moore, Bob Waller
<b>1945</b> WIBG By Saam, Claude Haring	<b>1968</b> KNBR Monte Moore, Al Helfer	KPIX-TV
<b>1946</b> WIBG By Saam, Claude Haring	KBHK-TV	Monte Moore, Wayne Walker,
<b>1947</b> WIBG By Saam, Claude Haring	Monte Moore, Al Helfer	Curt Flood
<b>1948</b> WIBG By Saam, Claude Haring	<b>1969</b> KNBR Monte Moore, Al Helfer	<b>1978</b> KNEW Bud Foster, Jim Peterson,
<b>1949</b> WIBG By Saam, Claude Haring	KBHK-TV	Curt Flood
<b>1950</b> WIBG By Saam, Claude Haring	Monte Moore, Al Helfer	KPIX-TV
<b>1951</b> WIBG By Saam, Claude Haring	<b>1970</b> KNBR Monte Moore, Harry Caray	Monte Moore, Wayne Walker
<b>1952</b> WIBG By Saam, Claude Haring	KBHK-TV	<b>1979</b> KKIS Red Rush, Hal Ramey
<b>1953</b> WIBG By Saam, Claude Haring	Monte Moore, Harry Caray	KPIX-TV
<b>1954</b> WIBG By Saam, Claude Haring	<b>1971</b> KEEN Monte Moore, Bob Elson,	Monte Moore, Wayne Walker
<b>1955</b> WDAF Merle Harmon, Larry Ray	Red Rush	<b>1980</b> KDIA Red Rush, Dom Valentino, Ted
<b>1956</b> WDAF Merle Harmon, Larry Ray	KBHK-TV	Robinson
<b>1957</b> WDAF Merle Harmon, Ed Edwards	Monte Moore, Bob Elson	KPIX-TV
<b>1958</b> WDAF Merle Harmon, Ed Edwards, Bill Grigsby	<b>1972</b> KEEN Monte Moore, Jim Woods, Jim Piersall	Monte Moore, Wayne Walker
<b>1959</b> WDAF Merle Harmon, Bill Grigsby	KBHK-TV	<b>1981</b> KSFO Bill King, Lon Simmons, Wayne Hagin
<b>1960</b> WDAF Merle Harmon, Bill Grigsby	Monte Moore, Jim Woods	KPIX-TV
	<b>1973</b> KEEN Monte Moore, Jim Woods	Bill King, Wayne Walker
	KTVU-TV	<b>1982</b> KSFO Bill King, Lon Simmons, Wayne Hagin
	Monte Moore, Jim Woods	KCRA-TV
	<b>1974</b> KEEN Monte Moore, Jon Miller, Bill Rigney	Bill King, Lon Simmons, Harmon Killebrew
	KTVU-TV	<b>1983</b> KSFO Bill King, Lon Simmons, Wayne Hagin
	Monte Moore, Jon Miller	KBHK-TV
		Bill King, Lon Simmons, Bill Rigney

## Athletics Broadcast History, continued

<b>1984</b> KSFO Bill King, Lon Simmons, Wayne Hagin KBHK-TV Bill King, Lon Simmons, Bill Rigney	<b>1992</b> KSFO Bill King, Lon Simmons, Ray Fosse KPIX-TV, KICU-TV, SportsChannel Monte Moore, Ray Fosse, Greg Papa, Reggie Jackson, Bill Rigney	<b>2001</b> KABL Bill King, Ken Korach, Ray Fosse KICU-TV, Fox Sports Bay Area Greg Papa, Ray Fosse
<b>1985</b> KSFO Bill King, Lon Simmons, Wayne Hagin KPIX-TV Bill King, Lon Simmons, Ted Robinson	<b>1993</b> KNEW Bill King, Lon Simmons, Ray Fosse KRON-TV, SportsChannel Greg Papa, Dick Stockton, Ray Fosse	<b>2002</b> KFRC Bill King, Ken Korach, Ray Fosse KICU-TV, Fox Sports Bay Area Greg Papa, Ray Fosse
<b>1986</b> KSFO Bill King, Lon Simmons, Ray Fosse KPIX-TV Bill King, Lon Simmons, Ted Robinson	<b>1994</b> KFRC Bill King, Lon Simmons, Ray Fosse KRON-TV, SportsChannel Greg Papa, Dick Stockton, Ray Fosse	<b>2003</b> KFRC Bill King, Ken Korach, Ray Fosse KICU-TV, Fox Sports Bay Area Greg Papa, Ray Fosse
<b>1987</b> KSFO Bill King, Lon Simmons, Ray Fosse KPIX-TV Bill King, Lon Simmons, Ted Robinson	<b>1995</b> KFRC Bill King, Lon Simmons, Ray Fosse KRON-TV, SportsChannel Greg Papa, Dick Stockton, Ray Fosse	<b>2004</b> KFRC Bill King, Ken Korach, Ray Fosse KICU-TV, Fox Sports Bay Area Hank Greenwald, Ray Fosse, Glen Kuiper, Tim Roye
<b>1988</b> KSFO Bill King, Lon Simmons, Ray Fosse KPIX-TV Monte Moore, John Shrader, Ray Fosse	<b>1996</b> KFRC Bill King, Ken Korach, Ray Fosse KRON-TV, Sports Channel Greg Papa, Ken Wilson, Ray Fosse	<b>2005</b> KFRC Bill King, Ken Korach, Ray Fosse KICU-TV, Fox Sports Bay Area Hank Greenwald, Ray Fosse, Glen Kuiper, Tim Roye
<b>1989</b> KSFO Bill King, Lon Simmons, Ray Fosse KPIX-TV, KICU-TV Monte Moore, John Shrader, Ray Fosse	<b>1997</b> KFRC Bill King, Ken Korach, Ray Fosse KRON-TV, SportsChannel Greg Papa, Ken Wilson, Ray Fosse	<b>2006</b> KYCY Ken Korach, Vince Cotroneo, Ray Fosse KICU-TV, Fox Sports Bay Area Glen Kuiper, Ray Fosse, Tim Roye
<b>1990</b> KSFO Bill King, Lon Simmons, Ray Fosse KPIX-TV, KICU-TV, SportsChannel Monte Moore, Ray Fosse	<b>1998</b> KFRC Bill King, Ken Korach, Ray Fosse KRON-TV, Fox Sports Bay Area Greg Papa, Ken Wilson, Ray Fosse	<b>2007</b> KFRC/KYCY Ken Korach, Vince Cotroneo, Ray Fosse KICU-TV, Fox Sports Bay Area Glen Kuiper, Ray Fosse
<b>1991</b> KSFO Bill King, Lon Simmons, Ray Fosse KPIX-TV, KICU-TV, SportsChannel Monte Moore, Ray Fosse, Greg Papa, Reggie Jackson, Bill Rigney	<b>1999</b> KABL Bill King, Ken Korach, Ray Fosse KICU-TV, Fox Sports Bay Area Greg Papa, Ray Fosse	<b>2008</b> KFRC/KYCY Ken Korach, Vince Cotroneo, Ray Fosse KICU-TV, Comcast SportsNet Bay Area Glen Kuiper, Ray Fosse
	<b>2000</b> KABL Bill King, Ken Korach, Ray Fosse KICU-TV, Fox Sports Bay Area Greg Papa, Ray Fosse	<b>2009</b> KTRB Ken Korach, Vince Cotroneo, Ray Fosse Comcast SportsNet California Glen Kuiper, Ray Fosse
		<b>2010</b> KTRB Ken Korach, Vince Cotroneo, Ray Fosse Comcast SportsNet California Glen Kuiper, Ray Fosse

### 2011 A'S RADIO NETWORK

Station	On Dial	City	Station	On Dial	City	Station	On Dial	City
KAHI	950 AM	Auburn	KNRO	1670 AM	Redding	KTRB	860 AM	San Francisco
KATA	1340 AM	Eureka	KPOD	1240 AM	Crescent City	KWNA	1400 AM	Winnemucca, NV
KBLF	1490 AM	Red Bluff	KRKC	1490 AM	King City	KXBB	1270 AM	Lakeport
KCWH	102.3 FM	Mt. Shasta	KSAC	105.5 FM	Sacramento			
KESP	970 AM	Modesto	KVON	1440 AM	Napa			

# SPRING TRAINING INFORMATION

**REPORTING DATES:** Pitchers and catchers report Tuesday, February 15 with the first workout the next day. The full squad reports on Sunday, February 20 with the first full squad workout the next day.

**MEDIA INFORMATION:** For credentials or broadcast space, please contact Bob Rose at (602) 797-5632 or Kristy Fick at (602) 797-5634. A media lunch is served before all home games at a cost of \$8.00.

**HEADQUARTERS HOTEL:** Doubletree Guest Suites, 320 North 44th Street, Phoenix, Arizona, 85008. (602) 225-0500.

**MINOR LEAGUE HEADQUARTERS:** Papago Park Baseball Complex, 1802 North 64th Street, Phoenix, Arizona, 85008. (480) 949-5951.

**STADIUM:** Phoenix Municipal Stadium (Capacity: 7,881), 5999 East Van Buren, Phoenix, Arizona. (602) 225-9400.

## IMPORTANT PHONE NUMBERS IN PHOENIX

### Public Relations Department

Main Office . . . . . (602) 225-9400  
 Bob Rose, Director of Public Relations . . . . . (602) 797-5632  
 Kristy Fick, Media Relations Manager . . . . . (602) 797-5634  
 Adam Loberstein, MR & Broadcasting Coord. . . . . (602) 797-5639  
 Press Box Direct Line . . . . . (602) 797-5644  
 Office Facsimile . . . . . (602) 225-9473

# SPRING TRAINING SCHEDULE

Day	Date	Opponent	Site	Time
Sun	Feb 27	Chicago Cubs (XTRA Sports 860 AM)	Mesa	12:05 pm
Mon	Feb 28	Los Angeles Angels	Tempe	12:05 pm
<b>Tues</b>	<b>March 1</b>	<b>Cincinnati</b>	<b>Phoenix</b>	<b>12:05 pm</b>
<b>Wed</b>	<b>March 2</b>	<b>Cleveland</b>	<b>Phoenix</b>	<b>12:05 pm</b>
Thur	March 3	Milwaukee	Maryvale	12:05 pm
<b>Fri</b>	<b>March 4</b>	<b>Texas</b>	<b>Phoenix</b>	<b>12:05 pm</b>
<b>Sat</b>	<b>March 5</b>	<b>San Francisco (XTRA Sports 860 AM)</b>	<b>Phoenix</b>	<b>12:05 pm</b>
<b>Sun</b>	<b>March 6</b>	<b>Milwaukee (ss) (XTRA Sports 860 AM)</b>	<b>Phoenix</b>	<b>12:05 pm</b>
		San Diego (ss)	Peoria	12:05 pm
<b>Mon</b>	<b>March 7</b>	<b>Seattle</b>	<b>Phoenix</b>	<b>12:05 pm</b>
<b>Tues</b>	<b>March 8</b>	<b>San Diego</b>	<b>Phoenix</b>	<b>12:05 pm</b>
Wed	March 9	Texas	Surprise	12:05 pm
<b>Thur</b>	<b>March 10</b>	<b>Kansas City</b>	<b>Phoenix</b>	<b>12:05 pm</b>
<b>Fri</b>	<b>March 11</b>	<b>Los Angeles Dodgers (ss)</b>	<b>Phoenix</b>	<b>12:05 pm</b>
		Milwaukee (ss)	Maryvale	12:05 pm
Sat	March 12	Seattle (XTRA Sports 860 AM)	Peoria	12:05 pm
<b>Sun</b>	<b>March 13</b>	<b>Colorado (XTRA Sports 860 AM / CSNCA)</b>	<b>Phoenix</b>	<b>1:05 pm</b>
Mon	March 14	Cleveland	Goodyear	1:05 pm
<b>Tues</b>	<b>March 15</b>	<b>Kansas City (ss)</b>	<b>Surprise</b>	<b>1:05 pm</b>
		<b>Chicago Cubs (ss)</b>	<b>Phoenix</b>	<b>1:05 pm</b>
Wed	March 16	OFF DAY		
<b>Thur</b>	<b>March 17</b>	<b>Chicago Cubs</b>	<b>Phoenix</b>	<b>1:05 pm</b>
Fri	March 18	Chicago White Sox (XTRA Sports 860 AM)	Glendale	4:05 pm
<b>Sat</b>	<b>March 19</b>	<b>Chicago White Sox (XTRA Sports 860 AM)</b>	<b>Phoenix</b>	<b>1:05 pm</b>
<b>Sun</b>	<b>March 20</b>	<b>Arizona (ss) (XTRA Sports 860 AM)</b>	<b>Phoenix</b>	<b>1:05 pm</b>
		San Francisco (ss)	Scottsdale	1:05 pm
Mon	March 21	Los Angeles Dodgers	Glendale	1:05 pm
<b>Tues</b>	<b>March 22</b>	<b>Cincinnati</b>	<b>Goodyear</b>	<b>1:05 pm</b>
Wed	March 23	Chicago Cubs	Mesa	1:05 pm
Thur	March 24	Arizona	Scottsdale	1:05 pm
<b>Fri</b>	<b>March 25</b>	<b>Los Angeles Angels</b>	<b>Phoenix</b>	<b>1:05 pm</b>
<b>Sat</b>	<b>March 26</b>	<b>Colorado (XTRA Sports 860 AM)</b>	<b>Phoenix</b>	<b>7:05 pm</b>
Sun	March 27	Colorado (XTRA Sports 860 AM)	Scottsdale	1:05 pm
Mon	March 28	San Francisco (XTRA Sports 860 AM)	San Francisco	7:15 pm
<b>Tues</b>	<b>March 29</b>	<b>San Francisco (XTRA Sports 860 AM / CSNCA)</b>	<b>Oakland</b>	<b>7:05 pm</b>
Wed	March 30	San Francisco (XTRA Sports 860 AM)	San Francisco	12:45 pm
Thur	March 31	OFF DAY		

All Times are Pacific (ss) denotes split squad



# PAST SPRING TRAINING RECORDS

YEAR	SITE	RECORD	HOME ATTENDANCE	DATES
1968	Bradenton, FL		—	—
1969	Mesa, AZ	10-14	12,003	13
1970	Mesa, AZ	15-13	17,614	14
1971	Mesa, AZ	12-15	14,889	16
1972	Mesa, AZ	9-11	17,295	13
1973	Mesa, AZ	14-10	21,206	14
1974	Mesa, AZ	8-16	26,732	12
1975	Mesa, AZ	7-11	36,732	10
1976	Mesa, AZ	4-10	21,373	9
1977	Mesa, AZ	12-15	24,446	16
1978	Mesa, AZ	9-15	28,695	12
1979	Scottsdale, AZ	12-10	13,295	9
1980	Scottsdale, AZ	13-7	19,098	10
1981	Scottsdale, AZ	17-10	37,899	13
1982	Phoenix, AZ	8-14	42,043	10
1983	Phoenix, AZ	14-11	28,621	9
1984	Phoenix, AZ	12-14	33,352	12
1985	Phoenix, AZ	13-13-1	49,718	13
1986	Phoenix, AZ	17-12	68,292	15
1987	Phoenix, AZ	14-15	88,994	14
1988	Phoenix, AZ	14-16	129,120	15
1989	Phoenix, AZ	19-13	152,416	16
1990	Phoenix, AZ	6-10	81,490	9
1991	Phoenix, AZ	13-16-1	156,345	16
1992	Phoenix, AZ	15-13	131,460	14
1993	Phoenix, AZ	15-18-1	174,911	19
1994	Phoenix, AZ	19-11	126,160	15
1995	Phoenix, AZ	15-11-1	41,893	15
		6-4-2	16,617	6
1996	Phoenix, AZ	16-16-1	86,543	15
1997	Phoenix, AZ	17-15-1	103,298	18
1998	Phoenix, AZ	18-13	93,261	17
1999	Phoenix, AZ	16-17	92,110	16
2000	Phoenix, AZ	20-11-1	77,781	14
2001	Phoenix, AZ	22-10	110,876	15
2002	Phoenix, AZ	17-15-1	118,268	17
2003	Phoenix, AZ	16-13-2	81,537	14
2004	Phoenix, AZ	19-14-1	123,535	16
2005	Phoenix, AZ	15-18	129,434	17
2006	Phoenix, AZ	15-17	113,077	16
2007	Phoenix, AZ	17-12-2	113,033	15
2008	Phoenix, AZ	18-8	88,617	13
2009	Phoenix, AZ	17-18-2	105,147	18
2010	Phoenix, AZ	12-17-3	105,507	16





## Community FUND

The Oakland Athletics organization, in conjunction with the A's Community Fund, strives to make a positive impact in the Bay Area and Northern California. A's players, coaches, and front office employees, together with fans and sponsors, are committed to meeting the social, cultural and educational demands in the community. The A's host numerous fundraising events, implement several educational programs and support various organizations that reach out to people of diverse backgrounds throughout the community.

Information regarding Oakland Athletics community programs can be found online at [oaklandathletics.com](http://oaklandathletics.com). Requests for donations and player appearances must be submitted in writing and addressed to the following: Oakland Athletics, Community Relations Department, 7000 Coliseum Way, Oakland, CA 94621.

**OAKLAND A'S COMMUNITY FUND:** The Oakland A's Community Fund supports more than 1,500 charitable organizations through monetary contributions and donated auction items in its efforts to support charitable organizations in improving the quality of life for people throughout the Bay Area. The Fund supports endeavors to improve educational programs, aid the underprivileged, assist in crime and drug prevention, promote health awareness, and champion children and senior welfare. The A's Community Fund believes in the need to invest in the community's future by donating approximately \$600,000 annually to various community programs.

### A'S BREAST CANCER AWARENESS DAY:

The A's host a Breast Cancer Awareness Day each year to raise funds for breast cancer education and research. Funds are raised through commemorative pins and caps, an A's autographed quilt raffle and sponsor support. Pre-game ceremonies include the formation of a symbolic human pink ribbon on the field by over 500 Bay Area survivors, the release of white doves as a symbol of hope and a presentation of the "Gift of Faith" grant, which donates \$5,000 annually to a local breast cancer charity in memory of the late longtime KTVU news reporter, Faith Fancher. Over the past 12 years, the A's have raised over \$1 million for breast cancer education and research.



### MUG ROOT BEER FLOAT DAY:

Each year the A's and Pepsi host MUG Root Beer Float Day to raise funds for the Juvenile Diabetes Research Foundation. Proceeds are raised through the sale of root beer floats, tips given to "celebrity scoopers," the sale of autographed mugs and a silent auction of sports memorabilia. Since 2003, the A's have raised over \$300,000 for the Juvenile Diabetes Research Foundation through MUG Root Beer Float Day.

## Oakland A's In The Community, continued

**HOME RUN READERS PROGRAM:** The A's Home Run Readers program encourages teachers to establish reading goals for their students based on each child's individual reading level. As incentives, A's players, coaches, mascot Stomper and A's staff visit participating schools to congratulate the students and to encourage them to continue reading, both inside and outside of the classroom. Students who participate in the program attend the game on Home Run Readers Day as guests of the A's.

**"MATHLETICS" PROGRAM:** The "Mathletics" program is a unique program designed to stress the importance of students utilizing math in their daily lives. The A's design and distribute workbooks to participating schools which use simple formulas for calculating statistics of A's players. Students who complete their workbooks correctly and submit the answer sheet to the A's receive two ticket vouchers. In addition, one school that demonstrates outstanding participation in the program receives a visit from an A's player. The "Mathletics" program is sponsored by Ross Dress For Less and Comcast SportsNet California.

**GREEN STAMPEDE HOMEWORK CLUB:** Before select A's home games, volunteers from local public schools offer tutoring for at-risk students at the Oakland-Alameda County Coliseum. Students who attend the study group are rewarded with tickets to that night's game and if they attend all eight sessions they receive a visit from an A's player.

**WELLS FARGO SCHOOL SUPPLY DONATION AND EDUCATOR FUND PROGRAM:** This program collects school supplies at every A's Friday home game at A's Guest Relations behind Section 119 to benefit local schools in need. Fans who donate a new school supply, worth \$5 or more, receive a two-for-one Field Level ticket voucher for a future A's game. At the end of the season, collected supplies will be donated to various schools in the East Bay and the children may receive a visit by the A's mascot Stomper. In addition, throughout the season the A's will honor local teachers for their dedication to education in a special on-field pre-game ceremony and Wells Fargo will provide additional funding to those schools.



**TAKE THE FIELD WITH THE A'S:** Prior to select home games, members of local baseball and softball teams accompany A's players as they take the field, stand with them during the National Anthem and receive an autographed baseball.

**LITTLE LEAGUE DAYS:** Members of organized youth baseball programs are offered discounted group ticket prices to attend one of the two designated Little League Days with the A's. Little Leaguers (age 14 and under) attend a pre-game festival and participate in the on-field parade that honors youth baseball. A's Little League Days are sponsored by Chevy.

**A'S DINNER ON THE DIAMOND:** This annual dinner with A's players and their families is hosted by A's Owner and Managing Partner Lew Wolff and his daughter Kari Wolff with proceeds benefitting the Oakland A's Community Fund and a designated local charity. The A's Dinner on the Diamond is sponsored by the Wolff and Fisher families.

**A'S AMIGOS:** The A's Amigos program gives Hispanic children the opportunity to hear an A's player speak about the importance of education, sportsmanship and hard work. In addition to a pre-game visit, each child receives a game ticket and an A's cap. The A's Amigos program is sponsored by XFINITY, Home of the Most Live Sports.



**LITTLE A'S:** Each year, over 10,000 children from low to moderate-income families are treated to A's games and receive a Bank of America water bottle and family passes to the Oakland Zoo. The Little A's program is sponsored by Bank of America and supported by Clorox and the Oakland Zoo.

**HOLIDAY PARTY:** The A's Community Fund, Round Table Pizza and the Oakland Zoo host an annual holiday party for local school children. Current and former A's players are present to sign autographs and distribute gifts to each child. The holiday festival features an animal presentation in the Wildlife Theater by the Oakland Zoo, lunch, face painters, arts and crafts, and a visit by Santa and the A's mascot Stomper.



**HOLIDAY CARAVAN:** During the offseason, current and former A's players and the A's mascot Stomper make stops around the Bay Area during the A's Holiday Caravan. The caravan features visits to schools, hospitals, shelters, meet-and-greets and appearances at holiday parades and malls and other public places.

**TICKET PURCHASE PROGRAM:** Oakland A's players, the A's Community Fund and corporate sponsors purchase and donate thousands of game tickets to various charitable and non-profit groups each season.

**SILENT AUCTION:** The A's Community Fund holds silent auctions of various sports memorabilia behind section 120 on all Saturday and Sunday home dates. The A's Community Fund donated a portion of the proceeds to designated charitable groups as a silent auction partner on selected dates throughout the season.

**FIELD RENOVATIONS:** The A's Community Fund, in partnership with the Good Tidings Foundation, renovates a local baseball or softball field in order to provide local youth a state-of-the-art facility. Over the past few years, the A's and the Good Tidings Foundation renovated the baseball and softball fields at Washington High School in Fremont, Rickey Henderson Baseball Field located at the Arroyo Viejo Recreation Center in East Oakland and Bambino Field at the Greenman Field Baseball Complex.

**A'S COMMUNITY FUND GOLF CLASSIC:** This annual tournament pairs participants with A's players, former players, coaches and A's staff for a day of golf at one of the Bay Area's top courses. The event, sponsored by Chevron and State Roofing Systems of San Leandro, features breakfast, tee prizes, an awards dinner banquet and live and silent auctions of sports memorabilia and other prizes. All proceeds benefit the Oakland A's Community Fund.

# A'S PROMOTION AND EVENTS SCHEDULE

Day	Date	Opponent	Promotion/Event (Sponsor)	Distribution
Friday	April 1	Seattle	A's Magnetic Schedules (Farmers Insurance)	32,000 Fans
Saturday	April 2	Seattle	A's Calendar (AvoDerm Natural) / Pet Adoption Day (AvoDerm Natural)	10,000 Fans
Sunday	April 3	Seattle	Japanese Heritage Day (Super Street Fighter IV 3D Edition) / Matsui Player T-Shirt (Super Street Fighter IV 3D Edition)	10,000 Fans
Friday	April 15	Detroit	A's Fleece Blanket (Bay Area News Group)	10,000 Fans
Saturday	April 16	Detroit	A's Home Cap (Cache Creek Casino Resort)	10,000 Fans
Sunday	April 17	Detroit	A's Kids Wristbands (Chevy) / Little League Day #1 (Chevy)	7,500 Kids
Saturday	April 30	Texas	Rickey Henderson Bobblehead (Kingsford Capital Management)	20,000 Fans
Sunday	May 1	Texas	Magnet Set / Scout Day	7,500 Kids
Thursday	May 5	Cleveland	Atleticos Shirt (Chevy) / Cinco de Mayo (Chevy)	10,000 Fans
Saturday	May 14	Chicago	Kids Bat (Ross Dress For Less) / "Mathletics" Day (Ross Dress For Less)	7,500 Kids
Sunday	May 15	Chicago	A's Kids Baseball Hat (Chevy) / Little League Day #2 (Chevy)	7,500 Kids
Tuesday	May 17	Los Angeles	Jewish Heritage Night	
Saturday	May 28	Baltimore	A's Fireworks Show (XFINITY)	
Thursday	June 30	Florida	MUG Root Beer Float Day (Pepsi)	
Saturday	July 2	Arizona	A's Fireworks Show	
Monday	July 4	Seattle	Fourth of July A's Visor / Salute to Armed Forces Day	10,000 Fans
Friday	July 15	Los Angeles	A's Dog Day at the Park (AvoDerm Natural)	
Sunday	July 17	Los Angeles	MC Hammer Bobblehead (Supercuts) / '80s Day	15,000 Fans
Friday	July 29	Minnesota	A's Fireworks Show (Bay Area News Group)	
Saturday	July 30	Minnesota	A's BeerFest	21 or older
Sunday	July 31	Minnesota	Suzuki Replica Gold Jersey (Pepsi)	15,000 Fans
Friday	Aug. 12	Texas	Italian Heritage Night	
Saturday	Aug. 13	Texas	Ray Fosse Bobblehead (Comcast SportsNet California) / Law Enforcement Day	10,000 Fans
Sunday	Aug. 14	Texas	A's Fiesta Day (Chevy) / Giveaway Item TBD (Chevy)	10,000 Fans
Friday	Aug. 19	Toronto	Filipino Heritage Night	
Saturday	Aug. 20	Toronto	A's Fireworks Show (Chevron)	
Saturday	Sept. 3	Seattle	Church Community Day	
Sunday	Sept. 4	Seattle	Pink Argyle Rally Scarf / Breast Cancer Awareness Day	10,000 Fans
Friday	Sept. 16	Detroit	A's Fireworks Show	
Saturday	Sept. 17	Detroit	A's Team Photo / Firefighter Appreciation Day	10,000 Fans

Dates, giveaways and events are tentative and subject to change.

Visit the A's website at [oaklandathletics.com](http://oaklandathletics.com) for the most up-to-date promotional schedule.

TO PURCHASE A'S TICKETS CALL (877) 493-BALL.

## MEDIA GUIDE CREDITS

The 2011 Oakland Athletics Media Guide is a production of the Oakland Athletics Public Relations Department, Oakland-Alameda County Coliseum, 7000 Coliseum Way, Oakland, CA 94621. The guide was edited by Baseball Information Manager Mike Selleck with assistance from Bob Rose, Director of Public Relations; Kristy Fick, Player and Media Relations Manager; Debbie Gallas, Media Services Manager; and Adam Loberstein, Media Relations and Broadcasting Coordinator.

The 2011 Oakland Athletics Media Guide was printed by Dumont Printing, 1333 G Street, Fresno, CA 93706. Special thanks to Marion Broughton and Lori Sakoda. The cover was designed by Dumont Printing.

The A's would like to extend special thanks to Major League Baseball's Information System, Elias Sports Bureau, Stats Inc., Bill Arnold of The Sports Features Group, David Vincent and Retrosheet for their contributions to this year's guide.

Photography by Michael Zagaris, Oakland A's; Ron Riesterer, Oakland Tribune; Brad Newton, Texas Rangers; National Baseball Hall of Fame; Minor League Baseball and Oakland A's archives.

Additional and updated information, statistics or photos are available to accredited news sources by contacting the A's Public Relations Department or by logging onto the team's virtual pressbox—[pressbox.oaklandathletics.com](http://pressbox.oaklandathletics.com).