

2012
AL WEST DIVISION
CHAMPIONS
A's

2013
MEDIA GUIDE

2013 OAKLAND A's SCHEDULE

MARCH/APRIL						
SUN	MON	TUE	WED	THU	FRI	SAT
24	25	26	27	SF 28 7:15 EXHIBITION	SF 29 7:15 EXHIBITION	SF 30 1:05 EXHIBITION
31	SEA 1 7:05	SEA 2 7:05	SEA 3 7:05	SEA 4 12:35	HOU 5 5:05	HOU 6 4:05
HOU 7 11:05	8	LAA 9 7:05	LAA 10 7:05	LAA 11 7:05	DET 12 7:05	DET 13 1:05
DET 14 1:05	HOU 15 7:05	HOU 16 7:05	HOU 17 12:35	18	TB 19 4:10	TB 20 TBD
TB 21 10:40	BOS 22 3:30	BOS 23 3:30	BOS 24 1:05	BAL 25 7:05	BAL 26 7:05	BAL 27 1:05
BAL 28 1:05	LAA 29 7:05	LAA 30 7:05				

JULY						
SUN	MON	TUE	WED	THU	FRI	SAT
	1	CHC 2 7:05	CHC 3 7:05	CHC 4 1:05	KC 5 5:10	KC 6 11:10
KC 7 11:10	PIT 8 4:05	PIT 9 4:05	PIT 10 4:05	11	BOS 12 7:05	BOS 13 7:05
BOS 14 1:05	15	ALL STAR GAME		17	LAA 19 7:05	LAA 20 6:05
LAA 21 12:35	HOU 22 5:05	HOU 23 5:05	HOU 24 11:05	LAA 25 7:05	LAA 26 7:05	LAA 27 12:05
LAA 28 1:05	TOR 29 7:05	TOR 30 7:05	TOR 31 12:35			

MAY						
SUN	MON	TUE	WED	THU	FRI	SAT
			LAA 1 12:35	2	NYN 3 4:05	NYN 4 10:05
NYN 5 10:05	CLE 6 4:05	CLE 7 4:05	CLE 8 4:05	CLE 9 9:05	SEA 10 7:10	SEA 11 6:10
SEA 12 1:10	TEX 13 7:05	TEX 14 7:05	TEX 15 12:35	16	KC 17 7:05	KC 18 6:05
KC 19 1:05	TEX 20 5:05	TEX 21 5:05	TEX 22 11:05	23	HOU 24 5:05	HOU 25 4:15
HOU 26 11:05	SF 27 1:05	SF 28 7:05	SF 29 7:15	SF 30 12:45	CWS 31 7:05	

AUGUST						
SUN	MON	TUE	WED	THU	FRI	SAT
				1	TEX 2 7:05	TEX 3 1:05
TEX 4 1:05	5	CIN 6 4:10	CIN 7 9:35	8	TOR 9 4:07	TOR 10 10:07
TOR 11 10:07	TOR 12 9:37	HOU 13 7:05	HOU 14 7:05	HOU 15 12:35	CLE 16 7:05	CLE 17 6:05
CLE 18 1:05	SEA 19 7:05	SEA 20 7:05	SEA 21 12:35	22	BAL 23 4:05	BAL 24 1:05
BAL 25 10:35	DET 26 4:05	DET 27 4:05	DET 28 4:05	DET 29 10:05	TB 30 7:05	TB 31 6:05

JUNE						
SUN	MON	TUE	WED	THU	FRI	SAT
						CWS 1 1:05
CWS 2 1:05	MIL 3 5:10	MIL 4 5:10	MIL 5 11:10	CWS 6 5:10	CWS 7 5:10	CWS 8 1:10
CWS 9 11:10	10	NYN 11 7:05	NYN 12 7:05	NYN 13 12:35	SEA 14 7:05	SEA 15 4:15
SEA 16 1:05	TEX 17 5:05	TEX 18 5:05	TEX 19 5:05	TEX 20 11:05	SEA 21 7:10	SEA 22 7:10
SEA 23 1:10	24	CIN 25 7:05	CIN 26 12:05	27	STL 28 7:05	STL 29 1:05
STL 30 1:05						

SEPTEMBER						
SUN	MON	TUE	WED	THU	FRI	SAT
TB 1 1:05	TEX 2 1:05	TEX 3 7:05	TEX 4 12:35	HOU 5 7:05	HOU 6 7:05	HOU 7 1:05
HOU 8 1:05	9	MIN 10 5:10	MIN 11 5:10	MIN 12 10:10	TEX 13 5:05	TEX 14 10:05
TEX 15 12:05	LAA 16 7:05	LAA 17 7:05	LAA 18 12:35	MIN 19 7:05	MIN 20 7:05	MIN 21 1:05
MIN 22 1:05	LAA 23 7:05	LAA 24 7:05	LAA 25 12:35	26	SEA 27 7:10	SEA 28 6:10
SEA 29 1:05	30					

As of 1/18/13

Front Office



*2012 Executive of the Year Billy Beane
(left) and 2012 AL Manager of the Year
Bob Melvin*



1973 WORLD SERIES CHAMPIONS

A'S PAY 40-YEAR TRIBUTE TO FIRST BAY AREA PROFESSIONAL TEAM TO WIN BACK-TO-BACK WORLD TITLES

AL & World Series MVP Reggie Jackson, Three 20-Game Winners Propel Oakland to 94-Win Season and Game 7 Victory over Mets in World Series

As an encore to their first World Series title a year earlier, the Oakland Athletics left little doubt that a baseball dynasty was brewing in the East Bay by repeating as World Champions in 1973.

The cast of characters remained nearly the same from the previous season, as future Hall of Famers Reggie Jackson, Catfish Hunter and Rollie Fingers again played prominent roles in hoisting another trophy. Members of the 1973 team will be honored April 27 prior to the A's game against Baltimore.

In winning their third straight American League West title, the 1973 A's raced to a 94-68 record—the same finish and record as Bob Melvin's 2012 club—and staged dramatic series wins over the Baltimore Orioles in five games in the ALCS and over the New York Mets in seven games in the World Series.

It was a beautifully balanced team managed by future Hall of Famer Dick Williams and featuring a lethal combination of power and speed, and pitching staff that suffocated many an opponent. Jackson may have enjoyed his finest all-around season as an Athletic, as he batted .293 and led the American League with 32 home runs and 117 RBI to win the AL Most Valuable Player award. After hitting .310 with three doubles, a triple and home run, he also was crowned the World Series MVP.

However, Jackson was not the lone star on this team. Far from it. Third baseman and team captain Sal Bando, playing in all 162 regular season games, hit .287 with 29 homers and 129 RBI. Center fielder Billy North (.285, 53 SB) and shortstop Campy Campaneris (.250, 34 SB) provided Oakland with one of baseball's best base-running tandems at the top of the order. Gene Tenace, moved to first base to accommodate newly-acquired catcher Ray Fosse, returned from his 1972 World Series MVP heroics to pound out 24 home runs, 84 RBI and a .259 average. And another Series' hero, left fielder Joe Rudi (.270, 12 HR, 66 RBI), and veteran DH Deron Johnson (.246, 19 HR, 81 RBI) gave the A's additional punch.

Campaneris particularly shined in the postseason, hitting .333 and setting then ALCS records for total bases (14) and stolen bases (3), and tying the ALCS mark for home runs (2) against Baltimore. He then batted .290 with six runs scored, three stolen bases, a triple and home run against the Mets in the World Series.

Meanwhile, the '73 A's featured three 20-game winners in their stellar starting rotation in Hunter (21-5), Ken Holtzman (21-13) and Vida Blue (20-9). Hunter missed a month due to injury but fashioned another brilliant season which included a 13-game winning streak at one juncture of the campaign. He capped his season by winning twice against the Orioles in the ALCS, including a 3-0 shutout in Game 5, and then prevailing over the Mets in critical Game 6 of the World Series.

Fingers anchored a stingy bullpen, registering seven wins, a 1.92 ERA and 22 saves in 126.2 innings and 62 appearances.

The A's would go on to win a third straight World Series in 1974, at the time becoming only the seventh team in major U.S. professional sports (MLB, NFL, NBA and NHL) to accomplish that feat.

ATHLETICS VIRTUAL PRESS BOX



The Oakland A's Virtual Press Box includes game notes, statistics, news links, lineups, minor league reports, press releases, rosters, post game notes and more. The site also features information from the visiting team for all home games.

The A's virtual press box also includes an expanded version of the Oakland A's Media Guide. The digital version of the A's Media Guide includes player splits and an expanded statistics and postseason history. During the season, the guide will be updated with bios for any players acquired following the publication of the print version of the guide.

You can visit the A's Virtual Press Box at <http://pressbox.oaklandathletics.com> or by scanning the QR code on the left.

TABLE OF CONTENTS

FRONT OFFICE

1973 World Series Champions.....	2
Table of Contents	3
Front Office Directory	5
Executive Profiles.....	8
Baseball Operations.....	10
Administration	17
Sports Medicine Staff	19
Medical Consultants.....	21
Clubhouse and Staff.....	21
Additional Clubhouse Staff	22

2013 ATHLETICS

Manager and Coaches.....	24
The Players	32
Roster.....	330

2012 SEASON IN REVIEW

Season in Review.....	334
Batting and Pitching Statistics.....	340
Fielding Statistics	341
Day-By-Day Results.....	342
Division Series Statistics.....	346
Division Series Results.....	346
Wild Card Day-By-Day.....	347
Miscellaneous Stats	347
Club Statistics	348
Highs and Lows	348
Designated Hitting Statistics.....	350
Pinch Hitting Statistics.....	350
Batting With RISP.....	351
Batting With The Bases Loaded.....	351
Batting and Pitching Breakdown	352
Starting Lineups	353
Player Transactions.....	353
Stats At The All-Star Break.....	356
Stats After The All-Star Break.....	357
April Statistics	358
May Statistics	359
June Statistics	360
July Statistics	361
August Statistics	362
September Statistics	363
Stats At Home	364
Stats On The Road.....	365
Stats During The Day	366
Stats At Night	367
Stats vs. Left-Handers.....	368
Stats vs. Right-Handers	369
Final Standings	370
Major League Attendance	371
AL Team Leaders	372
AL Batting Leaders	374
AL Pitching Leaders	376
AL Rookie Batting Leaders.....	378
AL Rookie Pitching Leaders.....	379
NL Team Leaders	380
NL Batting Leaders.....	382
NL Pitching Leaders.....	384
NL Rookie Batting Leaders	386

NL Rookie Pitching Leaders.....	387
Final Spring Training Statistics.....	388
Spring Training Results.....	390

RECORDS

Athletics Year-By-Year.....	392
Athletics vs. the American League	394
Athletics vs. the National League.....	396
Athletics in Divisional Play.....	396
Oakland A's Month-by-Month	397
Athletics Franchise Records.....	398
Oakland Athletics Records	403
Franchise Career Batting Leaders	410
Oakland Career Batting Leaders.....	411
Franchise Career Pitching Leaders.....	412
Oakland Career Pitching Leaders	413
Franchise Season Batting Leaders	414
Oakland Season Batting Leaders	415
Franchise Season Pitching Leaders.....	416
Oakland Season Pitching Leaders.....	417
Athletics Year-By-Year Batting	418
Athletics Year-By-Year Pitching.....	420
Athletics Year-By-Year Fielding	422
Athletics Year-By-Year Batting Leaders	424
Athletics Year-By-Year Pitching Leaders.....	430
Athletics Home Run History	435
Oakland Athletics Streaks	440
Athletics Low-Hit Games.....	441
Oakland Athletics Steals of Home	442
Career Games Played Leaders.....	443
Homestands and Road Trips.....	444
Longest Games in Oakland History.....	444
Game Times.....	445
Oakland A's at the All-Star Break	445
High Scoring Games in Oakland History.....	446
Biggest Comebacks and Blown Leads.....	446
The Last Time It Happened.....	447

HISTORY

Notable Performances & Award Winners	450
Athletics in the Hall of Fame.....	453
Athletics Retired Numbers.....	453
Special Recognition	455
Athletics All-Star Game Selections.....	456
Oakland Athletics in Season Openers.....	457
Oakland A's Opening Day Lineups.....	458
The Championship Years	460
All-Time Postseason Results	464
Postseason Team Totals	468
Division Series Records	470
League Championship Series Records.....	472
World Series Records	474
Postseason Career Leaders.....	476
Postseason Single Game Bests.....	477
Postseason Series Year-By-Year Recap.....	478
Athletics All-Time Roster	572
Most Recent Trades With Each Team.....	579
Oakland A's Coaches	580
Oakland A's & San Francisco Giants.....	580

OPPONENTS

Baltimore Orioles.....	582
Boston Red Sox.....	583
Chicago White Sox.....	584
Cleveland Indians.....	585
Detroit Tigers.....	586
Houston Astros.....	587
Kansas City Royals.....	588
Los Angeles Angels of Anaheim.....	589
Minnesota Twins.....	590
New York Yankees.....	591
Seattle Mariners.....	592
Tampa Bay Rays.....	593
Texas Rangers.....	594
Toronto Blue Jays.....	595
Chicago Cubs.....	596
Cincinnati Reds.....	596
Milwaukee Brewers.....	597
Pittsburgh Pirates.....	598
St. Louis Cardinals.....	598
San Francisco Giants.....	599

PLAYER DEVELOPMENT

Athletics Minor League Directory.....	602
Athletics Scouting Assignments.....	603
Athletics Minor League Affiliates.....	604
Minor League Field Staff.....	605

Sacramento River Cats Staff.....	606
Midland Rockhounds Staff.....	608
Stockton Ports Staff.....	609
Beloit Snappers Staff.....	610
Vermont Lake Monsters Staff.....	611
Arizona A's Staff.....	613
Minor League Schedules.....	615
Minor League Statistics.....	616
Organizational Standings.....	623
Organizational Leaders.....	624
2012 Draft Picks.....	626
Organizational Players.....	627

MISCELLANEOUS

O.co Coliseum.....	666
Coliseum Attendance Records.....	667
Coliseum Rainouts & Shortened Games.....	669
Media Information and Policies.....	670
Athletics On The Air.....	672
A's Television and Radio.....	675
Athletics Broadcast History.....	675
Spring Training Schedule.....	677
Spring Training Information.....	677
Past Spring Training Records.....	678
Oakland A's In The Community.....	679
A's Promotion and Events Schedule.....	682

INDEX TO SELECTED FILLERS

20-Game Winners, Oakland A's.....	179
20-Game Winning Streak, Oakland A's.....	65
100-Win Seasons, Most by Franchise.....	436
All-Star Game Selections, Athletics Most.....	467
At a glance, A's 2012.....	346
Batting Practice Schedule.....	669
Coaching Assignments, Oakland A's Recent.....	30
Coliseum Firsts.....	300
Coliseum Quick Facts.....	666
Comeback, Athletics Biggest.....	249
Consecutive Games Played, Oakland A's.....	443
Contract Status, Oakland A's.....	85
Cycle, Athletics who have hit for the.....	401
Designated Hitter Rule.....	412
Directory, MLB.....	599
Disabled List, A's 2012.....	352
Doubleheaders, Oakland A's Day/Night.....	173
Doubleheaders, Oakland Athletics.....	198
Ejections, Oakland A's Recent.....	103
Elephant, The A's.....	285
First Round Draft Picks, A's.....	625
Five-hit games, Oakland A's.....	406
Franchise Facts.....	597
General Managers, Oakland A's.....	11
Ground Rules, O.co Coliseum.....	223
Hits in a Game, Oakland A's 20 or More.....	587
Hitting Streaks, Athletics and Oakland.....	434
Homeless Streaks, Longest by Oakland Pitchers.....	417
Home Runs, Athletics Milestone.....	131
Lasts by A's Pitchers.....	413

Managers, Athletics.....	24
Milestone Hits, Oakland A's.....	436
Milestone Home Runs, Athletics and Oakland.....	131
Milestones Within Reach.....	157
Minor League All-Stars, 2012.....	617
Minor League Players and Pitchers of the Week.....	626
Monthly Bests, Athletics Franchise.....	308
Non-Roster Invitees, Recent to play for Oakland.....	75
Opening Day, Oakland A's Most Consecutive Starts.....	459
Opening Day, Oakland A's Most Starts.....	459
Opening Day, Oakland A's Most Starts by Position.....	459
Opening Day, Oakland A's Oldest Starters.....	457
Opening Day, Oakland A's Youngest Starters.....	457
Ownership, Athletics.....	8
Pitchers Career Hitting, Oakland A's.....	593
Player and Pitcher of the Year, A's Organizational.....	621
Player of the Week, A's Recent.....	328
Players Who Have Pitched, Oakland A's.....	355
Postseason Bests.....	345
Presidents, Oakland A's.....	9
Radio Network, Oakland A's.....	674
Recent Minor League Affiliates.....	614
Relief Pitcher Effectiveness.....	322
Rookie Rule.....	149
Runs, 10 or more in an inning.....	50
Save Rule.....	416
Scoreless Streaks, Longest by Oakland Pitchers.....	417
Ticket Prices.....	667
Triple Plays, Athletics.....	409
Winning Streaks, Longest by Oakland A's Pitchers.....	448



OAKLAND ATHLETICS
O.co Coliseum
7000 Coliseum Way
Oakland, CA 94621
510-638-4900
oaklandathletics.com

OAKLAND ATHLETICS INVESTMENT GROUP

Managing Partner: Lewis Wolff
Venue Development: Keith Wolff

PRINCIPAL PARTNERS

Richard Ackerman	Sandy Dean	Bob Fisher	Steve Lieberman	Jim Taylor
Dave Alden	Jason DiNapoli	John Fisher	Flip Maritz	Ross Walker
Billy Beane	John DiNapoli	Katie Hall	Wayne Rogers	Kari Wolff
Hugh Boss	Mark Dunn	David Horn	Guy Saperstein	
Michael Crowley	Bill Fisher	Ed Kashian	Mark Slavonia	

FRONT OFFICE DIRECTORY

EXECUTIVES

Owner/Managing Partner Lew Wolff
 President Michael Crowley
 Executive Assistant Carolyn Jones

Legal

General Counsel Neil Kraetsch
 Senior Counsel Ryan Horning

BASEBALL OPERATIONS

Vice President & General Manager Billy Beane
 Field Manager Bob Melvin
 Assistant General Manager David Forst
 Director of Player Personnel Billy Owens
 Director of Baseball Operations Farhan Zaidi
 Director of Professional Scouting/Baseball Development Dan Feinstein
 Director of Player Development Keith Lieppman
 Director of Scouting Eric Kubota
 Director of Minor League Operations Ted Polakowski
 Special Assistant to General Manager Chris Pittaro
 Special Assistant to General Manager Grady Fuson
 Special Advisor Phil Garner
 Coordinator of International Scouting Sam Geaney
 Special Assistant to Baseball Operations Scott Hatteberg
 Director of Baseball Administration Pamela Pitts
 Director of Team Travel Mickey Morabito
 Architect Baseball Systems Rob Naberhaus
 Baseball Operations Analyst Michael Schatz
 Scouting Assistant Kate Greenthal
 Video Coordinator Adam Rhoden
 Minor League Video Coordinator Mark Smith
 Executive Assistant Betty Shinoda
 Administrative Assistant, Player Development Valerie Vander Heyden

Front Office Directory, continued

Clubhouse

Equipment Manager	Steve Vucinich
Visiting Clubhouse Manager	Mike Thalblum
Assistant Equipment Manager	Brian Davis
Umpire & Clubhouse Assistant	Matt Weiss
Clubhouse Assistant	William Angel
Arizona Clubhouse Manager	James Gibson
Arizona Assistant Clubhouse Managers	Thomas Miller, Chad Yaconetti

Medical Staff

Head Trainer	Nick Paparesta
Assistant Trainer	Walt Horn
Assistant Trainer	Brian Schulman
Strength & Conditioning Coach	Michael Henriques
Major League Massage Therapist	Ozzie Lyles
Coordinator of Medical Services	Larry Davis
Team Physician	Dr. Allan Pont
Team Orthopedist	Dr. Jon Dickinson
Associate Team Orthopedist	Dr. Will Workman
Consulting Orthopedist	Dr. Lewis Yocum
Arizona Team Physician	Dr. Fred Dicke
Internal Medicine Consultant	Dr. Elliott Schwartz

SALES AND MARKETING

Vice President, Sales & Marketing	Jim Leahey
Sales & Marketing Assistant	Sarina Madnick

Marketing & Advertising

Senior Director of Marketing	Troy Smith
Senior Manager of Digital Marketing	Travis LoDolce
Manager, Advertising & Marketing	Amy MacEwen
Creative Services Manager	Mike Ono
Advertising Assistant	Stella Koh

Special Events

Senior Manager of Promotion & Events	Heather Rajeski
Special Events Coordinator	Caroline Griggs
Special Events Assistant	Sandy Karbel
Mascot	Stomper

Corporate Sales

Senior Director of Corporate Partnerships	Darrin Gross
Director of Partnership Services	Franklin Lowe
Senior Account Manager, Corporate Partnerships	Jill Golden
Corporate Account Manager	Jessica Scott, Tim Sommer
Corporate Service Assistant	Mitch Tom

Ticket Sales, Operations & Services

Executive Director of Ticket Sales & Operations	Steve Fanelli
Senior Director of Ticket Services	Josh Ziegenbusch
Senior Manager of Ticket Operations	David Adame
Ticket Services Manager	Catherine Glazier
Suite Services Manager	Moti Bycel
Premium Services Manager	David King
Ticket Operations Manager	Anuj Patel
Ticket Operations Coordinator	Jason Hicks
Ticket Systems Support Coordinator	Patricia Heagy
Ticket Services Representatives	Sean Cassidy, Colt Riley, Marco Ruidiaz
Season Ticket Retention Representatives	John Austin, Michael Neis
Director of Ticket Sales	Brian DiTucci
Sales & Ticket Operations Coordinator	Judy Quinata
Premium Seat Sales Manager	Chris Van Dyne
Group Sales Manager	Josh Feinberg
Season Ticket Sales Manager	Aaron Dragomir
Inside Sales Manager	David Nosti
Senior Account Manager, Premium Seating	Parker Newton

Senior Account Manager	Phil Chapman
Account Managers	Tamara Burnett, Robert Cvetan, Kelly Ghelfi, Amanda Groppetti, Michael Kalchik, Kavi Kapur, Jeff LaBonte, Valisa Maki, B.J. Otts, Mason Snyder
Database Services Manager	Mark Bashuk
Ticket Sales Analyst	Ankit Behl

Stadium Operations

Vice President, Stadium Operations	David Rinetti
Director of Stadium Operations	Paul La Veau
Senior Manager of Stadium Operations Events	Kristy Ledbetter
Stadium Services Manager	Randy Duran
Guest Services Manager	Whitney Smith
Stadium Operations Scheduler	Gabrielle Weems
Stadium Operations Assistant	Matt Van Norton
Guest Services Assistant	Elisabeth Aydelotte
Head Groundskeeper	Clay Wood
Arizona Groundskeeper	Chad Huss

COMMUNICATIONS AND BROADCASTING

Vice President, Communications and Broadcasting	Ken Pries
---	-----------

Public Relations

Director of Public Relations	Bob Rose
Senior Manager of Player and Media Relations	Kristy Mendes
Baseball Information Manager	Mike Selleck
Media Services Manager	Debbie Gallas
Media Relations & Broadcast Coordinator	Adam Loberstein
Team Photographer	Michael Zagaris

Community Relations

Director of Community Relations	Detra Paige
Community Relations/Memorabilia Manager	Erik Farrell
Community Relations Assistant	Melissa Guzman

Stadium Entertainment

Senior Director of Multimedia Services	David Don
Stadium Entertainment Production Manager	Matt Shelton
Multimedia Services Manager	Jon Martin
Public Address Announcer	Dick Callahan
In-Game Host	Kara Tsuboi

Broadcasting

Team Announcers	Ray Fosse, Ken Korach, Glen Kuiper, Vince Cotroneo
Broadcasting Services Manager	Warren Chu

FINANCE AND ADMINISTRATION

Vice President, Finance	Paul Wong
-------------------------	-----------

Finance and Accounting

Senior Director of Finance	Kasey Jarcik
Senior Manager of Payroll	Kathy Leviege
Accounting Manager	Ling Ding
Senior Accountant, Accounts Payable	Isabelle Mahaffey
Accounts Receivable Specialist	Lance Louie
Staff Accountant	Joe Berg
Ticket Office Accountant	Scott Zumsteg

Human Resources

Director of Human Resources	Kim Kubo
Human Resources Assistant	Erica Sahli

Information Systems

Director of Information Technology	Nathan Hayes
Systems Administrator	David Frieberg

Office Services

Office Services Coordinator	Julie Vasconcellos
Executive Offices Receptionist	Maggie Baptist

EXECUTIVE PROFILES

LEWIS WOLFF

Owner and Managing Partner

Lew Wolff, one of the nation's leading real estate developers and hotel magnates, enters his ninth season as Owner and Managing Partner of the Oakland Athletics.

Heading a limited partnership group that purchased the A's on April 1, 2005, Wolff wasted little time in emblazoning his stamp on one of baseball's most successful and storied franchises. The very next season, the A's made their fifth postseason appearance in seven years in 2006, advancing to the American League Championship Series for the first time since 1992.

Since then, Wolff has worked tirelessly in exploring possible locations to build a much-needed new ballpark venue, as well as supporting GM Billy Beane's efforts in building a strong foundation for future championship teams through player development and acquisitions. Those efforts resulted in the team posting a 94-68 record in winning the AL West Division title last year.

Wolff's impact on the Bay Area sports landscape is not limited to baseball. In May of 2006, he reached an agreement with Major League Soccer in an attempt to bring professional soccer back to the Bay Area. The expansion San Jose Earthquakes returned to action in 2008, playing their home games at Santa Clara University's Buck Shaw Stadium. Wolff and the Earthquakes ownership group announced last October the development of an exclusive soccer stadium in San Jose, Calif., with ground being broken in a public ceremony.

Under Wolff's ownership, the A's continue to be one of the most community-minded organizations in all of sports. Last year alone, the A's Community Fund donated more than \$600,000 to various community programs. In 2011, Sony Pictures complied with Wolff's wishes in staging the motion picture premiere of *Moneyball* in Oakland, including a charity component that raised \$370,000 for the Children's Hospital and Research Center Oakland and Stand Up to Cancer. In 2006, the Wolff family, led by his daughter, Kari Wolff, implemented "Dinner on the Diamond," which has raised more than \$500,000 for the A's Community Fund since its inception. Lew is also an active participant in the A's Home Run Readers program. Wolff individually, as well as the A's, are strong contributors to Stand Up to Cancer, a major charity of Major League Baseball.

The *San Jose Mercury-News* ranked Wolff first in its annual listing of the Bay Area's 25 Most Powerful Sports Figures in both 2006 and 2007.

In September 2008, the Silicon Valley Leadership Group also presented Wolff with its prestigious "Community Cornerstone Award." The award is given to "a Silicon Valley leader who has displayed a lifetime of impeccable ethics, business achievement and community engagement."

Along the way, the personable Wolff has made a favorable impression among those who follow the team on a regular basis with his easy-going, straight-forward manner and quick-witted humor.

Wolff is the founder of Wolff Urban Development and co-founder of Maritz-Wolff, entities that are involved in the development, acquisition and management of a wide range of commercial, office, parking and hotel properties in a number of California cities including San Jose, Los Angeles, Pasadena and Burbank to name a few.

Wolff's ownership interests in representative hotels and resorts have included properties such as The Carlyle in New York City; Four Season Hotels in Houston; the Park Hyatt in Carlsbad; The Ritz-Carlton in St. Louis; Fairmont Hotels in San Jose and San Francisco; Rosewood managed hotels including The Mansion in Dallas, Little Dix Bay, Virgin Gorda, Inn of the Anasazi, Sante Fe plus other brands such as Marriott. In addition, Maritz-Wolff had a 50 percent interest in the Dallas-based Rosewood Management Company, which owns and operates luxury hotels and resorts throughout the world.

Wolff began his career in real estate economics and appraisal in his hometown of St. Louis, Mo. before relocating to Los Angeles. In addition to his real



ATHLETICS OWNERSHIP

Ownership	Years
Benjamin F. Shibe	1901-1912
Benjamin F. Shibe, Connie Mack	1913-21
Connie Mack	1921-54
Arnold M. Johnson	1954-60
Charles O. Finley	1961-80
Walter A. Haas, Jr.	1980-95
Steve Schott, Ken Hofmann	1995-2005
Lewis Wolff.....	2005-Present

estate analysis work, he also served as the President of the 20th Century Fox Realty & Development Company where he managed Fox's worldwide real estate activities.

Wolff is a former minority owner of the St. Louis Blues, the Golden State Warriors and the San Jose Missions, a now-defunct minor league baseball team. He holds a bachelor's degree in business administration from the University of Wisconsin in Madison, a master's degree in business administration from Washington University in St. Louis and is also a member of the American Institute of Real Estate Appraisers (MAI).

In 2009, he was appointed to the Board of Directors of the new MLB Television Network, which launched in January 2009 with an unprecedented 50 million subscribers, and he continues to serve on the board of Major League Baseball's Enterprises, which oversees national television and radio contract negotiations, national sponsorship and licensing programs as well as the overall marketing of the industry. Wolff is a director of the NYSE Company, Sunstone REIT and a member of the Board of Directors of Century Bank, Los Angeles.

Lew resides in the Westwood section of Los Angeles with his wife, Jean. The Wolffs have three children and four grandchildren.

MICHAEL CROWLEY

President

Michael Crowley, one of the rising executives in professional sports today, enters his 16th year with the Athletics' organization and his 15th as team president. He was named to his current position Sept. 28, 1998 and his tenure as president is the longest in Oakland history.

A limited partner in the Athletics ownership group, Crowley is responsible for the overall day-to-day functioning of the Athletics' organization both on the business and baseball sides of the operation, working directly with owner and managing partner Lew Wolff.

In a dual role, Crowley also serves as managing director of Major League Soccer's San Jose Earthquakes. He oversaw the Earthquakes' first-year launch in 2008, and he continues to be involved in the team's efforts in building a new state-of-the-art, soccer-only stadium in San Jose.

After spending three years in the San Jose office of Price Waterhouse and nine years with I.C.I./Fuller O'Brien Paints, Crowley joined the Athletics organization in July 1997 as vice president and chief financial officer. Considered a key figure in the A's resurgence as one of baseball's elite franchises, Crowley has been committed to fielding a championship caliber team with homegrown talent. He works closely with General Manager Billy Beane on key player decisions and issues relating to the baseball operations' overall objectives and philosophies.

Crowley developed a business model with goals and objectives designed to provide an affordable entertainment product on the field, as well as delivering the absolute highest levels of customer service to fans attending games at the O.co Coliseum. While Crowley stays involved with all aspects of the organization's business affairs, including finance, sales, marketing, public relations and community affairs, he has been at the forefront of building an outstanding team that continues to deliver premium value.

Crowley also serves on Major League Baseball's International Committee.

Crowley's leadership skills and business acumen have also served the A's well in their ongoing efforts to build a new ballpark in the near future.

The A's president also perpetuates the Athletics' tradition of commitment to the greater community. Under his leadership, the A's organization continues to be active in the Oakland community and surrounding areas. The Oakland A's Community Fund supports charitable organizations in their efforts to improve educational programs, aid the underprivileged, assist in crime prevention, service children, seniors and those who work to improve the quality of life throughout the Bay Area.

In 1999, Crowley and his wife, Kathy, played a key role in implementing Breast Cancer Awareness Day, which has raised \$1.3 million for the American Cancer Society over the last 13 years. Crowley has also served on the Bay Area's Board of Trustees of KIPP schools, which aims to create a respected, influential and nationwide family of schools that are successful in helping educationally underserved



PRESIDENTS OF THE OAKLAND A'S

President	Years
Charles O. Finley.....	1968-80
Roy Eisenhardt.....	1981-86
Walter J. Haas.....	1990-92
Sandy Alderson.....	1993-95; 1997-98
Steve Schott.....	1996
Michael Crowley.....	1998-Present

Executive Profiles continued

students develop the knowledge, skills and character to succeed in college and the competitive world beyond. He also served on the board of top business executives and community leaders which attempted to land the 2012 Summer Olympic Games in the Bay Area. Recently, Crowley has been named to the advisory board for the Institute of Sports Law and Ethics at Santa Clara University's law school.

A native Californian, the 49-year-old Crowley graduated from the University of Notre Dame in 1985 with a degree in business administration with an emphasis in accounting. He earned his MBA from Duke's Fuqua School of Business in 1992. In November of 2002, Crowley was named one of *Street & Smith's Sports Business Journal's* "40 Under 40," honoring the nation's top sport executives under the age of 40.

Michael resides in Los Gatos, Calif. with his wife, Kathy, and their three children.

BASEBALL OPERATIONS

BILLY BEANE

Vice President, General Manager

Considered one of the most progressive and talented baseball executives in the game today, Billy Beane has molded the Athletics into one of baseball's most respected teams since assuming the general manager's duties shortly following the 1997 season. As architect of the 2012 American League West Champions — one of baseball's most remarkable turnarounds in recent years — Beane was named *The Sporting News* Executive of the Year for a second time in his career last November.

He also earned MLB.com's Greatness in Baseball Yearly (GIBBY) Award as the 2012 MLB Executive of the Year and the 2012 Legacy Awards' Rube Foster Award as AL Executive of the Year (presented by the Negro League Baseball Museum).

Under his watch, the A's have compiled a 1300-1128 (.535) record over the last 15 seasons, which is the fourth-best record in the American League and seventh best in all of baseball during that time frame. The A's have won five American League West titles (2000; 2002-03; 2006; 2012) and secured one AL Wild Card spot (2001) during that span. His teams have posted 90 or more wins in seven of the last 13 years. The A's six postseason appearances since the 2000 season are tied for fourth most among all Major League teams, trailing only New York-AL (12), St. Louis (9) and Atlanta (8).

In addition, Oakland A's players have garnered numerous individual accolades during his tenure as general manager. Jason Giambi and Miguel Tejada earned American League Most Valuable Player awards in 2000 and 2002, respectively. Barry Zito was named the American League's Cy Young Award winner in 2002 while Bobby Crosby (2004), Huston Street (2005) and Andrew Bailey (2009) have all won AL Rookie of the Year honors.

Beane continually remolds a team that has posted one of the majors' best records over the last past decade. Over the years, his ability to acquire pivotal players through trades has proved instrumental in keeping several playoff runs.

During the past five years, Beane has also re-stocked the A's minor league system with elite prospects which will enable the team to sustain winning teams well into the next decade. Remarkably, Beane and Assistant GM David Forst have acquired 32 highly coveted young players by trading essentially 13 Major League players (Nick Swisher, Rich Harden, Joe Blanton, Chad Gaudin, Matt Holliday, Orlando Cabrera, Trevor Cahill, Craig Breslow, Gio Gonzalez, Andrew Bailey, Ryan Sweeney, Haren and Kot-say) since the end of the 2007 season. Among the bright young stars he has acquired include pitchers Ryan Cook, Jarrod Parker, Tommy Milone, and hitters Reddick, Josh Donaldson and Derek Norris.

Beane's executive talents and the organization's baseball philosophy were the subject of Michael Lewis' best-selling book "Moneyball: The Art of Winning an Unfair Game," which opened the eyes of many of the top sports executives and business CEOs in the nation. The book has since been made into a full-length motion picture featuring Brad Pitt in the starring role, which premiered in 2011.

As a result, Beane remains in great demand on the national speaking circuit, where he regularly addresses top companies on his management approach of identifying and using undervalued assets to



create and sustain a competitive edge. He also sits on the board of directors of several companies, including Easton-Bell Sports, ProTrade and NetSuite, Inc.

Beane was previously named The Sporting News' Executive of the Year in 1999 and earned Major League Baseball's Executive of the Year honors from *Baseball America* magazine following the 2002 season. In November of 2001, Beane was named one of *Street & Smith's* Sport Business Journal's "40 Under 40" list, honoring the nation's top 40 sports executives under the age of 40.

Further demonstrating his eclectic tastes and unique interests, Beane was invited to speak at Rupert Murdoch's News Corp. management retreat in Pebble Beach, Calif. in 2006, an event that focused on issues such as volunteerism, technology and politics, and featured leaders and luminaries from around the world. Among the VIP who attended were British Prime Minister Tony Blair, Israeli Vice Premier Shimon Peres, former President Bill Clinton, former Vice President Al Gore, former House Speaker Newt Gingrich, former Harvard President Lawrence Summer and U2 lead singer Bono.

In 2008, Beane also collaborated with Gingrich and Sen. John Kerry in co-authoring an article in the New York Times offering possible remedies for the U.S. health care crisis.

In addition, he was honored by PromaxBDA Sports Media Marketing Awards with the "Game Changer Award" in 2011, an accolade given to a "cultural trendsetter who, through the development of new technologies, applications, business models, and industries, has transformed the business of Sports Media and Sports Media Marketing."

Beane joined the A's front office staff in 1990 as the club's major league advance scout. In 1993, former A's President and General Manager Sandy Alderson promoted him to the assistant general manager's position when Walt Jocketty left the organization to accept the assistant general manager's job in Colorado. Alderson handed over his general manager's duties to Beane on Oct. 17, 1997.

A first round draft pick (23rd overall) of the New York Mets in the 1980 June Free Agent Draft, Beane played six major league seasons as an infielder, outfielder and catcher for the Mets, Minnesota Twins, Detroit Tigers and Oakland A's. His final season in uniform was 1989 when he was a utility player on the A's World Championship team. Beane retired as an active player in the spring of 1990.

A native of San Diego, Calif., Beane attended Mt. Carmel High School and UC San Diego, where he studied economics. Billy and his wife, Tara, reside in Danville, Calif. with their twins, Brayden and Tinsley. His daughter, Casey, is a recent graduate of Kenyon (Ohio) College.

GENERAL MANAGERS OF THE OAKLAND A'S

General Manager	Years
Charles O. Finley.....	1968-79
Billy Martin.....	1980-82
Walt Jocketty, Dick Wincek	1983
Sandy Alderson.....	1983-97
Billy Beane	1997-Present

Some of the names listed may have held other titles than general manager.

SIGNIFICANT AND RECENT TRADES MADE BY BILLY BEANE

1997

Nov. 7	Acquired P Kenny Rogers and cash from New York-AL in exchange for a player to be named later (IF Scott Brosius on November 18).
Nov. 26	Acquired P Doug Bochtler and IF Jorge Velandia from San Diego in exchange for P Don Wengert and minor league IF David Newhan.
Dec. 8	Acquired P Mike Fetters from Cleveland in exchange for P Steve Karsay.

1998

April 8	Acquired C Mike Macfarlane and cash from Kansas City in exchange for OF Shane Mack and a player to be named later (minor league P Greg Hansell on May 8).
June 23	Acquired IF Bip Roberts from Detroit in exchange for a player to be named later (minor leaguer IF Jason Wood on July 18).
July 12	Acquired P Tim Worrell from Cleveland in exchange for minor league IF Adam Robinson.
July 31	Acquired IF Ed Sprague from Toronto in exchange for minor league P Scott Rivette.

1999

July 23	Acquired minor league OF Terrence Long and minor league P Leonar Vasquez from New York-NL in exchange for P Kenny Rogers.
July 29	Acquired P Omar Olivares and IF Randy Velarde from Anaheim in exchange for minor league OF Jeff DaVanon, minor league OF Nathan Haynes and minor league P Elvin Nina.
July 31	Acquired P Kevin Appier from Kansas City in exchange for P Brad Rigby, minor league P Blake Stein and minor league P Jeff D'Amico.
July 31	Acquired P Jason Isringhausen and P Greg McMichael from New York-NL in exchange for P Billy Taylor.
Dec. 13	Acquired P Justin Miller from Colorado in exchange for P Jimmy Haynes. (Trade was part of a four-tam deal in which Colorado traded Haynes, C Henry Blanco and P Jamey Wright to Milwaukee; Milwaukee then traded IF Jeff Cirillo, P Scott Karl and cash to Colorado; Colorado traded IF Vinny Castilla to Tampa Bay; Tampa Bay traded P Rolando Arrojo and IF Aaron Ledesma to Colorado).

Baseball Operations, continued

2000

Feb. 18	Acquired OF Jeremy Giambi from Kansas City in exchange for P Brett Laxton.
July 28	Acquired P Jim Mecir and P Todd Belitz from Tampa Bay in exchange for minor league P Jesus Colome and cash.
Nov. 17	Acquired minor league P Ryan Cullen and minor league P Aaron Harang from Texas in exchange for IF Randy Velarde.
Nov. 20	Acquired P Eric Ireland from Chicago-NL in exchange for OF Matt Stairs.
Dec. 7	Acquired P Chad Bradford from Chicago-AL in exchange for minor league C Miguel Olivo.

2001

Jan. 8	Acquired P Roberto Hernandez and P Cory Lidle from Tampa Bay in exchange for OF Ben Grieve and cash; traded P Roberto Hernandez, C A.J. Hinch, minor league IF Angel Berroa and cash to Kansas City for OF Johnny Damon, minor league IF Mark Ellis and cash.
March 28	Acquired IF Eric Hinske from Chicago-NL in exchange for minor league IF Miguel Cairo; as part of the deal, the A's also refused the return of Rule 5 Draft selection P Scott Chiasson.
July 3	Acquired OF Ron Gant from the Colorado Rockies in exchange for minor league OF Robin Jennings.
July 25	Acquired OF Jermaine Dye from Kansas City in a three-team trade in which Colorado sent infielder Neifi Perez to Kansas City and Oakland sent minor league OF Mario Encarnacion, minor league IF Jose Ortiz and minor league P Todd Belitz to Colorado.
Nov. 2	Acquired minor league IF Adam Morrissey from Chicago-NL in exchange for IF Mark Bellhorn.
Dec. 7	Acquired P Billy Koch from Toronto in exchange for IF Eric Hinske and P Justin Miller.
Dec. 14	Acquired OF David Justice and cash from New York-NL in exchange for P Mark Guthrie and P Tyler Yates.

2002

Jan. 14	Acquired IF Carlos Pena and P Mike Vena from Texas in exchange for P Mario Ramos, IF Jason Hart, OF Ryan Ludwick and minor league C Gerald Laird.
March 18	Traded P Luis Vizcaino to Texas for P Justin Duchscherer.
May 22	Acquired OF John Mabry from Philadelphia in exchange for OF Jeremy Giambi.
July 5	Acquired P Ted Lilly, minor league OF John-Ford Griffin and minor league P Jason Arnold from the New York Yankees as part of a three-team, seven player trade in which the A's sent IF Carlos Pena, P Franklyn German and a player to be named later (P Jeremy Bonderman on Aug. 22) to Detroit for P Jeff Weaver and cash. The A's then sent Weaver to New York to complete the deal.
July 25	Acquired Ray Durham from Chicago-AL in exchange for minor league P Jon Adkins.
July 30	Acquired P Ricardo Rincon from Cleveland in exchange for minor league IF Marshall McDougall.

Nov. 16	Traded P Cory Lidle to Toronto for minor leaguers IF Mike Rouse and P Chris Mowday.
Dec. 3	Acquired P Keith Foulke, C Mark Johnson and minor league P Joe Valentine in exchange for P Billy Koch and two minor league players to be named later (P Neal Cotts and OF Daylan Holt on December 16).
Dec. 15	Acquired IF Erubiel Durazo from Arizona in a four-team trade in which the A's sent a minor league player to be named later (P Jason Arnold on December 16) to Toronto; Toronto then sent IF Felipe Lopez to Cincinnati; Cincinnati then sent P Elmer Dessens to Arizona.

2003

July 30	Acquired OF Jose Guillen from Cincinnati for minor league pitchers Aaron Harang, Joe Valentine and Jeff Bruksch
Nov. 18	Acquired OF Bobby Kielty from Toronto along with a player to be named later or cash for P Ted Lilly
Nov. 26	Acquired OF Mark Kotsay from San Diego for C Ramon Hernandez and OF Terrence Long
Dec. 21	Acquired C Damian Miller and cash from the Chicago Cubs for a player to be named later (Chris Mowday)

2004

April 17	Acquired Kirk Saarloos from the Houston Astros in exchange for P Chad Harville.
June 24	Acquired P Octavio Dotel with cash from the Kansas City Royals in exchange for minor leaguers P Mike Wood and IF Mark Teahan.
Nov. 27	Acquired C Jason Kendall from the Pittsburgh Pirates in exchange for P Mark Redman and P Arthur Rhodes.
Dec. 15	Acquired IF Keith Ginter from the Milwaukee Brewers in exchange for minor league P Justin Lehr and OF Nelson Cruz.
Dec. 16	Acquired P Juan Cruz, P Dan Meyer and OF Charles Thomas from the Atlanta Braves in exchange for P Tim Hudson.
Dec. 18	Acquired P Kiko Calero, P Danny Haren and minor league C Daric Barton from the St. Louis Cardinals in exchange for P Mark Mulder.

2005

July 13	Acquired OF Jay Payton and cash from the Boston Red Sox for P Chad Bradford; acquired P Joe Kennedy and P Jay Witasick from the Colorado Rockies for OF Eric Byrnes, minor league IF Omar Quintanilla and cash.
Dec. 5	Acquired P Chad Gaudin from the Toronto Blue Jays for a player to be named later (Dustin Majewski).
Dec. 13	Acquired OF Milton Bradley and IF Antonio Perez from the Los Angeles Dodgers in exchange for minor league OF Andre Ethier.

2006

March 26	Acquired P Brad Halsey from Arizona in exchange for P Juan Cruz.
----------	--

2007

June 29	Acquired P Andrew Brown from San Diego in exchange for OF Milton Bradley and cash.
---------	--

- July 16 Acquired C Rob Bowen and P Jerry Blevins from Chicago (NL) in exchange for C Jason Kendall and cash.
- Nov. 18 Acquired P Kristian Bell and P Graham Godfrey from Toronto in exchange for IF Marco Scutaro.
- Dec. 14 Acquired P Brett Anderson, P Dana Eveland, P Greg Smith, IF Chris Carter, OF Aaron Cunningham, OF Carlos Gonzalez from the Arizona Diamondbacks in exchange for P Dan Haren and P Connor Robertson.

2008

- Jan. 3 Acquired P Gio Gonzalez, P Fautino De Los Santos and OF Ryan Sweeney from the Chicago White Sox in exchange for OF Nick Swisher.
- Jan. 14 Acquired P Joey Devine and P Jamie Richmond from the Atlanta Braves in exchange for OF Mark Kotsay and cash.
- July 8 Acquired P Sean Gallagher, C Josh Donaldson, IF Eric Patterson and OF Matt Murton from the Chicago Cubs in exchange for P Rich Harden and P Chad Gaudin
- July 17 Acquired P Josh Outman, IF Adrian Cardenas and OF Matt Spencer from the Philadelphia Phillies in exchange for P Joe Blanton
- Nov. 12 Acquired OF Matt Holliday from the Colorado Rockies for P Greg Smith, P Huston Street and OF Carlos Gonzalez

2009

- Feb. 2 Acquired RHP Michael Wuertz from the Chicago Cubs for OF Richie Robnett and IF Justin Sellers
- July 5 Acquired OF Scott Hairston from the San Diego Padres for P Sean Gallagher, P Craig Italiano and P Ryan Webb
- July 24 Acquired P Clayton Mortensen, IF Brett Wallace and OF Shane Peterson from the St. Louis Cardinals for OF Matt Holliday
- July 31 Acquired IF Tyler Ladendorff from the Minnesota Twins for IF Orlando Cabrera

2010

- Jan. 16 Acquired IF Kevin Kouzmanoff and minor league IF Eric Sogard from the San Diego Padres for OF Scott Hairston and OF Aaron Cunningham
- Feb. 1 Acquired IF Adam Rosales and OF Willy Taveras from the Cincinnati Reds for IF Aaron Miles and cash
- June 15 Acquired OF Conor Jackson and cash from the Arizona Diamondbacks for minor league P Sam Demel
- Nov. 10 Acquired OF David DeJesus from the Kansas City Royals for P Vin Mazzaro and minor league P Justin Marks
- Nov. 17 Acquired minor league Ps Trystan Magnuson and Daniel Farquhar from the Toronto Blue Jays for OF Rajai Davis
- Dec. 16 Acquired OF Josh Willingham from the Washington Nationals for P Henry Rodriguez and OF Corey Brown

2011

- Jan. 8 Acquired RHP Guillermo Moscoso from the Texas Rangers for minor league RHP Ryan Kelly
- May 27 Acquired IF Scott Sizemore from the Detroit Tigers for LHP David Purcey
- June 30 Acquired RHP Bruce Billings and a player to be named later (OF Eliezer Mesa on September 30)

from the Colorado Rockies for 2B Mark Ellis and cash considerations

- July 31 Acquired LHP Jordan Norberto and 1B Brandon Allen from the Arizona Diamondbacks for RHP Brad Ziegler
- Dec. 9 Acquired RHP Ryan Cook, OF Collin Cowgill and RHP Jarrod Parker from the Arizona Diamondbacks for LHP Craig Breslow, RHP Trevor Cahill and cash considerations
- Dec. 23 Acquired RHP A.J. Cole, LHP Tommy Milone, C Derek Norris and RHP Brad Peacock from the Washington for LHP Gio Gonzalez and RHP Rob Gilliam
- Dec. 28 Acquired RHP Raul Alcantara, IF Miles Head and OF Josh Reddick from the Boston Red Sox for RHP Andrew Bailey and OF Ryan Sweeney

2012

- Jan. 16 Acquired OF Seth Smith from the Colorado Rockies for RHP Guillermo Moscoso and LHP Josh Outman
- July 29 Acquired C George Kottaras from the Milwaukee Brewers for P Fautino De Los Santos
- Aug. 3 Acquired minor league C David Freitas from the Washington Nationals for C Kurt Suzuki and cash; Acquired minor league P Pat Neshek from the Baltimore Orioles for cash
- Aug. 20 Acquired SS Stephen Drew from the Arizona Diamondbacks for minor league IF Sean Jamieson
- Aug. 24 Acquired P Jesse Chavez from the Toronto Blue Jays for cash
- Aug. 27 Acquired minor leaguer Blake Lalli from the Chicago Cubs for C Anthony Recker
- Oct. 20 Acquired OF Chris Young and cash from the Arizona Diamondbacks for SS Cliff Pennington and minor league IF Yordy Cabrera
- Nov. 16 Acquired P Andrew Werner and IF Andy Parrino from the San Diego Padres for P Tyson Ross and minor league IF A.J. Kirby-Jones
- Nov. 30 Acquired P Chris Resop from the Pittsburgh Pirates for minor league P Zach Thornton
- Dec. 18 Acquired minor league IF Jefry Marte from the New York Mets for OF Collin Cowgill

2013

- Jan. 16 Acquired C John Jaso from the Seattle Mariners in a three-team trade in which the A's sent minor league pitchers A.J. Cole and Blake Treinen and a PTBNL to the Washington Nationals and Washington sent OF Michael Morse to Seattle

A'S AMONG THE BEST UNDER BEANE'S WATCH

MAJOR LEAGUE'S BEST RECORDS SINCE 1998

Club	Wins	Losses	Pct.
New York (AL)	1464	962	.603
Atlanta	1375	1053	.566
Boston	1354	1075	.557
St. Louis	1335	1093	.550
Los Angeles (AL)	1310	1120	.539
San Francisco	1302	1126	.536
Oakland	1300	1128	.535

DAVID FORST

Assistant General Manager

David Forst begins his 14th season with the Athletics and his 10th as assistant general manager. He was appointed to his current position in February of 2004 after serving as an assistant to the general manager and coordinator of professional scouting. His primary duties include assisting Billy Beane in all player acquisitions, contract negotiations and player evaluations.

The 36-year-old Forst graduated Cum Laude from Harvard University in 1998 with a bachelor of arts degree in sociology. He played baseball for the Crimson for four seasons and earned third team All-America honors as a senior in 1998. He also played for the Springfield (Ill.) Capitals of the Frontier League in 1998 and 1999.

A native of Encino, Calif., Forst resides in Berkeley, Calif. with his wife, Rebe, and son, Judah.



BILLY OWENS

Director of Player Personnel

Billy Owens begins his 15th season with the Athletics and his 10th as director of player personnel, where his responsibilities include providing input and recommendations for potential trades and free agent signings, along with evaluation in the area of amateur scouting.

Prior to moving into a front office position, Owens spent five seasons as a hitting coach in the A's minor league system, with stops at Southern Oregon (1999), Vancouver (2000-01) and Arizona (2002-03). In addition to his coaching duties, Owens also assumed scouting responsibilities as an area scout and was promoted to East Coast Scouting Coordinator in 2003.

A third round pick (72nd overall) by the Baltimore Orioles in the 1992 June Draft, Owens played seven seasons of minor league ball with the Baltimore (1992-96) and Houston organizations (1997-98) before joining the A's as an area scout.

A native of San Jose, Calif., Owens attended the University of Arizona, where he played both baseball and football. He was a football, basketball and baseball standout at Bellarmine College Preparatory and is a member of the school's hall of fame. Billy O makes his off-season home in Scottsdale, Ariz.



FARHAN ZAIDI

Director of Baseball Operations

Farhan Zaidi enters his ninth season with the A's, his fifth as director of baseball operations. His primary responsibilities include providing statistical analysis for evaluating and targeting players in the amateur draft, free agent and trade markets. He also assists on arbitration cases, minor league contracts and works closely with the coaching staff during the season in analyzing data from advance scouting reports.

Prior to joining the A's, Zaidi served as business development associate for Small World Media, the fantasy sports division of *The Sporting News*, and also worked as a management consultant for the Boston Consulting Group.

Zaidi, 36, earned his bachelor of science degree in economics from Massachusetts Institute of Technology in 1998 and a Ph.D in economics from the University of California, Berkeley in 2011. He currently resides in Oakland with his wife, Lucy.



DAN FEINSTEIN

Director of Professional Scouting/Baseball Development

Dan Feinstein enters his second season as the Oakland Athletics' director of professional scouting/baseball development. In addition to guiding the team's professional scouting efforts, Feinstein assists General Manager Billy Beane and Assistant GM David Forst in all aspects of baseball operations, including contract negotiations, arbitration, trade analysis, and the interpretation of ML rules.

This marks Feinstein's second stint with the A's, having previously served in a variety of capacities from 1994-2004, including the role of assistant, amateur scouting and video coordinator. He was named to his current position in October, 2011 after serving the previous six years as director, baseball operations for the Tampa Bay Rays. Prior to joining the Rays, Feinstein spent the 2005 season as coordinator, baseball operations for the Los Angeles Dodgers.

A native of Lafayette, CA, he attended UC Davis and earned a degree in Medieval European History. Feinstein resides in Lafayette with his wife, Meghan and son, Will.



KEITH LIEPPMAN

Director of Player Development

Keith Lieppman begins his 43rd year with the A's and 22nd season as the organization's director of player development, with responsibilities in the assignment, development and evaluation of players throughout the A's farm system, which consistently ranks among the best in the game. He also coordinates field instruction for the entire minor league system.

Lieppman's gilded reputation as one of baseball's finest personnel executives was further amplified in 2010 when he received the Sheldon "Chief" Bender Award from Minor League Baseball for "distinguished service and being instrumental in player development" during his career.

Lieppman has managed on all levels of the A's minor league system, beginning in Modesto in 1980 and most recently with the Triple-A Tacoma Tigers from 1985-87. He also managed the Lacey Tigres of the Dominican Winter League in 1986. He began his baseball career in 1971 as a minor league player for the A's.

Keith is a graduate of the University of Kansas with a degree in journalism. He resides in Prescott, Ariz. with his wife, Corinne, and twins, Burke and Lauren.



ERIC KUBOTA

Director of Scouting

Eric Kubota is in his 29th season with the Athletics organization and his 12th as director of scouting.

Kubota has overseen the club's last 11 drafts that have produced dozens of players who have risen to the major leagues with various clubs, including current A's Sean Doolittle (2007), Jemile Weeks (2008), Dan Straily (2009) and A.J. Griffin (2010). Kubota's talents as an evaluator helped assemble the majority of the A's minor league system that has combined for a 4176-3978 (.512) record over the last 11 seasons.

Prior to assuming his current position, Kubota served as the club's supervisor of international scouting for three seasons, overseeing the scouting staff and player evaluations in the Dominican Republic and Venezuela.

Kubota, 48, began his baseball career in June of 1984 while he was an undergraduate at the University of California, Berkeley, spending the better part of six seasons working in the A's media relations department. In November of 1989, he joined the baseball operations staff as an assistant director of scouting, handling daily administrative duties of the scouting department, including preparation work for the Rule 4, Rule 5 and June drafts, compiling the team's prospect book and preparing statistical information.

He was elevated to Pacific Rim coordinator in November of 1996, where he acted as a liaison between the A's and Asian baseball teams in addition to his scouting duties in Northern California and Hawaii.

Eric graduated from Cal in 1986 with a bachelor of arts degree in political science. He resides in Rocklin, Calif. with his wife, Karen, and their two children.



TED POLAKOWSKI

Director of Minor League Operations

Ted Polakowski enters his 15th season as director of minor league operations and 31st in the organization. He oversees all aspects of the club's training facility in Phoenix as well as handling budgeting and purchasing responsibilities for the organization's entire minor league system. He also assists in the management of the A's baseball operation in the Dominican Republic.

Polakowski joined the A's organization in 1984 as an athletic trainer for the Idaho Falls affiliate. He also headed up training staffs in Pocatello (1985), Medford (1986-87) and with the A's team in the Arizona Rookie League (1988) before moving into administrative duties on a full time basis in 1989. He was promoted to his current position prior to the 1999 season.

A native of Somerville, N.J., Polakowski graduated from Arizona State University in 1984 with a degree in health education and sports medicine. He currently resides in Mesa, Ariz. with his three children, Matthew, Krysta and Michael, and his wife, Lori, and her children, Katie and Cody. Polakowski also has a grown fourth child, Kimberly.



CHRIS PITTARO

Special Assistant to the General Manager

Chris Pittaro enters his 23rd season in the Oakland organization, his second as a special assistant to the general manager. Prior to being named to his new position, Pittaro served as director of professional scouting for five years. He spent the previous six seasons as national field coordinator after serving as an area scout and national cross checker with the Athletics since 1991.

Last July, Pittaro was inducted into the Professional Baseball Scouts Hall of Fame.

Selected by the Detroit Tigers in the 1982 June First Year Player Draft, Pittaro made his major league debut with the Tigers in 1985, batting .242 in 28 games. He was traded to the Minnesota Twins in 1986 and spent parts of the '86 and '87 seasons on the Twins big league roster. He retired during the 1988 season.

Pittaro attended the University of North Carolina from 1980-82 before signing with the Tigers following his junior season. After he retired as a player in 1988, he enrolled in Rider College in New Jersey where he obtained a bachelor of science degree in finance in 1991, graduating Summa Cum Laude.

The 51-year-old Pittaro is a native of Hamilton, N.J., where he still lives with his wife, Lisa. He has three children.



GRADY FUSON

Special Assistant to the General Manager

Grady Fuson, former Oakland Athletics' scouting director and one of the game's most respected scouts and baseball executives, returned to the A's in 2010 as a special assistant to the general manager.

Fuson, who began his career as an area scout with Oakland in 1982, has now spent 22 seasons with the A's organization, including seven years as scouting director from 1995-2001. Prior to his current position with the Athletics, he served as vice president of scouting and player development with San Diego from 2006-09 after joining the Padres in 2005 as a special assistant to the general manager.

His first stint with the A's ended in 2002, when he joined the Texas Rangers as assistant general manager, spending three seasons in charge of the Rangers' scouting and player personnel.

After a two-year stint playing in the minor leagues, Fuson became head baseball coach at the University of Puget Sound in Washington. He was hired by the A's in 1982. During his tenure in Oakland, he played a prominent role in drafting such players as Eric Chavez, Tim Hudson, Mark Mulder and Barry Zito, which provided the impetus for the franchise to feature five playoff teams over a seven-year period from 2000-06.



PHIL GARNER

Special Advisor

Phil Garner, former long-time manager with the Milwaukee Brewers, Detroit Tigers and Houston Astros, returns to the Athletics for his third season as a special advisor. He was named to the position Aug. 12, 2011.

The Jefferson, Tenn. native posted a 985-1054 record (.483) as a major league manager during 15 seasons with Milwaukee (1992-99), Detroit (2000-02) and Houston (2004-07). He directed the Brewers to a 92-70 record and second-place finish in his initial campaign of 1992, then later joined Houston in midseason and steered the Astros to a 48-26 mark (.629) and the National League Wild Card playoff berth in 2004. The next season, he led Houston to an 89-73 record (.549) and the franchise's first-ever World Series appearance, losing to the Chicago White Sox. In three-and-a-half seasons in Houston, Garner piloted the team to a 277-252 (.524) mark.

Garner, 63, played parts of 16 seasons in the majors as an infielder, compiling a .260 lifetime batting average with 299 doubles, 82 triples, 109 home runs, 738 RBI and 225 stolen bases with Oakland (1973-76), Pittsburgh (1977-81), Houston (1981-87), the Los Angeles Dodgers (1987) and San Francisco (1988). He was a first-round draft pick by the A's in 1971, a three-time All-Star ('76, '80 and '81) and a member of the Pirates' 1979 World Series championship team.



PAMELA PITTS

Director of Baseball Administration

Pamela Pitts enters her 32nd season in the organization and 21st as director of baseball administration. Her responsibilities include managing the day-to-day business side of the baseball operations department, including governing all major and minor league staff contract administration, player records, waivers, payroll issues and transactions. She started her baseball career with the A's in November of 1981 as the minor league and public relations secretary. Pamela resides in Danville, Calif. with her husband, Dan Dunn.



SAM GEANEY

Coordinator of International Scouting

Sam Geaney begins his eighth season with Athletics and his second year as the coordinator of international scouting, a position he assumed in January of 2012.

Geaney, 27, is an Oakland native who spent the previous two seasons as the A's coordinator of scouting, working primarily with the amateur and professional departments. He was initially hired as an assistant in the scouting department in 2007 after joining the A's as a baseball operations intern for the 2006 season. He also served as an area scout for Northern California for the 2007 season.

Geaney graduated from Cal in 2007 with a bachelor of arts degree in political science.



ADMINISTRATION

JIM LEAHEY

Vice President, Sales and Marketing

Jim Leahey enters his seventh season with the Oakland Athletics as vice president, sales and marketing. He leads the team's sales and marketing efforts, including corporate partnerships, tickets, advertising, and promotions. Under his direction, the Athletics have won multiple awards for their advertising campaigns. The most recent campaign, "Green Collar Baseball," won a 2012 National Sports Forum's ADchievement Overall Award of Excellence and first place in the television category. Leahey is spearheading the organization's efforts to deliver exceptional value through an outstanding fan experience.



Administration, continued

Prior to joining the A's, Leahey spent 14 years with Sony Corporation, working in product development, marketing and general management roles. Spending time in Sony's US and global operations, he worked in Latin America as general manager and country manager of Sony Peru, and in the United States as general manager and vice president of the Peripherals and Enhancements (accessories) Group. Leahey joined the A's in December of 2006.

A native of Rhode Island, Leahey earned his bachelor's degree in economics from Brown University in 1988 and his master's in business administration from the Harvard Business School. Jim resides in Danville, Calif. with his wife, Kira, and their three children.

KEN PRIES

Vice President, Broadcasting and Communications

Celebrating his 23rd season with the Athletics organization, Ken Pries was promoted to his current position of vice president, broadcasting and communications in March of 2000 after serving as the team's senior director for broadcasting and communications for the previous three years.

Pries oversees all of the A's television and radio matters, in addition to the club's community relations, public relations and Diamond Vision departments.

Pries is responsible for negotiating all of the team's broadcast agreements, which include the A's radio flagship station 95.7 FM The Game, the A's Radio Network and television partnership with Comcast SportsNet California. The A's will televise over 145 games this year, all in High Definition.

Last season, the A's Community Fund distributed more than \$600,000 to various projects and made donations to over 1,500 various charities throughout Northern California. In 2011, the team, in conjunction with Sony Pictures, raised more than \$370,000 in charitable donations at the premiere of *Moneyball*, with proceeds going to support Children's Hospital and Research Center Oakland and Stand Up To Cancer. The annual A's Community Fund Golf Tournament, held at the Castlewood Country Club in Pleasanton, raised more than \$100,000 and the 13th Annual Breast Cancer Awareness Day raised \$60,000 for the American Cancer Society and the Northern California Cancer Center. The A's 12th Annual MUG Root Beer Float Day raised over \$29,000 for the Juvenile Diabetes Research Foundation.

Prior to joining the A's organization in 1991, Pries worked seven years with KSFO radio, where he was an executive producer for A's broadcasts, as well as Stanford football and men's basketball broadcasts. Before his KSFO stint, Pries served as a sports coordinator at KNBR radio from 1979-84, where he worked on the station's broadcasts of San Francisco Giants baseball games, along with University of San Francisco and Golden State Warrior basketball games.

A native of Alameda, Calif., Pries attended San Francisco State University, where he majored in broadcast communicational arts. He resides in San Ramon, Calif. with his wife and their two children.



DAVID RINETTI

Vice President, Stadium Operations

David Rinetti enters his 33rd season with the A's organization and his 13th as vice president, stadium operations.

In his current position, Rinetti coordinates event management, oversees all game day employees, including ushers, security officers, ticket takers, parking attendants and grounds crew, and assists in all construction related issues at O.co Coliseum.

He is also the team's liaison with local law enforcement agencies and Major League Baseball's Security Department. In addition, Rinetti sits on the team's venue and design development committee that is responsible for developing a non-site specific prototype for a new baseball-only facility for the club.

The 48-year-old Rinetti began his career with the A's in 1981, serving as stadium operations assistant, where he organized in-stadium promotions and giveaways. From 1987-93, he managed game day operations and maintenance of the A's luxury suites. In 1994, he was promoted to director of stadium operations and was elevated to vice president in March of 2000.

Rinetti also worked with Major League Baseball's Security Department at the 1995, 1998, 2007 and 2010 World Series, in addition to the 1998, 2002, 2007 and 2011 All-Star Games. He is also a member of the Major League Baseball Stadium Operations Advisory Committee.



A 1986 graduate of California State University, Hayward with a degree in business administration, Rinetti served as the A's chief liaison during the filming of the movie *Moneyball* at the Coliseum in 2010.

KEITH WOLFF

Vice President, Venue Development

Keith Wolff enters his eighth year as vice president, venue development for the A's, while also retaining his position as president of Wolff Urban Development, a real estate development, acquisition and management company based in West Los Angeles and the Bay Area. In his role with the A's, he is responsible for the daily efforts in the team's quest to secure a baseball-only facility in the Bay Area.

Wolff has more than 20 years of experience within the real estate industry with an emphasis on hotel, office, industrial and retail project assets. He has an extensive background in all facets of commercial real estate, including property acquisition, entitlement, development, leasing, repositioning and disposition.

Wolff graduated magna cum laude from the University of the Pacific with a bachelor's of science degree in business administration. He received his master's degree in business administration from Harvard University in 1993.



PAUL WONG

Vice President, Finance

Paul Wong enters his 18th season with the Athletics organization and 13th as vice president, finance. He is responsible for all of the club's financial technology and telecommunications affairs, including overseeing the accounting and IT departments, management of the company's annual budget and cash flow, the preparation of financial forecasts, reports and tax returns for the company and Major League Baseball, as well as analyzing and implementing the company's technology and telecommunication requirements.

Wong joined the Athletics in January of 1996 as a controller after serving four years with KPMG Peat Marwick in Oakland as a supervising tax specialist and senior auditor and two years as an accounting analyst for Pacific Gas and Electric Company in San Francisco.

A native of the Bay Area, Wong earned his bachelor of science degree in business administration from California State University, Hayward in 1990. He currently resides in Dublin, Calif. with his wife, Trish, son, Zachary and daughter, Kaylee.



SPORTS MEDICINE STAFF

NICK PAPARESTA

Head Athletic Trainer

Nick Paparesta enters his third season as the Oakland A's head athletic trainer. He previously served as the Tampa Bay Rays' assistant trainer for three seasons.

Paparesta, a native of Fort Myers, Fla., spent five years in the Rays' organization. He joined Tampa Bay in 2006 as Minor League head trainer and rehabilitation coordinator, overseeing all Minor League trainers and rehabilitation with Minor League players in that role for two seasons. He was promoted to the Major League level in 2008 and was a member of Tampa Bay's American League championship team that year.

Prior to his stint with the Rays, Paparesta worked in the Cleveland Indians organization for 11 seasons, including four years with Triple-A Buffalo. He is a graduate of Baldwin-Wallace College in Berea, Ohio, and holds certifications by the National Athletic Trainers' Association (NATA) and National Strength and Conditioning Association (NSCA).

Paparesta resides in Dublin, Calif. with his wife, Kristel, and two children, Noah and Alaina.



WALT HORN

Assistant Athletic Trainer

Walt Horn returns for his sixth season as assistant athletic trainer for the A's. Horn began his professional baseball career with the A's in 1978 after graduating from Boise State University in December of 1977. He served as the club's Double-A athletic trainer for six seasons, all in the Eastern League before being promoted to the Triple-A club for the 1984 season. He remained with the A's Triple-A affiliates in Tacoma, Edmonton, Vancouver and Sacramento over the next 24 seasons in the Pacific Coast League. Walt earned Pacific Coast League Athletic Trainer of the Year four times during that period (1992, '96, '02 and '04). He was also the athletic trainer for two All-Star games (1993 and 2005). An Idaho native, Horn now resides with his wife, Stacy, in Mesa, Ariz. during the off season. They have two children, Kassandra and Cameron.



BRIAN SCHULMAN

Assistant Athletic Trainer

Brian Schulman enters his third season as an assistant athletic trainer with the A's after previously serving seven years at the University of California, Berkeley. At Cal, Schulman held the post of assistant athletic trainer from 2004-08 before being promoted to rehabilitation coordinator in 2009. During his stint as assistant athletic trainer, he oversaw the sports of baseball, men's water polo and women's soccer. Schulman also served previous internships with the San Francisco 49ers in 2003-04 and the Los Angeles Dodgers in 2000, as well as being a graduate assistant trainer at Fresno State in 2001-03. He is a certified strength and conditioning coach (CSCS) from the NSCA, and holds a bachelor's degree in political science from UC Santa Barbara (2001) and a Masters in kinesiology from Fresno State (2003). He resides in San Ramon, Calif. with his wife, Megan, and their two children.



MIKE HENRIQUES

Strength and Conditioning Coach

Mike Henriques begins his second full season as the Athletics' strength and conditioning coach. Henriques, originally hired as the A's minor league strength and conditioning coordinator in November of 2010, was named Oakland's interim strength and conditioning coach May 3, 2011. In October of that year, the team promoted him to permanent status. Henriques previously spent five seasons in the San Diego Padres' minor league system (2006-10), including two years as their assistant coordinator. The Central Connecticut State graduate also served four off-seasons with the NBA's Portland Trail Blazers as assistant strength and conditioning coach from 2007-10, as well as a summer internship at Arizona State in 2005.



OZZIE LYLES

Major League Massage Therapist

Ozzie Lyles enters his fifth season as the Oakland A's team massage therapist. He previously worked several years with many professional athletes, while also studying and practicing sport and medical massage since 1992. He was employed at Oakbay Chiropractic in Oakland from 2004-09 under the Oakland Raiders' team orthopedic surgeon, Dr. Warren Strudwick, and also has worked for Dr. Steve Isono, the Olympic and track and field orthopedic physician, in Emeryville. The Oakland, Calif. native also worked at Club One in Oakland.



LARRY DAVIS

Coordinator of Medical Services

Larry Davis begins his 41st season with the A's organization and sixth as coordinator of medical services. He oversees and administrates all health and injury issues throughout the organization. Before his current post, Davis served 10 seasons (1998-2007) as the A's head trainer and 14 previous years (1984-97) as an assistant trainer for the big league club. A native of Tucson, Ariz., Davis attended the University of Arizona where he majored in physical education. He began his baseball career in 1973 as the head trainer, traveling secretary and equipment manager of the Tucson Toros, then Oakland's Triple-A affiliate. He remained in that capacity for 11 seasons as the affiliate moved to San Jose, Vancouver, Ogden and Tacoma. Larry makes his home in Mesa, Ariz. with his wife, Suzi.



MEDICAL CONSULTANTS



Allan Pont, M.D.
Team Physician



Elliott Schwartz, M.D.
Internal Medicine



Jon Dickinson, M.D.
Team Orthopedist



Will Workman, M.D.
Team Orthopedist

CLUBHOUSE AND STAFF

MICKEY MORABITO

Director of Team Travel

Mickey Morabito enters his 34th season as the Athletics' director of team travel. He is responsible for arranging the transportation and accommodations of the team during spring training and the regular season, with additional responsibilities in spring training scheduling, payroll and ticketing. He has the second longest tenure with one club among active major league traveling secretaries. Morabito's career in professional baseball spans four decades, dating back to 1970 when he served as a batboy for the New York Yankees. He worked in the Yankees public relations department for seven seasons, working as an assistant from 1974-76 before taking over the director's duties in 1977. While with the Yankees, he managed the club's media relations efforts during the club's back-to-back World Championship seasons of 1977 and '78. Morabito joined the Athletics organization in the spring of 1980, handling dual roles as the club's director of public relations and traveling secretary. During his long career, he has been a part of six World Series teams, three with the A's and three with the Yankees. A native of Brooklyn, NY, Morabito attended Lafayette High School in Brooklyn and later earned his bachelor of arts degree in physical education from Hunter College in New York City. A fan of Frank Sinatra, Dean Martin, fine dining and hockey, Mickey makes his home in Alameda and Manhattan Beach with his wife Barbara.



STEVE VUCINICH

Equipment Manager

A fixture in the A's organization ever since the club moved to Oakland in 1968, Steve Vucinich enters his 20th season as the club's equipment manager after serving as the visiting clubhouse manager from 1974-93. An Oakland native, Vucinich joined the A's organization as a ball boy in 1968 when the franchise relocated from Kansas City. From 1969-73, he served as an assistant in the home clubhouse before being named visiting clubhouse manager in 1974. Vucinich is a past president of the Major League



Clubhouse and Staff, continued

Baseball Equipment Manager's Association and currently serves on the MLBMA's board of directors and as well as the advisory committee for Major League Baseball Properties. Vucinich graduated from St. Joseph's High School in Alameda and Chabot College in Hayward. Commonly referred to as the A's historian, he makes his off-season home in Scottsdale with his wife, Valerie, and daughter, Kayla, who attends Gonzaga University.

MIKE THALBLUM

Visiting Clubhouse Manager

The 2013 season marks Mike Thalblum's 33rd season in the A's organization and his 20th as the visiting clubhouse manager. He began his baseball career when he was 13 years old, serving as a clubhouse assistant in the team's spring training clubhouse in Phoenix. In 1985, Thalblum relocated to Oakland to work in the visiting clubhouse with Steve Vucinich and then in 1992, moved across the hall to the home side where he worked with the late Frank Ciencszyk for two seasons. In 1994, he assumed his current position as the visiting clubhouse manager. A native of Scottsdale, Ariz., Mikey and his wife, Janine, make their home in Dublin, Calif. with their son, Stewart Robert, who is named after former A's pitchers Dave Stewart and Bob Welch; and Jonathon David.



BRIAN DAVIS

Assistant Equipment Manager

Brian Davis, who first joined the Oakland A's as a batboy in 1991, is entering his 19th season as the club's assistant equipment manager. He is responsible for assisting Steve Vucinich in the day-to-day operation of the clubhouse, ranging from all equipment needs and meal planning, to occasionally travelling with the team on road trips. A native of Newark, Calif., Davis is a graduate of Placer High School in Auburn, Calif. and later attended both Chico State and Cal State Hayward. He is married and lives with his wife, Pam, and their two children—son, Owen, and daughter, Sophia—in Goodyear, Ariz.



CLAY WOOD

Head Groundskeeper


The 2013 season marks Clay Wood's 19th season as the head groundskeeper of the O.co Coliseum and his 24th in the Athletics organization. Under his direction, the Coliseum's playing surface is considered by players to be among the best in the major leagues. Clay joined the A's organization in May of 1989 as part of the club's spring training field maintenance team. A native of Fort Worth, Tex., Wood earned his bachelor of science degree in marketing from Arizona State University. Woody and his wife, Lisa, make their home in Danville, Calif. with their son, Tyler, and daughter, Katie.



ADDITIONAL CLUBHOUSE STAFF



Cliff Clavin
Clubhouse Assistant



William Angel
Clubhouse Assistant



Adam Rhoden
Video Coordinator



Matt Weiss
Umpire/Clubhouse
Assistant





Casey Chavez
Bullpen Catcher

2013 Athletics



*Yoenis Céspedes hit a team-leading
.292 as a rookie in 2012.*



**MANAGER**

Robert Paul Melvin

Named as A's interim manager, June 9, 2011

Birthdate: October 28, 1961**Birthplace/Resides:** Palo Alto, California / New York, New York**Contract Status:** Second year of a five-year contract through 2016

Bob Melvin begins his second full season as manager of the Oakland A's after being named interim manager, June 9, 2011. He has a 141-120 (.540) record in one-plus season with the A's and now has a mark of 634-628 (.502) in nine seasons as a Major League manager, including stints with the Seattle Mariners (2003-04) and Arizona Diamondbacks (2005-09).

Melvin's first full season was a memorable one as he guided the A's to a 94-68 record and a first place finish in the American League West. The A's became the fifth team in Major League history to win a Pennant or Division after trailing by 13 or more games and the first to comeback when trailing by five or more games with fewer than 10 games remaining. His 2012 club employed 19 rookies, including 12 pitchers that combined for 54 wins, which are the most by rookies on any team in Major League history. Following the season, Melvin was named the 2012 AL Manager of the Year by the *Baseball Writers Association of America*. He became only the second manager in Oakland history (Tony La Russa, 1988 and 1992) to win the award. Melvin also became only the 14th manager in MLB history to win the award at least twice in a career, and just the sixth manager to win the award in both leagues.

Melvin guided the A's to a 47-52 (.475) record in 2011 after Oakland started the season 27-36 (.429). The Bay Area native signed a three-year contract through the 2014 season, Sept. 21, 2011 and a two-year extension through 2016, Jan. 14, 2013. He is the 29th manager in franchise history and the 17th in Oakland history.

ATHLETICS MANAGERS

Manager	Years	W	L	Pct.	Notes
Connie Mack	1901-50	3627	3891	.482	9 AL Pennants, 5 World Championships
Jimmie Dykes	1951-53	208	254	.450	
Eddie Joost	1954	51	103	.331	
Lou Boudreau	1955-57	151	260	.367	
Harry Craft	1957-59	162	196	.453	
Bob Elliot	1960	58	96	.377	
Joe Gordon	1961	26	33	.441	
Hank Bauer	1961-62, 69	187	226	.453	
Ed Lopat	1963-64	90	124	.421	
Mel McGaha	1964-65	45	91	.331	
Haywood Sullivan	1965	54	82	.397	
Alvin Dark	1966-67, 74-75	314	291	.519	2 AL West Titles, 1 AL Pennant, 1 World Championship
Luke Appling	1967	10	30	.250	
Bob Kennedy	1968	82	80	.506	
John McNamara	1969-70	97	78	.554	
Dick Williams	1971-73	288	190	.603	3 AL West Titles, 2 AL Pennants, 2 World Championships
Chuck Tanner	1976	87	74	.540	
Jack McKeon	1977, 78	71	105	.403	Started 1977 season, finished 1978
Bobby Winkles	1977-78	61	86	.415	Finished 1977 season, started 1978
Jim Marshall	1979	54	108	.333	
Billy Martin	1980-82	215	218	.497	1 AL West Title
Steve Boros	1983-84	94	112	.456	
Jackie Moore	1984-86	163	190	.462	
Jeff Newman	1986	2	8	.200	Interim Manager
Tony La Russa	1986-1995	798	673	.542	4 AL West Titles, 3 AL Pennants, 1 World Championship
Art Howe	1996-2002	600	533	.530	2 AL West Titles, 1 AL Wild Card
Ken Macha	2003-06	368	280	.568	2 AL West Titles
Bob Geren	2007-11	334	376	.470	
Bob Melvin	2011-	141	120	.540	1 AL West Title

In his previous managerial stint, he guided Arizona to a 337-340 (.498) record in four-plus seasons. He was named manager of the D-backs Nov. 5, 2004 and led the club to a 77-85 mark in his first season, a 26-game turnaround from a franchise-worst 51-111 mark in 2004. After a 76-86 finish in 2006, Melvin was named National League Manager of the Year by the BBWAA in 2007 after guiding Arizona to a league-best 90-72 record. He also earned NL Manager of the Year honors from *The Sporting News* and the Negro League Baseball Museum's C.I. Taylor Legacy Award. The Diamondbacks followed up their NL West title with a second-place finish in 2008, finishing 82-80. Melvin became the winningest manager in Arizona history that season when he earned his 304th win Aug. 14, surpassing Bob Brenly. Melvin was relieved of his duties as D-backs manager May 8, 2009 after a 12-17 start.

2012 BBWAA AMERICAN LEAGUE MANAGER OF THE YEAR VOTING

	1st	2nd	3rd	Points
Melvin, A's	16	12	-	116
Showalter, Orioles	12	16	-	108
Ventura, White Sox	-	-	12	12
Maddon, Rays	-	-	7	7
Girardi, Yankees	-	-	5	5
Leyland, Tigers	-	-	2	2
Washington, Rangers	-	-	2	2

Prior to being named A's manager, Melvin had rejoined the Diamondbacks as a special baseball advisor to President & CEO Derrick Hall in May of 2011, assisting the baseball operations department and other business divisions of the organization. He was a professional scout for the New York Mets in 2010.

Melvin began his managerial career in 2003, guiding to the Mariners to a 93-69 record in shattering the team record for wins by a first-year Mariners manager set by Lou Piniella in 1993 (82-80). His 93 wins also tied for the 15th-most by any rookie manager in Major League history at the time. The Mariners then fell to 63-99 in 2004 and he left Seattle with a 156-168 (.481) record in two seasons.

Melvin began his coaching career as Manager Phil Garner's bench coach from 1999-2000, first with the Brewers in 1999 and then in 2000 with the Tigers. While with the Brewers, he also managed the Maryvale team in the Arizona Fall League in 1999. He then served as Bob Brenly's bench coach with the D-backs from 2001-02 when the club won back-to-back NL West titles and the World Series in 2001. Prior to those bench coach roles, he spent three seasons with Milwaukee in various capacities, serving as a scout in 1996, roving instructor in 1997 and as assistant to General Manager Sal Bando in 1998.

A 10-year Major League veteran, Melvin's playing career included stops in Detroit (1985), San Francisco (1986-88), Baltimore (1989-91), Kansas City (1992), Boston (1993), the New York Yankees (1994) and the Chicago White Sox (1994). He posted a .233 batting average with 35 home runs and 212 RBI while playing in 692 games. The former catcher was drafted by Detroit as its first choice in the secondary phase of the 1981 January draft and hit .220 in 41 games in his rookie season of 1985. Melvin spent the next three seasons sharing the catching duties with Bob Brenly for the Giants, hitting a career-high 11 home runs in 1987. After three seasons in Baltimore, he batted a career-high .314 in 32 games with Kansas City in 1992.

Melvin graduated from Menlo-Atherton High School in Menlo Park, Calif. in 1979 and later attended and played baseball at the University of California in Berkeley. He and his wife, Kelly, reside in Lower Manhattan, NY. Their daughter, Alexi, is a recent graduate of the prestigious Lee Strasberg Theater & Film Institute in New York.

MANAGERIAL RECORD

Year	Club	League	Class	W-L	Pos.
2003	SEATTLE	American	Majors	93-69	2nd / West
2004	SEATTLE	American	Majors	63-99	4th / West
2005	ARIZONA	National	Majors	77-85	2nd / West
2006	ARIZONA	National	Majors	76-86	4th / West
2007	ARIZONA	National	Majors	90-72	1st / West
2008	ARIZONA	National	Majors	82-80	2nd / West
2009	ARIZONA	National	Majors	12-17	4th / West
2011	OAKLAND	American	Majors	47-52	3rd / West
2012	OAKLAND	American	Majors	94-68	1st / West
Major League Totals				634-628	

MAJOR LEAGUE RECORD

TOTALS	AVG.	G	AB	R	H	2B	3B	HR	RBI	SH	SF	HP	BB	SO	SB	CS	SLG	OBP	E
	.233	692	1955	174	456	85	6	35	212	21	20	1	98	396	4	13	.337	.268	24

DARREN BUSH

51

BULLPEN COACH

Darren James Bush

Named A's bullpen coach, October 26, 2012

Birthdate: January 18, 1974

Birthplace/Resides: Columbus, Ohio / Dunedin, Florida



Darren Bush enters his first season on a Major League coaching staff as he joins the A's as bullpen coach. This is Bush's ninth season in the A's organization, which includes two seasons as a minor league hitting coach and six seasons as a manager.

Bush compiled a 462-386 (.545) record in six seasons as a manager with Single-A Stockton (2007-08), Double-A Midland (2009-10) and Triple-A Sacramento (2011-12). He guided the River Cats to back-to-back division titles with a mark of 88-56 in 2011 and 86-58 in 2012. Bush also led the RockHounds to playoff appearances in 2009 and 2010, including a Texas League Championship in 2009. He also skipped Single-A Stockton to the California League Championship in his second year as a manager in 2008. Bush joined the Athletics in 2005 as hitting coach at Stockton and spent two seasons in that capacity before taking over as manager for the Ports in 2007.

Prior to joining the A's organization, Bush coached in independent leagues. He was the hitting coach and Director of Player Personnel with Yuba-Sutter of the Western League in 2002 and then spent two seasons as a manager in the Northeast League with Berkshire (41-51 in 2003) and Quebec (58-34 in 2004).

A former outfielder, Bush began his playing career with three seasons in the independent Frontier League. He played for Zanesville in 1996 and Springfield in 1997-98, hitting .302 with 26 home runs and 133 RBI in 224 games. Bush signed with the San Diego Padres organization Dec. 24, 1998 and hit .259 with 16 home runs and 114 RBI in 231 games in two seasons at Single-A Rancho Cucamonga (1999-2000) and one year at Single-A Clearwater (2001) in the Phillies farm system. He also played one game for Triple-A Las Vegas in 2000 and went 2-for-4. He concluded his playing career by hitting .417 in seven games for Yuba-Sutter of the Western League in 2002. Bush had a .284 average in 456 games overall.

Bush attended Dunedin High School and Valdosta State University. He resides in Dunedin, Fla. during the offseason. Bush is married, Rebecca, and has a son, Wyatt.

MINOR LEAGUE RECORD

	AVG.	G	AB	R	H	2B	3B	HR	RBI	SH	SF	HP	BB	SO	SB	CS	SLG	OBP	E
TOTALS	.283	456	1536	252	434	85	12	42	248	10	14	12	225	256	35	26	.436	.375	26

CHILI DAVIS

30

HITTING COACH

Charles Theodore Davis

Named A's hitting coach, November 26, 2011

Birthdate: January 17, 1960

Birthplace/Resides: Kingston, Jamaica / Paradise Valley, Arizona



Chili Davis, a three-time All-Star and member of three World Series championship teams during an illustrious 19-year Major League playing career, returns for his second season as the A's hitting coach in 2012.

Davis, 53, oversaw an A's offense that hit 195 home runs in 2012. That was an increase of 81 from the previous season, which was the second biggest turnaround in Athletics history. He served as the Boston Red Sox's Triple-A hitting coach with Pawtucket in 2011.

Originally selected in the 11th round of the 1977 draft by the San Francisco Giants, he became the first Jamaica-born player to play in the majors in 1981. Considered one of the greatest switch-hitters in baseball history, Davis batted .274 with 350 home runs, 1,372 RBI, 1,240 runs scored and a .451 slugging percentage in 2,436 big league games with the Giants (1981-87), California Angels (1988-90, 1993-96), Minnesota Twins (1991-92), Kansas City Royals (1997) and New York Yankees (1998-99).

He finished fourth in the National League Rookie of the Year balloting in 1982 after hitting .261 with 19 homers, 76 RBI and 24 stolen bases for San Francisco. Davis, a native of Kingston, Jamaica and graduate of Dorsey High School in Los Angeles, hit 20 or more home runs in 10 different seasons as an outfielder-designated hitter. He earned All-Star recognition with the Giants in 1984 and 1986, and with the Angels in 1994, and served as Bob Melvin's teammate with San Francisco in 1986-87, including the '87 club that won the NL West division crown.

Davis later played roles on three World Series championship teams—the 1991 Twins, and both the 1998 and 1999 Yankees. He batted .277 with 29 home runs and 93 RBI on that Minnesota title team, while hitting .279 with 30 homers and 90 RBI with Kansas City in 1997. His best RBI season came in 1993 with California, when he drove in 112 runs and hit 27 round-trippers. On the all-time switch-hitters list, he continues to rank among the Top 10 leaders in home runs (350, 5th), RBI (1,372, 6th) and walks (1,194, 8th).

After enjoying back-to-back World Series championships with the Yankees, Davis retired after the 1999 season. He entered his coaching career four years later, serving as hitting coach for the Australian National Team in 2003-04. He was hired by the Los Angeles Dodgers as a part-time instructor in the fall instructional league in 2010 before being named Pawtucket's hitting coach last season. Boston's Triple-A affiliate ranked among the International League leaders in on-base percentage (.335, third), runs scored (657, third), home runs (132, fifth) and slugging percentage (.401, sixth) in 2011.

MAJOR LEAGUE RECORD

	AVG.	G	AB	R	H	2B	3B	HR	RBI	SH	SF	HP	BB	SO	SB	CS	SLG	OBP	E
TOTALS	.274	2436	8673	1240	2380	424	30	350	1372	20	94	15	1194	1698	142	98	.451	.360	80

MIKE GALLEGO

2

THIRD BASE COACH

Michael Anthony Gallego

Named A's third base coach, October 22, 2008

Birthdate: October 31, 1960

Birthplace/Resides: Whittier, California / Phoenix, Arizona



Mike Gallego completed his fourth season as the A's third base coach in 2012. It was his 16th season in the Oakland organization, which includes 12 years as a player.

Gallego joined the A's from the Colorado Rockies organization, where he spent nine seasons, including four as third base and infield coach on Clint Hurdle's Major League staff. His stay included a storybook 2007 season when they won the National League pennant. Under his tutelage, the Rockies set a Major League record for fielding percentage with a mark of .98925 in 2007. Shortstop Troy Tulowitzki led Major League shortstops with a .987 fielding percentage that year and Todd Helton topped all National League first basemen with a .999 fielding percentage. Gallego joined the Rockies organization as a roving infield coordinator in 2000, a position he held until joining the major league coaching staff May 1, 2002. He returned to his minor league duties in 2003-04, before rejoining the major league staff in 2005. Gallego launched his coaching career as Boston's minor league infield instructor in 1999.

Gallego's professional career began when the A's drafted him in the second round of the 1981 June draft out of UCLA. He made his major league debut with Oakland in 1985, spending 13 seasons

Coaches, continued

in the majors with Oakland (1985-91, 95), the New York Yankees (1992-94) and St. Louis Cardinals (1996-97). He was a .239 career hitter with 42 home runs and 282 RBI in 1111 games, including .232 in 772 games with the A's. A valuable utility infielder, he played in three straight postseasons with Oakland from 1988-90 and was a member of the 1989 World Champion A's. In 1993, he won the Good Guy Award from the New York Press Photographer's Association and New York Baseball Writers after enjoying his best season, batting .283 with 10 home runs and 54 RBI.

A native of Whittier, Calif., Gallego graduated from St. Paul High School (Santa Fe Springs, Calif.) and attended UCLA for three years before being drafted by the A's. He and his wife, Caryn, have twin sons, Nicholas and Joseph (12/29/88) and a daughter, Allison (12/12/90). They reside in Phoenix, Ariz.

MAJOR LEAGUE RECORD

	AVG.	G	AB	R	H	2B	3B	HR	RBI	SH	SF	HP	BB	SO	SB	CS	SLG	OBP	E
TOTALS	.239	1111	2931	374	700	111	12	42	282	69	21	32	326	465	24	31	.328	.320	101

CHIP HALE

14

BENCH COACH

William (Chip) Hale III

Named A's bench coach, October 5, 2011

Birthdate: December 2, 1964

Birthplace/Resides: San Jose, California / Tucson, Arizona



Chip Hale is in his second season on Bob Melvin's staff as the A's bench coach. He served as the New York Mets' third base and infield coach the previous two seasons.

A San Jose, Calif. native who attended Campolindo High School in nearby Moraga, Hale previously worked under Melvin as third base and infield coach with the Arizona Diamondbacks from 2007-09. During that stint, he played a prominent role on Arizona's 2007 club which posted a 90-72 record and captured the National League West Division championship. He also spent the first month of the 2006 season as third base coach for the Diamondbacks until Carlos Tosca recovered from a broken foot.

A former Major League player, William (Chip) Hale III enjoyed six seasons as a minor league manager in the Arizona organization before joining Melvin. He steered the Triple-A Tucson Sidewinders to the Pacific Coast League and Triple-A titles in 2006 with a franchise-best 91-53 mark. His 233 wins and .540 winning percentage as Tucson's manager from 2004-06 are also all-time franchise records.

In 2002, Hale managed El Paso (AA) to the Texas League championship with a 76-62 mark.

He also led Rookie-League Missoula to a 44-32 mark in 2000 and to the Northern Division's second-half championship in 2001. Hale was named the Pioneer League and *Baseball America's* Rookie-Level Manager of the Year in 2001.

Hale also served as an auxiliary coach with USA Baseball in Tucson in 1999, working with both the national team and the Intercontinental Cup teams.

Selected in the 17th round of the 1987 draft by Minnesota, Hale spent portions of seven seasons as a player in the big leagues with the Twins (1989-90, 1993-96) and the Los Angeles Dodgers (1997). He was a .277 lifetime hitter with seven home runs and 78 RBI in 333 games, playing five different positions as well as designated hitter, and registering a .289 (52-for-180) average as a pinch hitter.

While at the University of Arizona (1984-87), he started every game of his collegiate career in setting a record that would not be broken until 2001. Hale established school career marks for most hits and walks, and batted .345 for the 1986 Wildcat team that won the College World Series.

Hale and his wife, Judith, have three children—Jack, Edward and Sabrina. They live in Tucson, Ariz.

MAJOR LEAGUE RECORD

	AVG.	G	AB	R	H	2B	3B	HR	RBI	SH	SF	HP	BB	SO	SB	CS	SLG	OBP	E
TOTALS	.277	333	575	62	159	27	1	7	78	4	8	7	58	68	2	3	.363	.346	8

ARIEL PRIETO

59

MAJOR LEAGUE COACH

Ariel Prieto

Named A's coach, March 21, 2012

Birthdate: October 22, 1969

Birthplace/Resides: Havana, Cuba / Miami, Florida



2013 ATHLETICS

Ariel Prieto returns for his second season on the A's coaching staff. It is his 10th season with the A's organization, which includes six years as a player.

Prieto began his coaching career as a pitching coach with the A's Arizona Rookie League affiliate in 2009. He spent three seasons there and was slated to spend 2012 with Single-A Vermont of the short season New York-Penn League. Prieto was added to the A's Major League coaching staff after the signing of Yoenis Céspedes.

A former A's first round draft selection in 1995, Prieto was selected by the A's with the fifth overall pick in the June draft after arriving from Cuba in April. He spent five seasons with Oakland from 1995-2000 and was 15-24 with a 4.88 ERA in 67 games, including 60 starts. The right-hander was the A's Opening Night starter in 1997 and made a career-high 22 starts. His six wins that year matched his career-high from the previous season and were the most by an A's starter. Prieto made just two starts in 1998 and missed the 1999 season after undergoing "Tommy John" surgery. He returned to pitch in eight games in 2000 and finished his Major League career with three relief appearances with Tampa Bay in 2001. From 2003-05, Prieto played in the minor leagues in the Pittsburgh, Detroit and Florida organizations. He was with a winter league team in Mexico in 2006.

Prieto is a graduate of Fajardo University in Isle of Pines, Cuba. He was a member of the Cuban National team from 1990-94, where he set the national team record for strikeouts in one game when he fanned 20 at Nicaragua in 1990. Prieto was undefeated in international play with a record of 11-0.

A native of Havana, Cuba, Prieto makes his offseason home in Miami, Fla. with his wife, Janet, and daughters, Ariel and Melanea.

MAJOR LEAGUE RECORD

	W	L	ERA	G	GS	CG	SHO	SV	IP	H	R	ER	HR	HB	BB	IBB	SO	WP	BK
TOTALS	15	24	4.85	70	60	3	0	0	352.1	407	218	190	34	20	176	7	231	17	4

TYE WALLER

46

FIRST BASE COACH

Elliott Tyrone Waller


Named A's first base coach, December 21, 2006

Named A's bench coach, December 22, 2008

Named A's first base coach, October 20, 2010

Birthdate: March 14, 1957

Birthplace/Resides: Fresno, California / San Diego, California



Tye Waller returns for his seventh season on the A's coaching staff, including his third consecutive season as first base coach. He joined the A's in 2007 as first base coach and split the 2008 season

Coaches, continued

between first base and third base. Waller served as Bob Geren's bench coach in 2009 and 2010 before returning to the first base coaches box in 2011. This is Waller's ninth season on a major league staff, as he was San Diego's bullpen coach in 1995 and first base coach in 2006.

Waller spent 19 years in the Padres organization, beginning in 1988 as a coach with the Padres rookie-level club in Spokane, Wash. He then served as the club's minor league outfield and base running instructor from 1989-93 before taking over the managerial duties at Spokane for the 1994 season. Following his one-year stint on the major league staff in 1995, Waller served as San Diego's coordinator of minor league instruction from 1997-99 and as director of player development from 2000-05.

Selected by the St. Louis Cardinals in the fourth round of the 1977 First-Year Player Draft, Waller played 11 seasons professionally, including parts of four seasons in the majors. In his first season of professional ball, he batted .320 for Calgary and led the Pioneer League in hits, runs and RBI on his way to league MVP honors. He made his major league debut with the Cardinals in 1980, appearing in five games for the Redbirds. He was traded to the Chicago Cubs in the off-season to complete a deal that sent Leon Durham and Ken Reitz to the Cubs for Bruce Sutter. He appeared in 30 games for the Cubs in 1981, finishing the season batting .268 with three home runs and 13 RBI. Waller was traded to the White Sox in December of 1982 and signed a free agent contract with the Astros in 1983. He appeared in 11 games for the Astros in 1987, his last season of professional ball.

A native of Fresno, Calif., Waller graduated from Hoover High School and attended San Diego City College for two years. Tye makes his off-season home in San Diego with his wife, Cynthia. The couple has four children—Elliott and triplets Todd, Terrence and Tiffany.

MAJOR LEAGUE RECORD

	AVG.	G	AB	R	H	2B	3B	HR	RBI	SH	SF	HP	BB	SO	SB	CS	SLG	OBP	E
TOTALS	.236	63	110	18	26	3	1	3	14	2	1	0	7	31	2	0	.364	.280	2

A'S RECENT COACHING ASSIGNMENTS

Year	Bench	Pitching	Hitting	Third Base	First Base	Bullpen
2012	Chip Hale	Curt Young	Chili Davis	Mike Gallego	Tye Waller	Rick Rodriguez
2011	Joel Skinner	Ron Romanick	Gerald Perry	Mike Gallego	Tye Waller	Rick Rodriguez
2010	Tye Waller	Curt Young	Jim Skaalen	Mike Gallego	Todd Steverson	Ron Romanick
2009	Tye Waller	Curt Young	Jim Skaalen	Mike Gallego	Todd Steverson	Ron Romanick
2008	Don Wakamatsu	Curt Young	Ty Van Burkleo	DeFrancesco/Waller	Waller/DeFrancesco	Ron Romanick
2007	Bob Schaefer	Curt Young	Ty Van Burkleo	Rene Lachemann	Tye Waller	Brad Fischer
2006	Bob Geren	Curt Young	Gerald Perry	Ron Washington	Rene Lachemann	Brad Fischer
2005	Rene Lachemann	Curt Young	Dave Hudgens	Ron Washington	Brad Fischer	Bob Geren
2004	Chris Speier	Curt Young	Dave Hudgens	Ron Washington	Brad Fischer	Bob Geren
2003	Terry Francona	Rick Peterson	Bosley/Hudgens	Ron Washington	Brad Fischer	Bob Geren
2002	Ken Macha	Rick Peterson	Thad Bosley	Ron Washington	Mike Quade	Brad Fischer
2001	Ken Macha	Rick Peterson	Thad Bosley	Ron Washington	Mike Quade	Brad Fischer
2000	Ken Macha	Rick Peterson	Thad Bosley	Ron Washington	Mike Quade	Brad Fischer
1999	Ken Macha	Rick Peterson	Dave Hudgens	Ron Washington	Thad Bosley	Brad Fischer
1998	Duffy Dyer	Bob Cluck	Denny Walling	Ron Washington	Gary Jones	Brad Fischer
1997	Duffy Dyer	Bob Cluck	Denny Walling	Ron Washington	Brad Fischer	Bob Alejo
1996	—	Bob Cluck	Denny Walling	Duffy Dyer	Ron Washington	Brad Fischer
1995	*Carney Lansford	Dave Duncan	Jim Lefebvre	Tommie Reynolds	Dave McKay	Art Kusnyer
1994	*Carney Lansford	Dave Duncan	Jim Lefebvre	Tommie Reynolds	Dave McKay	Art Kusnyer
1993	—	Dave Duncan	Greg Luzinski	Tommie Reynolds	Dave McKay	Art Kusnyer
1992	Tommie Reynolds	Dave Duncan	Doug Rader	Rene Lachemann	Dave McKay	Art Kusnyer
1991	Tommie Reynolds	Dave Duncan	Rick Burleson	Rene Lachemann	Dave McKay	Art Kusnyer
1990	Tommie Reynolds	Dave Duncan	Merv Rettenmund	Rene Lachemann	Dave McKay	Art Kusnyer
1989	Tommie Reynolds	Dave Duncan	Merv Rettenmund	Rene Lachemann	Dave McKay	Art Kusnyer

*Lansford was infield coach



PITCHING COACH

Curtis Allen Young

Named A's pitching coach, October 21, 2011

Birthdate: April 16, 1960

Birthplace/Resides: Saginaw, Michigan / Scottsdale, Arizona

Curt Young returns for his second season of his second stint as A's pitching coach. He was originally appointed to the position Dec. 2, 2003 and spent seven seasons with the A's before joining the Boston Red Sox as their pitching coach in 2011. The 2013 season marks Young's 29th year in the Oakland organization, which includes 12 years as a player, eight years as a minor league coach and nine years as the major league pitching coach.

Young guided a pitching staff that featured an Oakland record-tying 12 rookies in 2012 to a 3.48 ERA, which was second lowest in the American League and the lowest by an A's team since 1990. During his tenure as coach from 2004-10, Oakland pitchers posted an AL-best 4.03 ERA and held opponents to an AL-low .257 average while allowing the fewest home runs (1,062) in the league. His 2010 staff led the American League with a 3.56 ERA and 17 shutouts, while A's starters registered a Major League-best 3.47 ERA, the lowest such mark in the AL at the time since the 1990 Red Sox (3.32). In 2011, Boston pitchers ranked third in the American League in strikeouts (1,213) and opponent batting average (.247) and tied for fourth in shutouts (13).

During Young's tenure as Oakland pitching coach, eight A's pitchers—Mark Mulder (2004), Tim Hudson (2004), Justin Duchscherer (2005, 2008), Barry Zito (2006), Dan Haren (2007), Andrew Bailey (2009), Trevor Cahill (2010) and Ryan Cook (2012)—have been selected to the American League All-Star team, with Mulder and Haren earning starts in the Midsummer Classic. Closers Huston Street (2005) and Bailey (2009) also earned AL Rookie of the Year honors

Young began his coaching career in 1996 with the A's affiliate in the Arizona Rookie League. He spent three seasons in Scottsdale before he was named pitching coach at Single-A Visalia in 1999. Young spent the next three years as the pitching coach at Double-A Midland. His first Midland staff compiled a 4.60 ERA, which was the lowest figure posted by the club in 15 years. His 2001 staff bettered the previous year's figure by 20 points, finishing with a 4.40 ERA, and in 2002 the RockHounds finished with a 3.88 ERA. Young was promoted to Triple-A Sacramento for the 2003 season and the River Cats posted the fourth best ERA in the Pacific Coast League (3.90) en route to the PCL Championship.

Young compiled a 69-53 record and a 4.31 ERA in 251 games, 162 starts, in an 11-year Major League pitching career that included stints with Oakland (1983-91, 93), Kansas City (1992) and the New York Yankees (1992). He was originally drafted by the A's in the fourth round of the 1981 June draft, making his major league debut in 1983. The left-hander went 13-9 with a 3.45 ERA in 1986, leading the team in victories and earning him an Opening Day start in 1987. He matched his career best in wins in 1987, posting a 13-7 record and a 4.08 ERA in a career-high 31 starts. Young was also a member of the A's starting rotation when they won three consecutive American League pennants from 1988-90. He tossed two one-hitters during his career: Oct. 5, 1986 against Kansas City and June 9, 1987 against Chicago.

Young graduated from Arthur Hill High School in Saginaw, Mich., where he also starred as a quarterback, and attended Central Michigan University. In 1980, he pitched for the United States team in the World Amateur Baseball Tournament in Japan. Curt makes his offseason home in Scottsdale, Ariz. with his wife, Kathy, and their two sons (Daniel and Jamie) and daughter (Shannon).

MAJOR LEAGUE RECORD

	W	L	ERA	G	GS	CG	SHO	SV	IP	H	R	ER	HR	HB	BB	IBB	SO	WP	BK
TOTALS	69	53	4.31	251	162	15	3	0	1107.0	1133	581	530	147	33	366	11	536	26	14



LEFT-HANDED PITCHER

Height/Weight: 6-4 / 233

Birthdate: February 1, 1988

Birthplace/Resides: Midland, Texas / Stillwater, Oklahoma

Major League Service: 4 years

Obtained: Acquired from the Arizona Diamondbacks with pitchers Dana Eveland and Greg Smith, infielder Chris Carter and outfielders Aaron Cunningham and Carlos Gonzalez for pitchers Dan Haren and Connor Robertson, December 14, 2007

Contract Status: Fourth year of a four-year contract through 2013 with club options for 2014 and 2015.

Bats/Throws: Left / Left

Opening Day Age: 25

CAREER HIGHLIGHTS

Was one of six players acquired from the Arizona Diamondbacks in the Dan Haren trade following the 2007 season and made his Major League debut with the A's in 2009 at the age of 21...has been limited to 38 starts over the last three seasons due to four stints on the disabled list...underwent "Tommy John" surgery July 14, 2011 and missed over a year before returning to Oakland Aug. 21, 2012...is 14-14 with a 3.20 ERA over the last three years after going 11-11 with a 4.06 ERA in 30 starts in his 2009 rookie season...set an Oakland rookie record and led ML rookies with 150 strikeouts in 2009...was named American League Rookie of the Month in September, 2009...pitched in the 2008 All-Star Futures Game and for Team USA in the Summer Olympics in Beijing, China...was tabbed as the A's number one prospect by *Baseball America* following the 2008 season...was originally drafted by Arizona in the 2nd round of the 2006 draft but did not sign until September.

2012 HIGHLIGHTS

Completed his rehab from "Tommy John" surgery in late August and made six starts before his regular season ended when he strained his right oblique Sept. 19...went 4-2 with a 2.57 ERA and .225 opponents batting average...allowed just one home run in 35.0 innings...his opponents batting average included a .219 (7-for-32) mark against left-handed hitters compared to .227 (22-for-97) against right-handers...had 22 of his 25 strikeouts against righties...allowed a .148 average with runners in scoring position...opponents were 0-for-10 with RISP and two outs...has held the opposition to a .214 (44-for-206) batting average with runners in scoring position over his last three seasons after allowing a .314 mark in his rookie campaign of 2009...had a .194 opponents batting average the first two times through the lineup, .323 with his only home run after that...walked just one batter to lead off an inning...was 2-0 with a 1.38 ERA in his two starts in Oakland compared to 2-2 with a 3.27 ERA in four starts on the road...logged a 3-1 record, a 1.61 ERA and .188 opponents batting average in four starts at night compared to 1-1 with a 4.26 ERA and .286 opponents average in two starts during the day...had one pickoff and now has 14 in his 68 career starts...opponents were 1-for-2 in stolen bases attempts...they are now 14-for-27 (51.9%) over the last three years after going 14-for-18 (77.8%) during his rookie campaign...received no run support in each of his two losses...is now 2-21 in 34 career starts with run support of fewer than three runs, 23-4 in 34 starts with support of three runs or more...the A's were 4-2 (.667) in his starting assignments and are 31-37 (.456) in his career...tossed at least six innings in five of his six starts, allowed one run or fewer four times and walked two batters or fewer five times.

OAKLAND: Was reinstated from the disabled list Aug. 20 and started the next day against Minnesota...allowed just one run in 7.0 innings for the win...it was his first start since June 5, 2011 at Boston and his first win since May 26, 2011 at Los Angeles (AL)...combined with Cook and Balfour on a two-hit shutout in his second start, a 3-0 win at Cleveland Aug. 27...tossed 7.0 innings and allowed both of the hits...allowed one run in each of his next two starts to become the first Athletics pitcher since at least 1918 to begin his season with four consecutive starts of one run or fewer...won each of his first four starts to become the first Oakland pitcher to start the season by winning at least his first four starts since Dave Stewart had six wins in his first six starts in 1990...the four-game winning streak matched the longest of his career (third time, last: Sept. 6 to Oct. 2, 2010)...had a 0.69 ERA, a .185 opponents batting average and three walks in 26.0 innings over his first four starts...then lost each of his final two starts, logging an 8.00 ERA, a .324 opponents batting average and four walks in 9.0 innings...left his final start Sept. 19 at Detroit after just 2.1 innings with the oblique injury...returned to start and win Game 3 of the

ALDS against Detroit in Oakland...combined with Cook, Doolittle and Balfour on a four-hit shutout in the A's 2-0 win...tossed 6.0 innings and allowed two of the hits (2 bb, 6 so).

REHAB: Combined for a 1-1 record and a 4.62 ERA during a six-start rehab assignment with Single-A Stockton and Triple-A Sacramento...walked just five batters in 25.1 innings (1.78 per nine innings)...allowed a .301 opponents batting average, including .294 (20-for-68) by right-handed hitters and .314 (11-for-35) by left-handers...issued all five of his walks to righties...began his rehab assignment July 21 with Stockton, one year and seven days after having reconstructive surgery to the ulnar collateral ligament in his left elbow...tossed 2.0 innings against High Desert (4 h, 2 r, 2 er, 0 bb, 0 so)...was transferred to Sacramento July 26 and went 1-1 with a 4.24 ERA in five starts with the River Cats...tossed a minor league season-high 6.0 shutout innings (3 h, 1 bb, 4 so) for his only win Aug. 10 at Oklahoma City...struck out a minor league season-high seven in 5.0 innings for the loss in his final rehab start Aug. 15 at New Orleans.

CAREER

2011—Was limited to just 13 starts and was 3-6 with a 4.00 ERA when he underwent “Tommy John” surgery on his left elbow July 14...was originally placed on the disabled list June 7...received a Platelet Rich Plasma injection into his elbow June 13 before the decision was made to have surgery...went 2-1 with a 1.56 ERA over his first five starts and did not allow a home run in 34.2 innings...then went 1-5 with a 5.73 ERA over his final eight starts, yielding eight home runs in 48.2 innings...had four walks and 27 strikeouts over his first five starts compared to 21 walks and 34 strikeouts over his final eight...allowed a .270 opponents batting average and .335 on-base percentage, both the highest of his career...his opponents average included a .252 mark against right-handed hitters and .303 against left-handers...issued just three of his 25 walks to lefties...his opponents average dropped to .221 with runners in scoring position...held opponents to a .216 batting average the first time through the lineup, .245 the second time and .342 after that...surrendered seven of his eight home runs with runners on base...tied for seventh in the American League with a career-high five pickoffs...opponents were successful in just 5 of 12 (41.7%) stolen base attempts...matched his career high by hitting seven batters...had a 2.31 ERA over the first three innings of a game and 5.48 ERA from the fourth inning on...was 2-4 with a 3.42 ERA in eight starts during the day, compared to 1-2 with a 4.99 ERA in five starts at night...received run support of two runs or fewer in seven of his 13 starts and was 0-4 in those games...the A's were 5-8 (.385) in his starting assignments...tossed six or more innings seven times, allowed two runs or fewer seven times and walked two batters or fewer eight times...tossed his second career complete game in his second start of the season but took the loss in a 2-1 decision at Minnesota April 8...went 0-3 with a 5.04 ERA over a five-start stretch from April 30 to May 21...matched his career highs by allowing three home runs and issuing four walks against Texas April 30...also walked four May 10 at Texas and May 16 against Los Angeles...matched his career high by tossing 9.0 innings May 5 against Cleveland, but had a no decision in the A's 4-3, 12-inning loss...allowed a career-high 10 runs on a career-high 11 hits in a 10-3 loss to New York May 31...allowed two home runs, both to left-handed hitters (Granderson and Cano)...those were his first home runs allowed to a lefty since Aug. 25, 2009 at Seattle (Brandy)...allowed five runs on nine hits in 5.0 innings in his final start, a 6-3 loss at Boston June 5...was placed on the disabled list June 7 with left elbow soreness...received a Platelet Rich Plasma injection after he was examined by Dr. James Andrews at the Andrews Institute in Pensacola, Fla. June 13...was examined again a month later and it was determined that his injury required surgery...Dr. Andrews performed successful reconstructive surgery to the ulnar collateral ligament in his left elbow, July 14...was transferred to the 60-day DL July 31.

2010—Lowered his ERA by more than a run from his rookie campaign of 2009 but two stints on the disabled list with elbow problems limited him to just 19 starts...was 7-6 with a 2.80 ERA after going 11-11 with a 4.06 ERA in his first season...tossed 112.1 innings and did not qualify for the league leaders...however, based on a minimum of 100 innings pitched, he ranked fifth in the American League in ERA...also ranked fourth in fewest home runs per nine innings (0.48), fifth in fewest walks per nine innings (1.76) and lowest run support (3.53), eighth in strikeout to walk ratio (3.41) and ninth in opponents slugging percentage (.353)...opponents batted .257, which included .243 by right-handed hitters and .299 by left-handers...allowed all six of his home runs to righties...five came at home, five were hit in night games and five were with the bases empty...his opponents batting average dropped to .225 with runners in scoring position...however, the opposition hit .315 when leading off an inning...received run support of one run or fewer in eight of his 19 starts and was 0-5 in those games...had a 7-1 record in his

11 starts with support of two runs or more...tied for eighth in the AL with four pickoffs...allowed two runs or fewer in 13 of his 19 starts and walked two batters or fewer 18 times...did not allow a run in his first two starts of the season April 8 against Seattle and April 13 at Seattle to become the first starting pitcher in Oakland history (among pitchers who began the season with the A's) to start the season with two consecutive scoreless outings...the last Athletics pitcher to do it was Alex Kellner of the 1953 Philadelphia A's, who started the season with back-to-back complete game shutouts...was charged with the first wild pitch of his career in the game on the 13th, snapping a career-opening streak of 31 starts and 186.1 innings without a wild pitch...the streak of 31 consecutive starts without a wild pitch tied for sixth longest by a starter in Oakland history...agreed to terms April 16 on a four-year contract through the 2013 season with club options for 2014 and 2015...had his season-opening scoreless streak snapped at 14.0 innings in his third start, an 8-3 loss to Baltimore...that was the third longest season-opening streak by a starter in Oakland history and the longest since Matt Keough set the record with a 16.0 inning streak in 1980...was 1-1 with a 2.35 ERA in four starts before going on the 15-day disabled list April 27 retroactive to April 25 with left elbow inflammation and a proximal medial forearm strain...it was his first career stint on the DL...made one rehab start with Triple-A Sacramento May 24 against Nashville and was reinstated from the DL May 29...had a win and a 2.35 ERA in two starts before returning to the DL with left elbow inflammation June 4...made four more rehab starts before he was reinstated July 30...went 5-5 with a 2.98 ERA in 13 starts following his return...had a career-high tying four-game losing streak from Aug. 10 to Sept. 1...went 0-4 despite a 3.21 ERA over that five-start span, receiving no run support three times, including Aug. 27 at Texas when he left after 2.0 innings with a mild hyper extension of his right knee...the 2.0 innings pitched matched his career low (June 3, 2010 at Boston)... finished the season with a career-high tying four-game winning streak, posting a 2.18 ERA and holding the opposition to a .233 batting average over his final six starts...walked a season-high three batters Sept. 11 against Boston, snapping a 22-start streak dating back to Aug. 19, 2009 where he walked two batters or fewer...that was the second longest streak by a starting pitcher in Oakland history...went 3-1 with a 2.23 ERA and .237 opponents batting average in six starts in September.

2009—Was one of two 21-year-olds to spend the season in the A's starting rotation...set an Oakland rookie record with 150 strikeouts...led the A's pitching staff in strikeouts and wins (11) and finished second in starts (30)...compiled an 11-11 record and 4.06 ERA...led all Major League rookies in strikeouts...tied for third among American League rookies in games started, ranked fourth in innings pitched (175.1) and tied for fourth in wins...is one of four 21-year olds in Oakland history to win 10 or more games and his 30 starts tied for fifth most in Athletics history by a pitcher under the age of 22...was 3-7 with a 5.74 ERA, .304 opponents batting average and 13 home runs allowed over his first 13 starts... then went 8-4 with a 2.96 ERA, .237 opponents batting average and seven home runs over his final 17 starts, beginning June 29...his ERA from June 29 through the end of the season was fourth best in the AL...was charged with 15 unearned runs, which tied for the most in the AL...also ranked tied for fifth in grounded into double plays (24), tied for seventh in shutouts (1) and pickoffs (4), eighth in walks per nine innings (2.31) and strikeout to walk ratio (3.33), and 10th in strikeouts per nine innings (7.70)... received run support of one run or less in 12 of his 30 starts and his season run support of 4.62 was eighth lowest in the AL...was 11-2 in 18 starts with run support of two more...did not have a wild pitch and his 175.1 innings were the most in the majors among pitchers with no wild pitches...they were third most in Oakland history...allowed a .265 opponents batting average, which included a .247 mark against right-handed hitters and .313 against left-handers...yielded a .314 average with runners in scoring position, which was fifth highest in the AL...compiled a 7-4 record and 3.14 ERA in 17 starts on five or more days rest and was 4-7 with a 5.19 ERA in 13 starts on four days rest...did not commit an error in 29 total chances, all assists...since 1954, the only other pitchers to make at least 30 starts in a season without recording a putout are Randy Johnson (SEA, 1991) and Bob Veale (PIT, 1970)...tied for the lead among AL pitchers in double plays (5) and tied for fourth in assists...walked two batters or fewer in 25 of his 30 starts...was ranked number 7 on *Baseball America's* Top 100 Prospects lists entering the season...made the A's Opening Day roster at the age of 21 years and 64 days, making him the seventh youngest player on an Opening Day roster in Oakland history...was the losing pitcher in his Major League debut, a 5-4 A's loss to Seattle April 10...at the age of 21 years, 68 days, he became the seventh youngest pitcher in Oakland history to start in his debut...allowed five runs in 6.0 innings, with all five runs coming in the second inning...left his starts April 28 at Texas and May 4 against Los Angeles with a blister on his finger...went 0-4 over his first six starts, all A's losses...the only longer career-opening streak of consecutive starts in team losses in Oakland history was by Mike Morgan, who went 0-9 over his first nine career starts from June 11, 1978 to July 24, 1979...recorded his first Major League win May 20 at

Tampa Bay when he yielded four runs on four hits and no walks in 6.0 innings in a 7-6 A's win...at the age of 21 years, 108 days, he became the sixth youngest pitcher in Oakland history to record his first ML win...tossed a complete game two-hit shutout in the A's 6-0 win at Boston July 6 (2 bb, 9 so)...at the age of 21 years, 155 days he became the fifth youngest pitcher in Oakland history to toss a shutout and the youngest since Mike Norris July 4, 1976 against Kansas City...did not allow a run over his next two starts, including July 19 against Los Angeles when he retired each of the first 20 batters he faced before Bobby Abreu singled with two outs in the seventh inning to break up the perfect game...became the second rookie in Oakland history to take a perfect game into the seventh inning (Mike Norris, June 28, 1976)...had a career-high 23.0-inning scoreless streak from July 6 to 24, which was the fourth longest scoreless streak by a rookie in Oakland history at the time...finished July with a 2-1 record, 1.87 ERA and .168 opponents batting average in five starts...was named American League Rookie of the Month for September after going 4-0 with a 2.28 ERA in four starts...struck out a career-high 10 batters and tossed 6.0 shutout innings in a 2-1 win over Cleveland Sept. 18.

2008—Combined for an 11-5 record and a 3.69 ERA in 20 games, 19 starts, with Single-A Stockton and Double-A Midland in his first season in the A's organization...also pitched for the United States team in the All-Star Futures Game at Yankee Stadium July 13 (1.0 ip, 1 h, 1 bb) and for Team USA in the Summer Olympics in Beijing, China...was 1-0 with a 4.97 ERA (12.2 ip, 13 h, 8 r, 7 er, 3 bb, 10 so, 2 hr) in two starts during the Olympics...was rated as the A's number one prospect and the fourth best prospect in the California League by *Baseball America* following the season...was also tabbed as having the Best Slider and Best Control in the magazine's Best Tools survey for A's prospects...with Stockton and Midland, he allowed a .237 opponents batting average, which included a .234 mark by right-handed hitters and .245 by left-handers...struck out 118 and walked just 27, a strikeout to walk ratio of 4.4 to 1...averaged 10.1 strikeouts per nine innings...began the year at Stockton and was 9-4 with a 4.14 ERA in 14 games, 13 starts...tied for the team lead in wins despite spending just three months with the Ports...went 4-0 with a 1.82 ERA over his final five games, four starts...was named California League Pitcher of the Week, June 9-15...won both of his starts and allowed just one run in 14.0 innings, while striking out 16...was promoted to Midland June 24 and was 2-1 with a 2.61 ERA in six starts with the Rock-Hounds...struck out a season high 12 in 6.0 innings in his first Double-A start June 26 at Arkansas...joined Team USA for the Olympics in August...had a no decision Aug. 16 in a 5-4 win over Canada (5.2 ip, 9 h, 4 r, 3 er, 4 so)...then started and won in the Bronze Medal game Aug. 23 against Japan, an 8-4 win (7.0 ip, 4 h, 4 r, 4 er, 3 bb, 6 so)...made one final start for Midland Aug. 28.

2007—Was Arizona's second round pick in 2006 but did not sign until Sept. 1, 2006...made his professional debut in 2007 and was a combined 11-7 with a 3.07 ERA in 23 games, all starts, with Single-A South Bend and Single-A Visalia...ranked third in the Diamondbacks farm system in wins and ERA...allowed a .270 opponents batting average, including .215 by left-handed hitters and .283 by right-handers...that mark dropped to .171 with runners in scoring position...struck out 125 and walked just 21 for a strikeout to walk ratio of 5.95 to 1...only one of those walks was issued to a left-handed hitter...walked two batters or fewer in all but one of his 23 starts...was 8-4 with a 2.21 ERA in 14 starts at South Bend and was a *Baseball America* Low Class A All-Star...was also named the number three prospect in the Midwest League by the magazine...tied for the Silver Hawks team lead in wins despite being promoted to Visalia June 21...had a season best five-game winning streak over a seven-start stretch from May 10 to June 11 (1.67 ERA)...was 3-3 with a 4.85 ERA in nine starts with Visalia...made one postseason start for the Oaks and took the loss (4.0 ip, 3 h, 1 r, 1 er, 1 bb, 4 so, 2.25 ERA)...was traded to the A's on December 14 and was named Oakland's third best prospect by *Baseball America*.

PERSONAL/MISCELLANEOUS

Brett F. Anderson was originally signed by Diamondbacks scout Joe Robinson...graduated from Stillwater (OK) High School...was a *Baseball America* 1st Team High School All-America selection in 2006 after going 9-0 with two saves and a 0.37 ERA in 12 games as a senior...struck out 102 and walked just nine in 57 innings...his father, Frank, was the head baseball coach at Oklahoma State University from 2003-12 and is now pitching coach at the University of Houston...was part of the A's 2010 Holiday Caravan, which featured many public appearances around the Bay Area, including autograph sessions at a holiday party for Oakland elementary school children and an after-school mentoring program, hosting a holiday shopping event for children from the Salvation Army Garden Center Shelter, and visiting a local adolescent substance abuse treatment center.

LIFETIME PITCHING RECORD

Year	Club	W	L	ERA	G	GS	CG	SHO	SV	IP	H	R	ER	HR	HB	BB	IBB	SO	WP	BK
2007	South Bend	8	4	2.21	14	14	0	0	0	81.1	76	26	20	3	2	10	0	85	6	0
	Visalia	3	3	4.85	9	9	0	0	0	39.0	50	23	21	6	1	11	0	40	1	2
2008	Stockton	9	4	4.14	14	13	0	0	0	74.0	68	35	34	5	4	18	0	80	5	1
	Midland	2	1	2.61	6	6	0	0	0	31.0	27	10	9	3	1	9	0	38	0	1
2009	OAKLAND	11	11	4.06	30	30	1	1	0	175.1	180	94	79	20	3	45	1	150	0	1
2010	OAKLAND	7	6	2.80	19	19	0	0	0	112.1	112	41	35	6	7	22	2	75	4	2
	Sacramento	1	0	4.05	3	3	0	0	0	13.1	19	6	6	0	1	3	0	12	0	0
	Arizona A's	0	0	3.00	2	2	0	0	0	6.0	11	2	2	0	1	0	0	6	0	0
2011	OAKLAND	3	6	4.00	13	13	1	0	0	83.1	86	40	37	8	7	25	1	61	0	1
	Stockton	0	0	9.00	1	1	0	0	0	2.0	4	2	2	0	1	0	0	0	0	0
	Sacramento	1	1	4.24	5	5	0	0	0	23.1	27	12	11	4	1	5	0	18	1	1
	OAKLAND	4	2	2.57	6	6	0	0	0	35.0	29	11	10	1	1	7	1	25	1	0
ML Totals		25	25	3.57	68	68	2	1	0	406.0	407	186	161	35	18	99	5	311	5	4

CAREER TRANSACTIONS

2006 — Selected by the Arizona Diamondbacks organization in the 2nd round of the First-Year Player Draft. **2007** — Traded to the Oakland Athletics with pitchers Dana Eveland and Greg Smith, infielder Chris Carter and outfielders Aaron Cunningham and Carlos Gonzalez for pitchers Dan Haren and Connor Robertson, December 14. **2010** — On disabled list, April 25 to May 28; included rehabilitation assignment to Sacramento, May 24 to 28. On disabled list, June 4 to July 29; included rehabilitation assignments to Arizona A's, July 9 to 19, and Sacramento, July 20 to 29. **2011** — On disabled list, June 7 to November 1. **2012** — On disabled list, March 13 to August 19; included rehabilitation assignment to Stockton, July 21 to 25, and Sacramento, July 26 to August 19.

DIVISION SERIES RECORD

Year	Club/Opp.	W	L	ERA	G	GS	CG	SHO	SV	IP	H	R	ER	HR	HB	BB	IBB	SO	WP	BK
2012	OAK vs. DET	1	0	0.00	1	1	0	0	0	6.0	2	0	0	0	0	2	0	6	0	0

VS. THE AMERICAN LEAGUE

2012		CAREER												
ERA	W	L	S	G	IP	ER	vs. TEAM	ERA	W	L	S	G	IP	ER
—	0	0	0	0	0.0	0	Baltimore	9.00	0	1	0	1	5.0	5
1.50	1	0	0	1	6.0	1	Boston	2.70	5	2	0	8	50.0	15
—	0	0	0	0	0.0	0	Chicago	4.55	1	1	0	5	29.2	15
0.00	1	0	0	1	7.0	0	Cleveland	0.96	2	0	0	4	28.0	3
11.57	0	1	0	1	2.1	3	Detroit	3.78	2	2	0	4	16.2	7
—	0	0	0	0	0.0	0	Kansas City	3.46	2	0	0	2	13.0	5
6.75	0	1	0	1	6.2	5	Los Angeles	4.08	1	3	0	7	46.1	21
1.29	1	0	0	1	7.0	1	Minnesota	2.88	3	2	0	5	34.1	11
—	0	0	0	0	0.0	0	New York	6.53	0	4	0	5	30.1	22
—	0	0	0	0	0.0	0	Oakland	—	0	0	0	0	0.0	0
0.00	1	0	0	1	6.0	0	Seattle	1.76	7	3	0	13	81.2	16
—	0	0	0	0	0.0	0	Tampa Bay	2.12	1	0	0	3	17.0	4
—	0	0	0	0	0.0	0	Texas	6.62	1	4	0	7	34.0	25
—	0	0	0	0	0.0	0	Toronto	3.00	0	1	0	1	6.0	2

VS. THE NATIONAL LEAGUE

2012		CAREER												
ERA	W	L	S	G	IP	ER	vs. TEAM	ERA	W	L	S	G	IP	ER
—	0	0	0	0	0.0	0	San Diego	5.40	0	0	0	1	5.0	3
—	0	0	0	0	0.0	0	San Francisco	7.00	0	2	0	2	9.0	7

MONTHLY BREAKDOWN

2012		CAREER												
ERA	W	L	S	G	IP	ER	by MONTH	ERA	W	L	S	G	IP	ER
—	0	0	0	0	0.0	0	April	3.35	3	5	0	14	86.0	32
—	0	0	0	0	0.0	0	May	4.74	4	6	0	12	68.1	36
—	0	0	0	0	0.0	0	June	5.82	2	3	0	7	34.0	22
—	0	0	0	0	0.0	0	July	2.77	2	2	0	6	39.0	12
0.64	2	0	0	2	14.0	1	August	3.53	4	5	0	13	81.2	32
3.86	2	2	0	4	21.0	9	September	2.65	9	3	0	14	85.0	25
—	0	0	0	0	0.0	0	October	1.50	1	1	0	2	12.0	2

PITCHING BREAKDOWN

2012		CAREER												
ERA	W	L	S	G	IP	ER	by CATEGORY	ERA	W	L	S	G	IP	ER
1.38	2	0	0	2	13.0	2	Home	3.55	12	9	0	30	190.1	75
3.27	2	2	0	4	22.0	8	Road	3.59	13	16	0	38	215.2	86
4.26	1	1	0	2	12.2	6	Day	3.25	11	9	0	28	171.2	62
1.61	3	1	0	4	22.1	4	Night	3.80	14	16	0	40	234.1	99
—	0	0	0	0	0.0	0	Pre-ASG	4.02	10	14	0	35	201.1	90
2.57	4	2	0	6	35.0	10	Post-ASG	3.12	15	11	0	33	204.2	71
2.57	4	2	0	6	35.0	10	Starter	3.57	25	25	0	68	406.0	161
—	0	0	0	0	0.0	0	Reliever	—	0	0	0	0	0.0	0

ANDERSON'S 2012 STARTS

Date	Opponent	Score	Dec	ERA	IP	H	R	ER	BB	SO	HR	#PIT
Aug. 21	Minnesota	4-1	W	1.29	7.0	4	1	1	0	6	0	86
Aug. 27	at Cleveland	3-0	W	0.64	7.0	2	0	0	2	5	0	95
Sept. 2	Boston	6-2	W	0.90	6.0	5	1	1	1	4	0	90
Sept. 8	at Seattle	6-1	W	0.69	6.0	6	1	0	0	4	0	108
Sept. 13	at Los Angeles (AL)	0-6	L	1.93	6.2	9	5	5	1	5	1	100
Sept. 19	at Detroit	2-6	L	2.57	2.1	3	3	3	3	1	0	48

BALLPARK BREAKDOWN

	ERA	W	L	S	G	IP	ER
Angel Stadium of Anaheim	4.33	1	2	0	4	27.0	13
AT&T Park	7.00	0	2	0	2	9.0	7
Ballpark in Arlington	8.62	0	3	0	4	15.2	15
Comerica Park	4.76	1	2	0	3	11.1	6
Fenway Park	4.09	2	1	0	4	22.0	10
Kauffman Stadium	4.50	1	0	0	1	6.0	3
Mall of America Field	2.57	1	0	0	1	7.0	2
O.co Coliseum	3.55	12	9	0	30	190.1	75
PETCO Park	5.40	0	0	0	1	5.0	3
Progressive Field	0.00	1	0	0	1	7.0	0
Safeco Field	1.00	3	2	0	7	45.0	5
Target Field	1.84	1	1	0	2	14.2	3
Tropicana Field	1.80	1	0	0	2	10.0	2
U.S. Cellular Field	3.50	1	1	0	3	18.0	7
Yankee Stadium	5.00	0	2	0	3	18.0	10

FIELDING STATISTICS

Pitcher		Year	Pct.	G	PO	A	E	TC	DP
2009	1.000	30	0	29	0	29	5		
2010	.972	19	4	31	1	36	1		
2011	.913	13	0	21	2	23	1		
2012	1.000	6	0	1	0	1	0		
Totals	.966	68	4	82	3	89	7		

ANDERSON'S CAREER BESTS

Low Hit Complete Game: 2, July 6, 2009 at Boston
Innings Pitched: 9.0 (twice), last: May 5, 2011 vs. Cleveland
Strikeouts: 10, September 18, 2009 vs. Cleveland
Longest Winning Streak: 4 (three times), last: August 21 to September 8, 2012
Longest Losing Streak: 4 (twice), last: August 10 to September 1, 2010
Longest Scoreless Streak: 23.0, July 6 to 24, 2009



RIGHT-HANDED PITCHER

Height/Weight: 6-2 / 200

Bats/Throws: Right / Right

Birthdate: December 30, 1977

Opening Day Age: 35

Birthplace/Resides: Sydney, Australia / Clearwater, Florida

Major League Service: 8 years, 99 days

Obtained: Signed as a free agent, January 18, 2011

Contract Status: Third year of a three-year contract through 2013.

CAREER HIGHLIGHTS

Has spent parts of nine seasons in the majors with four different teams (Minnesota, Milwaukee, Tampa Bay and Oakland)...has a 3.38 ERA and .208 opponents batting average in 398 career appearances, all but one in relief...posted a 5.44 ERA and .261 opponents average in 80 games over his first four seasons but has compiled a 2.78 ERA (98 er in 317.2 ip) and .191 (215-for-1124) opponents batting average over his last five campaigns...his opponents average since 2008 is second lowest among Major League pitchers with 300 or more innings to Carlos Marmol (.169)...his ERA over that span is fourth best...has 34 career saves and 442 strikeouts, which are the most in Major League history by a pitcher born in Australia...also ranks second in games (398) and wins (27) among his countrymen...led all ML relievers in strikeouts per nine innings (12.65) in 2008 and topped American League relievers in opponents batting average (.143) that season...missed the entire 2005 season after undergoing "Tommy John" surgery...pitched for the World team in the 2001 All-Star Futures Game...pitched for Australia in the 2000 Olympic Games in Sydney.

2012 HIGHLIGHTS

Had two stints as the A's closer and saved a team-leading 24 games in a team-high 75 appearances while posting a 2.53 ERA...was charged with just two blown saves, all during his first stint as closer, and his save percentage of 92.3 ranked fourth in the American League...it tied for fourth best in Oakland history...was 10th in saves...also ranked second among AL relievers in opponents batting average (.160), third in slugging percentage (.253), fourth in on-base percentage (.242), fifth in games (75) and tied for fifth in innings (74.2)...the games pitched tied for fifth most in Oakland history...the batting average tied for third

lowest in Oakland history among relievers and the slugging percentage was sixth best...had career highest in saves, games and innings pitched...the batting average, on-base percentage and slugging percentage were second lowest of his career...had a 4.50 ERA and .233 opponents batting average over his first 21 appearances...then posted a 1.81 ERA and .130 opponents average over his final 54 games beginning May 20...allowed 10-of-21 (47.6%) inherited runners to score...first batters faced were 16-for-65 (.246) with nine walks (.347 on-base percentage)...tied for the third most first batter walks in the AL...the most first batter walks by an Oakland reliever since 1974 is 10 by Bill Mooneyham (1986) and Greg Cadaret (1988)...his .160 opponents batting average included a .157 (21-for-134) mark against left-handed hitters compared to .163 (20-for-123) against right-handers...surrendered three of his four home runs to right-handers...allowed a .103 batting average with two outs and opponents are batting .186 (96-for-516) with two outs in his career...yielded a .207 average with runners in scoring position...allowed 13 of his 21 runs in the ninth inning for a 3.44 ERA...had a 1.77 ERA in all other innings...had all three of his wins and a 1.06 ERA in 41 appearances at home...was charged with both of his losses and had a 4.45 ERA in 34 outings on the road...now has a 1.40 ERA (12 er in 77.1 ip) in 74 home games in two seasons with the A's compared to a 3.94 ERA (26 er in 59.1 ip) in 63 appearances on the road...posted a 1.93 ERA in eight interleague appearances and is now 4-0 with a save, a 1.14 ERA (6 er in 47.1 ip) and .157 (25-for-159) opponents batting average in 40 career interleague appearances...did not commit an error in 75 games and has not made an error in 50 chances and 398 games in his career.

ATHLETICS SINGLE SEASON SAVE PERCENTAGE LEADERS

	SV	SVO	SB%
1. Dennis Eckersley, 1990	48	50	96.0%
Mudcat Grant, 1970	24	25	96.0%
3. Dennis Eckersley, 1992	51	54	94.4%
4. Grant Balfour, 2012	24	26	92.3%
Andrew Bailey, 2011	24	26	92.3%

(minimum 20 opportunities)

OAKLAND: Began the season as the A's closer and converted each of his first five save opportunities through April 24...did not allow a run in nine of 10 games over that span for a 0.82 ERA and .111 opponents batting average...was charged with his first blown save April 25 against Chicago when he allowed Paul Konerko's 400th career home run in the ninth inning of the A's 5-4, 14-inning win...had two blown saves, a loss and two saves over a five-game span from April 25 to May 5 where he posted a 16.20 ERA and .438 opponents batting average...would not have another save opportunity until Aug. 11...allowed three home runs in 11 games and 11.0 innings in the month of April...would surrender just one home run in 62 games and 61.2 innings the rest of the way...had a 10-game, 11.2-inning scoreless streak from June 5 to 27 and allowed just four hits for a .108 opponents batting average...the streak ended June 29 at Texas when he allowed a career-high tying four runs in 0.2 innings (also Sept. 3, 2003 vs. Anaheim and Sept. 11, 2007 at Boston)...did not allow a run in 10 games and 9.1 innings in the month of July and had a 13.1-inning scoreless streak from July 1 to Aug. 4...allowed just six hits over that stretch for a .128 opponents batting average...the scoreless streak was snapped Aug. 8 against Los Angeles on a solo home run by Mark Trumbo...returned to the closer role Aug. 11 at Chicago when he picked up his eighth save of the season...it was the 18th of his career, breaking Graeme Lloyd's record for most career saves by an Australian-born pitcher...converted each of his 17 save opportunities over 23 appearances from Aug. 11 through the end of the season...logged a 2.08 ERA and .125 opponents batting average over that stretch...in the AL, only Jim Johnson of the Orioles had more saves over that span (18)...recorded the save in eight consecutive appearances from Aug. 11 to 27...joins Dennis Eckersley (nine times) and Huston Street (twice) as the only relievers in Oakland history with a save in eight or more consecutive appearances...allowed just one run (1.23 ERA) on one hit (.043 opponents batting average) over that span...posted a 1.46 ERA in 12 appearances in the month of August and was a perfect 8-for-8 in saves...was charged with two runs and did not retire a batter Sept. 11 at Los Angeles (2 h, 2 bb)...did not allow a run after that to finish the season with a 10-game, 11.0-inning scoreless streak...retired each of the final 26 batters that he faced beginning Sept. 22 at New York, which is tied for the fifth longest streak in Oakland history...it is the second longest by a reliever to the record of 27 by Mike Mohler from April 15-28, 1996...appeared in each of the A's final five games from Sept. 29-Oct. 3 and did not allow a base runner...according to the Elias Sports Bureau, he is the second pitcher in Major League history to pitch at least one inning without surrendering a hit, walk or hit batsman in each of five straight games...the other is the Dodgers' Eric Gagne who did it over a six-game span in August 2003...Balfour is the first relief pitcher to finish each of his team's final five games of the season...saved the A's playoff clinching win Oct. 1 against Texas by striking out the side in the ninth inning...recorded his final save of the season Oct. 2 against the Rangers and finished the season by converting each of his final 18 save opportunities...that is tied for the seventh longest save streak in Oakland history...had a loss (Game 2) and a save (Game 3) in two appearances against Detroit in the ALDS.

CAREER

2011—Was used mostly as a set-up man, posting a 5-2 record with two saves, a 2.47 ERA and .199 opponents batting average in 62 relief appearances...tied for eighth among American League relievers in grounded into double plays (8), ranked 10th in opponents on-base percentage (.266) and was tied for 10th in wins...also tied for eighth in home runs allowed (8) and tied for 10th in blown saves (5)...the grounded into double plays and home runs were career highs and the blown saves matched his high...his .199 opponents average broke down to .191 against left-handed hitters and .207 against right-handers...allowed a .230 average and five of his eight home runs with the bases empty compared to .151 with runners on...four of his home runs were to the first batter he faced in an outing, which tied for third most in the AL...opponents hit .125 with runners in scoring position...first batters faced hit .250 (15 for 60) with two walks...tied for eighth in the AL in first batter strikeouts (19)...allowed just 2 of 15 (13.3%) inherited runners to score, which was the lowest mark of his career...yielded a .151 batting average with two outs...the opponents number five hitter was just 1-for-28 (.036)...posted a 1.80 ERA in 33 games at home compared to 3.33 in 29 appearances on the road...combined for a 1.65 ERA in the seventh and eighth innings, then posted a 5.54 ERA from the ninth inning on...did not commit an error in 62 games and six total chances...tossed at least one inning in 54 of his 62 appearances, not allowing a run in 51 of those outings...tossed 1.2 shutout innings in his first outing April 2 against Seattle...that would be his longest outing of the season, which he matched May 14 against Chicago and Sept. 10 at Texas...tossed a scoreless ninth inning May 4 against Cleveland for his first save since Oct. 3, 2009...that was part of a 14-game, 14.1-inning scoreless streak from April 23 to May 20...held the opposition a .146 batting average over that span, which lowered his season ERA to 1.31...the streak ended May 22 at San Francisco when he allowed a two-run home run to Schierholtz in the bottom of the eighth inning for the blown save

in a 5-4, 11-inning loss...then allowed a season-high three runs in his next outing May 26 at Los Angeles...that two-game stretch raised his ERA to 3.18...was on the paternity list June 3-4 for the birth of his first child, daughter Raegan...allowed both of his two inherited runners to score June 12 at Chicago...those were the only two inherited runners he allowed to score all season...stranded each of his final 11 inherited runners...recorded his second and final save of the season June 21 at New York (NL) with 1.1 scoreless innings...that would be his final outing before he was placed on the 15-day disabled list June 28, retroactive to June 22, with a strained right oblique...it was his sixth career stint on the DL...made one rehab appearance before he reinstated from the DL July 7...retired each of the first 12 batters he faced following his return...that was part of a 14.2-inning scoreless streak that spanned 14 games from June 16 to July 31...it matched the longest scoreless streak of his career (June 8 to July 9, 2008)...tossed 1.1 scoreless innings at New York July 23 in the 300th appearance of his career...became the second Australian in Major League history to reach that plateau, joining Graeme Lloyd...did not allow a run in 10.1 innings in July...then posted a 3.79 ERA over the final two months of the season, including 5.40 in September...surrendered two home runs Sept. 21 against Texas...it marked just the second time in his career he allowed two home runs in a game (also July 27, 2001 at Seattle).

2010—Made 57 relief appearances, despite spending the month of August on the disabled list...compiled a 2.28 ERA, which ranked eighth among American League relievers...allowed a .216 opponents batting average, including .174 against right-handed hitters and .267 against left-handers...opponents hit .161 with runners in scoring position, including .074 with RISP and two outs...struck out 56 batters in 55.1 innings and walked just 17 for a strikeout-to-walk ratio of 3.29...compiled a 1.04 ERA and .179 opponents batting average in eight interleague appearances...did not allow a run in 13 outings on no days rest (10.1 ip)...allowed 8 of 31 (25.8%) inherited runners to score and first batters faced were 11 for 53 (.208) with four walks...posted a 1.08 ERA in the seventh inning with a .157 opponents batting average...did not allow a run in the seventh inning until Sept. 6 at Boston after 19.2 scoreless frames to begin the year...was on his second career Opening Day roster...allowed a run on two hits in 2.0 innings in his first outing April 8 against Baltimore for his only blown save of the season...struck out a season-high four batters in 2.0 scoreless innings June 6 against Texas...the innings pitched matched his season high (six times)...posted a 0.82 ERA in the month of June, his lowest single-month mark in 2010...had a 2.08 ERA in 44 outings when he was placed on the 15-day disabled list July 31 retroactive to July 30 with an intercostal strain...had a two-start rehab assignment before he was reinstated from the DL Sept. 1...made 13 appearances following his return and compiled a 3.00 ERA...fanned Austin Kearns Sept. 15 at New York (AL) for his 305th career strikeout, making him the all-time leader among Australia-born major leaguers...surpassed Graeme Lloyd...made three postseason appearances in the ALDS against Texas...did not allow a run in 3.2 innings...has not allowed a run in eight career Division Series games (9.2 ip).

2009—Appeared in 73 games, which was second most in one season in Rays history at the time and tied for seventh most in the American League...allowed a .235 opponents batting average...averaged 9.2 strikeouts per nine innings...of the six home runs he allowed, five were three-run homers, which were the most by a major league reliever...had allowed only two in his career entering the season...all six home runs came on the road...three of the three-run home runs resulted in Rays losses...in eight interleague games, did not allow a run (8.0 ip, 4 h)...stranded his first 16 inherited runners, then allowed 18 of his last 51 to score...played in his sixth Major League season but made his first Opening Day roster...

OAKLAND A'S CONSECUTIVE BATTERS RETIRED

- 30 Guillermo Moscoso, September 2-7, 2011
- 29 Dallas Braden, May 9-14, 2010
- 29 Jim Hunter, May 3-8, 1968
- 27 *Mike Mohler, April 15-28, 1996
- 26 *Grant Balfour, September 22, 2012-present**
- 26 Cory Lidle, August 21-26, 2002

*indicates reliever

OAKLAND A'S CONSECUTIVE SAVES

- 40 Eckersley, Sept. 15, 1991-August 7, 1992
- 27 Bailey, June 17, 2009-May 8, 2010
- 21 Street, July 19, 2005-April 15, 2006
- 21 Eckersley, Sept. 28, 1989-June 10, 1990
- 21 Grant, May 1-August 14, 1970
- 19 Eckersley, June 15-August 24, 1990
- 18 Balfour, May 5, 2012-present**
- 18 Eckersley, May 2-July 4, 1995
- 17 Eckersley, Sept. 15, 1987-May 9, 1988
- 16 Bailey, July 15-September 28, 2011

earned his first win May 6 at New York (AL), the first Ray to win at new Yankee Stadium...threw 2.2 innings May 30 vs. Minnesota, retiring his first seven batters in relief of David Price...it was his longest relief outing as a Ray and longest since July 20, 2004 at Detroit (3.0 ip) while a member of the Twins... from June 9 to July 5, made 11 consecutive scoreless appearances (13.0 ip, 8 h, 0 r, 3 bb, 14 so)...had three blown saves in a 12-game span from Aug. 30 to Sept. 9...recorded the save in each of his final three appearances from Sept. 28 to Oct. 3.

2008—Had one of the best seasons of any reliever in baseball, leading the majors in several categories and setting career bests in wins, ERA and strikeouts...spent the first two months of the season at Triple-A Durham...led all Major League relievers with 12.65 strikeouts per nine innings...struck out 36.6 percent of batters faced, tops in the majors...his 1.54 ERA was fourth best among ML relievers...43 of his 51 outings were scoreless, including 13 of his first 14...his .143 opponents average led AL relievers and was second in the majors to the Cubs' Carlos Marmol (.135)...collected his first career save in his season debut May 31 vs. Chicago (AL)...pitched in 10 postseason games for the Rays...in the World Series-ending Game 5 at Philadelphia, was on the mound for both ends of the rain delay that stretched across three days...total time elapsed was 46 hours...at Durham, was 1-0 and 8-for-8 in save opportunities...allowed just one run in 15 outings covering 23.2 innings...tallied 39 strikeouts against just five hits and 10 walks...held right-handed hitters to a .029 average (1-for-35).

2007—Opened the season at Double-A Huntsville...promoted to Nashville and went 1-1 with five saves and a 1.69 ERA in 24 games for the Sounds...was 0-2 in three relief appearances with the Brewers following his promotion from Triple-A Nashville July 17...was acquired by the Rays July 27 from Milwaukee in exchange for right-handed pitcher Seth McClung...fanned a total of 98 in 68.0 innings pitched at four stops in both the majors and minors...compiled a 0.79 ERA in August...made his Rays debut July 28 vs. Boston (2.0 ip, 2 r, 2 er) in an extra-inning loss...was scored upon in just two of his next 14 appearances.

2006—Signed with Cincinnati as a free agent Jan. 12...spent the entire season on the 60-day DL recovering from right elbow and shoulder surgeries...made nine rehab appearances...claimed off waivers by Milwaukee Oct. 5.

2005—Missed the entire 2005 season due to an injury in his final year in the Twins organization...was placed on the 15-day disabled list March 25 with a sore right elbow...underwent Tommy John surgery to repair a torn ulnar collateral ligament May 13 (Dr. Timothy Kremchek)...underwent surgery to repair a torn labrum and torn rotator cuff in his right shoulder Sept. 29 (Kremchek).

2004—Entered the season as the ninth-best prospect in the Twins organization according to *Baseball America*...held opponents to a .238 batting average and struck out 42 in 39.1 innings...was on the 15-day disabled list from April 4 to May 13 with a tender right shoulder and July 26 to Aug. 16 with tendinitis in that shoulder...made two relief appearances for the Twins in the ALDS against the Yankees...worked 2.2 perfect innings and struck out two...came on in Game 2 in relief of Brad Radke, tossing 0.2 frames at Yankee Stadium...worked 2.0 innings in relief of Johan Santana in Game 4 in the Metrodome.

2003—Split the season between Triple-A Rochester and Minnesota...had a pair of stints with the Twins (July 3-16 and Aug. 15 through season's end)...struck out a career-high five batters over 2.1 innings in his first appearance with the Twins July 3 vs. Cleveland...tossed a career-high 4.0 scoreless innings Aug. 23 vs. Kansas City...recorded his first Major League win Aug. 29 at Texas, tossing 2.0 scoreless innings in an 8-5 victory...made his lone ML start Sept. 3 vs. Anaheim and received a no decision (2.2 ip, 4 h, 4 r, 4 er, 5 bb, 3 so, 1 hr)...at Rochester he held opponents to a .188 batting average and struck out 87 in 71 innings...was selected to pitch in the Triple-A All-Star Game but did not participate due to his promotion to the majors.

2002—Ranked third in the Pacific Coast League with 58 appearances for Triple-A Edmonton...held opponents to a .231 average and struck out 88 batters in 71.1 innings.

2001—Began the season at Double-A New Britain...promoted to the Twins July 21...made his major league debut in relief July 22 vs. Seattle (1.2 ip, 1 er)...struck out his first batter faced (Mike Cameron)...was optioned to Edmonton July 29...at New Britain he held opponents to a .149 average and struck out

72 in 50.0 innings...named Twins minor league Pitcher of the Month for May...pitched for the World Team in the All-Star Futures Game July 9 at Seattle's Safeco Field.

2000—Pitched for Australia in the 2000 Olympic Games in Sydney...tied for the team lead in wins (8) at Single-A Fort Myers...struck out 90 batters in 89.0 innings.

1999—Held opponents to a .204 batting average and struck out 95 batters in 91.2 innings at Single-A Quad City...produced a season-high 12 strikeouts over 8.0 innings in a win Aug 9 vs. Fort Wayne.

1998—Led the Appalachian League in wins at Rookie-level Elizabethton.

1997—Made his professional debut in the Gulf Coast League.

PERSONAL/MISCELLANEOUS

Grant Robert Balfour was originally signed by Twins scout Howard Norsetter...he and his wife, Angie, have a daughter, Raegan Madison (6/2/11)...graduated from William Clark High School in Kellyville, New South Wales, Australia, where he played baseball and rugby...named Rookie of the Year in the Sydney Baseball League in 1995 and Pitcher of the Year in 1996...spent much of his amateur career as a catcher...in January 2008, Wests Tigers Rugby League Football inducted Grant into their club at Concord Oval...received a special invitation to attend Wests Tigers headquarters to meet the players and be taken on a tour of the training facilities...is a passionate Wests Tigers supporter after growing up following the Balmain Tigers...his father played for Balmain and now serves as the general manager for the Sydney Blue Sox of the Australian Baseball League.

ALL-TIME MLB AUSTRALIAN BORN LEADERS

GAMES PITCHED

568	Graeme Lloyd
398	Grant Balfour
295	Peter Moylan
115	Ryan Rowland-Smith
84	Mark Hutton

STRIKEOUTS

442	Grant Balfour
304	Graeme Lloyd
220	Ryan Rowland-Smith
207	Peter Moylan
204	Damian Moss

WINS

30	Graeme Lloyd
27	Grant Balfour
22	Damian Moss
20	Peter Moylan
12	Ryan Rowland-Smith

SAVES

34	Grant Balfour
17	Graeme Lloyd
4	Peter Moylan
2	Ryan Rowland-Smith
1	Shayne Bennett

LIFETIME PITCHING RECORD

Year	Club	W	L	ERA	G	GS	CG	SHO	SV	IP	H	R	ER	HR	HB	BB	IBB	SO	WP	BK
1997	GCL Twins	2	4	3.76	13	12	0	0	0	67.0	73	31	28	1	4	20	0	43	3	2
1998	Elizabethton	7	2	3.36	13	13	0	0	0	77.2	70	36	29	7	5	27	0	75	6	0
1999	Quad City	8	5	3.53	19	14	0	0	1	91.2	66	39	36	7	6	37	0	95	1	0
2000	Fort Myers	8	5	4.25	35	10	0	0	6	89.0	91	46	42	8	8	34	2	90	10	1
2001	New Britain	2	1	1.08	35	0	0	0	13	50.0	26	6	6	1	0	22	2	72	1	0
	MINNESOTA	0	0	13.50	2	0	0	0	0	2.2	3	4	4	2	0	3	0	2	0	0
	Edmonton	2	2	5.51	11	0	0	0	0	16.1	18	11	10	2	0	10	1	17	2	0
2002	Edmonton	2	4	4.16	58	0	0	0	8	71.1	60	34	33	3	0	30	1	88	2	1
2003	Rochester	5	2	2.41	21	11	0	0	5	71.0	48	21	19	6	3	16	0	87	0	1
	MINNESOTA	1	0	4.15	17	1	0	0	0	26.0	23	12	12	4	0	14	2	30	0	0
2004	MINNESOTA	4	1	4.35	36	0	0	0	0	39.1	35	19	19	4	2	21	1	42	3	0
2005	MINNESOTA	(Injured — Did Not Play)																		
2006	Dayton	0	0	0.00	2	0	0	0	0	2.0	0	0	0	0	0	0	0	3	0	0
	GCL Reds	0	0	13.50	2	2	0	0	0	1.1	1	2	2	0	1	3	0	2	0	0
	Sarasota	0	0	7.94	5	0	0	0	0	5.2	8	7	5	0	1	3	0	7	4	1
2007	Huntsville	0	0	2.38	8	0	0	0	2	11.1	8	3	3	0	0	4	0	21	0	1
	Nashville	1	1	1.69	24	0	0	0	5	32.0	17	6	6	2	0	11	0	47	0	0
	MILWAUKEE	0	2	20.25	3	0	0	0	0	2.2	4	6	6	1	1	4	0	3	0	0
	TAMPA BAY	1	0	6.14	22	0	0	0	0	22.0	26	15	15	1	0	16	0	27	0	0
2008	Durham	1	0	0.38	15	0	0	0	8	23.2	5	1	1	1	0	10	0	39	1	1
	TAMPA BAY	6	2	1.54	51	0	0	0	4	58.1	28	10	10	3	0	24	1	82	2	0
2009	TAMPA BAY	5	4	4.81	73	0	0	0	4	67.1	59	38	36	6	2	33	0	69	1	0
2010	TAMPA BAY	2	1	2.28	57	0	0	0	0	55.1	43	16	14	3	0	17	2	56	4	1
	Charlotte	0	1	10.80	2	2	0	0	0	1.2	2	3	2	0	0	3	0	2	0	0
2011	OAKLAND	5	2	2.47	62	0	0	0	2	62.0	44	17	17	8	0	20	1	59	0	0
	Sacramento	0	0	9.00	1	0	0	0	0	1.0	2	1	1	0	0	1	0	0	0	0
2012	OAKLAND	3	2	2.53	75	0	0	0	24	74.2	41	21	21	4	1	28	2	72	2	0
AL Totals		27	12	3.27	395	1	0	0	34	407.2	302	152	148	35	5	176	9	439	12	1
NL Totals		0	2	20.25	3	0	0	0	0	2.2	4	6	6	1	1	4	0	3	0	0
ML Totals		27	14	3.38	398	1	0	0	34	410.1	306	158	154	36	6	180	9	442	12	1

CAREER TRANSACTIONS

1997 — Signed by the Minnesota Twins organization as a free agent, January 19. **2004** — On disabled list, April 4 to May 13. On disabled list, July 26 to August 16. **2005** — On disabled list, March 25 to October 13. Contract non-tender, December 21. **2006** — Signed by the Cincinnati Reds, January 12. On disabled list, March 31 to October 2; included rehabilitation assignments to Dayton, July 10 to 14, Gulf Coast Reds, August 15 to 22, and Sarasota, August 23 to September 7. Claimed off waivers by the Milwaukee Brewers, October 5. **2007** — Released, March 27; re-signed by Milwaukee to a minor league contract, March 29. Traded to the Tampa Bay Rays for pitcher Seth McClung, July 27. **2010** — On disabled list, July 30 to August 31; included rehabilitation assignment to Charlotte, August 28 to 31. Elected free agency, November 1. **2011** — Signed by the Oakland Athletics, January 18. On disabled list, June 22 to July 6; included rehabilitation assignment to Sacramento, July 5 to 6.

DIVISION SERIES RECORD

Year	Club/Opp.	W	L	ERA	G	GS	CG	SHO	SV	IP	H	R	ER	HR	HB	BB	IBB	SO	WP	BK
2004	MIN vs. NYY	0	0	0.00	2	0	0	0	0	2.2	0	0	0	0	0	0	0	2	0	0
2008	TB vs. CWS	0	0	0.00	3	0	0	0	0	3.1	2	0	0	0	0	1	0	4	0	0
2010	TB vs. TEX	0	0	0.00	3	0	0	0	0	3.2	2	0	0	0	0	0	0	1	0	0
2012	OAK vs. DET	0	1	5.40	2	0	0	0	1	1.2	3	1	1	0	0	1	1	2	0	0
Totals		0	1	0.79	10	0	0	0	1	11.1	7	1	1	0	0	2	1	9	0	0

LEAGUE CHAMPIONSHIP SERIES RECORD

Year	Club/Opp.	W	L	ERA	G	GS	CG	SHO	SV	IP	H	R	ER	HR	HB	BB	IBB	SO	WP	BK
2008	TB vs. BOS	0	0	19.29	4	0	0	0	0	2.1	5	5	5	2	1	4	0	1	0	0

WORLD SERIES RECORD

Year	Club/Opp.	W	L	ERA	G	GS	CG	SHO	SV	IP	H	R	ER	HR	HB	BB	IBB	SO	WP	BK
2008	TB vs. PHI	0	0	3.00	3	0	0	0	0	3.0	4	1	1	0	0	3	3	2	1	0

VS. THE AMERICAN LEAGUE

2012		CAREER												
ERA	W	L	S	G	IP	ER	vs. TEAM	ERA	W	L	S	G	IP	ER
7.36	0	1	3	5	3.2	3	Baltimore	3.09	2	1	5	31	32.0	11
9.00	1	0	0	3	3.0	3	Boston	5.60	3	0	2	32	35.1	22
3.00	0	0	2	3	3.0	1	Chicago	4.15	3	0	3	28	26.0	12
0.00	0	0	3	4	3.1	0	Cleveland	3.95	0	0	4	25	27.1	12
0.00	0	0	2	1.2	0	0	Detroit	2.63	3	2	0	27	27.1	8
1.80	0	0	2	4	5.0	1	Kansas City	1.73	1	1	3	22	26.0	5
7.11	0	0	3	8	6.1	5	Los Angeles	6.35	2	3	3	30	28.1	20
0.00	0	0	1	4	3.2	0	Minnesota	1.98	0	0	1	15	13.2	3
0.00	0	0	1	5	6.0	0	New York	3.26	2	2	2	33	30.1	11
—	0	0	0	0	0.0	0	Oakland	2.89	0	0	0	11	9.1	3
0.00	1	0	3	11	0.0	0	Seattle	3.20	1	0	3	26	25.1	9
1.69	0	0	3	5	5.1	1	Tampa Bay	2.25	0	0	3	11	12.0	3
3.86	0	1	3	10	9.1	4	Texas	2.66	4	2	3	36	40.2	12
2.25	1	0	0	3	4.0	1	Toronto	3.71	2	1	1	28	26.2	11

VS. THE NATIONAL LEAGUE

2012		CAREER												
ERA	W	L	S	G	IP	ER	vs. TEAM	ERA	W	L	S	G	IP	ER
0.00	0	0	0	1	1.1	0	Arizona	4.26	0	1	0	4	6.1	3
—	0	0	0	0	0.0	0	Atlanta	0.00	0	0	0	2	2.0	0
—	0	0	0	0	0.0	0	Chicago	0.00	2	0	0	2	3.0	0
—	0	0	0	0	0.0	0	Cincinnati	INF	0	1	0	1	0.0	1
0.00	0	0	0	2	3.0	0	Colorado	0.00	0	0	0	4	5.2	0
—	0	0	0	0	0.0	0	Houston	0.00	0	0	0	3	4.0	0
0.00	0	0	0	1	1.0	0	Los Angeles	0.00	0	0	0	1	1.0	0
—	0	0	0	0	0.0	0	Miami	1.17	1	0	0	8	7.2	1
—	0	0	0	0	0.0	0	Milwaukee	0.00	0	0	0	2	1.2	0
—	0	0	0	0	0.0	0	New York	0.00	1	0	1	3	4.2	0
—	0	0	0	0	0.0	0	Philadelphia	0.00	0	0	0	1	1.2	0
—	0	0	0	0	0.0	0	Pittsburgh	0.00	0	0	0	1	2.1	0
—	0	0	0	0	0.0	0	St. Louis	—	0	0	0	0	0.0	0
0.00	0	0	0	1	1.0	0	San Diego	0.00	0	0	0	1	1.0	0
6.00	0	0	0	3	3.0	2	San Francisco	7.04	0	0	0	8	7.2	6
—	0	0	0	0	0.0	0	Washington	6.75	0	0	0	2	1.1	1

MONTHLY BREAKDOWN

2012		CAREER												
ERA	W	L	S	G	IP	ER	by MONTH	ERA	W	L	S	G	IP	ER
0.00	0	0	1	2	2.0	0	March	0.00	0	0	1	2	2.0	0
4.09	0	1	5	11	11.0	5	April	3.63	1	2	6	41	39.2	16
3.65	1	0	1	13	12.1	5	May	4.27	5	1	3	59	59.0	28
3.38	0	1	0	12	13.1	5	June	1.94	7	2	1	59	69.2	15
0.00	1	0	0	10	9.1	0	July	2.98	4	4	3	77	84.2	28
1.46	0	0	8	12	12.1	2	August	2.17	5	3	8	73	74.2	18
3.18	1	0	7	12	11.1	4	September	5.77	5	2	9	80	73.1	47
0.00	0	0	2	3	3.0	0	October	2.45	0	0	3	7	7.1	2

PITCHING BREAKDOWN

2012		CAREER												
ERA	W	L	S	G	IP	ER	by CATEGORY	ERA	W	L	S	G	IP	ER
1.06	3	0	11	41	42.1	5	Home	2.80	15	4	19	195	212.1	66
4.45	0	2	13	34	32.1	16	Road	4.00	12	10	15	203	198.0	88
2.76	2	1	4	32	32.2	10	Day	3.58	8	5	4	128	130.2	52
2.36	1	1	20	43	42.0	11	Night	3.28	19	9	30	270	279.2	102
3.14	2	2	7	42	43.0	15	Pre-ASG	3.09	15	6	13	193	207.0	71
1.71	1	0	17	33	31.2	6	Post-ASG	3.67	12	8	21	205	203.1	83
—	0	0	0	0	0.0	0	Starter	13.50	0	0	0	1	2.2	4
2.53	3	2	24	75	74.2	21	Reliever	3.31	27	14	34	397	407.2	150

BALLPARK BREAKDOWN

	ERA	W	L	S	G	IP	ER
Angel Stadium of Anaheim	7.82	0	2	3	16	12.2	11
AT&T Park	9.82	0	0	0	4	3.2	4
Ballpark in Arlington	3.70	1	1	1	20	24.1	10
Camden Yards	3.63	2	1	1	16	17.1	7
Chase Field	0.00	0	0	0	2	3.1	0
Citi Field	0.00	0	0	1	2	3.0	0
Comerica Park	3.38	1	1	0	10	10.2	4
Coors Field	0.00	0	0	0	4	5.2	0
Fenway Park	7.71	1	0	1	15	16.1	14
Great American Ball Park	INF	0	1	0	1	0.0	1
Kauffman Stadium	1.54	1	1	1	11	11.2	2
Metrodome	4.59	2	0	0	25	33.1	17
Miller Park	13.50	0	1	0	3	3.1	5
Minute Maid Park	0.00	0	0	0	2	2.0	0
O.co Coliseum	1.36	6	1	11	78	79.2	12
Old Yankee Stadium	3.00	0	1	0	7	6.0	2
Olympic Stadium	6.75	0	0	0	2	1.1	1
PNC Park	0.00	0	0	0	1	2.1	0
Progressive Field	5.40	0	0	1	9	8.1	5
Rogers Centre	3.27	1	1	0	12	11.0	4
Safeco Field	4.26	0	0	1	14	12.2	6
Sun Life Stadium	0.00	1	0	0	4	2.1	0
Target Field	3.18	0	0	0	8	5.2	2
Tokyo Dome	0.00	0	0	1	2	2.0	0
Tropicana Field	2.98	7	2	10	101	105.2	35
Turner Field	0.00	0	0	0	2	2.0	0
U.S. Cellular Field	3.46	3	0	1	14	13.0	5
Yankee Stadium	5.73	1	1	1	13	11.0	7

FIELDING STATISTICS

Pitcher

Year	Pct.	G	PO	A	E	TC	DP
2001	1.000	2	0	1	0	1	0
2003	1.000	17	0	4	0	4	0
2004	1.000	36	3	4	0	7	0
2007	1.000	25	1	5	0	6	0
2008	1.000	51	0	5	0	5	0
2009	1.000	73	1	3	0	4	1
2010	1.000	57	2	2	0	4	0
2011	1.000	62	2	4	0	6	1
2012	1.000	75	6	7	0	13	0
Totals	1.000	398	15	35	0	50	2

BALFOUR'S CAREER BESTS

Low Hit Complete Game: None

Innings Pitched: 4.0, August 23, 2003 vs. Kansas City

Strikeouts: 5 (twice), last: July 3, 2004 at Arizona

Longest Winning Streak: 5, August 23, 2008 to May 23, 2009

Longest Losing Streak: 3, August 30, 2009 to May 10, 2010

Longest Scoreless Streak: 14.2 (twice), last: June 16 to July 31, 2011

**FIRST BASEMAN****Height/Weight:** 6-0 / 204**Bats/Throws:** Left / Right**Birthdate:** August 16, 1985**Opening Day Age:** 27**Birthplace/Resides:** Springfield, Vermont / Corona, California**Major League Service:** 3 years, 148 days**Obtained:** Acquired from the St. Louis Cardinals with pitchers Kiko Calero and Dan Haren for pitcher Mark Mulder, December 18, 2004**Contract Status:** First year of a one-year contract through 2013.**CAREER HIGHLIGHTS**

Is a .249 career hitter in 484 games and six seasons with Oakland...has played 468 games at first base, which is third most in Oakland history behind Mark McGwire (1251) and Jason Giambi (728)...has two full seasons (2008, 2010) and four partial seasons (2007, 2009, 2011-12) with the A's...led the American League in walks (110) and ranked fifth in on-base percentage (.393) in 2010...batted .347 in 18 games with the A's in his Major League debut in 2007, setting an Oakland record by reaching base safely via hit or walk in each of the first 20 games of his career...was originally a first round draft pick of St. Louis in 2003 and spent two seasons in the Cardinals farm system as a catcher...was named to the Midwest League Postseason All-Star team at Single-A Peoria in 2004...was traded to the Oakland organization following the 2004 season in the Mark Mulder deal and was converted to first base...played for the United States team in the Futures Game July 10, 2005 at Comerica Park.

2012 HIGHLIGHTS

Split his season between Oakland and Sacramento...was batting .198 with a home run and four RBI in 37 games when he was optioned to Sacramento June 2...hit .255 with eight home runs and 35 RBI in 74 games with the River Cats...returned to Oakland in September and went 2-for-7 (.286) in nine games...had a .204 average with the A's overall...the batting average was his lowest in six seasons with the A's...has one home run in 113 games with Oakland over the last two years...hit .250 on the road compared to .151 in Oakland...had a .197 batting average with the bases empty but hit .263 with runners in scoring position...batted .210 (17-for-81) against right-handed pitching compared to .188 (6-for-32) against left-handers...drew 18 of his 22 walks against righties...was 6-for-10 (.600) with three doubles when putting the first pitch in play...batted .110 (8-for-73) with two strikes...started 33 games at first base and did not commit an error in 43 games overall at first...had 336 total chances, which were second most in Athletics history by a first baseman with no errors...the most is 444 by Dick Siebert with 1938 Philadelphia A's...also went 2-for-5 (.400) with a double and strikeout as a pinch hitter...was 1-for-15 with a walk and nine strikeouts in the pinch entering this season...saw his most action with 22 starts batting seventh in the order and hit .185 in that spot.

OAKLAND: Began the season on the disabled list with a strained right shoulder...went 7-for-19 (.368) with a home run and five RBI on a four-game rehab assignment with Sacramento from April 5 to 8...the home run was a grand slam at Las Vegas April 8 when he drove in a season high four runs...was reinstated from the DL the next day...started 31 of the A's 47 games at first base from April 9 to May 30...hit his first home run of the season April 17 at Los Angeles to snap a career-high 76-game homerless streak...it was his first home run since Oct. 1, 2010 against Seattle...the home run also snapped a 72-game homerless streak as a first baseman, which was second longest in Oakland history...the record is 75 by Mike Hegan from July 6, 1971 to Aug. 16, 1973...was batting .167 with three walks (.242 on-base percentage) over his first 11 games through April 20...then went 14-for-58 (.241) with 11 walks (.371 on-base percentage) over his next 19 contests from April 21 to May 18...had a season-high three hits May 5 at Tampa Bay and drove in a season-high two runs the next day against the Rays...had a season-best four-game hitting streak from May 15 to 18 (5-for-11, .455)...then went 2-for-18 (.111) with five walks (.304 on-base percentage) over his final seven games before he was optioned to Sacramento June 2...returned to Oakland Sept. 10 following the conclusion of the River Cats season and went 2-for-7 (.286) in nine games...started two games at first base and was a late inning defensive replacement six times.

SACRAMENTO: Finished second on the River Cats and sixth in the Pacific Coast League with 66 walks...led the PCL with 64 walks from June 4 (the date he reported following his option) through the end of the season...had the fifth best on-base percentage over that span (.408)...had a .411 on-base percentage overall...batted .276 (21-for-76) against left-handed pitching compared to .246 (45-for-183) with all eight of his home runs and 31 of his 35 RBI against right-handers...had a .411 on-base percentage against both lefties and righties...hit .196 with a .321 slugging percentage at home compared to .299 with a .503 slugging percentage on the road...had a .415 batting average and .547 on-base percentage when leading off an inning...batted .316 with the bases empty compared to .190 with runners on, including .187 with runners in scoring position...appeared in 57 games at first base and one at third base (July 24)...hit .272 as a first baseman compared to .189 in 17 games as a designated hitter...hit in every spot in the order except first and ninth...batted .194 in 19 games hitting third and .283 in 16 games hitting second...went 4-for-19 (.211) over his first seven games following his June 2 option but walked 12 times over that span, including his first of two four-walk games June 9 at Colorado Springs...his second four-walk game came July 1 against Colorado Springs...went 0-for-4 with four strikeouts the next day against the Sky Sox...then reached base safely in 33 consecutive games from July 5 to Aug. 16, which tied for the fourth longest streak in the Pacific Coast League...batted .264 with a .383 on-base percentage during the streak...collected a season-high tying three hits July 6 at Fresno...had a season-high 11-game hitting streak from July 24 to Aug. 5...hit .385 (15-for-39) with nine runs scored, three doubles, a triple, two home runs, five RBI and eight walks during the streak...his reaching base streak ended Aug. 17 at New Orleans when he entered the game as a pinch runner and went 0-for-1...was also kept off base two games later...then reached base in each of his final 11 regular season games, going 10-for-34 (.294) with 13 walks (.489 on-base percentage) and 11 runs scored...went 3-for-18 (.167) with a triple, home run, RBI and two walks in five postseason games.

CAREER

2011—Was the A's Opening Day starter at first base but never got on track offensively, batting .212 with no home runs and 21 RBI in 67 games before he was optioned to Sacramento June 22...appeared in 17 games with the River Cats before going on the disabled list...had a career-low .325 on-base percentage and .267 slugging percentage...had 236 at-bats, which were eighth most in Oakland history by a player with no home runs...they were the most since Jason Kendall went homerless in 601 at-bats in 2005...had 234-at bats while playing first base...the last time a Major League first baseman hit no home runs in a season with at least that many at-bats was 1984 when Al Oliver (396 at-bats, SF and PHI) and Pete Rose (237, MON and CIN) both did it...since 1974, the only American League first baseman with more homerless at-bats in a season is Mike Squires of the 1981 Chicago White Sox (288 at-bats)...batted .253 against left-handed pitching compared to .193 against right-handers...hit .245 with runners in scoring position, including .400 with RISP and two outs, which tied for the third best figure in the AL...batted .186 against a pitcher the first two times he saw him in a game, .288 after that...made a team-leading 52 starts hitting second but batted just .199 in those games...that was the second-lowest average by a number two hitter in the AL (Chone Figgins, SEA .193)...hit .275 in all other spots in the order...committed eight errors in 65 games at first base, which was the most among ML first baseman when he was sent down to Sacramento June 22...also went 0-for-2 with a walk and a strikeout in three pinch-hitting appearances...went 0-for-4 in the opener April 1 against Seattle but then reached base safely via hit or walk in each of his next 17 games...hit .263 with a .425 on-base percentage during the streak...committed an error in each of the first three games of the season and made five errors over his first 15 games...matched his career high with four hits April 12 at Chicago (AL)...was batting .292 with a .433 on-base percentage over his first 14 games through April 15...then went 8-for-64 (.125) with 10 walks (.240 on-base percentage) over his next 18 contests from April 16 to May 7...hit .258 over a 24-game stretch from May 8 to June 6, but then went 4-for-31 (.129) over his next 11 games before he was optioned to Sacramento June 22...his .267 slugging percentage was second lowest in the majors at the time he was sent down (Figgins, SEA .254)...had the third-lowest batting average in the AL (.212)...was recalled from Sacramento Sept. 2 and added to the 60-day disabled list following right shoulder surgery...batted .197 with no home runs and four RBI in 17 games with the River Cats...added 14 walks for a .347 on-base percentage...also struck out 16 times...hit .125 with the bases empty, compared to .276 with runners on base...went 0 for his first 16 before doubling in the first inning July 2 against Tucson...hit .267 (12 for 45) over his final 12 games...was placed on the River Cats' disabled list July 17 with a strained shoulder...underwent season-ending surgery on his right shoulder Aug. 12...the surgery was performed by Dr. Lew Yocum.

2010—Batted .273 with 10 home runs, 57 RBI and an American League-leading 110 walks...the walks fueled a .393 on-base percentage, which was fifth best in the AL...also ranked second in the league in pitches per plate appearance (4.39), tied for second in times on base (265), tied for fourth in sacrifice hits (12), seventh in games (159) and tied for ninth in triples (5)...led the A's in games, at bats (556), runs (79), hits (152), doubles (33), walks, on-base percentage and slugging percentage (.405), and tied for the lead in sacrifice hits...the slugging percentage is the lowest by a team-leader in Oakland history...the previous low was established in 2009 by Kurt Suzuki (.421)...the sacrifice hits were the most by an Athletic since A.J. Hinch had 13 in 1998, the most by a first baseman in Oakland history and the most by any Major League first baseman since Rod Carew had 16 for California in 1982...all 12 occurred over his first 99 games...stole seven bases, which led AL first basemen and were third most by a first baseman in Oakland history...they were the most since Don Baylor had 24 of his 52 steals in 1976 as a first baseman...led AL first basemen in games (157), games started (155), total chances (1492) and putouts (1404) but committed 10 errors, which tied for second most...his .993 fielding percentage was second lowest among AL qualifiers...had seven errors over his first 30 games (.976 fielding percentage) but just three over his last 127 contests (.998)...the games played, games started, total chances and putouts set Oakland records for a first baseman...the games were second most in Athletics history (Norm Siebern, 162 in 1962)...struck out 102 times, marking the 14th time in Athletics history a player has reached the century mark in walks and strikeouts in the same season...batted .310 with a .490 slugging percentage against left-handed pitching and .259 with a .372 slugging percentage against right-handers...hit nine of his 10 home runs on the road...also had nine home runs at night...made a team-leading 149 starts hitting second...walked a Major League-leading 22 times during the spring, the most walks by an Athletic since spring stats were first available in 1991...then walked three times in the opener, April 5 at Seattle...that tied the Oakland Opening Day record set by Sal Bando in 1975 and matched by Barton in 2008...had his first career four-RBI game April 8 against the Mariners...had a career long 16-game streak without a RBI from April 10 to 27...fractured the volar plate in the middle finger of his right hand April 25 against Cleveland but did not miss any games...homered in the 11th inning May 11 at Texas and added the game-winning RBI single in the 13th...according to the Elias Sports Bureau, he is the second Athletic to have a RBI hit in two different extra inning at-bats in the same game (also Harry Simpson, June 12, 1956 at Washington)...had a career-high 11-game hitting streak from May 25 to June 4...hit .341 during the streak...had a second 11-game hitting streak from Aug. 17 to 28 (16 for 39, .410)...hit safely in 15 consecutive road games from May 25 to June 16 (20 for 58, .345)...tied an Oakland record with three doubles June 26 against Pittsburgh...was ejected from the game July 6 by home plate umpire Mike Winters after striking out in the fifth inning...it was his first career ejection...was ejected for a second time Sept. 12 by Hunter Wendelstedt after striking out to end the game against Boston...homered in the fifth inning July 10 against Los Angeles to snap a career-high tying 0 for 20 streak (also Sept. 8-16, 2008)...scored a career-high four runs Aug. 28 in Texas...set an Oakland record with five consecutive multi-walk games from Aug. 28 to Sept. 1...batted .311 with three home runs, nine RBI and 27 walks (.466 on-base percentage) in 27 games in August...had his first career two-homer game and drove in a career-high six runs Oct. 1 at Seattle...hit a solo home run in the first inning, his first career grand slam in the second and added a RBI double in the sixth.

2009—Split the season between Triple-A Sacramento and Oakland...hit .261 with nine home runs and 48 RBI in 70 games with the River Cats and .269 with three home runs and 24 RBI in 54 games with the A's...was batting .147 with a home run and three RBI with Oakland when he was placed on the 15-day disabled list July 28 retroactive to July 27 with a strained left hamstring...hit .302 with two home runs and 21 RBI in 37 games following his return...batted .212 with five extra base hits in Oakland compared to .333 with 11 extra base hits on the road...had more walks (26) than strikeouts (25)...hit .359 with 16 of his 24 RBI against American League West teams and .183 against everyone else...batted .324 with nine RBI in the eighth inning or later and .252 with 15 RBI over the first seven innings...had a .271 batting average with two of his three home runs and 16 of his 24 RBI with two strikes...hit .333 when leading off an inning...batted .231 against a pitcher the first time he saw him in a game and .339 after that...appeared in 51 games, including 46 starts, at first base and made just one error for a .998 fielding percentage...opened the season with the River Cats but was recalled by the A's June 8...hit .118 with one RBI in 12 games, four starts, before he was optioned back to Sacramento June 28...recalled for a second time July 20 and hit .176 with a home run and two RBI in five starts before going on the DL with the hamstring injury...made six rehab appearances with the A's affiliate in the Arizona Rookie League and one with Single-A Stockton before he was reinstated from the DL Aug. 21...started 37 of the A's final 42 games at first base...hit .310 with two home runs, 16 RBI and 19 runs scored in 24 games in

September...drove in a run in six consecutive games from Sept. 20 to 26 (nine RBI total)...had his first career four-hit game Sept. 26 at Los Angeles...led Sacramento with nine hit by pitches and added 45 walks for a .386 on-base percentage...batted .400 with runners in scoring position...hit .273 with seven of his nine home runs against right-handed pitching and .239 against left-handers...committed four errors in 67 games at first base for a .994 fielding percentage...went 24 for 77 (.312) with three home runs and 12 RBI over a 20-game stretch from May 18 to June 7 to earn his first promotion to Oakland June 8...was optioned back to Sacramento June 28 and hit .321 with six home runs, 16 RBI and 12 walks (.463 on-base percentage) in 15 games before returning to Oakland for good July 20...had a season best 13-game hitting streak over two stints with the River Cats from June 2 to July 7 (19 for 53, .358).

2008—Struggled in his first full season with the A's as he batted .226 with nine home runs and 47 RBI in 140 games...the average and his .348 slugging percentage were third lowest in the American League...led AL rookies in walks (65) and ranked third in triples (5)...the triples tied for third most by a rookie in Oakland history at the time and the walks tied for fifth most...led the A's in triples, sacrifice hits (6) and intentional walks (5)...his batting average included a .208 mark against right-handed pitching and .273 against lefties...hit .218 in night games, which was the lowest in the AL...compiled a .303 batting average when leading off an inning...hit eight of his nine home runs on the road and six came after the All-Star Break...made a team leading 124 starts at first base and committed 13 errors for a .988 fielding percentage...led AL first basemen in errors and lowest fielding percentage and tied for second in double plays (128)...his fielding percentage was the lowest by a first baseman in Oakland history and the errors tied for second most...was the A's Opening Day starter at first base March 25 against Boston in Tokyo and at the age of 22 years, 222 days, he was the A's youngest Opening Day starter since Eric Chavez started at third base in 2000 at the age of 22 years, 117 days...walked three times in the game to tie the Oakland Opening Day record for walks...went 0 for 4 in the A's Coliseum opener April 1 against Boston...that snapped a career opening streak of 20 consecutive games reaching base via hit or walk, which was the longest such streak to start a career in Oakland history...hit .139 in May, which was the second lowest May batting average in Oakland history (John Donaldson, .134 in 1968)...was batting .224 with three home runs and 25 RBI in 89 games before he was placed on the 15-day disabled list July 19 retroactive to July 14 with a neck strain...was reinstated Aug. 1...went 8 for 68 (.118) over his first 20 games following his return, but then hit .307 with four home runs and 15 RBI over his final 31 games...snapped a career long 0 for 20 streak with a RBI double in the sixth inning Sept. 16 against Los Angeles...made his Major League debut at third base Sept. 20 against Seattle...had surgery on his right hip Oct. 24.

2007—Spent the entire regular season at Triple-A Sacramento and also played for the River Cats in the first round of the Pacific Coast League playoffs before he was selected by Oakland Sept. 10...started all 18 games at first base for the A's following his promotion and batted .347 in his Major League debut...of his 25 hits, 13 were for extra bases and he had a .639 slugging percentage...added 10 walks for a .429 on-base percentage...based on a minimum of 75 plate appearances, he had the third best single season batting average in Oakland history, the sixth best slugging percentage and the ninth best on-base percentage...reached base safely via hit or walk in all 18 of his games and had nine multiple hit games...hit .378 against right-handed pitching and .419 on the road...did not commit an error in 159 total chances at first base...made his ML debut Sept. 10 at Seattle and went 2 for 3 with a double and two walks...walked in his first two plate appearances before doubling off Ryan Feierabend in the sixth inning for his first ML hit...had nine hits in his first five games, which tied the Oakland record for most hits by a player in his first five ML games...hit his first ML home run Sept. 14 against Texas, a two-run shot off Kason Gabbard in the third inning...batted .293 with nine home runs and 70 RBI in 136 games with Sacramento...led the River Cats in games, runs (84), hits (151), doubles (38), RBI and walks (78)...tied for fourth among all Triple-A batters in walks (78)...led the A's farm system in hits...hit .454 with 14 doubles, two home runs and 20 RBI in 27 games in July...appeared in 115 games at first base, 18 at third base and five at designated hitter...had a grand slam May 3 at Las Vegas...had a 24-game hitting streak from June 5 to 29, which was the longest in the PCL in 2007...hit .490 during the streak with 14 doubles, two home runs, 20 RBI and 24 runs scored...that included a streak of 10 straight multiple hit games from June 15 to 25 (27 for 40, .675)...went 11 for 20 (.550) with four home runs and 10 RBI in five games against Salt Lake in the first round of the PCL playoffs before he was promoted to Oakland.

2006—Batted .259 with two home runs and 22 RBI in 43 games with Triple-A Sacramento...his season was cut short after fracturing the radial head of his left elbow in a game against Iowa May 23...batted .338 in 22 road games compared to .171 in 21 home games...hit .326 with runners in scoring position...

hit .361 against left-handed pitching compared to .225 against right-handers...hit safely in 19 of his first 25 games, going 28 for 90 (.311)...went 10 for 57 (.175) over his next 18 games before going on the disabled list...played two games with the A's affiliate in the Arizona Rookie League Aug. 15 and 16 and went 1 for 5 with a double...batted .500 with three RBI in four games for Este in the Dominican Winter League...also hit .182 with a home run and three RBI in three playoff games.

2005—Split his season between Single-A Stockton and Double-A Midland and batted a combined .317 with 13 home runs and 89 RBI in 135 games...added 97 walks for a .426 on-base percentage...tied for fourth in all of Minor League Baseball in walks...tied for the best batting average in the A's farm system and ranked fourth in RBI...appeared in 113 games at first base, 20 at designated hitter and one each at catcher, third base, left field and right field...began the year at Stockton and hit .318 with eight home runs and 52 RBI in 79 games with the Ports...batted .404 with 24 RBI, 23 runs scored and 22 walks in 25 games in June...reached base safely via hit or walk in 40 consecutive games from May 3 to June 13...hit .306 with 37 walks for a .451 on-base percentage during the streak...was promoted to Midland July 4 and hit .316 with five home runs and 37 RBI in 56 games with the RockHounds...played for the United States team in the Futures Game July 10 at Comerica Park and went 0 for 1...had a season best 20-game hitting streak from August 7 to 28 and batted .390 during the streak, which equaled the second longest hitting streak in the Texas League in 2005...then hit .303 with a home run and two RBI in nine postseason games to help Midland win the Texas League Championship...played for the Arizona Fall League Champion Phoenix Desert Dogs and hit .267 with one home run and 10 RBI in 24 games...tied for the AFL league lead in walks (21) and had a .429 on-base percentage.

2004—Was named to the Midwest League Postseason All-Star team at catcher while playing for Single-A Peoria...led the Midwest League in on-base percentage (.445), ranked third in batting (.313) and was fourth in slugging (.511)...his on-base percentage ranked second among all minor leaguers...ranked fourth in the St. Louis farm system in batting and RBI (77)...also ranked fourth in the ML in walks (69) and fewest strikeouts per plate appearance (8.93)...appeared in just 90 games for Peoria but led the team in RBI, walks, on-base percentage and slugging and tied for the team lead in home runs (13)...batted .409 with runners in scoring position...appeared in 52 games at catcher and tossed out 18 of 71 (25.4%) attempted base stealers...was named Midwest League Player of the Week for the week of May 24-30...had his only two homer game of the season June 7 against Battle Creek...went 3 for 12 (.250) with two walks and two stolen bases in three playoff games for Peoria.

2003—Was the first round draft pick of St. Louis and signed June 10...was assigned to Johnson City of the Rookie Appalachian League...ranked third in the league in walks (37) and on-base percentage (.420)...batted .294 with four home runs and 29 RBI in 54 games...led Johnson City in walks and ranked second in on-base percentage...appeared in 37 games at catcher and tossed out 16 of 56 (28.6%) attempted base stealers...also appeared in six games at third base...hit .345 over his final 34 games.

PERSONAL/MISCELLANEOUS

Daric W. Barton...graduated from Marina High School (Huntington Beach, CA) in 2003...hit .372 (29 for 78) with 10 home runs and 27 RBI as a senior.

LIFETIME PLAYING RECORD

Year	Club	AVG.	G	AB	R	H	2B	3B	HR	RBI	SH	SF	HP	BB	SO	SB	CS	SLG	OBP	E
2003	Johnson City	.294	54	170	29	50	10	0	4	29	0	3	2	37	48	0	3	.424	.420	4
2004	Peoria	.313	90	313	63	98	23	0	13	77	0	3	8	69	44	4	4	.511	.445	11
2005	Stockton	.318	79	292	60	93	16	2	8	52	0	4	3	62	49	0	1	.469	.438	9
	Midland	.316	56	212	38	67	20	1	5	37	0	2	0	35	30	1	1	.491	.410	5
2006	Sacramento	.259	43	147	25	38	6	4	2	22	0	1	0	32	26	1	0	.395	.389	7
	Arizona A's	.200	2	5	1	1	1	0	0	2	0	0	0	0	0	0	0	.400	.200	0
2007	Sacramento	.293	136	516	84	151	38	5	9	70	0	4	6	78	69	3	4	.438	.389	17
	OAKLAND	.347	18	72	16	25	9	0	4	8	0	1	1	10	11	1	0	.639	.429	0
2008	OAKLAND	.226	140	446	59	101	17	5	9	47	6	3	3	65	99	2	1	.348	.327	13
	Sacramento	.194	8	31	4	6	0	0	1	3	0	0	0	2	0	0	0	.290	.242	0
2009	Sacramento	.261	70	253	48	66	21	1	9	48	2	4	9	45	43	1	0	.458	.386	4
	OAKLAND	.269	54	160	31	43	12	1	3	24	1	3	2	26	25	0	2	.413	.372	1
	Arizona A's	.278	6	18	3	5	1	0	1	3	0	0	0	6	4	0	0	.500	.458	0
	Stockton	.000	1	4	0	0	0	0	0	0	0	0	0	0	0	0	0	.000	.000	0
2010	OAKLAND	.273	159	556	79	152	33	5	10	57	12	5	3	110	102	7	3	.405	.393	10
2011	OAKLAND	.212	67	236	27	50	13	0	0	21	0	3	2	39	47	2	1	.267	.325	8
	Sacramento	.197	17	61	10	12	2	0	0	4	0	0	0	14	16	0	0	.230	.347	1
2012	OAKLAND	.204	46	113	8	23	7	0	1	6	0	0	1	22	32	1	0	.292	.338	0
	Sacramento	.255	74	259	49	66	14	3	8	35	0	5	6	66	53	7	1	.425	.411	6
ML Totals		.249	484	1583	220	394	91	11	27	163	19	15	12	272	316	13	7	.371	.360	32

CAREER TRANSACTIONS

2003 — Selected by the St. Louis Cardinals organization in the 1st round (28th selection overall) of the First-Year Player Draft. **2004** — Traded to the Oakland Athletics with pitchers Kiko Calero and Dan Haren for pitcher Mark Mulder, December 18. **2008** — On disabled list, July 14 to 31; included rehabilitation assignment to Sacramento, July 24 to 31. **2009** — On disabled list, July 27 to August 20; included rehabilitation assignment to the Arizona A's, August 13 to 19, and Stockton, August 20. **2011** — On disabled list, September 2 to November 1. **2012** — On disabled list, March 24 to April 8; included rehabilitation assignment to Sacramento, April 5 to 8.

10 OR MORE RUNS IN AN INNING IN OAKLAND HISTORY

Runs	Opponent	Inning	Date	Runs	Opponent	Inning	Date
13	California	B-1	July 5, 1996	10	Seattle	B-3	June 23, 1992
10	Milwaukee	B-4	May 9, 1972	10	at Kansas City	T-3	June 18, 2000
10	at New York	T-5	August 29, 1989				

VS. THE AMERICAN LEAGUE

2012					CAREER					
AVG.	AB	H	HR	RBI	vs. TEAM	AVG.	AB	H	HR	RBI
.500	2	1	0	0	Baltimore	.250	72	18	0	2
.000	3	0	0	0	Boston	.261	92	24	3	12
.143	7	1	0	0	Chicago	.272	103	28	0	14
.250	8	2	0	0	Cleveland	.299	107	32	1	8
.133	15	2	0	2	Detroit	.220	91	20	2	11
.200	10	2	0	0	Kansas City	.239	92	22	2	9
.095	21	2	1	1	Los Angeles	.242	231	56	5	24
.000	3	0	0	0	Minnesota	.162	111	18	2	9
.286	7	2	0	0	New York	.226	53	12	1	1
—	0	0	0	0	Oakland	—	0	0	0	0
.286	7	2	0	0	Seattle	.308	182	56	4	25
.500	8	4	2	2	Tampa Bay	.310	58	18	1	10
.500	6	3	0	1	Texas	.253	166	42	5	19
.000	7	0	0	0	Toronto	.192	78	15	1	5

VS. THE NATIONAL LEAGUE

2012					CAREER					
AVG.	AB	H	HR	RBI	vs. TEAM	AVG.	AB	H	HR	RBI
—	0	0	0	0	Arizona	.000	6	0	0	0
—	0	0	0	0	Atlanta	.167	6	1	0	1
—	0	0	0	0	Chicago	.308	13	4	0	1
—	0	0	0	0	Cincinnati	.273	11	3	0	0
—	0	0	0	0	Colorado	.333	3	1	0	0
—	0	0	0	0	Houston	—	0	0	0	0
—	0	0	0	0	Los Angeles	.000	2	0	0	0
—	0	0	0	0	Miami	.500	4	2	0	0
—	0	0	0	0	Milwaukee	—	0	0	0	0
—	0	0	0	0	New York	.000	1	0	0	0
—	0	0	0	0	Philadelphia	.100	10	1	0	0
—	0	0	0	0	Pittsburgh	.364	11	4	0	6
—	0	0	0	0	St. Louis	.100	10	1	0	0
—	0	0	0	0	San Diego	.500	2	1	0	0
.222	9	2	0	0	San Francisco	.221	68	15	0	6
—	0	0	0	0	Washington	—	0	0	0	0

MONTHLY BREAKDOWN

2012					CAREER					
AVG.	AB	H	HR	RBI	by MONTH	AVG.	AB	H	HR	RBI
—	0	0	0	0	March	.000	5	0	0	0
.184	49	9	1	1	April	.248	314	78	3	25
.211	57	12	0	3	May	.211	332	70	3	29
—	0	0	0	0	June	.258	244	63	2	26
—	0	0	0	0	July	.220	123	27	2	11
—	0	0	0	0	August	.256	219	56	7	25
.286	7	2	0	2	September	.287	324	93	8	39
—	0	0	0	0	October	.318	22	7	2	8

BATTING BREAKDOWN

2012					CAREER					
AVG.	AB	H	HR	RBI	by CATEGORY	AVG.	AB	H	HR	RBI
.151	53	8	0	1	Home	.244	786	192	6	76
.250	60	15	1	5	Road	.253	797	202	21	87
.175	40	7	0	3	Day	.242	520	126	5	52
.219	73	16	1	3	Night	.252	1063	268	22	111
.198	106	21	1	4	Pre-ASG	.232	956	222	9	83
.286	7	2	0	2	Post-ASG	.274	627	172	18	80
.188	32	6	0	4	vs. LHP	.281	441	124	9	53
.210	81	17	1	2	vs. RHP	.236	1142	270	18	110
.263	19	5	0	5	RISP	.241	369	89	7	126
.000	2	0	0	1	Bases Loaded	.182	33	6	1	33
.400	5	2	0	0	Pinch Hitter	.150	20	3	0	2
—	0	0	0	0	Designated Hitter	—	0	0	0	0

BALLPARK BREAKDOWN

	AVG.	AB	H	HR	RBI
AT&T Park	.233	43	10	0	4
Angel Stadium	.248	129	32	3	16
Ballpark in Arlington	.280	75	21	4	9
Busch Stadium	.100	10	1	0	0
Camden Yards	.282	39	11	0	1
Chase Field	.000	6	0	0	0
Citi Field	.000	1	0	0	0
Comerica Park	.179	39	7	1	6
Dodger Stadium	.000	2	0	0	0
Fenway Park	.319	47	15	3	9
Kauffman Stadium	.297	37	11	2	5
Metrodome	.111	18	2	1	3
O.co Coliseum	.246	781	192	6	76
PETCO Park	.500	2	1	0	0
Progressive Field	.278	54	15	1	6
Rogers Centre	.180	50	9	1	4
Safeco Field	.292	106	31	3	13
Target Field	.167	36	6	0	1
Tokyo Dome	.000	5	0	0	0
Tropicana Field	.294	17	5	1	3
Turner Field	.167	6	1	0	1
U.S. Cellular Field	.264	53	14	0	4
Wrigley Field	.308	13	4	0	1
Yankee Stadium	.429	14	6	1	1

FIELDING STATISTICS

First Base

YEAR	PCT.	G	PO	A	E	TC	DP
2007	1.000	18	153	7	0	160	19
2008	.988	134	1021	73	13	1107	128
2009	.998	51	418	25	1	444	39
2010	.993	157	1404	78	10	1492	121
2011	.988	65	596	39	8	643	72
2012	1.000	43	319	17	0	336	30
Totals	.992	468	3911	239	32	4182	409

Third Base

YEAR	PCT.	G	PO	A	E	TC	DP
2008	1.000	1	1	1	0	2	1
Totals	1.000	1	1	1	0	2	1

BARTON'S CAREER BESTS

Hits: 4 (twice), last: April 12, 2011 at Chicago (AL)

Home Runs: 2, October 1, 2010 at Seattle

Runs Batted In: 6, October 1, 2010 at Seattle

Stolen Bases: 1 (13 times), last: May 21, 2012 vs. Los Angeles (AL)

Hitting Streak: 11 (twice), last: August 17 to 28, 2010

Hitless Streak (At Bats): 20 (twice), last: July 4 to 10, 2010

Grand Slams: 1, October 1, 2010 at Seattle (Luke French).

Pinch-Hit Home Runs: None.

Inside-The-Park Home Runs: None.

Game Ending Home Runs: None.

Lead Off Home Runs: None

**RIGHT-HANDED PITCHER****Height/Weight:** 6-0 / 210**Bats/Throws:** Right / Right**Birthdate:** November 18, 1985**Opening Day Age:** 27**Birthplace/Resides:** San Diego, California / San Diego, California**Major League Service:** 18 days**Obtained:** Acquired from the Colorado Rockies with a player to be named later for Mark Ellis and cash considerations, June 30, 2011**Contract Status:** First year of a one-year contract through 2013**NON-ROSTER INVITEE****CAREER HIGHLIGHTS**

Pitched briefly with Colorado and Oakland in 2011, logging a 10.29 ERA in four appearances...has spent the rest of his six-year professional career in the minors, compiling a 46-37 record and a 3.86 ERA (285 er in 664.2 ip) in 168 games, including 103 starts...began his career as a starter, pitched in relief the second half of 2010 and all of 2011, and returned to the rotation in 2012...was a Texas League mid-season All-Star in 2010 with Double-A Tulsa...tossed a no-hitter for Single-A Asheville July 23, 2008 against Lakewood...led the Northwest League in strikeouts (89) and games started (15) in his professional debut in 2007.

2012 HIGHLIGHTS

Spent nearly the entire season with Triple-A Sacramento where he went 7-6 with a 3.98 ERA in 25 games, all starts...ranked fourth in the Pacific Coast League in opponents batting average (.250) and seventh in ERA...began the year at Double-A Midland, tallying a 3.18 ERA and two wins in two relief appearances...was 9-6 with a 3.95 ERA in 27 games overall...tied for fifth in the A's farm system in wins, ranked seventh in innings pitched (139.0) and strikeouts (120) and 10th in ERA...allowed a .248 opponents batting average, including .247 (68-for-275) against right-handed hitters compared to .248 (62-for-250) against left-handers...held the opposition to a .198 average when leading off an inning...yielded a .219 average with the bases empty compared to .294 with runners on, including .287 with runners in scoring position...opponents were 4-for-7 (.671) with three doubles with the bases loaded...posted an ERA above 4.00 in each month of the season except May when he compiled a 1.83 ERA in five starts...allowed 25 of his 65 runs in the second inning for a 9.64 ERA...had a 2.80 ERA in all other innings...the River Cats were 15-10 (.600) in his starting assignments...tossed six or more innings in 14 of his 25 starts, walked two runs or fewer 16 times and allowed two batters or fewer 22 times...pitched for Estrellas in the Dominican Winter League following the season, going 2-2 with a 4.29 ERA in six starts.

MINORS: Picked up the win in each of his two outings with Midland, tossing 3.0 scoreless innings of relief at Arkansas April 6 and 2.2 innings (2 h, 2 r) April 12 against Arkansas...was promoted to Sacramento April 17...tied for the River Cats team lead in games started (25) and ranked second in innings pitched (133.1) and strikeouts (117)...went 1-1 with a 4.61 ERA in three starts with Sacramento in May...then had a 3-0 record, a 1.83 ERA and .176 opponents batting average in five starts in May...led the PCL in opponents batting average in May and had the second lowest ERA to teammate Graham Godfrey (1.17)...the three-game winning streak was his longest of the season...did not allow a run in back-to-back starts May 3 against Colorado Springs (7.0 ip, 5 h, 1 bb, 6 so) and May 9 against Omaha (7.2 ip, 2 h, 3 bb, 4 so) for a season-high 14.2-inning scoreless streak...tossed a season high 8.0 scoreless innings May 26 at Reno, combining with Erick Threats on a four-hit, 10-0 shutout...allowed three of the four hits and did not walk a batter, one of four starts with no walks...struck out a season-high eight...then had his shortest outing of the season in his next start June 1 against Fresno...did not retire either of the two batters he faced and both scored...ended up with a no decision and began June with four straight no decisions...walked a season-high four batters in 4.0 innings June 11 at Fresno...lost back-to-back starts June 27 against Salt Lake, when he surrendered a season-high six runs on a season-high nine hits, and July 2 against Colorado Springs, when he allowed five runs in 5.0 innings...matched his season-high by allowing six runs in just 1.1 innings in a 17-7 loss at Salt Lake July 24...struck out a season-high tying eight batters in 6.0 innings in a 10-2 win over Memphis Aug. 3...tossed 7.0 shutout

innings and allowed just two hits Aug. 8 against Nashville, but had a no decision in the River Cats 1-0 win in 10 innings...then went 0-2 with a 6.86 ERA over his final four regular season starts...allowed a season-high tying six runs Aug. 18 against Las Vegas...also surrendered a season-high three home runs in that game...made one postseason start and was the losing pitcher in Game 1 of the PCL Semi-Finals Sept. 5 against Reno...struck out 10 batters in 6.0 innings (5 h, 2 r, 0 er, 1 bb).

CAREER

2011—Had brief stints with both Oakland and Colorado, but split most of his season between the club's Triple-A affiliates at Colorado Springs and Sacramento...was recalled by the Rockies May 25 and made one relief appearance May 27 against St. Louis (2.0 ip, 5 h, 1 r, 1 er)...was optioned back to Colorado Springs May 28...was traded to the A's with a player to be named later (Eliezer Mesa, Sept. 30) for Mark Ellis and cash, June 30...was assigned to Sacramento following the trade but was recalled by Oakland Aug. 13...posted a 12.60 ERA in three outings with the A's for a 10.29 ERA in four big league appearances overall...struck out seven batters in 7.0 innings but walked six...yielded a .406 batting average and .500 on-base percentage...was optioned to Sacramento Aug. 26 and outrighted off the 40-man roster Aug. 30...combined for a 7-2 record, one save and a 4.46 ERA in 44 appearances, including two starts, with Colorado Springs and Sacramento...allowed a .268 opponents batting average, including .225 with four of his five home runs against right-handed hitters compared to .321 against left-handers...yielded a .214 average with runners in scoring position, including .147 with RISP and two outs...tossed one or more innings in 41 of his 44 outings, including two or more 22 times...had four relief outings of 3.0 innings...went 6-2 with a 4.47 ERA in 29 relief appearances with the SkySox...posted a 6.12 ERA in 16 outings at home compared to 2.84 in 13 games on the road...compiled a 3.29 ERA over his first 15 contests, 5.87 over his final 14 appearances...had a 5.06 ERA in 18 games when he was promoted to Colorado May 25...recorded his lone save in his first outing following his option May 29 against Fresno, tossing 3.0 scoreless innings...had four wins over an eight-game stretch from June 1 to 21...including June 21 at Tacoma when he struck out a season-high five batters in 2.0 innings...was 1-0 with a 4.44 ERA in 15 games with Sacramento...made two starts, including July 29 at Tacoma when he tossed a season-high 4.0 innings...had a 5.14 ERA in 12 games when the A's called Aug. 13...logged a 1.69 ERA in three regular season outings following his return...then compiled a 4.15 ERA in four postseason appearances for the River Cats (4.1 ip, 4 h, 3 r, 2 er, 2 bb, 4 so).

2010—Spent the entire season at Double-A Tulsa where he began the season in the starting rotation for 14 starts before being moved to the bullpen for his final 20 appearances...as a starter went 6-4 with a 3.18 ERA while as a reliever posted a record of 5-1 with a 3.56 ERA and one save...held opponents to a .192 batting average as a reliever...set career highs in wins (11) and games (34)...prior to the 2010 season, had made just one appearance out of the bullpen, his final outing in 2009 with Single-A Modesto...was named a Texas League Mid-Season All-Star after posting a record of 6-4 with a 3.18 ERA in his 14 starts in the first half of the season...was also awarded TL Pitcher of the Week for the week of June 14...of his 20 appearances out of the bullpen, only one was less than 1.0 inning...nine of his 20 relief appearances were at least 2.0 innings...finished tied for third in the Texas League in wins...his 11 wins were also the third-most in the Rockies organization...played for Scottsdale in the Arizona Fall League where he went 2-1 with a 3.27 ERA in eight relief appearances...was named an AFL Rising Star at the end of the AFL season.

2009—Spent the entire season with Single-A Modesto as a member of the club's starting rotation...went 6-10 with a 4.17 ERA and 122 strikeouts in 21 games, 20 starts...missed all of July due to an injury...went 1-3 with a 3.23 ERA in seven games, six starts after returning from the injury...owned an 11.05 strikeout per nine inning ratio for the season...struck out a career-best 13 batters in 6.2 innings May 29 at Inland Empire.

2008—Pitched the entire season for Single-A Asheville and led the club with 27 starts while finishing second in innings pitched (161.1) and strikeouts (144)...his innings pitched ranked second-most in the South Atlantic League...was one of four Asheville starters to toss two complete games...144 strikeouts were the third most in the SAL...held opponents to a .258 average with lefties hitting .253 and righties .261...posted a combined 2.95 ERA in 10 starts during June and July with two complete games...was nominated for a Minor League Baseball Yearly Award (MLBY) for tossing a complete game no-hitter July 23 vs. Lakewood...allowed just one walk and struck out eight in the game.

2007—Spent his first professional season with the Short Season Tri-City Dust Devils...led the Northwest League with 89 strikeouts and 15 games started, while also ranking second in ERA (2.97) and third in innings pitched (78.2)...registered a season-best 11 strikeouts in just 6.0 innings of work July 23 at Eugene...5 of his 15 outings were quality starts.

PERSONAL/MISCELLANEOUS

Bruce Billings...was a three-year letter winner at Morse (San Diego, CA) High School...attended San Diego State University as a Public Administration major.

LIFETIME PITCHING RECORD

Year	Club	W	L	ERA	G	GS	CG	SHO	SV	IP	H	R	ER	HR	HB	BB	IBB	SO	WP	BK
2007	Tri-City	4	2	2.97	15	15	0	0	0	78.2	59	30	26	8	7	16	0	89	2	0
2008	Asheville	9	11	4.13	27	27	2	1	0	161.1	163	85	74	11	5	42	0	144	3	0
2009	Modesto	6	10	4.17	21	20	0	0	0	99.1	91	60	46	10	6	38	0	122	3	0
2010	Tulsa	11	6	3.28	34	14	0	0	1	109.2	86	40	40	6	6	44	0	101	3	0
2011	Colorado Springs	6	2	4.47	29	0	0	0	1	50.1	58	29	25	4	2	21	0	47	2	0
	COLORADO	0	0	4.50	1	0	0	0	0	2.0	5	1	1	0	0	0	0	0	1	0
	Sacramento	1	0	4.44	15	2	0	0	0	26.1	22	15	13	1	1	13	0	25	1	0
	OAKLAND	0	0	12.60	3	0	0	0	0	5.0	8	9	7	1	0	6	0	7	0	0
2012	Midland	2	0	3.18	2	0	0	0	0	5.2	4	2	2	0	0	4	0	3	0	0
	Sacramento	7	6	3.98	25	25	0	0	0	133.1	126	63	59	15	2	39	0	117	2	0
AL Totals		0	0	12.60	3	0	0	0	0	5.0	8	9	7	1	0	6	0	7	0	0
NL Totals		0	0	4.50	1	0	0	0	0	2.0	5	1	1	0	0	0	0	0	1	0
ML Totals		0	0	10.29	4	0	0	0	0	7.0	13	10	8	1	0	6	0	7	1	0
Minor League Totals		46	37	3.86	168	103	2	1	2	664.2	609	324	285	55	29	217	0	648	16	0

CAREER TRANSACTIONS

2006 — Selected by the Philadelphia Phillies in the 31st round of the First-Year Player Draft; did not sign. **2007** — Selected by the Colorado Rockies in the 30th round of the First-Year Player Draft. **2011** — Traded to the Oakland Athletics with a player to be named later (Eliezer Mesa, September 30) for Mark Ellis and cash considerations, June 30.

VS. THE AMERICAN LEAGUE

2012	CAREER													
ERA	W	L	S	G	IP	ER	vs. TEAM	ERA	W	L	S	G	IP	ER
—	0	0	0	0	0.0	0	New York	47.25	0	0	0	1	1.1	7
—	0	0	0	0	0.0	0	Texas	0.00	0	0	0	1	2.0	0
—	0	0	0	0	0.0	0	Toronto	0.00	0	0	0	1	1.2	0

BALLPARK BREAKDOWN

	ERA	W	L	S	G	IP	ER
Coors Field	4.50	0	0	0	1	2.0	1
O.co Coliseum	0.00	0	0	0	2	3.2	0
Yankee Stadium	47.25	0	0	0	1	1.1	7

VS. THE NATIONAL LEAGUE

2012	CAREER													
ERA	W	L	S	G	IP	ER	vs. TEAM	ERA	W	L	S	G	IP	ER
—	0	0	0	0	0.0	0	St. Louis	4.50	0	0	0	1	2.0	1

FIELDING STATISTICS

Pitcher	Year	Pct.	G	PO	A	E	TC	DP
	2011	1.000	4	1	1	0	2	1
Totals		1.000	4	1	1	0	2	1

MONTHLY BREAKDOWN

2012	CAREER													
ERA	W	L	S	G	IP	ER	by MONTH	ERA	W	L	S	G	IP	ER
—	0	0	0	0	0.0	0	May	4.50	0	0	0	1	2.0	1
—	0	0	0	0	0.0	0	August	12.60	0	0	0	3	5.0	7

PITCHING BREAKDOWN

2012	CAREER													
ERA	W	L	S	G	IP	ER	by CATEGORY	ERA	W	L	S	G	IP	ER
—	0	0	0	0	0.0	0	Home	1.59	0	0	0	3	5.2	1
—	0	0	0	0	0.0	0	Road	47.25	0	0	0	1	1.1	7
—	0	0	0	0	0.0	0	Day	18.90	0	0	0	2	3.1	7
—	0	0	0	0	0.0	0	Night	2.45	0	0	0	2	3.2	1
—	0	0	0	0	0.0	0	Pre-ASG	4.50	0	0	0	1	2.0	1
—	0	0	0	0	0.0	0	Post-ASG	12.60	0	0	0	3	5.0	7
—	0	0	0	0	0.0	0	Starter	—	0	0	0	0	0.0	0
—	0	0	0	0	0.0	0	Reliever	10.29	0	0	0	4	7.0	8

BILLINGS' CAREER BESTS

Low Hit Complete Game: None
Innings Pitched: 2.0 (twice), last: August 14, 2011 vs. Texas
Strikeouts: 3, August 18, 2011 vs. Toronto
Longest Winning Streak: None
Longest Losing Streak: None
Longest Scoreless Streak: 2.2, August 14 to 18, 2011



LEFT-HANDED PITCHER

Height/Weight: 6-3 / 205 **Bats/Throws:** Left / Left
Birthdate: November 4, 1982 **Opening Day Age:** 30
Birthplace/Resides: Melbourne, Australia / Melbourne, Australia
Major League Service: 2 years, 26 days
Obtained: Claimed off waivers from San Francisco, May 15, 2012
Contract Status: First year of a one-year contract through 2013.

2013 ATHLETICS

CAREER HIGHLIGHTS

Pitched in 28 games for the A's and Giants in 2012, his first Major League action since 2007 with San Francisco...in between, he pitched in the farm systems of Philadelphia (2008), Arizona (2009), the Mets (2010) and Oakland (2010)...spent 2011 in South Korea and also saw winter league action in Mexico and Australia...was originally signed by Seattle as a non-drafted free agent following the 2000 season...pitched for the World team in the MLB Futures Game at U.S. Cellular Field in 2003, the same year he was named Texas League Pitcher of the Year after leading the league with 17 wins...made his Major League debut with Seattle in 2004...missed the entire 2005 season following shoulder surgery...traded to San Francisco April 1, 2007...represented Australia in the World Baseball Classic in 2009 and pitched in the Australian Baseball League in 2010 and 2011.

2012 HIGHLIGHTS

Was claimed off waivers from San Francisco May 15 and went 6-4 with a 3.86 ERA in 24 games, 15 starts, with Oakland...posted a 9.00 ERA in four relief appearances with the Giants for a 4.10 ERA overall...was 5-4 with a 4.54 ERA and .252 opponents batting average in his 15 starting assignments compared to 1-0 with a 2.86 ERA and .219 opponents average in 13 relief appearances...each of his eight career appearances entering this season were starts and he is now 6-7 with a 6.00 ERA (76 er in 114.0 ip) and .272 (120-for-441) opponents average in 23 career starts...ranked second in the American League with seven pickoffs...was also charged with three balks, which was second most in the AL...opponents were successful in just 2 of 6 (33.3%) stolen base attempts...allowed a .243 opponents batting average, which included a .241 (28-for-116) mark against left-handed hitters compared to .244 (70-for-287) against right-handers...surrendered eight of his 10 home runs and issued 28 of his 32 walks to righties...yielded seven of his 10 home runs over his first 30 pitches in a game...opponents batted .286 with runners in scoring position...was 3-1 with a 2.82 ERA and .210 opponents batting average in 12 games, five starts, in Oakland...compiled a 3-3 record, a 5.24 ERA and .272 average in 16 games, 10 starts, in all other ballparks...allowed two home runs in 51.0 innings in Oakland compared to eight in 56.2 innings in all other ballparks...was 2-2 with a 3.20 ERA in 15 games before the All-Star Break, 4-2 with a 5.08 ERA in 13 games after the break...posted a 4.71 ERA over the first five innings of a game compared to 2.83 from the sixth inning on...was 6-1 with a 3.52 ERA in 18 games at night compared to 0-3 with a 5.25 ERA in 10 outings during the day...stranded all six of his inherited runners with the A's and allowed just 1 of 7 (14.3%) to score overall...first batters faced were 2-for-12 (.167) with a sacrifice hit in his 13 relief appearances...tossed at least one inning in 12 of his relief appearances, including two or more seven times and three or more five times...the A's were 8-7 (.533) in his starting assignments and his teams are 11-12 (.478) in his 23 career starts...tossed six or more innings in six of his 15 starts, allowed two runs or fewer eight times and walked two batters or fewer 12 times.

OAKLAND: Pitched in relief in his first three outings with the A's, allowing no earned runs in 6.0 innings...then made his first Major League start since Sept. 29, 2007 on May 28 at Minnesota, a no decision in a 5-4 A's loss...allowed just one run in 5.0 innings, but Norberto allowed two runs in the sixth inning for the blown save...made seven consecutive starts from May 28 to July 1, his longest stay in the starting rotation...was 2-2 with a 3.19 ERA and .238 opponents batting average over that span...had an eight-game, 47.2-inning, 186-batter homerless streak from May 28 to July 24...lost back-to-back starts June 5 against Texas and June 10 at Arizona...allowed a career-high tying seven hits against the Rangers...then allowed two runs in six innings against San Diego June 15 to pick up his first Major League win since defeating Seattle in his ML debut July 1, 2004...the span of seven years, 350 days between

wins is the longest since Vicente Romo went 8 years and 3 days between victories from July 16, 1974 to July 19, 1982...it is the fourth longest streak by a pitcher in the expansion era (since 1961) behind Jim Bouton (8 years, 65 days), Romo and Joe Grzenda (7 years, 362 days)...the win snapped a career-high five-game losing streak dating back to July 7, 2004...tossed a career-high 8.0 innings June 21 against Los Angeles (NL) but had a no decision in the A's 4-1 win...matched his career-high with seven hits July 1 against Texas but allowed just one run in 7.0 innings for his second win...had two pickoffs in the game...did not allow a run over his final 4.0 innings and had a career-high 11.0-inning scoreless streak from July 1 to 18...with the All-Star Break approaching, he pitched in relief July 7 against Seattle, tossing 3.0 scoreless innings...returned to the rotation July 18 and made three consecutive starts through July 29 (1-1, 4.67 ERA)...struck out a career-high eight batters in 7.0 innings July 24 at Toronto...allowed just one run and picked up the win to extend his winning streak to a career-high three games...bounced between the bullpen and the starting rotation the final two months of the season, going 3-1 with a 5.29 ERA and .252 opponents batting average in five relief appearances and five starts...pitched just seven times over a 54-day stretch from July 30 to Sept. 21, including Aug. 20 against Minnesota when he tossed 5.2 innings of relief...that was the longest outing by an A's reliever since Lenny DiNardo tossed 6.0 innings Aug. 2, 2008 against Boston...finished the season in the starting rotation after the injury to Anderson...allowed nine runs (eight earned) in 3.0 innings over his first two starts Sept. 22 at New York and Sept. 27 at Texas...then allowed just one run in 6.0 innings to defeat the Rangers in Oakland Oct. 2...was on the A's ALDS roster against Detroit but did not appear in a game.

SAN FRANCISCO: Began the season at Triple-A Fresno in the San Francisco organization and was 3-0 with a save, a 0.39 ERA and .163 opponents batting average in four games, three starts, before he was selected by San Francisco May 1...walked just three batters in 23.1 innings with the Grizzlies...opponents were 1 for 27 (.037) with runners on base, including 0 for 11 with runners in scoring position...posted a 9.00 ERA and .333 opponents batting average in four relief appearances with San Francisco...his first outing May 2 against Miami (2.0 ip, 1 h, 1 bb) was his first ML appearance since a start Sept. 29, 2007 at Los Angeles (NL)...was designated for assignment May 13.

CAREER

2011—Pitched for the KIA Tigers of the Korean Baseball Organization...appeared in 25 games with the Tigers, including 22 starts, and posted a 7-5 record with a 3.48 ERA...also pitched for Melbourne in the Australian Baseball League and was 1-0 with a save and a 3.55 ERA in eight relief appearances...allowed a .214 opponents batting average and struck out 18 in 12.2 innings

2010—Began the season in the New York Mets organization and was 0-0 with an 8.53 ERA in four relief appearances at Triple-A Buffalo before he was released May 1...had a loss and a 15.88 ERA in one start and one relief appearance for Chihuahua of the Mexican League before signing a minor league contract with the A's organization May 14...combined to post a 2-1 record and a 2.43 ERA in 17 games, including six starts, with Single-A Stockton and Triple-A Sacramento...allowed a .226 opponents batting average with the A's and Mets, including .206 against right-handed hitters and .253 against left-handers...yielded a .167 average with runners in scoring position...was on the disabled list from June 19 to Aug. 5 with a strained left elbow...was sent to Stockton for two starts before returning to Sacramento Aug. 18...returned to Mexico to pitch for Hermosillo during the winter and was 5-1 with a 2.09 ERA in nine starts...also made two starts for Melbourne in the Australian Baseball League and was 0-1 with a 0.82 ERA.

2009—Pitched for the Reno Aces in their inaugural season...recorded 101 strikeouts in 111.1 innings...went 4-7 with a 4.85 ERA over 38 games, 12 starts...was also 3-for-3 in save opportunities...allowed a .296 batting average, including .264 against left-handers and .309 against righties...went 0-6 with a 7.28 ERA in his 12 starting assignments and was 4-1 with a 2.82 ERA in 26 relief appearances...logged a 1.96 ERA in eight relief appearances in June...allowed three runs in 3.0 innings July 11 against Las Vegas to record his first professional save...also pitched for Australia in the World Baseball Classic in March and had a no decision in a start against Cuba March 10 (5.2 ip, 5 h, 1 r, 1 er, 2 bb, 4 so)...went 5-1 with a 3.62 ERA in eight starts for Hermosillo in the Mexican Winter League.

2008—Made his first 21 appearances of the season as a starter for Triple-A Lehigh Valley, going 5-9 with a 5.47 ERA...was 0-1 with a 5.02 ERA in seven relief appearances...struck out a season-high nine batters April 7 at Pawtucket, suffering the loss by allowing four runs on four hits with a walk over 5.0

innings...earned his first win of the season June 3 at Indianapolis, allowing one run on six hits over 6.0 innings with a walk and five strikeouts...tossed a season-high 8.0 innings June 19 at Charlotte to earn the victory, allowing two runs off five hits with four walks and six strikeouts...went 2-3 with a 4.24 ERA in 12 games, 10 starts, for Aguilas in the Mexican Winter League...struck out 55 and walked 19.

2007—Had a 3.62 ERA in 24 of his 28 starts for Triple-A Fresno...had a 14.36 ERA in the other four... was 10-8 with a 4.66 ERA in 28 starts overall...pitched at least 6.0 innings in 19 of his 28 starts...was recalled by San Francisco Sept. 21 and made two starts for the Giants...had no decisions and a 7.27 ERA...collected his first big league hit Sept. 29 at Los Angeles (NL) off Chad Billingsley.

2006—Pitched at least 6.0 innings in 13 of his 25 starts and allowed two earned runs or fewer in 14 of the 25 for Double-A San Antonio...promoted to Triple-A Tacoma Aug. 22 and made two starts... finished the year by allowing one hit over 6.0 shutout innings Aug. 31 vs. Salt Lake.

2005—Had surgery Feb. 8 to repair two small tears in the labrum of his left shoulder (Dr. Lewis Yocum)...spent the entire season on the disabled list.

2004—Led Triple-A Tacoma in wins (8) and strikeouts (80)...named Pacific Coast League Pitcher of the Week for the week of May 17-23...selected by Seattle July 1 and won his Major League debut that night against Texas...allowed four runs on six hits in 5.2 innings...optioned to Tacoma Aug. 1...ended the season on the DL (left shoulder tendinitis).

2003—Named the Texas League Pitcher of the Year after leading the league in wins (17)...also ranked second in ERA (2.61) and fourth in strikeouts (144) and innings (162.1)...his wins were the most by a Texas League pitcher since 1978, when Jeff Reardon of the Jackson Mets also won 17...had a season-high 11 strikeouts June 2 vs. Arkansas...participated in the Texas League All-Star Game and was named to the Postseason All-Star Team...pitched for the World squad in the 2003 MLB Futures Game July 15 at U.S. Cellular Field...named Seattle's Minor League Pitcher of the Year and received the 2003 John Ellis Award for his community involvement.

2002—Finished second among Seattle minor leaguers in strikeouts for Single-A San Bernardino (152)... had a career-high 14 strikeouts July 19 at San Jose in 8.0 innings pitched.

2001—Began his professional career with Rookie League Everett and held opponents to a .211 batting average...had a season-high 13 strikeouts July 23 at Tri-Cities in 7.0 innings pitched.

PERSONAL/MISCELLANEOUS

Travis Jarrod Blackley...graduated from Cheltenham High School (Cheltenham, Australia).

LIFETIME PITCHING RECORD

Year	Club	W	L	ERA	G	GS	CG	SHO	SV	IP	H	R	ER	HR	HB	BB	IBB	SO	WP	BK
2001	Everett	6	1	3.32	14	14	0	0	0	78.2	60	34	29	7	1	29	0	90	3	0
2002	San Bernardino	5	9	3.49	21	20	1	0	0	121.1	102	52	47	11	7	44	0	152	11	2
2003	San Antonio	17	3	2.61	27	27	0	0	0	162.1	125	55	47	11	6	62	0	144	9	2
2004	Tacoma	8	6	3.83	19	18	2	2	0	110.1	100	49	47	14	3	47	0	80	9	3
	SEATTLE	1	3	10.04	6	6	0	0	0	26.0	35	31	29	9	1	22	0	16	3	1
2005		(Injured — Did Not Pitch)																		
2006	San Antonio	8	11	4.06	25	25	0	0	0	144.0	139	77	65	18	15	45	2	100	11	1
	Tacoma	1	1	4.09	2	2	0	0	0	11.0	10	5	5	2	0	5	0	5	0	0
2007	Fresno	10	8	4.66	28	28	0	0	0	162.1	156	87	84	21	7	68	0	121	14	1
	SAN FRANCISCO	0	0	7.27	2	2	0	0	0	8.2	10	7	7	2	0	5	0	5	0	1
2008	Lehigh Valley	5	10	5.41	28	21	0	0	0	123.0	132	75	74	15	6	59	1	87	11	0
2009	Reno	4	7	4.85	38	12	0	0	3	111.1	133	65	60	11	7	38	1	101	7	1
2010	Buffalo	0	0	8.53	4	0	0	0	0	6.1	6	6	6	2	0	7	0	4	2	0
	Chihuahua (Mex)	0	1	15.88	2	1	0	0	0	5.2	10	10	10	0	0	5	0	4	4	0
	Sacramento	2	1	2.52	15	4	0	0	0	35.2	31	10	10	2	2	22	1	35	1	1
	Stockton	0	0	1.80	2	2	0	0	0	5.0	3	1	1	0	0	0	0	2	2	0
2011	Kia (Korea)	7	5	3.48	25	22	1	1	0	126.2	120	59	49	13	3	62	0	115	12	3
2012	Fresno	3	0	0.39	4	3	0	0	1	23.1	13	1	1	1	0	3	0	19	1	0
	SAN FRANCISCO	0	0	9.00	4	0	0	0	0	5.0	7	6	5	0	0	2	0	2	1	0
	OAKLAND	6	4	3.86	24	15	0	0	0	102.2	91	47	44	10	3	30	1	69	6	3
AL Totals		7	7	5.11	30	21	0	0	0	128.2	126	78	73	19	4	52	1	85	9	4
NL Totals		0	0	7.90	6	2	0	0	0	13.2	17	13	12	2	0	7	0	7	1	1
ML Totals		7	7	5.37	36	23	0	0	0	142.1	143	91	85	21	4	59	1	92	10	5

CAREER TRANSACTIONS

2000 — Signed by the Seattle Mariners organization as a non-drafted free agent, October 29. **2005** — On the disabled list, March 3 to October 30. **2007** — Traded to the San Francisco Giants for outfielder Jason Ellison, April 1. Selected by the Philadelphia Phillies in the Rule 5 draft, December 6. **2008** — Elected free agency, October 14; signed by the Arizona Diamondbacks, December 19. **2009** — Elected free agency, October 5. **2010** — Signed by the New York Mets to a minor league contract, March 6. Released, May 1; signed by the Oakland Athletics to a minor league contract, May 14. Released, December 20. **2012** — Signed by the San Francisco Giants to a minor league contract, February 19. Claimed off waivers by the Oakland Athletics, May 15.

DIVISION SERIES RECORD

Year	Club/Opp.	W	L	ERA	G	GS	CG	SHO	SV	IP	H	R	ER	HR	HB	BB	IBB	SO	WP	BK
2012	OAK vs. DET																			

(Did not pitch)

WORLD BASEBALL CLASSIC RECORD

Year	Club	W	L	ERA	G	GS	CG	SHO	SV	IP	H	R	ER	HR	HB	BB	IBB	SO	WP	BK
2009	Australia	0	0	1.59	1	1	0	0	0	5.2	5	1	1	0	0	2	0	4	0	1

VS. THE AMERICAN LEAGUE

2012		CAREER												
ERA	W	L	S	G	IP	ER	vs. TEAM	ERA	W	L	S	G	IP	ER
7.94	0	1	0	2	5.2	5	Baltimore	7.94	0	1	0	2	5.2	5
—	0	0	0	0	0.0	0	Boston	—	0	0	0	0	0.0	0
9.00	0	0	0	1	5.0	5	Chicago	9.00	0	0	0	1	5.0	5
3.18	1	0	0	1	5.2	2	Cleveland	10.57	1	1	0	2	7.2	9
—	0	0	0	0	0.0	0	Detroit	—	0	0	0	0	0.0	0
—	0	0	0	0	0.0	0	Kansas City	—	0	0	0	0	0.0	0
3.12	0	0	0	3	8.2	3	Los Angeles	4.85	0	0	0	4	13.0	7
1.69	0	0	0	2	10.2	2	Minnesota	1.69	0	0	0	2	10.2	2
13.50	0	0	0	1	2.0	3	New York	13.50	0	0	0	1	2.0	3
—	0	0	0	0	0.0	0	Oakland	9.00	0	1	0	2	9.0	9
1.80	0	0	0	2	10.0	2	Seattle	1.80	0	0	0	2	10.0	2
—	0	0	0	0	0.0	0	Tampa Bay	—	0	0	0	0	0.0	0
5.63	2	2	0	5	24.0	15	Texas	5.76	3	2	0	6	29.2	19
0.90	2	0	0	2	10.0	1	Toronto	3.60	2	1	0	3	15.0	6

VS. THE NATIONAL LEAGUE

2012		CAREER												
ERA	W	L	S	G	IP	ER	vs. TEAM	ERA	W	L	S	G	IP	ER
5.79	0	1	0	1	4.2	3	Arizona	5.79	0	1	0	1	4.2	3
—	0	0	0	0	0.0	0	Cincinnati	3.60	0	0	0	1	5.0	2
4.50	0	0	0	3	10.0	5	Los Angeles	6.59	0	0	0	4	13.2	10
0.00	0	0	0	1	2.0	0	Miami	0.00	0	0	0	1	2.0	0
9.00	0	0	0	1	1.0	1	Milwaukee	9.00	0	0	0	1	1.0	1
3.00	1	0	0	1	6.0	2	San Diego	3.00	1	0	0	1	6.0	2
0.00	0	0	0	2	2.1	0	San Francisco	0.00	0	0	0	2	2.1	0

MONTHLY BREAKDOWN

2012		CAREER												
ERA	W	L	S	G	IP	ER	by MONTH	ERA	W	L	S	G	IP	ER
—	0	0	0	0	0.0	0	April	—	0	0	0	0	0.0	0
3.38	0	0	0	8	16.0	6	May	3.38	0	0	0	8	16.0	6
3.86	1	2	0	5	30.1	13	June	3.86	1	2	0	5	30.1	13
3.29	2	1	0	5	27.1	10	July	6.58	3	4	0	11	53.1	39
4.64	2	0	0	5	21.1	11	August	4.64	2	0	0	5	21.1	11
10.80	0	1	0	4	6.2	8	September	8.80	0	1	0	6	15.1	15
1.50	1	0	0	1	6.0	1	October	1.50	1	0	0	1	6.0	1

PITCHING BREAKDOWN

2012		CAREER												
ERA	W	L	S	G	IP	ER	by CATEGORY	ERA	W	L	S	G	IP	ER
2.83	3	1	0	14	54.0	17	Home	4.14	4	2	0	18	71.2	33
5.37	3	3	0	14	53.2	32	Road	6.62	3	5	0	18	70.2	52
5.25	0	3	0	10	36.0	21	Day	5.47	1	3	0	13	51.0	31
3.52	6	1	0	18	71.2	28	Night	5.32	6	4	0	23	91.1	54
3.20	2	2	0	15	56.1	20	Pre-ASG	3.90	3	3	0	17	67.0	29
5.08	4	2	0	13	51.1	29	Post-ASG	6.69	4	4	0	19	75.1	56
4.54	5	4	0	15	79.1	40	Starter	6.00	6	7	0	23	114.0	76
2.86	1	0	0	13	28.1	9	Reliever	2.86	1	0	0	13	28.1	9

BALLPARK BREAKDOWN

	ERA	W	L	S	G	IP	ER
AT&T Park	2.61	0	0	0	5	10.1	3
Angel Stadium	8.31	0	0	0	1	4.1	4
Ballpark in Arlington	6.75	1	1	0	2	8.0	6
Camden Yards	9.00	0	1	0	1	5.0	5
Chase Field	5.79	0	1	0	1	4.2	3
Dodger Stadium	14.29	0	0	0	3	5.2	9
O.co Coliseum	3.60	3	2	0	13	55.0	22
Progressive Field	3.18	1	0	0	1	5.2	2
Rogers Centre	4.50	1	1	0	2	12.0	6
Safeco Field	7.32	1	1	0	4	19.2	16
Target Field	1.80	0	0	0	1	5.0	1
U.S. Cellular Field	9.00	0	0	0	1	5.0	5
Yankee Stadium	13.50	0	0	0	1	2.0	3

FIELDING STATISTICS

Pitcher

Year	Pct.	G	PO	A	E	TC	DP
2004	1.000	6	2	4	0	6	0
2007	—	2	0	0	0	0	0
2012	.958	28	9	14	1	24	1
Totals	.967	36	11	18	1	30	1

BLACKLEY'S CAREER BESTS

Low Hit Complete Game: None

Innings Pitched: 8.0, June 21, 2012 vs. Los Angeles (NL). As reliever: 5.2, August 20, 2012 vs. Minnesota

Strikeouts: 8, July 24, 2012 at Toronto. As reliever: 3 (twice), last: July 7, 2012 vs. Seattle

Longest Winning Streak: 3, June 15 to July 24, 2012


Longest Losing Streak: 5, July 7, 2004 to June 10, 2012

Longest Scoreless Streak: 11.0, July 1 to 18, 2012

BLACKLEY'S 2012 STARTS

Date	Opponent	Score	Dec	ERA*	IP	H	R	ER	BB	SO	HR	#PIT
May 28	at Minnesota	4-5	--	3.38	5.0	3	1	1	1	3	1	72
June 5	Texas	3-6	L	4.79	4.2	7	5	5	2	5	0	93
June 10	at Arizona	3-4	L	4.97	4.2	6	4	3	3	2	0	91
June 15	San Diego	10-2	W	4.60	6.0	5	2	2	2	3	0	104
June 21	Los Angeles (NL)	4-1	--	3.89	8.0	3	1	1	0	6	0	87
June 26	at Seattle	2-3	--	3.69	7.0	5	2	2	1	3	0	88
July 1	at Texas	3-1	W	3.38	7.0	7	1	1	0	3	0	93
July 18	Texas	4-3	--	3.36	5.1	6	3	3	1	4	0	89
July 24	at Toronto	7-2	W	3.15	7.0	5	1	1	1	8	1	97
July 29	at Baltimore	1-6	L	3.54	5.0	6	5	5	4	1	1	93
Aug. 11	at Chicago (AL)	9-7	--	3.98	5.0	6	5	5	1	6	1	83
Aug. 29	at Cleveland	8-4	W	3.79	5.2	3	2	2	2	5	1	92
Sept. 22	at New York (AL)	9-10 (14)	--	3.84	2.0	5	4	3	3	1	1	59
Sept. 27	at Texas	7-9	L	4.25	1.0	5	5	5	0	0	2	26
Oct. 2	Texas	3-1	W	4.10	6.0	3	1	1	2	5	0	83

**indicates overall ERA with San Francisco and Oakland*



LEFT-HANDED PITCHER

Height/Weight: 6-6 / 175

Bats/Throws: Left / Left

Birthdate: September 6, 1983

Opening Day Age: 29

Birthplace/Resides: Johnson City, Tennessee / Swanton, Ohio

Major League Service: 3 years, 81 days

Obtained: Acquired from the Chicago Cubs with Rob Bowen in exchange for Jason Kendall and cash, July 16, 2007

Contract Status: First year of a one-year contract through 2013.

CAREER HIGHLIGHTS

Has a 3.35 ERA in 214 games over six seasons with the A's, including full seasons in 2010 and 2012 when he appeared in a career-high 63 games each year...made 26 appearances over six stints with Oakland in 2011...pitched in 62 games with the A's over his first three seasons...made his Major League debut with six games in 2007, pitched in 36 games over the final three months of 2008 and had 20 outings over three stints in 2009...was originally drafted by the Cubs in the 17th round of the 2004 draft, but was traded to the A's organization midway through the 2007 season as part of the Jason Kendall trade...has 409 strikeouts in 352.0 career minor league innings (10.46 per nine innings)...was named to the Northwest League postseason All-Star team in his first professional season in 2004 while pitching for Boise.

2012 HIGHLIGHTS

Completed his sixth season in an Oakland uniform, but it was just his second full season (2010)...was 5-1 with a save, a 2.48 ERA and a .201 opponents batting average in 63 relief appearances...the ERA and opponents batting average were the lowest marks of his career...had career-highs in wins, innings pitched (65.1) and strikeouts (54) and matched his best in games pitched...also issued his most walks (25), hit his most batters (5), had the first two wild pitches of his career and matched his highs in runs (20) and home runs (7)...his .201 opponents batting average broke down to .182 (20-for-110) against left-handed hitters compared to .219 (25-for-114) against right-handers...issued 18 of his 25 walks to righties...held lefties to a .248 on-base percentage...opponents hit .160 with runners on base...had a .182 opponents batting average over his first 15 pitches in a game, .246 after that...allowed 12 of 45 (26.7%) inherited runners to score...first batters faced were 14-for-56 (.250) with four walks...allowed six first batter home runs, which was second most in the American League and the most by an Oakland reliever since at least 1974...had the fourth highest first batter slugging percentage in the AL (.607)...13 of the 21 home runs he has allowed in his career have been to the first batter he faced in a game, which is the most by an Athletic since 1974...surrendered six of his seven home runs in Oakland...compiled a 5.06 ERA in 12 appearances on no days rest compared to a 1.98 ERA in his other 51 outings...had a 1.87 ERA against the AL compared to 7.04 in six interleague appearances...now has a 6.00 ERA (8 er in 12.0 ip) in 14 career interleague appearances...posted a 2.03 ERA at night compared to 3.43 during the day...has a 2.80 ERA (42 er in 135.0 ip) in 136 career appearances at night compared to 4.38 (35 er in 72.0 ip) in 78 games during the day.

OAKLAND: Allowed his first run of the season in his second outing April 7 against Seattle...that snapped a career-high 10.1-inning scoreless streak dating back to 2011...posted a 1.65 ERA and .208 opponents batting average over his first 14 games through May 15...had allowed 5-of-11 (45.5%) inherited runners to score through May 18...then allowed just 1-of-9 inherited runners to score over a 16-game stretch from May 22 to July 4...matched his career-high by tossing 2.2 innings May 25 against New York and July 30 against Tampa Bay...logged a 1.98 ERA in 10 games in May...tossed 2.0 scoreless innings for his first win of the season June 13 at Colorado...won each of his first four decisions through July 27 at Baltimore, the longest winning streak of his career...went 3-0 with a 1.23 ERA and .137 opponents batting average over a 14-game stretch from June 26 to Aug. 3, including a 1.42 ERA in 11 appearances in July...was charged with his only loss of the season Aug. 4 against Toronto when he allowed two runs on four hits in 2.0 innings in a 3-1, 11-inning loss...struck out a season-high tying three batters in the game (fifth time)...did not retire a batter Aug. 18 against Cleveland (2 h, 1 r, 1 er, 1 hr)...then allowed just three runs over his final 17 outings for a 1.76 ERA...held the opposition to a .125 batting average...made the 200th appearance of his career Aug. 29 at Cleveland...posted a 5.00

ERA in 11 outings in August but allowed just 2-of-12 (16.7%) inherited runners to score...recorded his only save of the season Sept. 11 at Los Angeles (AL)...entered the game in the bottom of the ninth inning with the A's leading 6-5 and runners on first and third with no outs...struck out Morales and got Kendrick to ground into a game-ending double play...it was his second career save...made three appearances against Detroit in the ALDS and tossed 3.2 scoreless innings...allowed just one hit.

CAREER

2011—Was on the A's Opening Day roster but had six stints with Oakland...had no decisions, a 2.86 ERA and .235 opponents batting average in 26 appearances...however, allowed 8 of 14 (57.1%) inherited runners to score, which was the highest percentage of his career...compiled a 4.40 ERA in 15 games before the All-Star Break and a 1.29 ERA in 11 appearances after the break...walked 13 batters in 14.1 innings before the break, just one in 14.0 innings after the break...his opponents batting average included a .220 mark against right-handed hitters compared to .256 against left-handers...allowed both of his home runs to lefties...opponents hit .167 with the bases empty, .313 with runners on (including .313 with runners in scoring position)...they were also 2-for-2 with a walk and six RBI with the bases loaded...first batters faced were 6-for-23 (.261) with three walks...posted a 1.54 ERA in 11 appearances at home compared to 3.78 in 15 outings on the road...had a 1.74 ERA in 10 games during the day and a 3.50 ERA in 16 night games...compiled a 1.35 ERA in the eighth inning or later, 6.48 in the seventh inning or earlier...tied for sixth among American League relievers in triples allowed (2) and tied for eighth in unearned runs (5)...tossed at least one inning in 16 of his 26 outings, including two or more eight times...began the season with the A's, posting a 4.61 ERA and .250 opponents batting average in 14 games during his first stint...struck out a season-high three batters and tossed 2.0 scoreless innings April 3 against Seattle...compiled a 6.23 ERA and allowed all six of his inherited runners to score over a five-game span from April 10-22...pitched a season-high 2.1 innings April 12 at Chicago...yielded a season-high three runs, all of which were unearned, April 30 against Texas...was optioned to Sacramento May 11 and each of his next four stints lasted three days or fewer...appeared in just one game during each of his stints from May 20-22, July 16-18 and July 30 to Aug. 1...joined the A's Aug. 26 in Boston for his fifth stint, pitching twice before he was sent down between games of the doubleheader Aug. 27...returned for the final time Aug. 31 and did not allow a run in his final seven appearances (7.0 ip, 3 h, 0 bb, 6 so), retiring 21 of the 25 batters he faced...finished the season with a 9.0 inning scoreless streak...matched his season-high with three strikeouts and retired all six batters he faced Aug. 31 at Cleveland...set down six of seven in his next outing Sept. 6 against Kansas City...was 2-0 with a 4.85 ERA in 27 relief appearances with Sacramento...allowed a .227 opponents batting average, which broke down to .188 against left-handed hitters and .258 against right-handers...surrendered all three of his home runs to righties...struck out 35 in 29.2 innings, an average of 10.62 per nine innings...had a .143 opponents batting average with the bases empty, .340 with runners on...opponents hit .409 with runners in scoring position and two outs...posted a 0.77 ERA in 10 appearances at home, compared to 7.50 in 17 games on the road...allowed all three of his home runs on the road...allowed 2 of 12 (16.7%) inherited runners to score...tagged for seven runs on seven hits in 4.0 innings in three appearances during his first stint with the River Cats from May 11-19 (15.75 ERA)...finished May with a 14.14 ERA but did not allow a run in seven appearances in June (9.1 ip, 2 h, 2 bb, 12 so)...had a 13-game, 15.1-inning scoreless streak from June 1 to July 27...opponents were 6-for-50 (.120) with two walks during the streak...posted a 4.26 ERA in seven appearances during his final stint with Sacramento from Aug. 3-25.

2010—The 2010 season was his fourth in the majors but it marked the first time he spent the entire year at the big league level...was 2-1 with a save and a 3.70 ERA in a career-high 63 appearances...the save was the first of his career...allowed seven home runs in 48.2 innings after yielding five home runs in 64.2 innings over his first three seasons combined...four of the seven home runs came against the first batter he faced in an outing, which tied for the American League lead...allowed 12 of 34 (35.3%) inherited runners to score, which was the sixth highest percentage in the AL, and first batters faced were 15 for 59 (.254) with four walks...yielded a .274 opponents batting average, including .231 against left-handed hitters and .311 against right-handers...issued 14 of his 18 walks and allowed five of his seven home runs to righties...had a 5.00 ERA in 38 outings on one day of rest or less compared to a 2.08 ERA in 25 appearances with two days or rest or more...posted a 2.37 ERA and .248 opponents batting average in 41 games at night compared to an 8.44 ERA and .354 opponents average in 22 outings during the day...tossed fewer than one inning in 34 of his 63 outings...tossed a season-high 2.0 scoreless innings in his first outing April 5 against Seattle, a mark he would match May 26 at Baltimore and Aug. 30 at New York...picked up both of his wins over his first seven games of the season, April 7 against Seattle

and April 17 against Baltimore...had an eight-batter stretch from May 15 to 18 where the opposition went 7-for-7 with a sacrifice hit and scored five runs...finished May with a 7.71 ERA and .406 opponents batting average...struck out a career-high tying four batters in 2.0 innings May 26 at Baltimore...issued a career-high three walks and was charged with the loss June 17 at Chicago (NL)...had a 9.2 inning scoreless streak over a 13-game stretch from June 25 to July 23 (6 h, 0 bb, 9 so)...made his 100th career appearance July 7 against New York when he tossed a scoreless seventh inning...posted a 1.00 ERA with no walks in 13 games in July (9.0 ip)...was charged with his only blown save Aug. 18 against Toronto when he entered the game with the bases loaded and a 4-2 lead, and allowed a two-run single to Lewis...came back the next day to retire the side in order in the ninth inning of the A's 4-3 win over Tampa Bay for his first Major League save...hurled a scoreless sixth inning Sept. 15 at Kansas City but that would be his last outing of the season due to a left shoulder strain...had surgery to repair a labrum tear in his left hip following the season.

2009—Made the A's Opening Day roster for the first time and had three stints with Oakland, compiling a 4.84 ERA in 20 relief appearances...posted a 12.46 ERA in five relief appearances over his first two stints but returned when rosters expanded in September to compile a 3.00 ERA in 15 outings...allowed a .229 batting average overall, including .218 against right-handed hitters and .250 against left-handers...yielded a .190 average with runners in scoring position...posted a 0.90 ERA and .147 opponents average in 11 outings at night and had an 8.03 ERA and .286 opponents average in nine day games...owned a 2.70 ERA and .167 opponents batting average in seven outings on the road and a 5.74 ERA and .254 opponents average in 13 appearances in Oakland...allowed 2 of 9 (22.2%) inherited runners to score and first batters faced were 4 for 18 (.222) with a pair of walks...was on the A's Opening Day roster and was optioned to Triple-A Sacramento April 18 after allowing four runs on two hits and three walks in his first two outings...was recalled May 4 and allowed two runs on five hits in 3.2 innings (4.91 ERA) over three outings before being sent back to Sacramento May 14...returned for the final time when rosters expanded on Sept. 1...did not allow a run over his first five outings in September (5.2 ip) but then yielded at least one run in five of his final 10 outings (4.38 ERA)...retired 22 of 23 batters from Sept. 20 to Oct. 2, including 13 by strikeout...struck out a career-high four in 2.0 perfect innings Sept. 24 against Texas...was 5-3 with two saves and a 3.84 ERA in 45 relief appearances with Sacramento...allowed a .271 batting average, including .263 by right-handers and .286 by left-handers...opponents batted .235 with runners in scoring position, including .189 with RISP and two outs...allowed 7 of 29 (24.1%) inherited runners to score and converted 2 of 6 (33.3%) save opportunities...had a 3.72 ERA during his first stint with Sacramento...returned for his second stint following his May 14 option...had a season-best 10.0 inning scoreless streak over a seven game stretch from May 29 to June 14...finished June with a 2-0 record and a 1.32 ERA in 10 relief appearances...recorded his only two saves in back-to-back outings Aug. 15 and 17 at Memphis.

2008—Spent the first three months of the season at Triple-A Sacramento where he was 2-2 with a 2.78 ERA and 10 saves in 28 relief appearances...was promoted to Oakland July 4 and spent the remainder of the season with the A's, going 1-3 with a 3.11 ERA in 36 relief appearances...allowed a .230 opponents batting average with Oakland, which included a .193 mark against left-handed hitters and .256 against right-handers...allowed both of his home runs against righties and had a .402 slugging percentage against righties and .228 against lefties...allowed 5 of 24 (20.8%) inherited runners to score but first batters faced were 10 for 31 (.323) with three walks...yielded a .188 batting average with runners on base, including .179 with runners in scoring position...did not allow a run in 12 outings on no days rest (10.0 ip)...had a 0.81 ERA in 21 outings on one day rest or less and a 6.46 ERA in his other 15 outings...compiled a 0.98 ERA and .133 opponents batting average in 17 outings in Oakland...had a 1.69 ERA in 15 games during the day...was recalled from Sacramento July 4 and did not allow a run over his first eight games and 9.1 innings...picked up his first Major League win July 27 against Texas, when he tossed 1.1 scoreless innings in a 6-5 A's win...did not allow a run in 12 of his first 13 outings and had a 0.66 ERA at the conclusion of play Aug. 1...then allowed nine runs over his next eight outings through Aug. 22 for a 6.97 ERA, including Aug. 17 against Chicago when he tossed a career high 2.2 scoreless innings and retired all seven batters that he faced...converted 10 of 11 (90.9%) save opportunities in 28 appearances with Sacramento and led the River Cats in saves...struck out 36 batters and walked just six in 32.1 innings...allowed a .244 opponents batting average, which included a .235 mark by right-handed hitters and .262 by left-handers...allowed 2 of 10 (20.0%) inherited runners to score...posted a 1.72 ERA over his final 26 minor league appearances...had a 1.46 ERA in 10 appearances in May and a 1.86 ERA and .147 opponents batting average in nine outings in June.

2007—Began the season with Single-A Daytona of the Florida State League in the Chicago Cubs organization but finished it in the Major Leagues with Oakland...had a loss and a 9.64 ERA in six relief appearances with the A's and allowed a .348 opponents batting average...left-handed hitters were 3 for 9 (.333) and right-handers were 5 for 14 (.357)...stranded all three of his inherited runners and first batters faced were 2 for 6 (.333)...was selected from Triple-A Sacramento Sept. 15 after the River Cats won the Pacific Coast League Championship and made his ML debut with Oakland Sept. 16 against Texas...retired the side in order in the ninth inning and struck out the first batter he faced, David Murphy...was a combined 5-5 with a 1.63 ERA in 56 relief appearances with four minor league teams in two different organizations...converted all 10 of his save opportunities and allowed 5 of 25 (20.0%) inherited runners to score...had a strikeout to walk ratio of 5.67 and averaged 11.87 strikeouts per nine innings...yielded just three home runs, or one every 25.8 innings...allowed a .200 opponents batting average, including .197 with runners in scoring position...was acquired by the A's from the Chicago Cubs along with Rob Bowen in exchange for Jason Kendall and cash considerations July 16...was assigned to Double-A Midland following the trade and was 1-3 with a save and a 3.32 ERA in 17 relief appearances with the RockHounds...was promoted to Triple-A Sacramento Aug. 31 and made one regular season appearance with the River Cats...then went 1-0 with two saves in four postseason appearances for Sacramento and did not allow a run in 9.0 innings (4 h, 2 bb)...struck out 20 of the 33 batters he faced...did not allow a run over his final 17.2 minor league innings...began the season at Single-A Daytona in the Cubs organization and was promoted to Double-A Tennessee May 17.

2006—Combined for a 1-3 record, two saves and a 6.13 ERA in 29 games with Single-A Daytona, short season Single-A Boise and Double-A West Tenn...allowed a .301 opponents batting average, which included a .288 mark against right-handed hitters and .341 against left-handers...allowed a .190 batting average with runners in scoring position and two outs...began the year in extended spring training and was sent to Daytona May 23...was 0-1 with a save and a 9.00 ERA in eight relief appearances with the Cubs...was transferred to Boise of the Northwest League June 18 and was 1-2 with a 6.04 ERA in 16 games...was promoted to West Tenn Aug. 23 and ended up posting his best numbers in his Double-A debut...had one save and compiled a 1.42 ERA in five relief appearances with the Diamond Jaxx.

2005—Spent the entire season at Single-A Peoria and was 3-7 with 14 saves a 5.54 ERA in 48 games, including two starts...finished third in the Cubs farm system in saves and was second among Midwest League relievers with 12.21 strikeouts per nine innings...struck out 96 batters in 76.1 innings overall (11.32 per nine innings)...led Peoria in appearances and saves...converted 14 of 19 (73.7%) save opportunities...allowed a .260 opponents batting average, which included a .246 mark against left-handed hitters and .263 against right-handers...picked up the win in his first professional start July 27 in the second game of a doubleheader against Daytona (5.0 ip, 3 h, 1 r, 1 er, 1 bb, 5 so).

2004—Made his professional debut at Single-A Boise of the Northwest League and was 6-1 with five saves and a 1.62 ERA in 23 relief appearances...named to the NWL Postseason All-Star Team...tied for the Hawks team lead in wins and saves...held the opposition to a .145 batting average...allowed just one home run in 33.1 innings and struck out 42, an average of 11.34 per nine innings...did not allow a run over his final 15 regular season outings (22.2 ip)...then had three saves in three post season appearances (3.1 ip, 3 h, 1 r, 1 bb, 4 so) as Boise swept Vancouver in the best of five NWL Championship Series.

PERSONAL/MISCELLANEOUS

Jerry Blevins was originally signed by Cubs scout Brian Williams...graduated from the University of Dayton...supports the A's Home Run Readers Program...pitched for the 2007 USA World Cup team that won the gold medal in Chinese Taipei.

LIFETIME PITCHING RECORD

Year	Club	W	L	ERA	G	GS	CG	SHO	SV	IP	H	R	ER	HR	HB	BB	IBB	SO	WP	BK
2004	Boise	6	1	1.62	23	0	0	0	5	33.1	17	7	6	1	3	21	1	42	2	0
2005	Peoria	3	7	5.54	48	2	0	0	14	76.1	75	51	47	6	5	38	0	96	5	0
2006	Daytona	0	1	9.00	8	0	0	0	1	11.0	18	12	11	0	1	4	0	9	0	1
	Boise	1	2	6.04	16	0	0	0	0	22.1	27	22	15	3	3	8	0	19	1	0
2007	West Tenn	0	0	1.42	5	0	0	0	1	6.1	5	1	1	0	1	1	0	8	0	0
	Daytona	1	0	0.38	15	0	0	0	6	23.2	13	1	1	0	1	5	2	32	0	0
	Tennessee	2	2	1.53	23	0	0	0	3	29.1	23	5	5	1	1	8	1	37	1	0
	Midland	1	3	3.32	17	0	0	0	1	21.2	18	10	8	2	0	5	1	29	2	0
2008	Sacramento	1	0	0.00	1	0	0	0	0	2.2	1	0	0	0	0	0	0	4	0	0
	OAKLAND	0	1	9.64	6	0	0	0	0	4.2	8	6	5	1	0	2	0	3	0	0
2009	Sacramento	2	2	2.78	28	0	0	0	10	32.1	31	16	10	3	2	6	1	36	2	0
	OAKLAND	1	3	3.11	36	0	0	0	0	37.2	32	14	13	2	3	13	2	35	0	0
2010	Sacramento	5	3	3.84	45	0	0	0	2	63.1	65	28	27	5	4	18	4	62	3	0
	OAKLAND	0	0	4.84	20	0	0	0	0	22.1	19	12	12	2	0	6	1	23	0	0
2011	OAKLAND	2	1	3.70	63	0	0	0	1	48.2	54	20	20	7	1	18	1	46	0	0
	Sacramento	0	0	2.86	26	0	0	0	0	28.1	24	14	9	2	1	14	1	26	0	0
2012	Sacramento	2	0	4.85	27	0	0	0	0	29.2	25	16	16	3	1	7	0	35	1	0
	OAKLAND	5	1	2.48	63	0	0	0	1	65.1	45	20	18	7	5	25	5	54	2	0
ML Totals		8	6	3.35	214	0	0	0	2	207.0	182	86	77	21	10	78	10	187	2	0

CAREER TRANSACTIONS

2004 — Selected by the Chicago Cubs organization in the 17th round of the First-Year Player Draft. **2007** — Traded to the Oakland Athletics with catcher Rob Bowen in exchange for Jason Kendall and cash, July 16.

DIVISION SERIES RECORD

Year	Club/Opp.	W	L	ERA	G	GS	CG	SHO	SV	IP	H	R	ER	HR	HB	BB	IBB	SO	WP	BK
2012	OAK vs. DET	0	0	0.00	3	0	0	0	0	3.2	1	0	0	0	0	0	0	0	0	0

OAKLAND'S 20-GAME WINNING STREAK, 2002

Date	Opponent	Score	Date	Opponent	Score
Aug. 13	Toronto	5-4	Aug. 24	at Detroit	12-3
Aug. 14	Toronto	4-2	Aug. 25	at Detroit	10-7
Aug. 16	Chicago	1-0	Aug. 26	at Kansas City	6-3
Aug. 17	Chicago	9-2	Aug. 27	at Kansas City	6-4
Aug. 18	Chicago	7-4	Aug. 28	at Kansas City	7-1
Aug. 19	at Cleveland	8-1	Aug. 30	Minnesota	4-2
Aug. 20	at Cleveland	6-3	Aug. 31	Minnesota	6-3
Aug. 21	at Cleveland	6-0	Sept. 1	Minnesota	7-5
Aug. 22	at Cleveland	9-3	Sept. 2	Kansas City	7-6
Aug. 23	at Detroit	9-1	Sept. 4	Kansas City	12-11

VS. THE AMERICAN LEAGUE

2012		CAREER												
ERA	W	L	S	G	IP	ER	vs. TEAM	ERA	W	L	S	G	IP	ER
0.00	1	0	0	2	2.0	0	Baltimore	1.00	2	0	0	8	9.0	1
0.00	1	0	0	2	2.0	0	Boston	7.94	1	1	0	13	11.1	10
3.38	0	0	0	4	2.2	1	Chicago	1.98	0	0	0	13	13.2	3
3.60	0	0	0	5	5.0	2	Cleveland	2.81	0	0	0	15	16.0	5
2.70	0	0	0	4	3.1	1	Detroit	5.40	0	0	0	8	6.2	4
2.25	0	0	0	5	4.0	1	Kansas City	0.60	0	0	0	17	15.0	1
0.00	0	0	1	4	2.2	0	Los Angeles	3.20	0	0	1	22	19.2	7
0.00	0	0	0	3	3.2	0	Minnesota	3.09	0	0	0	12	11.2	4
1.17	2	0	0	5	7.2	1	New York	1.15	2	0	0	12	15.2	2
—	0	0	0	0	0.0	0	Oakland	—	0	0	0	0	0.0	0
2.16	0	0	0	9	8.1	2	Seattle	5.14	1	1	0	32	28.0	16
0.00	0	0	0	4	7.0	0	Tampa Bay	0.61	0	0	1	12	14.2	1
2.08	0	0	0	6	4.1	1	Texas	2.38	1	1	0	26	22.2	6
5.40	0	1	0	4	5.0	3	Toronto	7.36	0	2	0	10	11.0	9

VS. THE NATIONAL LEAGUE

2012		CAREER												
ERA	W	L	S	G	IP	ER	vs. TEAM	ERA	W	L	S	G	IP	ER
18.00	0	0	0	1	1.0	2	Arizona	18.00	0	0	0	1	1.0	2
—	0	0	0	0	0.0	0	Chicago	13.50	0	1	0	2	0.2	1
—	0	0	0	0	0.0	0	Cincinnati	INF	0	0	0	1	0.0	1
0.00	1	0	0	1	2.0	0	Colorado	0.00	1	0	0	1	2.0	0
—	0	0	0	0	0.0	0	Pittsburgh	0.00	0	0	0	1	1.0	0
6.75	0	0	0	1	1.1	1	San Diego	6.75	0	0	0	1	1.1	1
8.10	0	0	0	3	3.1	3	San Francisco	4.50	0	0	0	7	6.0	3

MONTHLY BREAKDOWN

2012		CAREER												
ERA	W	L	S	G	IP	ER	by MONTH	ERA	W	L	S	G	IP	ER
0.00	0	0	0	1	0.2	0	March	0.00	0	0	0	1	0.2	0
2.08	0	0	0	7	8.2	2	April	4.35	2	0	0	30	31.0	15
1.98	0	0	0	10	13.2	3	May	4.23	0	0	0	28	27.2	13
3.86	1	0	0	10	9.1	4	June	3.57	1	1	0	22	17.2	7
1.42	3	0	0	11	12.2	2	July	0.99	4	1	0	37	36.1	4
5.00	0	1	0	11	9.0	5	August	4.24	0	3	1	39	40.1	19
1.64	1	0	1	12	11.0	2	September	3.02	1	1	1	54	50.2	17
0.00	0	0	0	1	0.1	0	October	6.75	0	0	0	3	2.2	2

PITCHING BREAKDOWN

2012		CAREER												
ERA	W	L	S	G	IP	ER	by CATEGORY	ERA	W	L	S	G	IP	ER
2.87	2	1	0	28	31.1	10	Home	3.15	5	2	1	104	103.0	36
2.12	3	0	1	35	34.0	8	Road	3.55	3	4	1	110	104.0	41
3.43	2	1	0	20	21.0	8	Day	4.38	4	2	0	78	72.0	35
2.03	3	0	1	43	44.1	10	Night	2.80	4	4	2	136	135.0	42
2.57	2	0	0	32	35.0	10	Pre-ASG	3.64	4	1	0	95	89.0	36
2.37	3	1	1	31	30.1	8	Post-ASG	3.13	4	5	2	119	118.0	41
—	0	0	0	0	0.0	0	Starter	—	0	0	0	0	0.0	0
2.48	5	1	1	63	65.1	18	Reliever	3.35	8	6	2	214	207.0	77

BALLPARK BREAKDOWN

	ERA	W	L	S	G	IP	ER
Angel Stadium of Anaheim	5.63	0	0	1	9	8.0	5
AT&T Park	4.15	0	0	0	4	4.1	2
Ballpark in Arlington	2.89	0	0	0	12	9.1	3
Camden Yards	0.00	1	0	0	6	7.0	0
Chase Field	18.00	0	0	0	1	1.0	2
Comerica Park	9.00	0	0	0	5	4.0	4
Coors Field	0.00	1	0	0	1	2.0	0
Fenway Park	9.00	0	1	0	6	5.0	5
Kauffman Stadium	0.00	0	0	0	9	6.0	0
Metrodome	4.50	0	0	0	2	2.0	1
O.co Coliseum	3.17	5	2	1	103	102.1	36
Old Yankee Stadium	0.00	0	0	0	2	2.1	0
Progressive Field	1.69	0	0	0	10	10.2	2
Rogers Centre	7.20	0	1	0	5	5.0	4
Safeco Field	5.40	0	1	0	13	11.2	7
Target Field	4.76	0	0	0	6	5.2	3
Tokyo Dome	0.00	0	0	0	1	0.2	0
Tropicana Field	0.00	0	0	0	6	7.1	0
U.S. Cellular Field	1.23	0	0	0	7	7.1	1
Wrigley Field	13.50	0	1	0	2	0.2	1
Yankee Stadium	1.93	1	0	0	4	4.2	1

FIELDING STATISTICS

Pitcher	Year	Pct.	G	PO	A	E	TC	DP
	2007	—	6	0	0	0	0	0
	2008	.500	36	0	3	3	6	1
	2009	1.000	20	0	1	0	1	0
	2010	.778	63	2	5	2	9	0
	2011	1.000	26	0	3	0	3	0
	2012	1.000	63	0	7	0	7	0
Totals		.808	214	2	19	5	26	1

BLEVINS' CAREER HIGHS

Low Hit Complete Game: None
Innings Pitched: 2.2 (three times), last: July 30, 2012 vs. Tampa Bay
Strikeouts: 4 (twice), last: May 26, 2010 at Baltimore
Longest Winning Streak: 4, June 13 to July 27, 2012
Longest Losing Streak: 2 (twice), last: August 7 to 22, 2008
Longest Scoreless Streak: 10.1, August 27, 2011 to April 7, 2012

INFIELDER**Height/Weight:** 5-9 / 225**Bats/Throws:** Switch / Right**Birthdate:** April 19, 1983**Opening Day Age:** 29**Birthplace/Resides:** Maracay, Venezuela / Maracay, Venezuela**Major League Service:** 5 years, 135 days**Obtained:** Acquired from the Los Angeles Angels for infielder Grant Green, July 30, 2013**Contract Status:** First year of a two-year contract through 2014.**CAREER HIGHLIGHTS**

Returned to the Angels in 2010 after playing at every level in the club's minor league system from 2001 to 2005...over his last three seasons (2010-2012), his 11.12 plate appearances per strikeout is tops in American League (min. 1400 PA)...his 149 strikeouts over that span are the least in the AL (min. 1400 AB)...on May 26, 2012 vs. Seattle, connected for Angels' first pinch-hit grand slam since Shane Halter, May 8, 2004 vs. Tampa Bay...single in second inning June 29, 2011 vs. Washington marked 500th hit of career...traded to Arizona in exchange for right-handed pitcher Jason Bulger, Feb. 28, 2006...had a career-best season in 2009 with Kansas City, batting .300 with 41 doubles, eight triples, 11 home runs and 73 RBI.

2012 HIGHLIGHTS

Completed his second full season with the Angels batting .252 with 10 home runs and 53 RBI...the 10 home runs were the second highest total of his career (11 in 2009) while his 53 RBI were his highest total since becoming an Angel...hit .276 at home compared to .229 on the road...despite a .229 road clip, he hit seven of his 10 home runs and drove in 32 of 53 runs away from the Big A...went 4-for-9 (.444) and drove in six runs as a pinch hitter...the six RBI were tied with Kendrys Morales for second most in the American League...on May 26 vs. Seattle, he connected for Angels' first pinch-hit grand slam since Shane Halter, May 8, 2004 vs. Tampa Bay...singled as a pinch hitter Sept. 7 to drive in the winning run in bottom of ninth...it was his second career walk-off hit (also July 29, 2010 vs. Toronto)...logged 56 walks, which was the second highest single-season total of his career...drew a walk in 18 of 24 August games while posting a .430 on-base percentage...his 21 free passes in August tied for the Major League lead while his .432 on-base percentage ranked second in AL...drew at least one walk in 10 straight games from Aug. 1-11...was the eighth Angel to accomplish the feat, the first since Tim Salmon drew a base on balls in 10 straight games played in 2003...the club went 38-10 when he scored a run...agreed to a two-year extension with Halos Jan. 17, 2013.

CAREER

2011—Finished the year with the top batting average on the Angels at .288...also topped the club in batting with runners in scoring position (.292) and on-base percentage (.366)...it marked the third time in his career he batted over .285 in a season and third time in last four seasons...ranked as the third hardest to fan in the American League, striking out just once every 11.2 plate appearances...was one of only nine MLB players (min. 500 PA) with more walks than strikeouts (Bautista, M. Cabrera, Pedroia, J. Reyes, Pujols, Kinsler, Fielder, Pierre)...hit .306 from the right side and .280 batting from the left...was the Angels primary third baseman, making 125 starts at the position

2010—Was acquired by the Angels July 22 from Kansas City in exchange for right-handed pitcher Sean O'Sullivan and left-handed pitcher Will Smith...appeared in 58 games with the Halos batting .249 with 21 runs, eight doubles, two home runs and 13 RBI...for the season, batted .265 with 61 runs, 27 doubles, two triples, 10 home runs and 56 RBI in 146 combined games...struck out just 13 times in 228 plate appearances with Angels...finished the season as the second hardest to strikeout in the AL (1 per 14.3 plate appearances)...made 52 starts at third base with the Halos...committed four errors in 142 total chances for a .972 fielding percentage...had a season-best 13-game hitting streak from Aug. 14 to 28...went 21 for 49 (.429) during the streak, which tied Jeff Mathis for the longest by an Angel in 2010.

2009—Served as the Royals' regular second baseman for the majority of the season and put up career numbers, batting .300 with 41 doubles, eight triples, 11 home runs and 73 RBI...named the Joe Burke Special Achievement Award winner in a vote by the KC chapter of BBWAA...his 36 doubles as a second baseman ranked third-most all-time in Royals history...his seven triples as a second baseman placed third on the Royals' list...his 54 extra-base hits as a second baseman were third-most in Royals history...finished eighth in the league with a .337 home batting average...hit .361 against left-handed pitching, good for third in the AL...was third-toughest in the league to strikeout, fanning 51 times in 634 plate appearances (12.43 plate appearances per strikeout)...recorded his first career Major League home run off Detroit's Rick Porcello April 24.

2008—Appeared in 74 games with Kansas City batting .305 with 21 runs, eight doubles, three triples and 16 RBI...led all of Major League Baseball batting .491 in day games (min. 50 at bats)...did not commit an error in 46 games (42 starts) at second base (193 total chances)...was the only second baseman in baseball with at least 45 games at the position to post a perfect 1.000 fielding percentage...placed on the 15-day disabled with an unspecified medical condition, June 28...was reinstated Aug. 23.

2007—Split his season between Triple-A Tucson and Arizona...in 56 games with Arizona, hit .215 with 10 runs, eight doubles and seven RBI...appeared in 18 games at third base, 10 games at second base, nine games at shortstop and 10 games in outfield...did not appear in the Division Series for Arizona...played in two games of the NLCS vs. Colorado and went 0-for-2...had another solid season with Tucson batting .341 with 59 runs, 15 doubles, two triples, five home runs and 30 RBI in 59 games...played for Aguiles del Zulia in the Venezuelan Winter League...hit .331 with 18 RBI and 19 runs scored in guiding the club to the Caribbean World Series.

2006—Named Diamondbacks Minor League Player of the Year after hitting .337 with 93 runs, 24 doubles, 12 triples, seven home runs, and 68 RBI in 114 games with Triple-A Tucson...ranked second in Pacific Coast League in average, first in hits, second in triples and fourth in runs...recalled from Tucson Aug. 6 and made his Major League debut that evening with Arizona...grounded out as a pinch hitter...recorded his first Major League hit with a pinch hit double in the eighth inning Aug. 8th at San Francisco...made his first start Aug. 12 vs. Florida at shortstop and went 3-for-4...optioned back to Tucson Aug. 25 and recalled for a second time Sept. 16...played three positions with D-Backs (shortstop, second base, third base)...prior to the season, was ranked by *Baseball America* as the Angels' 8th best prospect...was traded to Arizona, Feb. 28.

2005—Split his campaign between Double-A Arkansas and Triple-A Salt Lake, combining for a .304 average with 11 home runs and 80 RBI...responded to his promotion to Salt Lake by hitting .316 with one home run and 31 RBI in 50 games with the Stingers...struck out just 30 times in 613 combined plate appearances (1 per 20.4 plate appearance)...was one of the top offensive performers with Oriente of Venezuelan Winter League...ranked by *Baseball America* as the Angels ninth best prospect.

2004—Spent the entire season at Double-A Arkansas where he batted .284 with six home runs and 48 RBI in 136 games...led the league in at bats (550).

2003—Led the Midwest League with a .327 average and 38 doubles with Cedar Rapids...also led the league in hits (168), ranked second in runs (86) and strikeouts per plate appearance (1 per 20.18 plate appearances) and fifth in at bats (514).

2002—Led the Pioneer League in at bats (299), runs (70), triples (10) and strikeouts per plate appearance (1 per 23.14 plate appearances).

2001—Batted .356 with 11 doubles, four triples, two home runs and 39 RBI in 66 games with the Dominican Summer League Angels.

PERSONAL/MISCELLANEOUS

Alberto Jose Callaspo (Ky-AWS-po) was originally signed by Angels' scouts Carlos Porte and Amador Arias...is married, Marianny...has one child, Igor...attended Inst. De Formacion Aragua in Venezuela.

LIFETIME PLAYING RECORD

Year	Club	AVG.	G	AB	R	H	2B	3B	HR	RBI	SH	SF	HP	BB	SO	SB	CS	SLG	OBP	E
2001	DSL Angels	.356	68	275	55	98	11	4	2	39	6	4	5	22	16	14	13	.447	.403	18
2002	Provo	.338	70	299	70	101	16	10	3	60	3	3	2	17	14	13	4	.488	.347	11
2003	Cedar Rapids	.327	133	514	86	168	38	4	2	67	0	6	3	42	28	20	6	.428	.377	19
2004	Arkansas	.284	136	550	76	156	29	2	6	48	11	4	0	47	25	15	14	.376	.338	26
2005	Arkansas	.297	89	350	53	104	9	0	10	49	1	5	1	28	17	9	8	.409	.346	7
	Salt Lake	.316	50	212	28	67	21	2	1	31	2	3	1	10	13	2	5	.448	.348	5
2006	Tucson	.337	114	490	93	165	24	12	7	68	2	4	2	56	27	8	5	.478	.404	14
	ARIZONA	.238	23	42	2	10	1	1	0	6	0	1	0	4	6	0	1	.310	.298	1
2007	Tucson	.341	59	226	48	77	15	2	5	30	0	6	1	28	17	1	2	.491	.406	6
	ARIZONA	.215	56	144	10	31	8	0	0	7	1	1	1	9	14	1	1	.271	.265	3
2008	KANSAS CITY	.305	74	213	21	65	8	3	0	16	1	1	0	19	14	2	1	.371	.361	2
	Omaha	.188	4	16	5	3	0	0	0	0	0	0	0	1	4	0	0	.188	.235	0
2009	KANSAS CITY	.300	155	576	79	173	41	8	11	73	0	5	1	52	51	2	1	.457	.356	17
2010	KANSAS CITY	.275	88	349	40	96	19	2	8	43	0	5	0	19	29	3	1	.410	.308	7
	LOS ANGELES (AL)	.249	58	213	21	53	8	0	2	13	1	1	1	12	13	2	2	.315	.291	4
2011	LOS ANGELES (AL)	.288	141	475	54	137	23	0	6	46	0	2	1	58	48	8	1	.375	.366	15
2012	LOS ANGELES (AL)	.252	138	457	55	115	20	0	10	53	3	4	0	56	59	4	3	.361	.331	12
AL Totals		.280	654	2283	270	639	119	13	37	244	5	18	3	216	214	21	9	.392	.340	57
NL Totals		.220	79	186	12	41	9	1	0	13	1	2	1	13	20	1	2	.280	.272	5
ML Totals		.275	733	2469	282	680	128	14	37	257	6	20	4	229	234	22	11	.384	.335	62

CAREER TRANSACTIONS

2001 — Signed by the Anaheim Angels as a non-drafted free agent, February 16. **2006** — Traded to the Arizona Diamondbacks for right-handed pitcher Jason Bulger, February 28. **2007** — On the restricted list, May 10 to 18. Traded to the Kansas City Royals for right-handed pitcher Billy Buckner, December 14. **2008** — On the disabled list, June 28 to August 22; included rehabilitation assignment to Omaha, August 17 to 22. **2010** — Traded to the Los Angeles Angels for right-handed pitcher Sean O’Sullivan and left-handed pitcher Will Smith, July 12. **2013** — On the disabled list, April 12 to May 2; included rehabilitation assignment to Inland Empire, April 30 to May 2. Traded to the Oakland Athletics for minor league infielder Grant Green, July 30.

DIVISION SERIES RECORD

Year	Club/Opp.	AVG.	G	AB	R	H	2B	3B	HR	RBI	SH	SF	HP	BB	SO	SB	CS	SLG	OBP	E
2007	ARI vs. CHI																			

(Did not play)

LEAGUE CHAMPIONSHIP SERIES RECORD

Year	Club/Opp.	AVG.	G	AB	R	H	2B	3B	HR	RBI	SH	SF	HP	BB	SO	SB	CS	SLG	OBP	E
2007	ARI vs. COL	.000	2	2	0	0	0	0	0	0	0	0	0	0	0	0	0	.000	.000	0

VS. THE AMERICAN LEAGUE

2012		CAREER											
AVG.	AB	H	HR	RBI	vs. TEAM	AVG.	AB	H	HR	RBI			
.286	21	6	0	2	Baltimore	.314	121	38	1	8			
.286	14	4	0	2	Boston	.244	127	31	1	15			
.310	29	9	0	0	Chicago	.317	167	53	1	20			
.308	26	8	0	3	Cleveland	.281	199	56	3	26			
.318	22	7	2	6	Detroit	.303	175	53	7	24			
.280	25	7	0	3	Kansas City	.297	64	19	1	7			
—	0	0	0	0	Los Angeles	.278	54	15	0	5			
.214	28	6	1	5	Minnesota	.314	226	71	5	23			
.118	17	2	0	3	New York	.278	72	20	1	7			
.255	55	14	0	7	Oakland	.289	190	55	1	19			
.170	53	9	1	7	Seattle	.237	169	40	4	22			
.148	27	4	0	0	Tampa Bay	.220	132	29	2	12			
.246	69	17	2	7	Texas	.258	233	60	3	19			
.346	26	9	2	5	Toronto	.325	126	41	4	16			

VS. THE NATIONAL LEAGUE

2012		CAREER											
AVG.	AB	H	HR	RBI	vs. TEAM	AVG.	AB	H	HR	RBI			
.143	7	1	0	0	Arizona	.118	17	2	0	2			
—	0	0	0	0	Atlanta	.318	22	7	0	3			
—	0	0	0	0	Chicago	—	0	0	0	0			
—	0	0	0	0	Cincinnati	.290	31	9	1	5			
.444	9	4	0	0	Colorado	.298	57	17	0	4			
—	0	0	0	0	Houston	.250	32	8	0	3			
.417	12	5	1	2	Los Angeles	.229	48	11	1	4			
—	0	0	0	0	Miami	.385	13	5	0	0			
—	0	0	0	0	Milwaukee	—	0	0	0	0			
—	0	0	0	0	New York	.190	21	4	0	0			
—	0	0	0	0	Philadelphia	.294	17	5	0	2			
—	0	0	0	0	Pittsburgh	.133	15	2	0	1			
.000	5	0	0	0	San Diego	.115	26	3	0	3			
.250	12	3	1	1	San Francisco	.170	47	8	1	5			
—	0	0	0	0	St. Louis	.176	34	6	0	0			
—	0	0	0	0	Washington	.353	34	12	0	2			

MONTHLY BREAKDOWN

2012		CAREER											
AVG.	AB	H	HR	RBI	by MONTH	AVG.	AB	H	HR	RBI			
.182	44	8	0	2	April	.290	390	113	7	35			
.263	76	20	2	13	May	.271	487	132	7	62			
.301	73	22	3	6	June	.258	364	94	6	28			
.198	86	17	2	11	July	.280	336	94	5	35			
.278	79	22	1	7	August	.282	397	112	5	36			
.292	89	26	2	14	September	.277	462	128	7	59			
.000	10	0	0	0	October	.212	33	7	0	2			

BATTING BREAKDOWN

2012		CAREER											
AVG.	AB	H	HR	RBI	by CATEGORY	AVG.	AB	H	HR	RBI			
.276	217	60	3	21	Home	.284	1223	347	12	112			
.229	240	55	7	32	Road	.267	1246	333	25	145			
.238	143	34	3	22	Day	.278	777	216	12	91			
.258	314	81	7	31	Night	.274	1692	464	25	166			
.258	217	56	6	25	Pre-ASG	.273	1348	368	23	143			
.246	240	59	4	28	Post-ASG	.278	1121	312	14	114			
.306	134	41	5	19	vs. LHP	.306	699	214	10	74			
.229	323	74	5	34	vs. RHP	.263	1770	466	27	183			
.255	110	28	3	42	RISP	.266	582	155	12	215			
.600	5	3	1	9	Bases Loaded	.255	55	14	2	44			
.444	9	4	1	6	Pinch Hitter	.230	74	17	1	9			
—	0	0	0	0	Designated Hitter	.250	4	1	0	1			

BALLPARK BREAKDOWN

	AVG.	AB	H	HR	RBI
Angel Stadium	.270	562	152	4	45
AT&T Park	.154	13	2	0	1
Busch Stadium	.000	13	0	0	0
Camden Yards	.362	58	21	1	2
Chase Field	.216	111	24	0	6
Citi Field	.000	2	0	0	0
Citizens Bank Park	.250	8	2	0	1
Comerica Park	.307	101	31	3	16
Coors Field	.409	22	9	0	1
Dodger Stadium	.154	26	4	1	3
Fenway Park	.171	70	12	1	9
Great American	.111	9	1	0	0
Kauffman Stadium	.310	603	187	9	69
Metrodome	.328	67	22	0	5
Minute Maid Park	.231	13	3	0	0
Nationals Park	.333	12	4	0	0
O.co Coliseum	.283	92	26	0	11
Original Yankee Stadium	.400	5	2	0	0
PETCO Park	.176	17	3	0	3
PNC Park	.133	15	2	0	1
Progressive Field	.309	94	29	2	17
Rangers Ballpark	.260	123	32	2	12
RFK Stadium	.273	11	3	0	0
Rogers Centre	.281	64	18	4	10
Safeco Field	.213	80	17	4	13
Shea Stadium	.200	5	1	0	0
Sun Life Stadium	.250	8	2	0	0
Target Field	.301	73	22	3	13
Tropicana Field	.230	74	17	2	9
Turner Field	.385	13	5	0	0
U.S. Cellular Field	.292	72	21	0	5
Yankee Stadium	.182	33	6	1	5

FIELDING STATISTICS

Second Base

YEAR	PCT.	G	PO	A	E	TC	DP
2006	.947	3	7	11	1	19	2
2007	1.000	10	4	12	0	16	4
2008	1.000	46	74	119	0	193	36
2009	.973	146	233	379	17	629	96
2010	.980	12	19	30	1	50	9
Totals	.979	217	337	551	19	907	147

Third Base

YEAR	PCT.	G	PO	A	E	TC	DP
2006	1.000	2	1	1	0	2	0
2007	.971	18	11	23	1	35	5
2008	1.000	1	1	5	0	6	1
2009	1.000	14	11	13	0	24	2
2010	.970	130	83	239	10	332	25
2011	.959	129	95	255	15	365	27
2012	.963	131	77	235	12	324	19
Totals	.965	425	279	771	38	1082	79

Shortstop

YEAR	PCT.	G	PO	A	E	TC	DP
2006	.929	4	4	9	1	14	2
2007	.947	9	11	25	2	38	3
2008	.960	18	18	30	2	50	8
2009	1.000	1	1	0	0	1	0
Totals	.951	32	34	64	5	103	13

Outfield

YEAR	PCT.	G	PO	A	E	TC	DP
2007	1.000	10	15	1	0	16	0
2008	—	3	0	0	0	0	0
2010	—	1	0	0	0	0	0
Totals	1.000	14	15	1	0	16	0

CALLASPO'S CAREER BESTS

Hits: 4, June 10, 2009 at Cleveland

Home Runs: 2, April 18, 2010 at Minnesota

Runs Batted In: 6, April 18, 2010 at Minnesota

Stolen Bases: 1 (22 times), last: September 8, 2012 vs. Detroit

Hitting Streak: 18, September 7-27, 2008

Hitless Streak (At Bats): 20 (twice), last: July 25-August 1, 2012

Grand Slams: 2, May 26, 2012 at Seattle (Felix Hernandez); June 10, 2009 at Cleveland (Carl Pavano)

Pinch-Hit Home Runs: 1, May 26, 2012 at Seattle (Felix Hernandez)

Inside-The-Park Home Runs: None.

Game Ending Home Runs: None

Lead Off Home Runs: None

**RIGHT-HANDED PITCHER****Height/Weight:** 5-11 / 233**Bats/Throws:** Right / Right**Birthdate:** July 23, 1986**Opening Day Age:** 26**Birthplace/Resides:** New London, Connecticut / Norwich, Connecticut**Major League Service:** 1 year, 11 days**Obtained:** Selected in the 5th round of the 2007 First-Year Player Draft**Contract Status:** First year of a one-year contract through 2013.**NON-ROSTER INVITEE****CAREER HIGHLIGHTS**

Made his Major League debut with Oakland in 2011 and posted a 4.26 ERA in six relief appearances... logged a 4.66 ERA in 11 games in 2012 before undergoing "Tommy John" surgery June 19... is 11-8 with 41 saves and a 2.92 ERA (53 er in 163.1 ip) in 141 appearances, all in relief, over six minor league seasons...has 216 strikeouts in 163.1 innings (11.90 per nine innings) but has also issued 105 walks (5.79 per nine innings)...combined to pitch in just 32 games from 2009-10 due to four stints on the disabled list...led the A's farm system with 28 saves in 2008...pitched for the 2008 Arizona Fall League Champion Phoenix Desert Dogs, leading the league with six saves.

2012 HIGHLIGHTS

Was on the A's Opening Day roster and went 1-1 with a 4.66 ERA in 11 relief appearances over three stints before undergoing "Tommy John" surgery on his right elbow June 19...did not allow a home run in 9.2 innings, but issued 10 walks while striking out eight...allowed a .242 opponents batting average, including .227 (5 for 22) by right-handed hitters and .273 (3 for 11) against left-handed hitters...opponents hit .167 with the bases empty compared to .286 with runners on base...did not allow a run in four outings on one day of rest or fewer (2.2 ip); had a 6.43 ERA (5 er in 7.0 ip) in his other seven appearances...allowed each of his two inherited runners to score...first batters faced were 3-for-10 (.300) with a walk...was charged with his first career loss on Opening Day in Tokyo March 28 against Seattle...entered the game in the 11th inning with the score tied at 1-1 and allowed a RBI single to Ackley in a game the A's would lose 3-1...tossed a career-high tying 2.0 scoreless innings against the Mariners April 6...picked up his first Major League win April 11 against Kansas City when he recorded the final out in the 12th inning of the A's 5-4, 12-inning win...had a 6.23 ERA in five relief appearances when he was optioned to Sacramento April 17...was recalled May 11 and allowed two runs in 2.0 innings over two outings before he was sent back to Sacramento May 16...joined the A's for a third time May 27 and did not allow a run in four games (3.1 ip, 2 h, 2 bb, 4 so) before he was placed on the 15-day disabled list June 6 with a sprained ulnar collateral ligament in his right elbow...was transferred to the 60-day DL June 9...had reconstructive surgery to the ulnar collateral ligament in his right elbow June 19...the surgery was performed in New York City by Dr. David Altchek, medical director of the New York Mets...spent the balance of the season at Triple-A Sacramento where he was 2-0 with a save and a 2.70 ERA in nine relief appearances...walked just one while striking out 21 in 13.1 innings (14.18 strikeouts per nine innings)...did not allow a home run...held the opposition to a .184 batting average, including .167 (4-for-24) against left-handed hitters compared to .200 (5-for-25) against right-handers...opponents were 0-for-12 with no walks when leading off an inning...allowed a .139 batting average with the bases empty compared to .308 with runners on, including .429 with runners in scoring position.

CAREER

2011—Pitched at three different levels in the A's farm system, combining for a 1-0 record with eight saves and a 1.85 ERA in 33 relief appearances with Single-A Stockton, Double-A Midland and Triple-A Sacramento...earned a September promotion to Oakland when rosters expanded and posted a 4.26 ERA in six relief appearances in his Major League debut...allowed a .276 opponents batting average, which included a .143 mark against left-handed hitters and .318 against right-handers...opponents hit .364 with the bases empty, .222 with runners on...first batters faced were 1-for-6...stranded his only two inherited runners...was selected from Sacramento Sept. 2 and made his Major League debut that night against Seattle...tossed a scoreless ninth inning, retiring three of the four batters he faced in a 9-2 A's win...

recorded his first career strikeout in his second outing Sept. 6 against Kansas City (Francoeur)...struck out three batters in 2.0 innings against the Royals...allowed all three of his earned runs in one outing, Sept. 11 at Texas...combined at all three minor league stops for a .181 opponents batting average...that included .145 against right-handed hitters, compared to .236 with both of his home runs against left-handed hitters...struck out 46 batters in 39.0 innings, an average of 10.62 per nine innings...was a perfect 8-for-8 in save opportunities...opponents hit .156 when leading off an inning...yielded a .139 average with the bases empty, .237 with runners on...allowed 7 of 19 (36.8%) inherited runners to score...began the season on the disabled list with a right heel contusion...was reinstated May 20 and pitched in two games with the River Cats (4.50 ERA) before returning to the disabled list May 23 with a strained right forearm...was reinstated from the DL June 2 and transferred to Stockton...went 1-0 with five saves with the Ports and did not allow an earned run in 11.0 innings...right-handed hitters were 0-for-22 off him and he allowed a .108 batting average overall...the win and all five of his saves came over his final six outings, all scoreless (7.0 ip, 2 h, 1 bb, 8 so)...was transferred to Midland July 1 and had three saves and a 3.18 ERA in 11 appearances with the Rockhounds...allowed 5 of 8 (62.5%) inherited runners to score...moved back to Sacramento July 30 and compiled a 1.84 ERA in 11 relief appearances...had no decisions and a 2.16 ERA in 13 relief appearances overall with the River Cats in his Triple-A debut...held the opposition to a .186 batting average, including .077 with runners in scoring position...allowed just 1 of 7 (14.3%) inherited runners to score...did not allow a run over his final eight outings and 12.0 innings...tossed a season-high 2.1 innings in consecutive outings Aug. 14 against Round Rock and Aug. 17 against Albuquerque...pitched for Phoenix in the Arizona Fall League following the season...was 0-2 with a 6.57 ERA in 12 relief appearances...struck out 16 in 12.1 innings.

2010—Missed over two months of the season due to two stints on the disabled list...went 3-3 with a 6.27 ERA in 30 relief appearances with Single-A Stockton...the ERA was the highest of his career but he held the opposition to a .228 batting average...struck out 44 batters in 33.0 innings (12.00 per nine innings) but also issued 34 walks (9.27 per nine innings)...walked two or more in 13 of his 30 appearances...had a career-high seven wild pitches...his opponents batting average included a .214 mark against right-handed hitters and .245 against left-handers...surrendered both of his home runs to lefties...opponents hit .169 with the bases empty, .344 with runners in scoring position...allowed 2 of 6 (33.3%) inherited runners to score...began the season on the disabled list with a right elbow strain...was reinstated May 4...posted a 3.12 ERA over his first eight games but then allowed at least one run in seven consecutive appearances from May 24 to June 12 (10.80 ERA)...did not allow a run over a seven-game stretch from June 15 to July 3 (7.1 innings)...struck out a season-high four batters in 2.0 scoreless innings July 14 against Visalia...placed on the DL for the second time July 23 with a strained right oblique muscle...was reinstated Aug. 27, posting a 5.40 ERA over his final three games...matched his season-high with four strikeouts in 2.0 perfect innings in his final outing Sept. 4 at Bakersfield...made one postseason appearance for the Ports and did not allow a run (1.0 ip, 1 h, 1 bb).

2009—Missed nearly the entire season with right elbow problems...began the season on the disabled list with a right elbow strain...was reinstated June 15...appeared in two games for Single-A Stockton, posting a 4.50 ERA before returning to the DL July 1 with a right elbow strain...missed the remainder of the season.

2008—Led the A's farm system with 28 saves after combining for a 4-4 record and 2.01 ERA in 55 relief appearances with Single-A Stockton and Double-A Midland...24 of the saves came at Midland, which was second most in the Texas League...his 28 saves tied for 11th in all of minor league baseball...had just one blown save for a save percentage of 96.6...allowed a .188 opponents batting average, which included .172 against right-handed hitters and .214 against left-handers...struck out 84 in 62.2 innings (12.1 per nine innings), but also issued 44 walks (6.3 per nine innings)...all four of his home runs allowed were solo shots hit by righties...yielded a .116 average with runners on base...began the year at Stockton and was 1-1 with four saves a 0.90 ERA and .147 opponents batting average in nine relief appearances...was promoted to Midland April 25 where he went 3-3 with a 2.22 ERA and .196 opponents batting average in 46 appearances...his lone blown save came in his third outing May 1 against Corpus Christi...went on to convert each of his final 23 save opportunities...pitched the eighth inning for the South in the Texas League All-Star Game June 25 (1.0 ip, 1 h, 1 r, 1 bb, 1 so)...pitched for the Arizona Fall League Champion Phoenix Desert Dogs, leading the league with six saves...ranked third among AFL relievers in opponents batting (.200)...was 1-0 with a 1.50 ERA in 12 relief appearances.

2007—Was assigned to Single-A Kane County after the A’s selected him in the fifth round of the 2007 draft...was 1-1 with four saves and a 2.03 ERA in 12 relief appearances...did not allow a home run in 13.1 innings and held opponents to a .136 batting average...that included .111 against right-handers and .176 against left-handers...made his professional debut July 21 against Dayton (1.0 ip, 1 r, 2 bb)...notched his first save in his second outing July 24, also against Dayton, tossing a scoreless ninth inning...his first win came Aug. 28 at Peoria (1.2 ip, 1 h, 2 r, 1 bb, 4 so), despite issuing three wild pitches.

PERSONAL/MISCELLANEOUS

Gary Andrew Carignan was originally signed by A’s scout Neil Avent...graduated from Norwich (CT) Free Academy High School...attended the University of North Carolina...led the ACC and tied for fourth nationally with 15 saves in 2006...was named All-ACC in 2007 after tying for the NCAA Division I lead with 18 saves...his great grandfather, Augustine “Lefty” Dugas, played for the Pittsburgh Pirates (1930, 32), Philadelphia Phillies (1933) and Washington Senators (1934).

LIFETIME PITCHING RECORD

Year	Club	W	L	ERA	G	GS	CG	SHO	SV	IP	H	R	ER	HR	HB	BB	IBB	SO	WP	BK
2007	Kane County	1	1	2.03	12	0	0	0	4	13.1	6	7	3	0	0	11	1	19	4	0
2008	Stockton	1	1	0.90	9	0	0	0	4	10.0	5	1	1	0	1	5	0	17	1	0
	Midland	3	3	2.22	46	0	0	0	24	52.2	36	15	13	4	3	39	1	67	4	0
2009	Stockton	0	0	4.50	2	0	0	0	0	2.0	1	1	1	0	0	3	0	2	0	0
2010	Stockton	3	3	6.27	30	0	0	0	0	33.0	28	31	23	2	5	34	0	44	7	0
2011	Sacramento	0	0	2.16	13	0	0	0	0	16.2	11	5	4	1	1	7	0	19	0	0
	Stockton	1	0	0.00	9	0	0	0	5	11.0	4	1	0	0	1	2	0	12	1	0
	Midland	0	0	3.18	11	0	0	0	3	11.1	10	4	4	1	1	3	0	15	0	0
	OAKLAND	0	0	4.26	6	0	0	0	0	6.1	8	4	3	1	0	2	0	5	1	0
2012	OAKLAND	1	1	4.66	11	0	0	0	0	9.2	8	5	5	0	0	10	0	8	1	0
	Sacramento	2	0	2.70	9	0	0	0	1	13.1	9	4	4	0	0	1	0	21	0	0
ML Totals		1	1	4.50	17	0	0	0	0	16.0	16	9	8	1	0	12	0	13	2	0
Minor League Totals		11	8	2.92	141	0	0	0	41	163.1	110	69	53	8	12	105	2	216	17	0

CAREER TRANSACTIONS

2007 — Selected by the Oakland Athletics organization in the 5th round of the First-Year Player Draft. **2012** — On the disabled list, June 6 to October 28.

VS. THE AMERICAN LEAGUE

2012		CAREER												
ERA	W	L	S	G	IP	ER	vs. TEAM	ERA	W	L	S	G	IP	ER
18.00	0	0	0	1	1.0	2	Detroit	13.50	0	0	0	2	1.1	2
0.00	1	0	0	4	2.2	0	Kansas City	0.00	1	0	0	5	4.2	0
4.50	0	0	0	2	2.0	1	Los Angeles	2.70	0	0	0	4	3.1	1
0.00	0	0	0	1	1.0	0	Minnesota	0.00	0	0	0	1	1.0	0
7.71	0	1	0	2	2.1	2	Seattle	5.40	0	1	0	3	3.1	2
0.00	0	0	0	1	0.2	0	Texas	11.57	0	0	0	2	2.1	3

MONTHLY BREAKDOWN

2012		CAREER												
ERA	W	L	S	G	IP	ER	by MONTH	ERA	W	L	S	G	IP	ER
54.00	0	1	0	1	0.1	2	March	54.00	0	1	0	1	0.1	2
2.25	1	0	0	4	4.0	1	April	2.25	1	0	0	4	4.0	1
6.00	0	0	0	3	3.0	2	May	6.00	0	0	0	3	3.0	2
0.00	0	0	0	3	2.1	0	June	0.00	0	0	0	3	2.1	0
—	0	0	0	0	0.0	0	July	—	0	0	0	0	0.0	0
—	0	0	0	0	0.0	0	August	—	0	0	0	0	0.0	0
—	0	0	0	0	0.0	0	September	4.26	0	0	0	6	6.1	3

PITCHING BREAKDOWN

2012		CAREER												
ERA	W	L	S	G	IP	ER	by CATEGORY	ERA	W	L	S	G	IP	ER
7.20	1	1	0	6	5.0	4	Home	3.86	1	1	0	10	9.1	4
1.93	0	0	0	5	4.2	1	Road	5.40	0	0	0	7	6.2	4
0.00	1	0	0	4	3.1	0	Day	4.26	1	0	0	7	6.1	3
7.11	0	1	0	7	6.1	5	Night	4.66	0	1	0	10	9.2	5
4.66	1	1	0	11	9.2	5	Pre-ASG	4.66	1	1	0	11	9.2	5
—	0	0	0	0	0.0	0	Post-ASG	4.26	0	0	0	6	6.1	3
—	0	0	0	0	0.0	0	Starter	—	0	0	0	0	0.0	0
4.66	1	1	0	11	9.2	5	Reliever	4.50	1	1	0	17	16.0	8

BALLPARK BREAKDOWN

	ERA	W	L	S	G	IP	ER
Angel Stadium	3.86	0	0	0	3	2.1	1
Ballpark in Arlington	16.20	0	0	0	1	1.2	3
Kauffman Stadium	0.00	0	0	0	2	1.2	0
O.co Coliseum	2.00	1	0	0	9	9.0	2
Target Field	0.00	0	0	0	1	1.0	0
Tokyo Dome	54.00	0	1	0	1	0.1	2

FIELDING STATISTICS

Pitcher									
Year	Pct.	G	PO	A	E	TC	DP		
2011	1.000	6	0	1	0	1	0		
2012	—	11	0	0	0	0	0		
Totals	1.000	17	0	1	0	1	0		

CARIGNAN'S CAREER BESTS


Low Hit Complete Game: None
Innings Pitched: 2.0 (twice), last: April 6, 2012 vs. Seattle
Strikeouts: 3, September 6, 2011 vs. Kansas City
Longest Winning Streak: 1, April 11, 2012 to present
Longest Losing Streak: 1, March 28, 2012
Longest Scoreless Streak: 4.1, May 15, 2012 to present

RECENT NON-ROSTER INVITEES TO PLAY FOR OAKLAND

2012: Jim Miller, Brandon Moss, Evan Scribner
2011: Andy LaRoche, Jai Miller
2010: Cedrick Bowers
2009: Kevin Cameron, Matt Carson
2008: Brooks Conrad, Kirk Saarloos, Mike Sweeney
2007: J.J. Furmaniak, Erasmo Ramirez
2006: Doug Clark, Randy Keisler
2005: Hiram Bocachica, Jermaine Clark, Britt Reames
2004: Ramon Castro
2003: Mike Edwards, David McCarty, Adam Melhuse
2002: Jose Flores, Larry Sutton
2001: Andy Abad, Erik Hiljus, Robin Jennings, Tom Wilson
2000: Jon Ratliff, Rich Sauveur, Jeff Tam
1999: John Jaha, Kevin Jarvis

1998: Jim Dougherty, Gil Heredia, Kevin Mitchell, Jack Voigt
1997: Patrick Lennon, Richie Lewis, Dave Magadan, Mike Oquist
1996: Rafael Bournigal, Paul Fletcher, Buddy Groom, Torey Lovullo, Matt Stairs, Dave Telgheder
1994: Geronimo Berroa, Steve Ontiveros, Ed Vosberg
1993: Dale Sveum, Curt Young
1992: Rich Gossage, Mike Kingery, Jeff Parrett
1991: Brad Komminsk
1989: Chris Bando, Billy Beane, Bill Dawley, Brian Snider

Note: List only includes players not with the A's organization the previous year

**FIRST BASEMAN****Height/Weight:** 6-4 / 244**Bats/Throws:** Right / Right**Birthdate:** December 18, 1986**Opening Day Age:** 26**Birthplace/Resides:** Redwood City, California / Las Vegas, Nevada**Major League Service:** 159 days**Obtained:** Acquired from the Arizona Diamondbacks with pitchers Brett Anderson, Dana Eveland and Greg Smith and outfielders Aaron Cunningham and Carlos Gonzalez for pitchers Dan Haren and Connor Robertson, December 14, 2007**Contract Status:** First year of a one-year contract through 2013.**CAREER HIGHLIGHTS**

Hit .239 with 16 home runs and 39 RBI in 67 games in 2012 after combining for a .167 average, three home runs and seven RBI in 39 games with the A's over his first two seasons...has a .283 (.879 for 3108) average with 182 home runs and 639 RBI in 826 minor league games in eight seasons...also has 209 doubles and 15 triples for a .535 slugging percentage, while his 442 walks fuel a .378 on-base percentage...was ranked as the A's second best prospect by *Baseball America* following the 2010 season...set an Oakland record for consecutive hitless at-bats to start a career in 2010 (0-for-33) before going 13-for-38 (.342) over his final 13 games in his debut...named to the Pacific Coast League Postseason All-Star Team in 2010 when he tied for ninth in the minors in home runs (31)...was named the A's Organizational Player of the Year in 2008 and 2009...was named Texas League Player of the Year in 2009, leading all of Minor League Baseball with 179 hits...also played for the United States in the All-Star Futures Game at St. Louis...was originally a 15th round pick of the Chicago White Sox in 2005...was traded to Arizona Dec. 3, 2007 before being dealt to the A's, along with five others players, in the Dan Haren trade 11 days later.

2012 HIGHLIGHTS

Joined the A's at the end of June and batted .239 with 16 home runs and 39 RBI in 67 games in his third season with Oakland...hit .167 with three home runs and seven RBI in 39 games over his first two seasons...his 16 home runs tied for fourth most in Major League history by a player with fewer than 70 games played...they were second most by an Athletic to Jose Canseco, who hit 17 home runs in 65 games in 1989...added 12 doubles and more than half of his hits were for extra bases (28 of 52, 53.8%)...drew 39 walks, which ranked third among American League rookies...also ranked third among AL rookies in home runs and fifth in RBI, runs scored (38) and extra base hits (28)...38 of his walks came after the All-Star Break, which ranked ninth in the AL...was 10th in the AL in post-break strikeouts (78)...hit .237 (32-for-135) against right-handed pitching compared to .241 (20-for-83) against left-handers...had 24 of his 39 walks against lefties for a .404 on-base percentage...had a .311 mark against right-handers...hit 11 of his 16 home runs on the road...has 13 of his 19 career home runs in away games...batted .269 at night compared to .178 during the day...now has a .176 (21-for-119) career average during the day...started 51 games at first base, which tied for the team-lead, and also made eight starts at designated hitter...committed six errors in 55 games overall at first, which tied for sixth most among AL first baseman...hit .300 (9-for-30) with two doubles, three home runs and six RBI as the DH...was 1-for-4 (.250) with a home run, four RBI and two walks as a pinch hitter...tied for sixth among AL pinch hitters in RBI...made a team-leading 43 starts batting fifth.

MOST HOME RUNS, MAJOR LEAGUE HISTORY, FEWER THAN 70 GAMES

- 19 Adam Dunn, CIN 2001 (66)
- 18 Troy Glaus, ANA 2004 (58)
- 17 Jose Canseco, OAK 1989 (65)
- 16 **Chris Carter, OAK 2012 (67)**
- 16 Karim Garcia, NYY/CLE 2002 (53)
- 16 Russell Branyan, CLE 2000 (67)
- 16 Gary Sheffield, FLA 1995 (63)
- 16 Dick Stuart, PIT 1958 (67)

Number in parentheses is games played

OAKLAND: Was recalled from Sacramento June 29 and homered in each of his first two games and three of his first four, including July 6 against Seattle when he hit the pinch-hit game-ending three-run home run in the 11th inning...became the first rookie in Athletics history with a pinch-hit "walk-off" home run...was the 10th player in Oakland history with a pinch-hit game-ending home run...was the

first Athletic with a pinch-hit “walk-off” home run in extra innings since Paul Lehner on April 22, 1950 against Boston...the three RBI were a career-high...also had three RBI games July 14 at Minnesota and July 25 at Toronto...homered in back-to-back games a second time July 14 and 15 at Minnesota, giving him a .346 batting average, 10 runs, five home runs and nine RBI in his first nine games...then hit .193 with 15 walks (.361 on-base percentage) over his next 18 games from July 17 to Aug. 6...had a career-high tying six-game hitting streak from July 27 to Aug. 1...went 7-for-22 (.318) with two home runs, five RBI and five walks during the streak...the home runs came in back-to-back games July 27 and 28 at Baltimore, giving him eight home runs and 16 RBI in his first 18 games...would homer just eight times over his final 49 games...committed two errors July 29 at Baltimore and had five errors over his first 23 games at first base through Aug. 8...made just one over his final 32 games at first...had his first career three-hit game Aug. 11 at Chicago (AL)...matched that Aug. 28 at Cleveland...drove in a run in six consecutive games from Aug. 25 to Sept. 1 (eight RBI total)...homered four times over an eight-game span from Aug. 25 to Sept. 3...went 9-for-60 (.150) with 31 strikeouts in 18 games in September...struck out a career-high four times Sept. 8 at Seattle...fanned at least once in each of his last 18 games, which is one short of the Oakland record for consecutive games with a strikeout by a non-pitcher (19, Jack Cust: June 24-July 12, 2008 and July 18-Aug. 14, 2008)...was on the A’s roster for the ALDS against Detroit but did not appear in a game.

SACRAMENTO: Batted .279 with 12 home runs and 53 RBI in 72 games with Sacramento before his promotion to Oakland...hit .296 (58-for-196) with 10 of his 12 home runs against right-handed pitching compared to .238 (19-for-80) against left-handers...was batting .315 over his first 27 games through the first game of a doubleheader May 5...then went 20-for-105 (.190) over his next 28 games through June 7...hit .365 over his final 17 games...hit nine of his 12 home runs on the road...eight came with runners on base and eight came in the first three innings of a game...batted .362 during the day, .257 at night...had .303 average with runners in scoring position...appeared exclusively at first base on defense where he played 47 games...also hit .289 with two home runs and 11 RBI in 25 games at designated hitter...batted third 45 times, fourth 26 times and fifth once...had a season-high seven-game hitting streak from April 20 to 27...went 11-for-29 (.379) during the streak with three home runs and 12 RBI...all three of the home runs and five of the RBI came in one game, April 22 at Reno...had back-to-back two-homer games May 17 and 18 at Albuquerque...scored a season high four runs and had a season-high six RBI on the 17th and was 6-for-10 with six runs and 10 RBI in the two-game stretch...drove in a run in seven consecutive games from May 22-29 (11 RBI total)...matched his season-high with four runs June 20 against Fresno.

CAREER

2011—Spent most of the season with Triple-A Sacramento...batted .136 with no extra base hits and no RBI in 15 games in two stints with Oakland...struck out 20 times in 46 plate appearances with the A’s...went 5-for-24 (.208) against right-handed pitching and just 1-for-20 (.050) against left-handers...was 0-for-7 with runners in scoring position...went 5-for-22 (.227) against a pitcher the first time he saw him in a game, 1-for-22 (.045) after that...appeared in 11 games, including nine starts, at first base...also went 2-for-13 (.154) in four starts at designated hitter...was 0-for-1 as a pinch hitter...was recalled for the first time June 23 and made his first Major League appearance at first base that day at New York (NL)...went 4-for-16 (.250) over his first five games, then went 0-for-14 over his next five contests...was batting .133 in 10 games overall when he was optioned to Sacramento July 15...returned to Oakland Sept. 17 following the conclusion of the River Cats season and went 2 for 14 (.143) in five games...singled in the ninth inning Sept. 25 at Los Angeles to snap a 0-for-22 streak...struck out 14 times during the streak...batted .274 with 18 home runs and 72 RBI in 75 games with the River Cats...finished second on the club in RBI...added 18 doubles and two triples for a .530 slugging percentage...his 42 walks contributed to a .366 on-base percentage...also hit three home runs during a six-game rehab assignment with Single-A Stockton...had 21 minor league home runs overall...it marked his fifth consecutive season with 20 or more home runs...ranked third in the A’s farm system in home runs, RBI (79) and slugging percentage (.544)...with Sacramento, hit .286 with 14 of his 18 home runs against right-handed pitching, compared to .241 against left-handers...11 of his home runs came with runners on base...batted .235 before the All-Star Break, .289 after the break...hit .311 with runners in scoring position...appeared in 49 games at first base, seven in left field and three at third base...also hit .246 in 18 games at designated hitter...saw his most playing time batting fourth with 42 games...went 3-for-5 with his first home run and five RBI April 15 at Tacoma...was batting .173 with two home runs and 13 RBI in 14 games when he was placed on the disabled list April 22 with a sprained left wrist...went

8-for-24 (.333) with three home runs and seven RBI during a six-game rehab assignment with Stockton June 6-12...returned to Sacramento June 13 and had his first two-homer game of the season the next day at Salt Lake City...was batting .235 with five home runs and 21 RBI in 23 games overall when he was promoted to Oakland June 23...rejoined the River Cats July 15 and went 6-for-42 (.143) over his first 10 games...then went 4-for-6 against Reno July 4...hit .354 over a 12-game span from Aug. 14-25...drove in a run in seven consecutive games from Aug. 19-25 (17 RBI total)...had his second two-homer game of the season Aug. 22 at Tucson...drove in four runs that day and had four RBI the next day, also at Tucson...finished August with seven home runs and 28 RBI in 29 games...then went 14-for-28 (.500) with 10 runs scored, five doubles, two home runs, nine RBI and five multiple-hit games in five September games...was 5-for-5 with three runs, a double, home run and a season-high six RBI at Colorado Springs Sept. 3... hit .370 (10-for-27) with nine runs, eight walks, four home runs and nine RBI in eight postseason games...including postseason, he batted .349 with 32 runs, 10 doubles, 11 home runs and 39 RBI over his final 26 minor league games.

2010—The A's two-time Organizational Player of the Year made his Major League debut in 2010...after setting an Oakland record for consecutive hitless at bats to start a career (0-for-33), went 13 for 38 (.342) with three home runs and seven RBI over his final 13 games...batted .186 in 24 games overall during two stints with the A's...hit .389 in Oakland and .115 on the road...made 22 starts in left field and one at designated hitter...was recalled from Sacramento Aug. 9 and made his ML debut that night at Seattle...started in left field and went 0 for 3 with two strikeouts...started each of his first six games with the A's in left field and went 0 for 19 with nine strikeouts before he was optioned back to Sacramento Aug. 16...struck out in each of those six games, which matched what was then the Oakland record for consecutive games with a strikeout to start a career...returned to Oakland Sept. 14 following the conclusion of Sacramento's season...extended his career opening hitless streak to 33 at bats before singling off Scott Linebrink to lead off the seventh inning Sept. 20 against Chicago...it broke the Oakland record of 25 consecutive hitless at bats to start a career (set by Bill McNulty July 9, 1969-Sept. 30, 1972) and was the longest in the majors by a non-pitcher since Vic Harris had a 0-for-36 streak with Texas in 1972...hit safely in all six of his games in the Coliseum, including Sept. 22 against Chicago when he belted his first Major League home run, a solo shot off Edwin Jackson in the third inning...extended his road hitless streak to an Oakland-record 38 at bats before singling in the fifth inning Sept. 29 at Los Angeles...broke the previous mark of 34 by Jermaine Dye in 2003...homered twice in the season-ending four-game series at Seattle, going 5 for 12 (.417) with five RBI and three walks...was named the A's second best prospect by *Baseball America* following the season...was also tabbed as the Best Power Hitter in the A's organization in the magazines' Best Tools survey for prospects following the 2010 season...batted .258 with 31 home runs and 94 RBI in 125 games with Sacramento...the batting average was the lowest mark of his career but the home runs were second best...was named to the Pacific Coast League Postseason All-Star Team as an outfielder after ranking fourth in the league in home runs and fifth in RBI, runs scored (92) and walks (73)...his 31 home runs tied for ninth in all of minor league baseball...was also named to the Topps/Minor League Baseball Triple-A All-Star team...led the A's farm system in home runs and ranked second in RBI...led Sacramento in doubles (29), home runs, RBI and total bases (246)...hit .294 against left-handed pitching...hit .298 with 16 home runs and 40 RBI in 48 games from July 1 through the end of the season...appeared in 96 games at first base, 23 in left field and five in right field but made 19 of his last 24 appearances in left...batted .284 over his first 19 games but then hit .217 over a 73-game stretch from April 30 to July 18...had his first of three two-homer games May 9 against Colorado Springs and also drove in a season-high six runs...connected for his second two-homer game May 31 at Reno...reached base safely via hit or walk in 29 consecutive games from July 1 to Aug. 1...batted .306 with nine home runs, 22 RBI and a .421 on-base percentage over that span...went 4 for 6 with two home runs July 19 at Colorado Springs...was promoted to Oakland Aug. 9...went 9 for 41 (.220) with four home runs and five RBI in 12 games following his option back to Sacramento Aug. 16 before going on the disabled list Aug. 28 with a sprained left thumb...missed the remainder of the regular season but was reinstated from the DL Sept. 8 and went 1 for 5 (.200) with a home run, RBI and two walks in two postseason games against Tacoma...was ranked 28th on *Baseball America's* Top 100 Prospects List prior to the start of the season.

2009—Was named the A's Organizational Player of the Year for the second consecutive season after batting a combined .329 with 28 home runs and 115 RBI in 138 games with Double-A Midland and Triple-A Sacramento...was also named Texas League Player of the Year after hitting .337 with 24 home runs and 101 RBI in 125 games with Midland...led all of Minor League Baseball with 179 hits and tied

for the lead with 310 total bases...was named to the *Baseball America* Minor League All-Star Team and was also listed as the A's top prospect by the magazine following the season...also ranked second in the minors in RBI, tied for second in extra base hits (73), third in runs scored (115), tied for eighth in doubles (43) and tied for 10th in slugging (.570)...led the Texas League in runs (108), doubles (41), walks (82), on-base percentage (.435), slugging percentage (.576), extra base hits (67) and total bases (282), ranked second in batting, home runs and hits (165) and third in RBI...was also named to the TL Midseason and Postseason All-Star Teams and the Topps/Minor League Baseball Double-A All-Star Team...led the A's farm system in runs, hits, doubles, RBI, walks, slugging percentage, extra base hits and total bases and ranked second in batting, home runs and on-base percentage...batted .322 with 24 of his 28 home runs against right-handers...hit .324 in June, .365 in July and .398 in August...batted .396 when leading off an inning...led TL first basemen with a .993 fielding percentage and 107 double plays in 105 games...including his time with Sacramento, he appeared in 112 games at first base, nine in left field, five in right field and one at third base...was named the best batting prospect, best power prospect and third best prospect overall in the Texas League by *Baseball America*...was ranked #76 on the magazine's Top 100 Prospects list prior to the season...had six RBI June 28 against San Antonio...played for the United States team in the All-Star Futures game in St. Louis and was 0 for 3...had a 25-game hitting streak from July 17 to Aug. 10...hit .474 (46 for 97) with 31 runs, 12 doubles, one triple, seven home runs (.835 slugging percentage) and 27 RBI during the streak...was named Texas League Player of the Week three times over his final four weeks with Midland (July 27 to Aug. 3, Aug. 3 to 10 and Aug. 17 to 24)...was promoted to Sacramento Aug. 26...hit three home runs and drove in seven runs Aug. 31 at Reno...batted .296 (8 for 27) with four home runs and six RBI in seven postseason games...added six runs, a double and four walks...played for Guasave in the Mexican-Pacific Winter League and hit .212 with five home runs and 10 RBI in 17 games.

2008—Was named the A's Organizational Player of the Year and the A's Minor League Player of the Year by *Baseball America* after batting .259 with 39 home runs and 104 RBI in 137 games with Single-A Stockton...his home runs tied for second most in all of minor league baseball...led all minor leaguers with 75 extra base hits and 288 total bases and tied for fourth in runs (101)...led the California League in games, runs, home runs, RBI, slugging percentage (.569), extra base hits and total bases...was voted California League Rookie of the Year and was named to the CL postseason All-Star Team...was also named to *Baseball America*'s High Class-A All-Star team...topped the A's farm system in runs, home runs, slugging percentage, extra base hits and total bases...was named the A's sixth best prospect by *Baseball America* following the season and was also tabbed as the A's Best Power Hitter in the magazine's Best Tools survey...appeared in 46 games at designated hitter, 41 at first base, 41 at third base and 14 in right field...committed 25 errors, including 14 as a third baseman (.846 fielding percentage), 10 at first base (.974) and one in right field (.909)...received his first of three CL Player of the Week honors for the week of April 14-20 when he hit .375 with five home runs, 14 RBI, nine runs scored and six walks...had three home runs, six RBI and five runs scored April 19 at Rancho Cucamonga...also homered twice June 4 and July 9 at Bakersfield and June 19 at High Desert...hit .319 with nine home runs and 28 RBI in 26 games in June...was named CL Player of the Week, June 16-22, after batting .360 with five home runs and 11 RBI...had a grand slam and a season high tying six RBI July 13 against San Jose...homered in four consecutive games from Aug. 7-10 and was named CL Player of the Week, Aug. 4-10, after batting .476 with five home runs and 11 RBI...finished August with 11 home runs and 20 RBI in 29 games...hit .318 (14 for 44) with 11 runs, three doubles, a triple, five home runs, 18 RBI and nine walks (.431 on-base percentage) in 12 postseason games to lead Stockton to the California League Championship...then played for North Shore Honu in the Hawaii Winter Baseball League and batted .228 with two home runs and seven RBI in 23 games...added 17 walks for a .386 on-base percentage.

2007—Spent the entire season at Single-A Kannapolis in the Chicago White Sox organization and batted .291 with 25 home runs and 93 RBI in 126 games...was named to the South Atlantic League postseason All-Star Team after finishing third in the league in home runs and tying for third in RBI...was also named a Low Class-A All-Star by *Baseball America*...tied for the lead in the White Sox farm system in home runs and RBI...led Kannapolis in home runs, walks (67) and slugging percentage (.522) and tied for the team lead in runs (84) and RBI...batted .341 against left-handed pitching, .305 with runners in scoring position and .358 at home...hit safely in a season best 16 consecutive games from April 28 to May 14...batted .409 during the streak with five home runs and 15 RBI...had his first of two two-homer games May 19 against Lexington...hit .336 with eight home runs and 29 RBI in 30 games in May...added 21 walks for a .440 on-base percentage...had two home runs and five runs scored June 16 against

Greensboro...started at designated hitter for the South All-Stars in the SAL All-Star Game and was 0 for 2 with a walk...was traded twice over a 12-day span in December...was dealt by Chicago to Arizona Dec. 3 for outfielder Carlos Quentin and was one of six players the Diamondbacks sent to the A's Dec. 14 in the Dan Haren trade...was rated by *Baseball America* as the eighth best prospect in the Arizona organization before the trade and the 10th best prospect in the A's system following the deal.

2006—Began the season at Single-A Kannapolis of the South Atlantic League and hit .130 in 13 games before he was sent to extended spring training April 28...joined Great Falls of the Pioneer Rookie League when its season opened in June and hit .299 with 15 home runs and 59 RBI in 69 games...combined for a .273 batting average, 16 home runs and 64 RBI in 82 games overall...was named to the PL postseason All-Star Team after leading the league in home runs and extra base hits (37) and tying for the lead in total bases (143) and intentional walks (5)...was named a Rookie League All-Star by *Baseball America*...was named PL Player of the Week June 19-25 after batting .545 with three home runs and nine RBI in six games...had a grand slam and five RBI Aug. 1 at Missoula...was named the 10th best prospect in the White Sox organization by *Baseball America* following the season.

2005—Made his professional debut at Bristol of the Rookie Appalachian League and hit .283 with 10 home runs and 37 RBI in 65 games...led his team in games, home runs, slugging (.485) and strikeouts (64)...batted .302 with nine of his 10 home runs and 35 of his 37 RBI against right-handed pitching...appeared in 38 games at third base, 20 at first base and one at shortstop...hit his first professional home run June 26 at Kingsport...had two home runs, five RBI and four runs scored Aug. 9 at Johnson City.

PERSONAL/MISCELLANEOUS

Vernon Christopher Carter was originally signed by White Sox scout George Kachigian...graduated from Sierra Vista (NV) High School in 2005...hit .343 with seven home runs and 35 RBI as a senior and .358 with four home runs and 29 RBI during his junior campaign.

LIFETIME PLAYING RECORD

Year	Club	AVG.	G	AB	R	H	2B	3B	HR	RBI	SH	SF	HP	BB	SO	SB	CS	SLG	OBP	E
2005	Bristol	.283	65	233	33	66	17	0	10	37	2	2	8	17	64	2	1	.485	.350	16
2006	Kannapolis	.130	13	46	4	6	3	0	1	5	0	0	1	5	17	0	0	.261	.231	4
	Great Falls	.299	69	251	37	75	21	1	15	59	0	1	8	34	70	4	4	.570	.398	16
2007	Kannapolis	.291	126	467	84	136	27	3	25	93	0	5	6	67	112	3	2	.522	.383	11
2008	Stockton	.259	137	506	101	131	32	4	39	104	0	6	7	77	156	4	0	.569	.361	25
	Midland	.337	125	490	108	165	41	2	24	101	0	10	11	82	119	13	5	.576	.435	7
2009	Sacramento	.259	13	54	7	14	2	0	4	14	0	1	0	3	14	0	1	.519	.293	1
	Sacramento	.258	125	465	92	120	29	2	31	94	0	5	8	73	138	1	1	.529	.365	12
2010	OAKLAND	.186	24	70	8	13	1	0	3	7	0	1	0	7	21	1	0	.329	.256	2
	Sacramento	.274	75	296	55	81	18	2	18	72	0	3	3	42	85	5	1	.530	.366	3
2011	Stockton	.333	6	24	3	8	0	0	3	7	0	0	0	4	8	0	0	.708	.429	1
	OAKLAND	.136	15	44	2	6	0	0	0	0	0	0	2	20	0	0	0	.136	.174	1
2012	Sacramento	.279	72	276	48	77	19	1	12	53	0	6	4	38	74	5	1	.486	.367	4
	OAKLAND	.239	67	218	38	52	12	0	16	39	0	3	0	39	83	0	0	.514	.350	6
ML Totals		.214	106	332	48	71	13	0	19	46	0	4	0	48	124	1	0	.425	.310	9

CAREER TRANSACTIONS

2005 — Selected by the Chicago White Sox organization in the 15th round of the First-Year Player Draft. **2007** — Traded to the Arizona Diamondbacks for outfielder Carlos Quentin, December 3. Traded to the Oakland Athletics with pitchers Brett Anderson, Dana Eveland and Greg Smith and outfielders Aaron Cunningham and Carlos Gonzalez for pitchers Dan Haren and Connor Robertson, December 14.

DIVISION SERIES RECORD

Year	Club/Opp	AVG.	G	AB	R	H	2B	3B	HR	RBI	SH	SF	HP	BB	SO	SB	CS	SLG	OBP	E
2012	OAK vs. DET																			

(Did not play)

VS. THE AMERICAN LEAGUE

2012		CAREER								
AVG.	AB	H	HR	RBI	vs. TEAM	AVG.	AB	H	HR	RBI
.238	21	5	2	6	Baltimore	.238	21	5	2	6
.333	9	3	1	1	Boston	.333	9	3	1	1
.308	13	4	0	2	Chicago	.381	21	8	1	3
.435	23	10	1	6	Cleveland	.435	23	10	1	6
.000	7	0	0	0	Detroit	.000	10	0	0	0
.222	9	2	0	0	Kansas City	.143	14	2	0	0
.350	20	7	2	3	Los Angeles	.300	30	9	2	3
.190	21	4	2	5	Minnesota	.103	39	4	2	5
.214	14	3	1	2	New York	.214	14	3	1	2
—	0	0	0	0	Oakland	—	0	0	0	0
.077	13	1	1	3	Seattle	.152	46	7	3	8
.250	20	5	1	3	Tampa Bay	.250	20	5	1	3
.222	27	6	3	4	Texas	.188	48	9	3	5
.095	21	2	2	4	Toronto	.095	21	2	2	4

VS. THE NATIONAL LEAGUE

2012		CAREER								
AVG.	AB	H	HR	RBI	vs. TEAM	AVG.	AB	H	HR	RBI
—	0	0	0	0	Arizona	.273	11	3	0	0
—	0	0	0	0	Florida	.250	4	1	0	0
—	0	0	0	0	New York	.000	1	0	0	0

MONTHLY BREAKDOWN

2012		CAREER								
AVG.	AB	H	HR	RBI	by MONTH	AVG.	AB	H	HR	RBI
.429	7	3	2	2	June	.333	12	4	2	2
.254	59	15	6	15	July	.214	84	18	6	15
.275	91	25	4	14	August	.227	110	25	4	14
.150	60	9	4	8	September	.179	117	21	6	12
.000	1	0	0	0	October	.333	9	3	1	3

BATTING BREAKDOWN

2012		CAREER								
AVG.	AB	H	HR	RBI	by CATEGORY	AVG.	AB	H	HR	RBI
.240	96	23	5	13	Home	.241	141	34	6	15
.238	122	29	11	26	Road	.194	191	37	13	31
.178	73	13	5	9	Day	.176	119	21	6	11
.269	145	39	11	30	Night	.235	213	50	13	35
.353	17	6	3	5	Pre-ASG	.213	47	10	3	5
.229	201	46	13	34	Post-ASG	.214	285	61	16	41
.241	83	20	5	17	vs. LHP	.203	123	25	5	18
.237	135	32	11	22	vs. RHP	.220	209	46	14	28
.220	50	11	3	22	RISP	.169	71	12	3	24
.500	2	1	0	4	Bases Loaded	.667	3	2	0	5
.250	4	1	1	4	Pinch Hitter	.167	6	1	1	4
.300	30	9	3	6	Designated Hitter	.229	48	11	3	6

BALLPARK BREAKDOWN

	AVG.	AB	H	HR	RBI
Angel Stadium	.167	12	2	0	0
Ballpark in Arlington	.194	31	6	3	4
Camden Yards	.333	12	4	2	4
Citi Field	.000	1	0	0	0
Comerica Park	.000	7	0	0	0
Kauffman Stadium	.143	14	2	0	0
O.co Coliseum	.241	141	34	6	15
Progressive Field	.429	14	6	1	5
Rogers Centre	.100	10	1	1	3
Safeco Field	.176	34	6	2	5
Target Field	.111	27	3	2	4
Tropicana Field	.200	10	2	1	2
U.S. Cellular Field	.308	13	4	0	2
Yankee Stadium	.167	6	1	1	2

FIELDING STATISTICS

First Base

YEAR	PCT.	G	PO	A	E	TC	DP
2011	.986	11	64	4	1	69	5
2012	.987	55	433	14	6	453	29
Totals	.987	66	497	18	7	522	34

Outfield

YEAR	PCT.	G	PO	A	E	TC	DP
2010	.926	22	25	0	2	27	0
Totals	.926	22	25	0	2	27	0

CARTER'S CAREER BESTS

Hits: 3 (twice), last: August 28, 2012 at Cleveland

Home Runs: 1 (19 times), last: September 25, 2012 at Texas

Runs Batted In: 3 (three times), last: July 25, 2012 at Toronto

Stolen Bases: 1, September 27, 2010 at Los Angeles (AL)

Hitting Streak: 6 (twice), last: July 27 to August 1, 2012

Hitless Streak (At Bats): 33, August 9 to September 20, 2010

Grand Slams: None.

Pinch-Hit Home Runs: 1, July 6, 2012 vs. Seattle (Steve Delabar).

Inside-The-Park Home Runs: None.

Game Ending Home Runs: 1, July 6, 2012 vs. Seattle (Steve Delabar).

Lead Off Home Runs: None.

**OUTFIELDER****Height/Weight:** 5-10 / 210**Bats/Throws:** Right / Right**Birthdate:** October 18, 1985**Opening Day Age:** 27**Birthplace/Resides:** Granma, Cuba / Santiago, Dominican Republic**Major League Service:** 1 year**Obtained:** Signed as a non-drafted free agent, March 3, 2012**Contract Status:** Second year of a four-year contract through 2015.**CAREER HIGHLIGHTS**

Played for Granma in Cuba's Serie Nacional for eight seasons before defecting to the Dominican Republic following the 2010-11 season...signed with the A's in March, 2012 and batted .292 with 23 home runs and 82 RBI in 129 games in his Major League debut...hit .323 (668-for-2069) with 145 home runs and 464 RBI in 528 games over his final six seasons in Cuba...added 119 doubles and 14 triples for a .604 slugging percentage...has a .565 career slugging percentage, which ranks ninth all-time in Cuba...had 177 career home runs...led the league in runs (89) and RBI (99) and tied for the league lead in home runs (33), while batting .333 in 90 games during his final season in 2010-11...played for Cuba in the 2009 World Baseball Classic and hit .458 with two home runs and five RBI in six games...led Cuba's Serie Nacional in runs scored in 2006-07 (79) and 2005-06 (89).

2012 HIGHLIGHTS

The 26-year-old rookie from Cuba batted a team-leading .292 with 23 home runs and 82 RBI in 129 games in his first year in the United States...also led the A's in on-base percentage (.356) and slugging percentage (.505)...his batting average was second best in Oakland history among rookies that qualified for the batting title (.307, Mitchell Page in 1977)...also had the third best slugging percentage and fifth best on-base percentage...had the third best home run total by an Oakland rookie, was fourth in RBI, tied for fourth in triples (5), seventh in hits (142) and eighth in strikeouts (102)...added 16 stolen bases and is just the third rookie in Oakland history with at least 10 steals and 10 home runs, joining Mitchell Page (1977) and Jose Canseco (1986)...had nine assists, which tied Tony Armas (1977) for second most by a rookie in Oakland history...the record of 11 was set by Mitchell Page in 1977...finished second to the Angels' Mike Trout in the balloting for 2012 BBWAA American League Rookie of Year, garnering 19 of the 28 second place votes and six third place votes...ranked second among AL rookies to Trout in nearly every category including runs (70), hits, doubles (25), home runs, RBI, walks (43), extra base hits (53), total bases (246) and multiple hit games (40)...was third in triples and fourth in stolen bases...also ranked second among qualifiers in batting, on-base percentage and slugging percentage...his nine outfield assists led Major League rookies and tied for eighth among all AL outfielders...hit .236 over his first 29 games through June 1, .359 over a 45-game stretch from June 2 to Aug. 3 and .267 over his final 55 games...batted .345 with runners in scoring position, which ranked eighth in the AL...also ranked seventh in day batting average (.314) and batting with two outs (.310) and 10th in home batting average (.319)...had a .318 batting average with 11 of his 23 home runs with runners on base (eight two-run, three three-run)...hit .298 against left-handers, .289 against right-handers...batted .263 before the All-Star Break, .311 after the break...ranked fifth in the AL in runs scored (51) after the break and tied for eighth in hits (90)...had a .264 batting average and .425 slugging percentage against a pitcher the first time he saw in a game compared to a .329 batting average and .614 slugging percentage after that...stole 12 of his 16 bases at home...started 128 games at three different positions, including a team-leading 56 in left field...also made 46 starts in center field and batted .320 with seven home runs and 20 RBI in 26 starts at designated hitter...the A's were 82-46 (.641) with him in the starting lineup compared to 12-22 (.353) when he didn't start...committed all three of his errors and had six of his nine assists as a left fielder...made a team-leading 102 starts batting clean-up.

OAKLAND: Made his Major League debut March 28 against Seattle in Tokyo with a start in center field...doubled off Felix Hernandez to lead off the bottom of the seventh inning for his first ML hit...hit his first home run in the seventh inning the next day, a two-run shot off Shawn Kelley...homed in three consecutive games from March 29 to April 7...became the third player since 1918 to homer in three of

his first four Major League games (Trent Oeltjen, ARI 2009 and Mike Jacobs, NYM 2005)...was the ninth player with at least three home runs in his first four games (Jacobs had 4)...the previous fastest an Oakland Athletic reached three career home runs was seven games by Kurt Abbott in 1993 and Mitchell Page in 1977...had multiple RBI games in each of those three contests (seven RBI total)...since 1918, he is the first Athletic and ninth Major Leaguer with three multiple RBI games over his first four career games (last: Wladimir Balentien, 2006-07)...struck out at least once in each of his first eight games (13 strikeouts total), which is an Oakland record to start a career...the previous mark was six (Chris Carter, 2010; Brooks Conrad, 2008; Travis Buck, 2007)...matched the longest streak by an Athletic since 1918 (Troy Herriage, 1956; Norm Bass, 1961)...hit his fourth home run April 18 at Los Angeles in his 12th game...since 1918, that is the fastest a player has reached four career home runs in Athletics history...the previous best was by Brian Leshner, who did it in 13 games in 1996...did not have a putout April 25 against Chicago, becoming the first A's outfielder without a putout in a game of 14 or more innings since Stan Javier against New York May 30, 1988...was batting .245 with five home runs and 21 RBI in 28 games when he was placed on the 15-day disabled list May 12 retroactive to May 7 with a muscle strain in his left hand...went 3 for 9 (.333) on a three-game rehab assignment with Triple-A Sacramento from May 28 to 31 and was reinstated from the DL June 1...went 10-for-25 (.400) over his first seven games after his return but then missed nine of 10 games from June 8 to 19 with a strained left hamstring...had his first career game-ending hit June 21 against Los Angeles (NL), a three-run "walk-off" home run off Josh Lindblom in the A's 4-1 win...hit safely in 16 consecutive road games from June 26 to Aug. 10 (27-for-64, .422)...finished June with a .343 batting average and then hit .344 in July...tied for sixth in the AL in batting and hits (33) in July, ranked eighth in slugging (.573) and tied for eighth in RBI (19)...had a career-high nine-game hitting streak from July 8 to 21...was 19 for 33 (.576) with two doubles, four home runs, 10 RBI, eight runs scored, six multiple hit games and a 1.000 slugging percentage during the streak...was named AL Player of the Week July 16 for the week ending July 15 after going 8 for 14 (.571) with five runs, a double, two home runs and six RBI in the three-game series at Minnesota following the All-Star Break...including his first career four-hit game July 15...his second four-hit game came five days later against New York July 20...hit .439 (25-for-57) with eight multiple hit games, five home runs and 17 RBI in his first 14 games after the All-Star Break from July 13 to 28...then homered just twice over a 39-game span from July 29 to Sept. 10...walked three times Aug. 2 against Toronto, the first multi-walk game of his career...stole two bases Sept. 1 against Boston, the first multi-steal game of his career...went hitless in consecutive games Sept. 2 and 3 and had a career-high 0-for-11 streak from Sept. 1-3...never went hitless in more than two consecutive games all year...homered in back-to-back games Sept. 11 and 12 at Los Angeles, the fourth time he homered in at least two straight games...the home runs snapped a career-high 21-game homerless streak from Aug. 19 to Sept. 10...went 26-for-81 (.321) with seven home runs and 16 RBI over his final 22 games...matched his career-high with a nine-game hitting streak from Sept. 22-30...went 13-for-39 (.333) with 10 runs, three doubles, two triples, four home runs and nine RBI over that stretch...was named AL Rookie of the Month for September after batting .266 with 18 runs, five doubles, two triples, seven home runs and 19 RBI in 28 games...started all five games of the ALDS against Detroit in left field and hit safely in each contest...batted a team-leading .316 with a double, two RBI, two walks and two stolen bases.

OAKLAND A'S ROOKIE BESTS

HOME RUNS

49	Mark McGwire, 1987
33	Jose Canseco, 1986
23	Yoenis Céspedes, 2012
22	Bobby Crosby, 2004
22	Wayne Gross, 1977

RUNS BATTED IN

118	Mark McGwire, 1987
117	Jose Canseco, 1986
89	Ben Grieve, 1998
82	Yoenis Céspedes, 2012
80	Terrence Long, 2000

BATTING AVERAGE

.307	Mitchell Page, 1977
.292	Yoenis Céspedes, 2012
.290	Brent Gates, 1993
.289	Mark McGwire, 1987
.288	Ben Grieve, 1998
.288	Terrence Long, 2000

SLUGGING PERCENTAGE

.618	Mark McGwire, 1987
.521	Mitchell Page, 1977
.505	Yoenis Céspedes, 2012
.458	Ben Grieve, 1998
.457	Jose Canseco, 1986

ON-BASE PERCENTAGE

.405	Mitchell Page, 1977
.386	Ben Grieve, 1998
.370	Mark McGwire, 1987
.357	Brent Gates, 1993
.356	Yoenis Céspedes, 2012

CAREER

2011—Played for Aguilas Cibaenas during the Dominican Winter League playoffs and batted .143 with one double, one home run and two RBI in nine games...did not walk and struck out 10 times.

2010-11—Led Cuba’s Serie Nacional in runs (89) and RBI (99), tied for the lead in home runs (33), ranked fifth in slugging (.667) and tied for 10th in hits (118)...the 33 home runs set a league record... named to the All-Star Game but did not appear in the game...hit .368 against left-handed pitching compared to .325 against right-handers...22 of his 33 home runs came with runners on base, including three grand slams...hit three home runs Dec. 15 against Guantanamo...also had three two-homer games... tallied 10 outfield assists...batted .222 with two home runs and eight RBI in 13 postseason games.

2009-10—Played for Cuba in the 2009 World Baseball Classic and hit .458 with two home runs and five RBI in six games...added a double and three triples and scored five runs...was also a member of Cuba’s World Cup team and hit .214 with a home run and three RBI in 10 games...in Cuba, ranked third in the league in runs (87), eighth in home runs (22), ninth in slugging (.617) and 10th in hits (118)...batted .316 with eight home runs in 79 at bats against left-handed pitching compared to .354 with 14 home runs in 263 at bats against right-handers...had a pair of two-homer games...connected for a grand slam Nov. 29 against Cienfuegos...had 10 assists as an outfielder...also appeared in two games at shortstop.

2008-09—Tied for third in Cuba’s Serie Nacional in home runs (24), tied for fourth in runs (83), ranked ninth in RBI (76) and 10th in slugging (.601)...hit .358 against left-handed pitching compared to .314 against right-handers...hit three home runs Feb. 5 against Guantanamo...also had two two-homer games...collected 11 assists as an outfielder.

2007-08—Ranked second in Cuba’s Serie Nacional in home runs (26), tied for third in RBI (78) and tied for fourth in runs (82)...went 0 for 3 in the All-Star Game...hit .306 against left-handed pitching compared to .279 against right-handers...16 of his 26 home runs came with runners on base, including two grand slams...had four two-homer games...tallied 14 outfield assists.

2006-07—Ranked first in Cuba’s Serie Nacional in runs (79), tied for third in home runs (17), tied for fourth in stolen bases (15) and RBI (66), fifth in doubles (24), tied for fifth in hit by pitches (14) and sixth in slugging (.541)...went 3 for 4 with a RBI in the All-Star Game to help Orientales to a 2-0 win over Occidentales...hit .359 with five home runs in 78 at bats against left-handed pitching compared to .286 with 12 home runs in 262 at bats against right-handers...had 13 assists in 78 games as an outfielder... also appeared in one game at shortstop.

2005-06—Ranked first in Cuba’s Serie Nacional in runs (89), second in home runs (23), fourth in slugging (.649), fifth in RBI (78), tied for sixth in hits (119) and tied for seventh in doubles (24)...went 0 for 2 in the All-Star Game...hit .417 against left-handed pitching compared to .333 against right-handers... connected for two two-homer games...belted a grand slam April 22 against Holguin...had eight outfield assists...hit .167 with a home run and four RBI in nine postseason games.

PERSONAL/MISCELLANEOUS

Yoenis Céspedes Milanés...his mother, Estela, pitched for Cuba in the 2000 Summer Olympics.

LIFETIME PLAYING RECORD

Year	Club	AVG.	G	AB	R	H	2B	3B	HR	RBI	SH	SF	HP	BB	SO	SB	CS	SLG	OBP	E	
2003	Granma (Cuba)																				(Statistics not available)
2004	Granma (Cuba)																				(Statistics not available)
2005	Granma (Cuba)	.351	88	339	89	119	24	4	23	78	0	2	13	44	53	8	3	.649	.442	10	
2006	Granma (Cuba)	.303	89	340	79	103	24	3	17	66	1	3	14	42	53	15	10	.541	.409	4	
2007	Granma (Cuba)	.284	89	366	82	104	16	2	26	78	0	3	2	32	50	4	4	.552	.342	9	
2008	Granma (Cuba)	.323	85	328	83	106	19	0	24	76	0	6	10	43	40	15	0	.601	.411	6	
2009	Granma (Cuba)	.345	87	342	87	118	19	4	22	67	0	1	7	42	45	5	3	.617	.426	4	
2010	Granma (Cuba)	.333	90	354	89	118	17	1	33	99	0	3	7	49	40	11	3	.667	.424	5	
2012	OAKLAND	.292	129	487	70	142	25	5	23	82	0	3	7	43	102	16	4	.505	.356	3	
	Sacramento	.333	3	9	1	3	0	0	0	0	0	0	1	1	1	0	0	.333	.455	1	
ML Totals		.292	129	487	70	142	25	5	23	82	0	3	7	43	102	16	4	.505	.356	3	

CAREER TRANSACTIONS

2012 — Signed by the Oakland Athletics organization as a non-drafted free agent, March 3. On the disabled list, May 7 to 31; included rehabilitation assignment to Sacramento, May 28 to 31.

DIVISION SERIES RECORD

Year	Club/Opp	AVG.	G	AB	R	H	2B	3B	HR	RBI	SH	SF	HP	BB	SO	SB	CS	SLG	OBP	E
2012	OAK vs. DET	.316	5	19	1	6	1	0	0	2	0	0	0	2	2	2	0	.368	.381	0

WORLD BASEBALL CLASSIC RECORD

Year	Club	AVG.	G	AB	R	H	2B	3B	HR	RBI	SH	SF	HP	BB	SO	SB	CS	SLG	OBP	E
2009	Cuba	.458	6	24	5	11	1	3	2	5	0	0	0	1	5	0	0	1.000	.480	1

A'S CONTRACT STATUS

Through 2013 (39): LHP Brett Anderson (includes club options for 2014 and 2015), RHP Grant Balfour, 1B Daric Barton, LHP Travis Blackley, LHP Jerry Blevins, 1B Chris Carter, RHP Jesse Chavez, RHP Bartolo Colon, RHP Ryan Cook, OF Coco Crisp (includes club option for 2014), 3B Josh Donaldson, LHP Sean Doolittle, LHP Pedro Figueroa, IF Grant Green, RHP A.J. Griffin, C John Jaso, RHP Arnold Leon, LHP Tommy Milone, 1B Brandon Moss, RHP Pat Neshek, LHP Jordan Norberto, C Derek Norris, RHP Jarrod Parker, IF Andy Parrino, RHP Brad Peacock, OF Shane Peterson, OF Josh Reddick, RHP Chris Resop, IF Adam Rosales, RHP Evan Scribner, IF Scott Sizemore, OF Seth Smith, IF Eric Sogard, RHP Dan Straily, OF Michael Taylor, 2B Jemile Weeks, LHP Andrew Werner, RHP Michael Ynoa, OF Chris Young (includes club option for 2014).

Through 2014 (1): SS Hiroyuki Nakajima (includes club option for 2015).

Through 2015 (1): OF Yoenis Céspedes

VS. THE AMERICAN LEAGUE

2012					CAREER					
AVG.	AB	H	HR	RBI	vs. TEAM	AVG.	AB	H	HR	RBI
.324	34	11	2	8	Baltimore	.324	34	11	2	8
.184	38	7	0	3	Boston	.184	38	7	0	3
.261	23	6	1	3	Chicago	.261	23	6	1	3
.400	40	16	1	7	Cleveland	.400	40	16	1	7
.400	10	4	0	2	Detroit	.400	10	4	0	2
.212	33	7	1	2	Kansas City	.212	33	7	1	2
.217	46	10	3	9	Los Angeles	.217	46	10	3	9
.458	24	11	2	8	Minnesota	.458	24	11	2	8
.345	29	10	3	6	New York	.345	29	10	3	6
—	0	0	0	0	Oakland	—	0	0	0	0
.258	66	17	6	14	Seattle	.258	66	17	6	14
.225	40	9	0	1	Tampa Bay	.225	40	9	0	1
.365	63	23	3	10	Texas	.365	63	23	3	10
.300	20	6	0	5	Toronto	.300	20	6	0	5

VS. THE NATIONAL LEAGUE

2012					CAREER					
AVG.	AB	H	HR	RBI	vs. TEAM	AVG.	AB	H	HR	RBI
.000	1	0	0	0	Colorado	.000	1	0	0	0
.275	40	3	1	4	Los Angeles	.275	40	3	1	4
.167	12	2	0	0	San Francisco	.167	12	2	0	0

MONTHLY BREAKDOWN

2012					CAREER					
AVG.	AB	H	HR	RBI	by MONTH	AVG.	AB	H	HR	RBI
.333	6	2	1	2	March	.333	6	2	1	2
.244	78	19	4	17	April	.244	78	19	4	17
.227	22	5	0	2	May	.227	22	5	0	2
.343	67	23	4	14	June	.343	67	23	4	14
.344	96	33	5	19	July	.344	96	33	5	19
.293	99	29	2	9	August	.293	99	29	2	9
.266	109	29	7	19	September	.266	109	29	7	19
.200	10	2	0	0	October	.200	10	2	0	0

BATTING BREAKDOWN

2012					CAREER					
AVG.	AB	H	HR	RBI	by CATEGORY	AVG.	AB	H	HR	RBI
.319	226	72	11	40	Home	.319	226	72	11	40
.268	261	70	12	42	Road	.268	261	70	12	42
.314	159	50	7	27	Day	.314	159	50	7	27
.280	328	92	16	55	Night	.280	328	92	16	55
.263	198	52	9	36	Pre-ASG	.263	198	52	9	36
.311	289	90	14	46	Post-ASG	.311	289	90	14	46
.298	151	45	7	25	vs. LHP	.298	151	45	7	25
.289	336	97	16	57	vs. RHP	.289	336	97	16	57
.345	113	39	6	54	RISP	.345	113	39	6	54
.375	8	3	0	10	Bases Loaded	.375	8	3	0	10
—	0	0	0	0	Pinch Hitter	—	0	0	0	0
.320	103	33	7	20	Designated Hitter	.320	103	33	7	20

BALLPARK BREAKDOWN

	AVG.	AB	H	HR	RBI
Angel Stadium	.240	25	6	3	7
Ballpark in Arlington	.324	34	11	2	6
Camden Yards	.280	25	7	1	5
Comerica Park	.400	10	4	0	2
Coors Field	.000	1	0	0	0
Fenway Park	.231	13	3	0	1
Kauffman Stadium	.208	24	5	1	2
O.co Coliseum	.318	220	70	10	38
Progressive Field	.368	19	7	0	1
Rogers Centre	.333	12	4	0	5
Safeco Field	.182	33	6	2	3
Target Field	.571	14	8	2	6
Tokyo Dome	.333	6	2	1	2
Tropicana Field	.154	26	4	0	1
U.S. Cellular Field	.182	11	2	0	0
Yankee Stadium	.214	14	3	1	3

FIELDING STATISTICS

Outfield

YEAR	PCT.	G	PO	A	E	TC	DP
2012	.987	102	221	9	3	233	0
Totals	.987	102	221	9	3	233	0

CÉSPEDES' CAREER BESTS

Hits: 4 (twice), July 20, 2012 vs. New York; July 15, 2012 at Minnesota

Home Runs: 1 (23 times), last: September 30, 2012 at Seattle

Runs Batted In: 3 (nine times), last: August 18, 2012 vs. Cleveland

Stolen Bases: 2, September 1, 2012 vs. Boston (Also 2 in Game 2 of 2012 ALDS at Detroit).

Hitting Streak: 9 (twice), last: September 22 to 30, 2012

Hitless Streak (At Bats): 11, September 1 to 3, 2012

Grand Slams: None.

Pinch-Hit Home Runs: None.

Inside-The-Park Home Runs: None.

Game Ending Home Runs: 1, June 21, 2012 vs. Los Angeles-NL (Josh Lindblom).

Lead Off Home Runs: None.



RIGHT-HANDED PITCHER

Height/Weight: 6-2 / 160 **Bats/Throws:** Right / Right
Birthdate: August 21, 1983 **Opening Day Age:** 29
Birthplace/Resides: Victorville, California / Pomona, California
Major League Service: 2 years, 128 days
Obtained: Acquired from Toronto for cash considerations, August 24, 2012
Contract Status: First year of a one-year contract through 2013.

CAREER HIGHLIGHTS

Has pitched in 156 games over the last five seasons with Pittsburgh (2008-09), Atlanta (2010), Kansas City (2010-11), Toronto (2012) and Oakland (2012)...spent the entire 2009 and 2010 seasons in the majors...led the Pirates and all Major League rookies with 73 appearances in 2009...was named pitcher of the year at Indianapolis in 2008 after logging a team-leading 14 saves in 51 relief appearances...was selected by Pittsburgh Aug. 27 of that year and made his Major League debut that afternoon.

2012 HIGHLIGHTS

Was acquired from the Toronto Blue Jays Aug. 24 for cash considerations and was sent to Sacramento before he was recalled by the A's Sept. 10...allowed seven runs in 3.1 innings in four relief appearances with Oakland for an 18.90 ERA and .474 opponents batting average...was also 1-1 with an 8.44 ERA and .281 opponents average in nine games, two starts, with Toronto...combined for a 9.85 ERA in 13 appearances overall...surrendered seven home runs in 24.2 innings for a .593 opponents slugging percentage...struck out 30, an average of 10.95 per nine innings...allowed a .315 opponents batting average, including .279 (19-for-68) against right-handed hitters compared to .375 (15-for-40) against left-handers...opponents hit .197 with the bases empty, .500 with six of his seven home runs with runners on base...including .519 with runners in scoring position...has allowed a .335 (68-for-203) average with RISP in his career...allowed 7-of-8 (87.5%) inherited runners to score, including all three with the A's...first batters faced were 4-for-10 (.400) with a walk in his 11 relief appearances...was 0-1 with a 10.38 ERA in his two starting assignments, 1-0 with a 9.56 ERA in 11 relief appearances...opponents were 5-for-24 (.208) with one walk (.240 on-base percentage) leading off an inning...has allowed a .190 (29-for-153) batting average to hitters leading off an inning in his career...allowed a .360 batting average the first time through the lineup, .212 after that.

MAJORS: Was selected by Toronto May 27 and pitched 5.0 innings of relief in his Blue Jays debut that day at Texas (4 h, 3 r, 3 er)...it was the longest relief appearance of his career...also struck out a career-high seven and did not walk a batter...that was his only appearance before he was optioned to Triple-A Las Vegas June 5...returned June 19 and made his first Major League start that day at Milwaukee after beginning his career with 144 relief appearances...walked a career-high four batters and allowed four runs on three hits in 2.2 innings...however, had a no decision in the Blue Jays 10-9 win...made his second and final start June 24 at Miami and allowed six runs on a career-high seven hits in a career-high 6.0 innings for the loss...made five more relief appearances, logging a 9.45 ERA and .333 opponents batting average, before he was optioned to Las Vegas July 14...recalled for a third stint Aug. 4 and tossed a scoreless 10th inning for the win in Toronto's 3-1, 11-inning win at Oakland that day...was designated for assignment the next day and optioned to Las Vegas Aug. 6...was assigned to Triple-A Sacramento following the Aug. 24 trade to the A's but was recalled by Oakland Sept. 10 when the River Cats season ended...allowed at least one run in three of his four outings in September.

MINORS: Went 8-5 with one save and a 3.98 ERA in 19 games, 17 starts, with Las Vegas in the Blue Jays organization and 0-0 with a save and a 1.80 ERA in two games, one start, with Sacramento in the A's farm system...had a 3.77 ERA in 21 Triple-A appearances overall...walked just 22 batters in 105.0 innings, an average of 1.89 per nine innings...struck out 95 for a strikeout to walk ratio of 4.32...allowed a .243 opponents batting average, which broke down to .220 (44-for-200) against right-handed hitters compared to .265 (54-for-204) against left-handers...surrendered seven of his 10 home runs and issued 19 of his 22 walks to lefties...opponents hit .226 with the bases empty compared to .291 with

runners in scoring position...had a win and two saves in three relief appearances and allowed just one run in 10.1 innings (0.87 ERA)...posted a 2.75 ERA over the first three innings of a game compared to a 4.78 ERA from the fourth inning on...was 6-3 with a 4.91 ERA and .270 opponents batting average in 13 games, 12 starts, at Cashman Field, the 51s home ballpark...compiled a 2-2 record, a 2.11 ERA and a .199 opponents batting average in eight games, six starts, in all other Pacific Coast League ballparks...his teams were 11-7 (.611) in his starting assignments...tossed six or more innings eight times, allowed two runs or fewer in 11 of his starts and walked two batters or fewer in 17 of his 18 starts...walked three batters in 4.0 innings in his first start April 6 against Sacramento, his only outing with more than two walks...had a complete game in a seven-inning contest April 16 at Colorado Springs, a 2-1 loss...allowed two runs on four hits, including a walk-off home run to lead off the bottom of the seventh inning...then compiled a four-game winning streak over a five-start stretch from April 22 to May 12...posted a 1.97 ERA and .144 opponents batting average during the streak...capped it May 12 at New Orleans by tossing a season-high 8.0 shutout innings (3 h, 5 so) in an 8-0 win...then yielded season-highs in runs (8) and hits (12) in his next start May 17 against Memphis...was 6-2 with a 3.72 ERA and .224 opponents batting average in 10 starts when the Blue Jays called for the first time May 27...went 1-0 with a 4.38 ERA in two starts during his stay with Las Vegas in June...tossed a season-low 0.1 innings July 20 against Reno and was placed on the seven-day disabled list the next day with a left ankle contusion...was reinstated from the DL July 30...was credited with his first save Aug. 6 at Round Rock after closing out the game with 3.1 scoreless, hitless innings...took the loss in his final start with Las Vegas Aug. 21 at Sacramento, allowing four runs on eight hits in 4.1 innings...was traded to the A's Aug. 24 and tossed 4.0 innings of relief for the save in his Sacramento debut Aug. 27 at Colorado Springs...struck out a season-high eight batters in his only regular season start with the River Cats Sept. 1 at Salt Lake, allowing a run on five hits in 6.0 innings...also made one postseason start for Sacramento Sept. 6 in Game 2 of the first round of the Pacific Coast League playoffs against Reno...was the winning pitcher in a 1-0 win (8.0 ip, 4 h, 1 bb, 10 so).

CAREER

2011—Appeared in four games at the Major League level with Kansas City, allowing runs in three of his four outings...spent most of the season at Triple-A Omaha serving as the team's closer...saved 16 games in 21 opportunities...over the months of June and July saw his best success, recording a eight saves and 0.92 ERA...from May 31-Aug. 10, he allowed runs in only two of 21 outings...did not blow a save until his 15th outing of the season...did not allow a run in his first nine outings at Omaha, totalling 13.2 innings...played in the Mexican Winter League, posting a 0-1 record with a 3.38 ERA and one save in 17 relief appearances.

2010—Was acquired from the Atlanta Braves July 31 with outfielder Gregor Blanco and minor league left-handed pitcher Tim Collins in exchange for outfielder Rick Ankiel, right-handed pitcher Kyle Farnsworth and cash considerations...finished strong for the Royals, posting a 1.74 ERA over his final nine relief appearances, holding batters to a .167 average over that span...appeared in 28 games for the Braves and 23 for the Royals...combined to 5-5 with a 5.89 ERA.

2009—Spent first full season in the Major Leagues and led the Pirates staff with 73 appearances...led all Major League rookies in appearances...made seven straight scoreless appearances from May 14-25 (7.0 ip)...recorded his first Major League plate appearance, striking out Aug. 18 vs. Milwaukee...picked up first Major League win Sept. 6 against St. Louis (4.1 ip, 8 h, 5 er, 3 bb, 4 so)...finished the season making four straight scoreless appearances (4.2 ip).

2008—Spent the majority of season with Triple-A Indianapolis and was named the club's Pitcher-of-the-Year...established a career high in appearances and converted his team-high 14 saves in 19 opportunities...ranked ninth in the International League in saves...held right-handed hitters to a .177 batting average and two home runs while left-handed batters hit .282 with six home runs...struck out at least one batter in 15 consecutive games from June 25 to Aug. 6 (26 so in 19.2 ip)...was selected by Pittsburgh Aug. 27 and made his Major League debut that afternoon against Chicago (NL) at PNC Park...retired each of the three batters he faced...was scored upon in four straight games (5 er in 4.1 ip) with Bucs after his first outing...surrendered a walk-off grand slam to Ryan Braun and suffered his first big league loss Sept. 25 at Milwaukee...was scored upon just three times, and struck out 11 batters, in his last 10 games (9.2 ip)...went 0-for-2 in save situations with the Pirates and allowed three of his five inherited runners to score...held left-handed batters to a .217 average while right-handed batters hit

.395...participated in the Dominican Winter League and went 2-1 with a 5.54 ERA in 13 appearances with Gigantes del Cibao.

2007—Spent his first full season with Indianapolis...ranked second on the team in appearances...made 45 of his 46 appearances in relief...was scored upon in five of first six appearances...was scored upon once in eight appearances (2 er in 16.2 ip) from April 28-May 19...surrendered just one home run in final 29 appearances (52.0 ip)...went 1-2 with four saves and a 6.00 ERA (8 er in 12.0 ip) in 11 appearances for the Phoenix Desert Dogs during the Arizona Fall League.

2006—Went 4-6 with four saves and a 4.38 ERA in 51 appearances with three different minor league teams...began the season with the Rangers Double-A affiliate at Frisco...was scored upon just once in a six-game stretch from May 24 to June 7 (1 er in 10.0 ip)...was promoted to Triple-A Oklahoma July 28 and made his lone appearance July 29...was acquired by the Pittsburgh organization July 31 and was assigned to Indianapolis...participated in the Arizona Fall League and went 3-0 with four saves and a 0.64 ERA in 12 relief appearances with Grand Canyon...was named to Arizona Fall League's All-Prospect Team for his efforts.

2005—Split his season between Single-A Bakersfield and Frisco and went 4-3 with a 4.65 ERA in 42 relief appearances...held opponents to a .182 average while pitching with Bakersfield...made four straight scoreless outings to begin the season (10.2 ip)...earned his two saves April 23 vs. Inland Empire and May 13 vs. Visalia...was promoted to Frisco May 23 and made his Double-A debut May 25 at Arkansas, where he allowed one run in 2.2 ip...picked up his first win June 27 vs. Tulsa...recorded a 0.71 ERA in his final five appearances and was not charged with an earned run in his last 8.1 innings...allowed three grand slams, the most by any pitcher in the Texas League.

2004—Spent the entire season with Single-A Clinton, his last year used primarily as a starter...ranked second on the staff in starts and third in innings pitched and strikeouts...tossed 4.0 innings of scoreless relief and picked up win in first appearance April 8 at Wisconsin...went 2-0 with a 3.94 ERA in his first relief outings...won three straight decisions from April 17 to May 6.

2003—Spent his first professional season with Spokane, Texas' entry in the Northwest League...recorded victories July 6 vs. Yakima and July 27 vs. Eugene...earned his lone save Aug. 26 at Boise.

PERSONAL/MISCELLANEOUS

Jesse David Chavez...is married to Crystal and has two daughters, Criste and Steeve...graduated from AB Miller High School in Fontana, Calif...attended Riverside (CA) Community College.

LIFETIME PITCHING RECORD

Year	Club	W	L	ERA	G	GS	CG	SHO	SV	IP	H	R	ER	HR	HB	BB	IBB	SO	WP	BK
2003	Spokane	2	2	4.55	17	8	0	0	1	55.1	63	30	28	5	7	31	0	48	4	0
2004	Clinton	6	10	4.68	27	22	0	0	0	123.0	148	75	64	8	3	35	1	96	4	0
2005	Bakersfield	0	0	2.22	11	0	0	0	2	24.1	16	6	6	2	0	9	0	31	1	0
	Frisco	4	3	5.68	31	0	0	0	1	57.0	71	43	36	10	2	25	2	27	7	0
2006	Frisco	2	5	4.42	38	0	0	0	4	59.0	54	33	29	5	2	28	3	70	7	0
	Oklahoma City	0	0	4.50	1	0	0	0	0	2.0	3	1	1	0	0	0	0	3	0	0
	Indianapolis	2	1	4.24	12	0	0	0	0	17.0	18	9	8	0	0	9	1	15	0	0
2007	Indianapolis	3	3	3.92	46	1	0	0	2	80.1	94	41	35	4	1	17	1	65	3	0
2008	Indianapolis	2	6	3.80	51	0	0	0	14	68.2	58	30	29	8	0	22	4	70	6	0
	PITTSBURGH	0	1	6.60	15	0	0	0	0	15.0	20	11	11	2	0	9	2	16	2	0
2009	PITTSBURGH	1	4	4.01	73	0	0	0	0	67.1	69	33	30	11	1	22	3	47	5	0
2010	ATLANTA	3	2	5.89	28	0	0	0	0	36.2	40	24	24	6	1	12	3	29	0	0
	KANSAS CITY	2	3	5.88	23	0	0	0	0	26.0	29	20	17	5	0	11	4	16	2	0
2011	Omaha	2	4	3.75	45	0	0	0	16	57.2	63	30	24	6	0	16	3	54	4	0
	KANSAS CITY	0	0	10.57	4	0	0	0	0	7.2	12	9	9	3	0	5	0	8	0	0
2012	Las Vegas	8	5	3.98	19	17	1	0	1	95.0	90	45	42	10	1	20	0	86	5	1
	TORONTO	1	1	8.44	9	2	0	0	0	21.1	25	22	20	6	2	10	1	27	0	0
	Sacramento	0	0	1.80	2	1	0	0	1	10.0	8	2	2	0	0	2	0	9	0	0
	OAKLAND	0	0	18.90	4	0	0	0	0	3.1	9	7	7	1	1	1	0	3	1	0
AL Totals		3	4	8.18	40	2	0	0	0	58.1	75	58	53	15	3	27	5	54	3	0
NL Totals		4	7	4.92	116	0	0	0	0	119.0	129	68	65	19	2	43	8	92	7	0
ML Totals		7	11	5.99	156	2	0	0	0	177.1	204	126	118	34	5	70	13	146	10	0

CAREER TRANSACTIONS

2001 — Selected by the Chicago Cubs organization in the 39th round of the First-Year Player Draft, did not sign. **2002** — Selected by the Texas Rangers organization in the 42nd round of the First-Year Player Draft, signed May 17, 2003. **2006** — Traded to the Pittsburgh Pirates for pitcher Kip Wells, July 31. **2009** — Traded to the Tampa Bay Rays for infielder Akinori Iwamura, November 3. Traded to the Atlanta Braves for pitcher Rafael Soriano, December 11. **2010** — Traded to the Kansas City Royals with outfielder Gregor Blanco and pitcher Tim Collins for outfielder Rick Ankiel and pitcher Kyle Farnsworth, July 31. **2011** — Claimed off waivers by the Toronto Blue Jays, October 21. **2012** — Traded to the Oakland Athletics for cash considerations, August 24.

VS. THE AMERICAN LEAGUE

2012		CAREER												
ERA	W	L	S	G	IP	ER	vs. TEAM	ERA	W	L	S	G	IP	ER
18.00	0	0	0	1	1.0	2	Baltimore	13.50	0	0	0	2	2.0	3
3.00	0	0	0	1	3.0	1	Boston	3.00	0	0	0	1	3.0	1
0.00	0	0	0	2	2.2	0	Chicago	2.92	1	0	0	7	12.1	4
INF	0	0	0	1	0.0	4	Cleveland	7.20	0	1	0	9	10.0	8
36.00	0	0	0	1	1.0	4	Detroit	14.00	0	1	0	7	9.0	14
—	0	0	0	0	0.0	0	Kansas City	0.00	0	0	0	1	1.0	0
20.25	0	0	0	2	1.1	3	Los Angeles	13.50	0	1	0	4	2.2	4
—	0	0	0	0	0.0	0	Minnesota	6.43	0	0	0	5	7.0	5
—	0	0	0	0	0.0	0	New York	0.00	0	0	0	1	2.0	0
0.00	1	0	0	1	1.0	0	Oakland	0.00	2	0	0	3	4.0	0
—	0	0	0	0	0.0	0	Seattle	0.00	0	0	0	2	3.0	0
—	0	0	0	0	0.0	0	Tampa Bay	0.00	0	0	0	1	1.0	0
4.50	0	0	0	2	6.0	3	Texas	8.10	0	0	0	3	6.2	6
—	0	0	0	0	0.0	0	Toronto	—	0	0	0	0	0.0	0

VS. THE NATIONAL LEAGUE

2012		CAREER												
ERA	W	L	S	G	IP	ER	vs. TEAM	ERA	W	L	S	G	IP	ER
—	0	0	0	0	0.0	0	Arizona	9.00	0	0	0	4	6.0	6
—	0	0	0	0	0.0	0	Atlanta	0.00	0	0	0	3	2.2	0
—	0	0	0	0	0.0	0	Chicago	4.05	0	1	0	8	6.2	3
—	0	0	0	0	0.0	0	Cincinnati	5.11	1	1	0	12	12.1	7
—	0	0	0	0	0.0	0	Colorado	4.91	0	1	0	4	3.2	2
—	0	0	0	0	0.0	0	Houston	1.35	0	0	0	12	13.1	2
—	0	0	0	0	0.0	0	Los Angeles	2.16	0	1	0	8	8.1	2
9.00	0	1	0	1	6.0	6	Miami	7.94	1	2	0	8	11.1	10
13.50	0	0	0	1	2.2	4	Milwaukee	14.14	0	2	0	13	14.0	22
—	0	0	0	0	0.0	0	New York	3.38	0	0	0	4	2.2	1
—	0	0	0	0	0.0	0	Philadelphia	0.00	1	0	0	8	7.2	0
—	0	0	0	0	0.0	0	Pittsburgh	0.00	0	0	0	1	1.0	0
—	0	0	0	0	0.0	0	St. Louis	11.05	1	0	0	8	7.1	9
—	0	0	0	0	0.0	0	San Diego	5.06	0	0	0	6	5.1	3
—	0	0	0	0	0.0	0	San Francisco	7.36	0	0	0	4	3.2	3
—	0	0	0	0	0.0	0	Washington	3.52	0	0	0	7	7.2	3

MONTHLY BREAKDOWN

2012		CAREER												
ERA	W	L	S	G	IP	ER	by MONTH	ERA	W	L	S	G	IP	ER
—	0	0	0	0	0.0	0	April	3.48	0	1	0	17	20.2	8
5.40	0	0	0	1	5.0	3	May	6.35	0	1	0	25	28.1	20
8.49	0	1	0	3	11.2	11	June	5.40	0	3	0	21	33.1	20
14.73	0	0	0	4	3.2	6	July	7.64	3	1	0	21	17.2	15
0.00	1	0	0	1	1.0	0	August	6.75	3	3	0	30	32.0	24
18.90	0	0	0	4	3.1	7	September	6.39	1	2	0	40	43.2	31
—	0	0	0	0	0.0	0	October	0.00	0	0	0	2	1.2	0

PITCHING BREAKDOWN

2012		CAREER												
ERA	W	L	S	G	IP	ER	by CATEGORY	ERA	W	L	S	G	IP	ER
6.06	2	1	0	3	2.0	8	Home	6.06	2	1	0	72	81.2	55
7.54	1	1	0	10	22.2	19	Road	5.93	5	10	0	84	95.2	63
9.00	1	1	0	10	19.0	19	Day	7.11	2	6	0	58	68.1	54
12.71	0	0	0	3	5.2	8	Night	5.28	5	5	0	98	109.0	64
7.08	0	1	0	7	20.1	16	Pre-ASG	5.10	1	5	0	72	90.0	51
22.85	1	0	0	6	4.1	11	Post-ASG	6.90	6	6	0	84	87.1	67
10.38	0	1	0	2	8.2	10	Starter	10.38	0	1	0	2	8.2	10
9.56	1	0	0	11	16.0	17	Reliever	5.76	7	10	0	154	168.2	108

BALLPARK BREAKDOWN

	ERA	W	L	S	G	IP	ER
AT&T Park	9.00	0	0	0	3	3.0	3
Angel Stadium	10.80	0	1	0	3	1.2	2
Ballpark in Arlington	4.50	0	0	0	2	6.0	3
Busch Stadium	13.50	0	0	0	3	3.1	5
Chase Field	0.00	0	0	0	1	2.0	0
Citi Field	0.00	0	0	0	2	1.1	0
Citizens Bank Park	0.00	1	0	0	3	2.1	0
Comerica Park	23.14	0	0	0	4	4.2	12
Coors Field	10.80	0	1	0	2	1.2	2
Dodger Stadium	3.38	0	1	0	4	2.2	1
Fenway Park	3.00	0	0	0	1	3.0	1
Great American Ball Park	7.11	1	1	0	8	6.1	5
Kauffman Stadium	7.85	1	1	0	14	18.1	16
Marlins Park	9.00	0	1	0	1	6.0	6
Metrodome	9.00	0	0	0	1	2.0	2
Miller Park	17.05	0	2	0	6	6.1	12
Minute Maid Park	1.23	0	0	0	7	7.1	1
Nationals Park	2.08	0	0	0	4	4.1	1
O.co Coliseum	4.50	2	0	0	3	4.0	2
PETCO Park	0.00	0	0	0	4	3.1	0
PNC Park	4.17	1	0	0	45	45.1	21
Progressive Field	3.86	0	1	0	3	2.1	1
Rogers Centre	54.00	0	0	0	2	1.0	6
Safeco Field	0.00	0	0	0	2	3.0	0
Sun Life Stadium	9.82	1	1	0	5	3.2	4
Target Field	0.00	0	0	0	1	2.0	0
Turner Field	4.82	0	0	0	13	18.2	10
U.S. Cellular Field	0.00	0	0	0	5	9.1	0
Wrigley Field	7.71	0	1	0	4	2.1	2

FIELDING STATISTICS

Pitcher		Pct.	G	PO	A	E	TC	DP
2008	1.000	15	1	3	0	4	0	0
2009	1.000	73	6	5	0	11	1	1
2010	1.000	51	3	6	0	9	0	0
2011	—	4	0	0	0	0	0	0
2012	.667	13	0	2	1	3	0	0
Totals	.963	156	10	16	1	27	1	1

CHAVEZ' CAREER BESTS

Low Hit Complete Game: None
Innings Pitched: 6.0, June 24, 2012 at Miami. As reliever: 5.0, May 27, 2012 at Texas
Strikeouts: 7, May 27, 2012 at Texas
Longest Winning Streak: 2 (twice), last: July 30 to August 3, 2010
Longest Losing Streak: 5, September 25, 2008 to August 31, 2009
Longest Scoreless Streak: 8.0, April 12 to 27, 2009

CHAVEZ' 2012 STARTS

Date	Opponent	Score	Dec	ERA*	IP	H	R	ER	BB	SO	HR	#PIT
June 19	at Milwaukee	10-9	--	8.22	2.2	3	4	4	4	4	0	80
June 24	at Miami	0-9	L	8.56	6.0	7	6	6	0	6	2	92

*indicates overall ERA

**OUTFIELDER****Height/Weight:** 6-0 / 215**Bats/Throws:** Right / Right**Birthdate:** November 10, 1989**Opening Day Age:** 23**Birthplace/Resides:** Fort Worth, Texas / Arlington, Texas**Major League Service:** None**Obtained:** Selected in the 1st round (10th selection overall) of the 2010 First-Year Player Draft**Contract Status:** First year of a one-year contract through 2013.**NON-ROSTER INVITEE****CAREER HIGHLIGHTS**

The A's first round selection in the 2010 First-Year Player Draft has a .283 (265-for-935) batting average, 47 home runs and 166 RBI in 239 games in three seasons as a professional...also has 53 doubles and five triples for a .502 slugging percentage...played for the United States team in the 2012 All-Star Futures Game...shared A's Organizational Player of the Year honors with Jermaine Mitchell in 2011...named to the California League Postseason All-Star team that year after leading the league in home runs (30)...also named to the Arizona Fall League Top Prospects team after playing for Phoenix in 2011...named the A's third best prospect by *Baseball America* following the 2010 season, the fifth best following 2011 and second best after 2012.

2012 HIGHLIGHTS

Spent the entire season at Double-A Midland, batting .287 with 10 home runs and 58 RBI in 91 games in a season cut short due to a broken thumb...the batting average was the best of his career and ranked fifth in the A's farm system...also ranked seventh in on-base percentage (.356)...his on-base percentage and .423 slugging percentage were career lows...hit .290 (76-for-262) with nine of his 10 home runs against right-handed pitching compared to .278 (27-for-97) against left-handers...had a .317 average with runners in scoring position, but that mark dropped to .218 with RISP and two outs...batted .256 with six home runs and 43 RBI in 73 games before the All-Star Break, .414 with four home runs and 15 RBI in 18 games after the break...slugged .657 after the break compared to .367 before the break...appeared in 85 games on defense, all in center field...had seven assists but also committed seven errors for a .962 fielding percentage...hit .227 in six games at designated hitter...saw most of his action batting clean-up (67 games)...also hit third 20 times and fifth four times...was rated as the A's second best prospect by *Baseball America* following the season...was also tabbed as Oakland's best power hitter by the magazine.

MIDLAND: Went 5-for-26 (.192) over his first eight games...then had back-to-back multiple hit games April 14 and 15 (5-for-9, .556)...hit his first home run of the season April 20 at San Antonio, but that was his only home run over his first 31 games...finished April with a .264 batting average in 24 games...however, drew 16 of his 33 walks in the month for a .370 on-base percentage...then batted .262 with no doubles and three home runs in 26 games in May...his average had fallen to .249 entering play May 30 but he went 4-for-5 and scored three runs that day against Northwest Arkansas...the runs and hits were season-highs...that began a seven-game hitting streak that ran through June 6 (11-for-28, .393)...drove in a season-high three runs June 1 against Northwest Arkansas...it was his first of five three-RBI games...a three-hit game June 14 against San Antonio lifted his season average to .270, but he went 7-for-44 (.159) over his next 11 games...hit .243 in June...was 2-for-5 June 30 at Arkansas to begin a season-ending 16-game hitting streak...went 29-for-67 (.433) with four home runs and 15 RBI over that span...the hitting streak tied for third longest in the Texas League in 2012...had five straight multiple hit games from July 6-14 (13-for-21, .619)...drove in a run in six straight games from July 6-15 (11 RBI total), including back-to-back three-RBI games at San Antonio July 13-14...started in left field for the United States in the All-Star Futures Game at Kansas City July 8 and went 0-for-2 with a strikeout...was named TL Player of the Week for the week of July 9-15 after going 11-for-20 (.550) with seven runs, two doubles, one triple, two home runs and 10 RBI in five games...was hit by a pitch in his only at plate appearance July 21 at San Antonio...was placed on the disabled list July 23 with a fractured left thumb and missed the remainder of the season.

CAREER

2011—Shared A's Organizational Player of the Year honors with Jermaine Mitchell after batting .285 with 30 home runs and 82 RBI in 118 games with Single-A Stockton...tied for 12th in all of minor league baseball in home runs...was named to the California League Postseason All-Star team after leading the league in home runs and ranking fifth in slugging percentage (.542)...was also named to the Topps Class A All-Star Team and to the *Baseball America* High Class A All-Star Team...ranked second in the A's farm system in home runs, RBI and total bases (253), third in extra base hits (59), tied for third in runs (79), fourth in slugging, tied for sixth in walks (61), seventh in hits (133), ninth in on-base percentage (.376) and tied for ninth in doubles (28)...led Stockton in runs, hits, home runs, RBI, total bases and slugging...hit .320 against left-handed pitching compared to .276 against right-handers...had a .248 batting average at the All-Star Break but hit .332 in 53 games after the break...batted .315 on the road while hitting 17 of his 30 home runs at home...16 of his 30 home runs came with runners on base...appeared in 98 games on defense, all as a center fielder...also hit .257 with four home runs and 13 RBI in 20 games at designated hitter...hit third in all 118 of his games...reached base safely via hit or walk in 105 of those contests...had 38 multiple hit games...got off to a slow start, batting .225 over his first 30 games through May 12...stole a season-high two bases May 4 at Inland Empire...had a nine-game hitting streak from May 13-21 (13-for-37, .351)...reached base in all five plate appearances May 18 at Bakersfield when he singled, homered and drew three walks...had a pair of two-homer games at Visalia May 25 and 27...went 0 for 5 with five strikeouts June 3 against Bakersfield...then reached base safely via hit, walk or hit by pitch in 47 consecutive games from June 5 to Aug. 11, matching the longest such streak in the Cal League in 2011...batted .339 with a .434 on-base percentage during the streak...had his third two-homer game of the season June 19 against Rancho Cucamonga...hit safely in a season-high 17 consecutive games from July 1 to 18...went 32 for 72 (.444) with six doubles, nine home runs, 21 RBI and 15 runs scored during the streak...homered in five consecutive games from July 2-6...earned Cal League Batter of the Week honors for the week of July 4-10 after going 13-for-30 (.433) with three doubles, four home runs and 13 RBI in seven games...hit his first of two grand slams July 4 at High Desert and then went 5 for 6 with two doubles, a home run and a season-high five RBI the next day against the Mavericks...went 9 for 16 with three home runs and 12 RBI in the three-game series against High Desert...was named Topps California League Player of the Month in July after batting .416 with 10 home runs and 22 RBI in 22 games...added six doubles for an .820 slugging percentage and nine walks for a .475 on-base percentage...had a 12-game hitting streak from Aug. 21 to Sept. 4 (16-for-47, .340)...hit his second grand slam of the season Aug. 28 against Inland Empire...batted .426 (20-for-47) with four doubles, three home runs and 11 RBI in 11 postseason games for the Ports...played for Phoenix in the Arizona Fall League following the season and batted .318 with six home runs and 18 RBI in 17 games...added nine walks for a .423 on-base percentage and five doubles for a .667 slugging percentage...named to the AFL Top Prospects Team and also played in the Rising Stars Game...tied for third in the AFL in home runs and ranked fourth in slugging...named AFL Co-Player of the Week Oct. 10 after going 8-for-17 (.471) with three home runs and four RBI over his first four games...was rated as the A's fifth-best prospect by *Baseball America* following the season.

2010—Was the A's first round selection in the First-Year Player Draft and signed July 29...went 0 for 7 with two walks in three games with the A's affiliate in the Arizona Rookie League before he was transferred to Single-A Vancouver of the Short-Season Northwest League Aug. 6...batted .284 with seven home runs and 26 RBI in 27 games with the Canadians for a .266 average in 30 games overall...hit .316 with six of his seven home runs and 21 of his 26 RBI against right-handed pitching compared to .133 against left-handers...five of his seven home runs came with runners on base...batted .393 during the day, .222 at night...hit third 20 times, second seven times, fourth twice and sixth once...appeared in 29 games in center field, including all 27 of his outings with Vancouver...was named the A's third best prospect by *Baseball America* following the season and was also tabbed by the magazine as the number two prospect in the Northwest League...made his professional debut Aug. 3 against the Padres' AZL affiliate and was 0 for 2 in a start at designated hitter...went 0 for 13 over his first five games before a 2 for 4 performance Aug. 9 against Tri-Cities began a six-game hitting streak (11 for 25, .440)...connected for his first professional home run Aug. 13 against Everett and then hit four home runs over a six-game span from Aug. 17-23...had 15 RBI over that stretch, including a season-high five Aug. 20 against Boise...went 4-for-4 with three doubles in the final regular season game Sept. 5 against Everett...then appeared in two postseason games for Vancouver, going 3 for 9 (.333) with a walk...was transferred to Kane County Sept. 11 for the Midwest League Semi-Finals...went 4 for 12 (.333) with two home runs and four RBI in three postseason games with the Cougars.

PERSONAL/MISCELLANEOUS


Michael B. Choice was originally signed by A's scout Armann Brown...attended the University of Texas-Arlington and left as the Mavericks' career leader in home runs (34)...reached base safely in 157 of 166 collegiate games...was named Southland Conference Player and Hitter of the Year as a junior in 2010...hit a league-leading .383 with 16 home runs and 59 RBI while leading the nation with a school and conference record 76 walks (.568 on-base percentage)...reached base safely in all 60 games, giving him a 72-game reaching base streak dating back to 2009...earned *Baseball America* 1st-Team All-America honors...was named Southland Conference Freshman of the Year in 2008 after hitting .376 with seven home runs and 51 RBI...played for the USA Baseball Collegiate National Team following the 2009 season...graduated from Timberview High School.

LIFETIME PLAYING RECORD

Year	Club	AVG.	G	AB	R	H	2B	3B	HR	RBI	SH	SF	HP	BB	SO	SB	CS	SLG	OBP	E
2010	Arizona A's	.000	3	7	1	0	0	0	0	0	0	0	0	2	2	0	0	.000	.222	0
	Vancouver	.284	27	102	20	29	10	2	7	26	0	1	3	15	43	6	1	.627	.388	2
2011	Stockton	.285	118	467	79	133	28	1	30	82	0	4	10	61	134	9	5	.542	.376	6
2012	Midland	.287	91	359	59	103	15	2	10	58	0	3	7	33	88	5	1	.423	.356	7
Minor League Totals		.283	239	935	159	265	53	5	47	166	0	8	20	111	267	20	7	.502	.369	15

CAREER TRANSACTIONS

2010 — Selected by the Oakland Athletics organization in the 1st round (10th selection overall) of the First-Year Player Draft.

**RIGHT-HANDED PITCHER****Height/Weight:** 5-11 / 267**Bats/Throws:** Right / Right**Birthdate:** May 24, 1973**Opening Day Age:** 39**Birthplace/Resides:** Alta Mira, Dominican Republic / Puerto Plata, Dominican Republic**Major League Service:** 14 years, 61 days**Obtained:** Signed as a free agent, January 24, 2012**Contract Status:** First year of a one-year contract through 2013.**CAREER HIGHLIGHTS**

Is a two-time All-Star (1998 and 2005) and won the American League Cy Young Award in 2005...has compiled a 171-122 record and a 4.05 ERA in 381 games, 375 starts, in 15 seasons with seven teams...among pitchers active during the 2012 season, he ranks sixth in complete games (32), ninth in wins, tied for ninth in shutouts (9) and 10th in strikeouts (1833)...his 171 wins are third-most among Dominican-born pitchers behind Juan Marichal (243) and Pedro Martinez (219)...also ranks third among Dominicans in games started, innings pitched (2393.1) and strikeouts (1833)...has struck out 10 or more batters in a game 17 times, including a career-high 14 May 29, 1998 at Toronto...is 4-1 with a 2.79 ERA (12 er in 38.2 ip) in six career Opening Day starts...is 2-3 with a 3.61 ERA (21 er in 52.1 ip) in nine career postseason starts...from 1998-2005, he was the only Major League pitcher to win at least 14 games in each season...then went 14-21 with a 5.18 ERA in 48 games, 47 starts, over a four-year stretch from 2006-09...did not pitch in 2010...is 18-19 with a 3.72 ERA in 53 games, 50 starts, over the last two seasons with New York (AL) in 2011 and Oakland in 2012...won 20 games in 2002, tallying 10 wins with Cleveland and 10 with Montreal to become the second pitcher in Major League history to win at least 10 games in each league in the same season...the other was Hank Borowy, who did it in 1945 with the Yankees and Cubs...also topped 20 wins in his Cy Young season of 2005 when he went 21-8 with a 3.48 ERA in 33 starts with the Angels.

2012 HIGHLIGHTS

Was 10-9 with a 3.43 ERA in 24 starts when he was suspended for 50 games Aug. 22 after testing positive for Testosterone, a performance-enhancing substance in violation of Major League Baseball's Joint Drug Prevention and Treatment Program...had five games remaining on the suspension at the end of the playoffs...won 10 games for the ninth time in his career, but it was his first 10-win season since 2005 when he posted a career-high 21 victories with Los Angeles (AL)...at the age of 39, he became just the third pitcher in Oakland history to win 10 games in a season at age 36 or older...the other two are Don Sutton (13 in 1985 at age 40) and Tom Candiotti (11 in 1998 at age 40)...is just the fifth pitcher in Oakland history to start a game at age 39 or older...the other four are Tommy John (age 42 in 1985), Candiotti (41 in 1999), Sutton (40 in 1985) and Jim Perry (39 in 1975)...his 3.43 ERA was the second lowest of his career to a mark of 2.93 in 2002 with Cleveland and Montreal...issued just 23 walks in 152.1 innings for an average of 1.36 per nine innings, which was the lowest mark of his career...struck out 91 for a strikeout to walk ratio of 3.96, which was also a career-best...had a .292 opponents on-base percentage, which was second only to his .291 mark in 2005 with the Angels...averaged 14.1 pitches per inning, which was the lowest figure of his career...did not have enough innings to qualify for the league leaders...based on a minimum of 150 innings pitched, he averaged the fewest walks per nine innings in the American League and the fewest pitches per inning in the majors...using the same minimum, he ranked fourth in the American League in fewest pitches per start (89.2), fifth in strikeout to walk ratio and seventh in opponents on-base percentage...was 6-7 with a 4.22 ERA in 15 starts when he was placed on the 15-day disabled list June 23 retroactive to June 18 with a strained right oblique...it was his ninth career stint on the DL...was reinstated July 3 and went 4-2 with a 2.30 ERA over his final nine starts...allowed a .266 opponents batting average, including .257 (72-for-280) against right-handed hitters

ALL-TIME DOMINICAN BORN LEADERS**WINS**

243	Juan Marichal
219	Pedro Martinez
171	Bartolo Colón
135	Ramon Martinez
129	Pedro Astacio

STRIKEOUTS

3154	Pedro Martinez
2303	Juan Marichal
1833	Bartolo Colón
1664	Pedro Astacio
1606	Jose Rijo

compared to .274 (89-for-325 against left-handers)...surrendered 14 of his 17 home runs and issued 21 of his 23 walks to lefties...has allowed 39 of his 51 home runs over his last three seasons to lefties...16 of the 17 home runs he allowed in 2012 and 43 of his 51 over his last three seasons were solo shots...walked the leadoff batter in an inning just four times in 2012 and seven times over the last two years...opponents batted .216 with a .236 on-base percentage when leading off an inning in 2012...surrendered nine of his 17 home runs to batters leading off an inning...yielded a .215 batting average the first time through the lineup, .293 after that...allowed a .337 average with runners in scoring position...went 9-5 with a 2.87 ERA in 16 starts at night compared to 1-4 with a 4.59 ERA in eight starts during the day...did not have a wild pitch and his 152.1 innings were fourth most in Oakland history among pitchers with no wild pitches...has not allowed a wild pitch in each of his last 56 games and 336.2 innings...his last wild pitch was May 26, 2009 at Los Angeles (AL)...committed four errors, which tied for fourth most among AL pitchers...received two runs of support or fewer in all nine of his losses and had seven runs of support total in those games (48.0 ip, 1.31 RSA)...went 9-0 in 11 starts with support of three runs or more...the A's were 14-10 (.583) in his starting assignments and his teams are 211-164 (.563) in his career...tossed seven or more innings in 12 of his 24 starts, allowed two runs or fewer 15 times and walked two batters or fewer 22 times...including one batter or fewer 18 times.

OAKLAND: Was on his 13th career Opening Day roster...his first start March 29 against Seattle came at the age of 38 years, 310 days, making him the oldest pitcher to start a game for the A's since Tom Candiotti, who was 41 years, 275 days when he made his last start for Oakland June 2, 1999...made each of his first three starts against Seattle to become the first pitcher in Oakland history to make three consecutive starts against one team in the same season without missing a turn in the rotation...combined with De Los Santos on a four-hit shutout in his fourth start of the season, a 6-0 win at Los Angeles April 18...threw 38 consecutive strikes at one point, which was the longest such streak since pitch count data is first available in 1988...the previous best was 30 by Tim Wakefield in 1998...was 3-1 with a 2.63 ERA and .194 opponents batting average after that start...then went 1-5 with a 5.32 ERA and .335 opponents average over his next eight starts from April 23 to June 1, including 1-3 with a 7.92 ERA and .386 opponents batting average in five starts in May...based on a minimum of 25.0 innings, he had the highest opponents batting average in the majors in May and the third highest ERA...the opponents average was the highest single-month mark of his career and the ERA was third highest...left his start June 17 against San Diego with no outs in the third inning with a strained right oblique...was placed on the 15-day disabled list June 23 retroactive to June 18 with the injury...was reinstated July 3...was the losing pitcher in the A's 6-1 loss to Texas July 17...walked Ian Kinsler in that game, his only non-intentional walk of a right-handed hitter all year...went 4-1 with a 1.57 ERA over his final five starts...did not allow a run in back-to-back starts July 28 at Baltimore and Aug. 2 against Toronto...began the game with six scoreless innings in his next start Aug. 7 against Los Angeles before allowing an unearned run in the seventh inning on an Izturis RBI single...that snapped his scoreless streak at a career high 22.1 innings (July 22-Aug. 7)...it topped his previous high of 20.0 from Sept. 13-28, 2000...allowed a two-run home run to A.J. Pierzynski Aug. 12 at Chicago, his only home run surrendered with a runner on base...that snapped his career-high streak of 28.1 innings without allowing an earned run...tossed 8.0 innings and allowed just one run for the win in his final start, an 8-5 victory over Cleveland Aug. 18...made four starts for Aguilas in the Dominican Winter League following the season and was 1-0 with a 4.61 ERA...walked just one in 13.2 innings while striking out 13.

CAREER

2011—Went 8-10 with a 4.00 ERA in 29 games, 26 starts, with the New York Yankees...allowed a .267 opponents batting average, including .238 against right-handed hitters compared to .297 against left-handers...yielded 15 of his 21 home runs to lefties...15 of his home runs came with the bases empty...was 6-4 with a 3.20 ERA and 79 strikeouts in 15 games, 12 starts, prior to the All-Star Break...it marked his lowest ERA prior to the break since a 2.74 ERA with Cleveland and Montreal in 2002...had his most strikeouts in the first half of a season since recording 89 with Los Angeles (AL) in 2005...went 2-6 with a 4.96 ERA after the break...made 10 starts on four days rest, going 1-5 with a 4.62 ERA...was 7-4 with a 3.59 ERA in 16 starts on five or more days rest...went 6-1 with a 3.00 ERA in 10 starts during the day compared to 2-8 with a 4.78 ERA in 16 starts at night...over half of his strikeouts (75-of-135, 55.6%) were on called third strikes...walked just three of the 172 batters that he faced to lead off an inning...tossed at least seven innings in seven of his starts and held his opponent scoreless four times...walked two batters or fewer in 23 of his 26 starts...appeared on his 12th career Opening Day roster...was named as a member of the Yankees bullpen March 26 and was signed to a Major League contract and added to

the 25-man roster March 30...opened the season in the bullpen and made three relief appearances, tossing at least 3.0 innings in each outing...made his Yankees debut in an April 3 loss to Detroit, allowing four earned runs in 4.0 innings...it was his first relief appearance since 2007...made his first start as a Yankee April 20 at Toronto, earning the win in the 6-2 Yankees victory (6.2 ip, 5 h, 2 er, 2 bb, 7 so, 1 hr)...it marked his first start since the second game of a doubleheader July 24, 2009 with Chicago (AL) at Detroit...it was his first win since May 26, 2009 with Chicago (AL) at Los Angeles (AL)...allowed a stolen base to the Orioles' Mark Reynolds in the eighth inning May 18 at Baltimore, snapping a streak of 167.1 innings without allowing a stolen base...it was the longest active streak in the Majors...walked four batters, including two intentionally, May 23 against Toronto...it was the first time he issued two intentional walks in one game...tossed his ninth career shutout and 32nd career complete game May 30 at Oakland at age 38 years, 6 days, becoming one of just five Yankees as old or older to toss a complete game win in the last 25 years (Roger Clemens, Tommy John, Randy Johnson and David Wells)...also joined John Smoltz and Tim Lincecum as the only pitchers in Major League history to throw a shutout at that age or older after not throwing a shutout in any of their previous four years of play...left the game in the seventh inning June 11 vs. Cleveland with a strained left hamstring...was placed on the 15-day disabled list June 12 and missed 18 games...was reinstated from the DL prior to his start July 2 at New York (NL)...did not allow a run in consecutive starts June 11 against Cleveland and July 2 at New York (NL), marking the first time that he accomplished the feat since 2001...lasted just 0.2 innings July 14 at Toronto, allowing eight runs, three earned, on six hits and two walks...it matched his shortest career start (also April 9, 1997 at Seattle)...went 0-4 with a 5.36 ERA over his final 10 starts spanning August and September...according to Elias, became the first Yankees pitcher to finish a season with a streak of 10 or more winless starts since Jim Beattie went 0-5 over his last 10 starts in 1979...recorded a 5.96 ERA in September, which tied for the ninth-highest in the Majors for the month.

2010—Did not pitch during the season...went 2-1 with a 1.93 ERA in seven starts for Aguilas in the Dominican Winter League...struck out 28 and walked just six in 37.1 innings...surrendered just one home run...held the opposition to a .250 batting average, including .167 with runners in scoring position.

2009—Went 3-6 with a 4.19 ERA and 38 strikeouts in 12 starts in his second stint with the White Sox...signed with Chicago as a free agent Jan. 15...tied for fourth in the American League with 13 unearned runs allowed...received just 3.25 runs of support...had his 12-game winning streak vs. Texas end May 10 at U.S. Cellular Field after allowing five earned runs in 4.2 innings...was removed after 5.0 scoreless innings May 16 at Toronto due to a stomach ailment...lasted just 2.0 innings May 20 vs. Minnesota, allowing eight runs, one earned...was on the disabled list from June 9-July 23 with patella femoral inflammation in his left knee...returned for one start before landing on the disabled list again July 29 with right elbow inflammation...was reinstated from the DL and released by the Sox Sept. 16.

2008—Split the season between Triple-A Pawtucket and the Red Sox in his first season in the Boston organization...went 3-1 with a 2.27 ERA in nine starts with Pawtucket and 4-2 with a 3.92 ERA in seven starts with the Red Sox...began the season on Pawtucket's disabled list with a strained left oblique...was reinstated May 10 and had his contract purchased by Boston May 21...won his Red Sox debut May 21 against Kansas City, allowing two earned run in 5.0 innings...went 3-0 with a 3.50 ERA in his first three starts...was on the disabled list from June 17 to Sept. 7 with a lower back strain...made six rehabilitation starts with Pawtucket...was recalled Sept. 9 and made one start Sept. 13 vs. Toronto, allowing two earned runs in 6.0 innings...did not pitch the remainder of the season.

2007—Made 19 appearances, 18 starts, with the Angels, going 6-8 with a 6.34 ERA...began the season on the disabled list after recovering from a strained right Lattisimus Dorsi muscle...was recalled from a three-game rehabilitation assignment April 21...won his first five decisions for the first time in career...struck out a season-high 11 batters in 7.0 innings April 26 against Tampa Bay...registered his 1,500th career strikeout (Chris Duncan) June 8 at St. Louis...made his 300th career start June 24 against Pittsburgh...was on the DL from July 24 to Sept. 9 with a strained right elbow...made two rehab starts with Triple-A Salt Lake, going 1-0 with a 4.50 ERA...made his third career relief appearance Sept. 29 at Oakland (1.0 ip), his first since Sept. 27, 1997 in the first game of a doubleheader against Minnesota.

2006—Went 1-5 with a 5.11 ERA in just 10 starts with the Angels...was limited to 10 starts due to various right shoulder injuries...was initially placed on the 15-day disabled list with inflammation in his right shoulder...made three rehabilitation starts, going 0-1 with a 4.60 ERA...was activated from the

disabled list June 17...tossed his eighth career shutout July 5 at Seattle, allowing four hits...returned to the disabled list July 30 with a partial thickness tear in his right rotator cuff and missed the remainder of the season...pitched for the Dominican Republic in the World Baseball Classic, going 1-0 with a 0.64 ERA.

2005—Was named the American League Cy Young Award winner after going 21-8 with a 3.48 ERA and two complete games in 33 starts in his second season with the Angels... finished with 118 points, including 17 first place votes and 11 second-place votes...became the second Angels pitcher to garner the honor (Dean Chance in 1964)...also named *The Sporting News* AL Pitcher of the Year, Players Choice AL Pitcher of the Year and to the AL All-Star Team...ranked among AL Leaders in wins (1st), winning percentage (4th, .714), innings pitched (7th), ERA (8th) and strikeouts (t-8th, 157)...the career-best 21 victories were tied for the third-most in club history...became the third Angel pitcher to lead the AL in wins (Clyde Wright in 1970 and Nolan Ryan in 1974) and the first 20-game winner since 1974...reached the 200.0 innings pitched mark for the fifth straight season (seven overall)...was the first Angel pitcher to 10 wins before July 1 since 1991 (Mark Langston and Chuck Finley)...made his fifth career Opening Day start and second straight with the Angels...won a career-best eight straight decisions (10 starts) from July 21 to Sept. 10...pitched into the 10th inning Aug. 30 against Oakland, the first Angel pitcher to do so since Mark Langston Sept. 27, 1992 at the White Sox (10.0 ip)...was named the AL Pitcher of the Month for August (5-0, 1.72 ERA), his third career award (also June, 1998 and May, 2002)...went 0-1 with a 4.50 ERA in two ALDS starts against New York...was charged with the loss in Game 1 at Angel Stadium, allowing four earned runs in 7.0 innings...left Game 5 after 1.0 innings due to an inflamed right shoulder and missed the remainder of the postseason.

2004—Matched his career high (third time) with 34 starts in his first season with Anaheim, going 18-12 with a 5.01 ERA...the 18 wins finished as the third-most by an Angel in the first year with the club, trailing Bill Singer (20 in 1973) and Nolan Ryan (19 in 1972)...also totaled the most victories by an Angel right-hander since Mike Witt in 1986 (18-10)...became the first pitcher since Bobo Newsom in 1938 (20 wins, 5.08 ERA) to win 18 games with a 5.00 ERA...ranked among the American League leaders in home runs allowed (t-2nd), wins (t-3rd) and starts (t-3rd)...also led the Angels in wins and starts...surrendered a career-high 38 home runs...went 6-8 with a 6.38 ERA before the All-Star Break and 12-4 with a 3.63 ERA in the second half...the 12 wins after the Midsummer Classic tied for second in the majors with Roy Oswalt...was 6-0 vs. Texas...reached 1,500 career innings pitched July 22 at Texas...combined with Francisco Rodriguez and Troy Percival on a one-hitter July 27 against Texas...made one postseason start and did not factor in the decision in Game 2 of the ALDS against Boston...allowed three earned runs in 6.0 innings.

2003—Went 15-13 with a 3.87 ERA, nine complete games and 173 strikeouts in his first season with the White Sox...established career highs in innings pitched and complete games and tied his career best with 34 starts...his nine complete games tied for the Major League lead...also finished among the American League leaders in innings pitched (2nd), starts (t-5th), strikeouts (7th), losses (t-10th) and wild pitches (t-10th, 8)...induced 31 double play grounders, which were the most in the majors...threw 3,529 pitches, which was the third-highest total in the AL...also averaged 14.6 pitches per inning (5th-fewest) and averaged 103.8 pitches per game (7th)...compiled a 2.95 ERA during the day, which was ninth-best in the AL among starters with at least 61.0 innings...served a five-game suspension from May 22-26, handed down by Major League Baseball for hitting Baltimore's Jerry Hairston May 15 after warnings had been issued to both benches...recorded his 1000th career strikeout (Ellis Burks) June 2 at Cleveland...needed just 87 pitches in complete-game win June 7 at Los Angeles...did not surrender a walk in 24.0 innings from July 22-Aug. 6...tossed four complete games in a six-game span from Sept. 2-28, including three straight Sept. 2-13...became the first White Sox pitcher since Jack McDowell (July 30-Aug. 8, 1994) to throw three consecutive complete games...earned AL Pitcher of the Week honors

COLÓN'S CAREER 10-STRIKEOUT GAMES (17)

- 14 May 29, 1998 at Toronto
- 13 Sept. 18, 2000 at New York (AL)
- 12 May 17, 2000 vs. Detroit
- 12 June 3, 2000 at St. Louis
- 11 June 4, 2005 at Boston
- 11 April 26, 2007 vs. Tampa Bay
- 10 April 4, 1998 at Anaheim
- 10 June 21, 1998 vs. New York (AL)
- 10 June 24, 2000 vs. Detroit
- 10 July 26, 2000 at Toronto
- 10 Sept. 28, 2000 vs. Minnesota
- 10 April 29, 2001 vs. Texas
- 10 May 16, 2001 at Texas
- 10 Aug. 3, 2001 vs. Seattle
- 10 Aug. 8, 2001 at Minnesota
- 10 Sept. 30, 2001 vs. Minnesota
- 10 Aug. 27, 2003 at New York (AL)

(third career) for the week of Sept. 8-14, going 2-0 with a 1.00 ERA and two complete games...had a season-high 10 strikeouts Sept. 22 at New York...earned his 100th career victory Sept. 27 at Kansas City, allowing three runs on five hits in complete-game outing.

2002—Split the season between Cleveland and Montreal, going 20-8 with a 2.93 ERA, eight complete games, three shutouts and 149 strikeouts in 33 starts...went 10-4 with each club to become only the second pitcher in Major League history to win at least 10 games in each league in the same season, joining Hank Borowy, who was 10-5 with the New York Yankees and 11-2 with the Chicago Cubs in 1945...tied Arizona's Randy Johnson for the ML lead in complete games and also ranked among baseball's leaders in shutouts (t-3rd), pitches per start (4th, 107.2), wins (t-5th), innings pitched (6th) and ERA (7th)...despite splitting his season between leagues, tied for fourth in the American League and tied for fifth in the National League in complete games (four in each league)...made his third straight Opening Day start for Cleveland March 31 at Anaheim, throwing a complete-game, five-hit shutout...it was the Indians first complete-game shutout on Opening Day since 1968 (Sonny Siebert) and the first in the majors since Dwight Gooden in 1993...was traded to the Expos June 27 with pitcher Tim Drew and cash in return for first baseman Lee Stevens shortstop Brandon Phillips, left-hander Cliff Lee and outfielder Grady Sizemore...was Montreal's Pitcher of the Month for July after going 4-1 with a 2.80 ERA and three complete games...had a six-game winning streak from June 11 to July 18...registered a two-hit shutout Aug. 19 against San Diego...faced just 29 batters and threw 95 pitches...pitched for Aguilas in the Dominican Winter League, making one start in both the regular season and playoffs.

2001—Ranked among the American League leaders in starts (t-3rd, 34), strikeouts (5th, 201), strikeouts per nine innings (t-8th, 8.1) and innings pitched (9th, 222.1)...became the first Indians pitcher since Gaylord Perry (1972-74) to record 200-plus strikeouts in back-to-back seasons...struck out 10 or more batters five times...lasted eight innings or more nine times...threw 3,650 pitches, the most in the AL...went 8-5 with a 3.28 ERA in the second half...yielded a team-high 26 home runs...fanned 10 in complete-game victory Aug. 3 against Seattle and 10 in his next start Aug. 8 at Minnesota, the first time he has struck out 10 or more in back-to-back outings...had a streak of 16 straight starts with at least 6.0 innings ended June 2 at New York...made his second career Opening Day start April 2 against the White Sox...was ejected by home-plate umpire Andy Fletcher July 17 at Houston for throwing over the head of Scott Servais...was suspended seven games by Major League Baseball...suspension was later reduced to six games and was served from July 28 to Aug. 2...was 1-1 with a 1.84 ERA and 13 strikeouts in two ALDS starts against Seattle...earned the victory in Game 1 at Safeco Field, tossing 8.0 scoreless innings with 10 strikeouts...suffered the loss in Game 4 at Safeco Field despite not allowing a run in the first six frames.

2000—Ranked among the American League leaders in strikeouts (career-high 212), ERA (5th, 3.88) and wins (9th, 15)...his average of 10.1 strikeouts per nine innings was second in the AL and fourth in baseball...became first Indians pitcher since Dennis Eckersley in 1976 to record 200 strikeouts...also finished among the league leaders in opponents slugging percentage (2nd, .371), opponents average with runners in scoring position (t-2nd, .205) and opponents average (3rd, .233)...struck out 10 or more batters six times...won his first career Opening Day start April 3 at Baltimore despite walking six batters...had his first career stint on the disabled list from April 16 to May 11 with a pulled left oblique muscle...struck out 12 May 17 vs. Detroit...took no-hitter into seventh inning June 3 at St. Louis before allowing a single to Mark McGwire...struck out 12 in that game...tied an AL record by walking the first four batters of the game June 29 at Kansas City...set an Indians record by striking out the first six hitters July 26 at Toronto...tied Bob Feller's 1938 club record for most consecutive strikeouts in one game...won his final six decisions after Aug. 1, going 6-0 with a 3.05 ERA in 12 starts...threw 20.0 consecutive scoreless innings from Sept. 13-28...registered a one-hit shutout Sept. 18 at New York, striking out 13 in a 2-0 win over Roger Clemens...carried a no-hitter into the eighth inning before allowing a one-out single to Luis Polonia...it was his 50th career victory...went seven scoreless innings in his next start Sept. 23 vs. Kansas City, allowing two hits...was named AL Pitcher of the Week for Sept. 18-24 for his efforts...made two starts for Aguilas in the Dominican Winter League.

1999—Finished fourth in the American League Cy Young Award voting, including three second-place votes, after winning a then-career-high 18 games...his 18 wins tied for second in the AL and were the most by a Cleveland pitcher since Greg Swindell was 18-14 in 1988...also ranked among the league leaders in ERA (7th, 3.95)...averaged 7.1 strikeouts per nine innings, which tied for 10th in the AL...

opponents hit .242, fourth-best among AL starters...his 3.78 road ERA was sixth in the league...went 11-2 with a 2.60 ERA in 15 second-half starts, lowering his season ERA from 5.35 to 3.95...held opponents to a .212 average after the break...went 4-0 with a 2.36 ERA in July...won five straight starts from Aug. 9-30 and was 8-1 with a 2.75 ERA over his last 10 starts...skipped his last scheduled start Sept. 20 at Detroit due to tendonitis in right shoulder...made two ALDS starts vs. Boston, going 0-1 with a 9.00 ERA and 12 strikeouts...did not factor in the decision in Game 1 at Jacobs Field, striking out 11 in 8.0 innings...lost Game 4 at Fenway Park while pitching on three days rest for the first time in his career...allowed seven earned runs in 1.0 inning...signed a contract through 2002 with a club option for 2003 March 25.

1998—Spent his first full season in the major leagues and was named to his first American League All-Star Team...his six complete games tied for fifth in the AL and he ranked 10th with a 3.71 ERA...recorded his first career shutout April 4 at Anaheim, allowing four hits while striking out 10...struck out a career-high 14 in complete-game, five-hitter at Toronto May 29...posted another four-hit shutout June 8 vs. Pittsburgh...named AL Pitcher of the Month for June after going 4-1 with a 1.30 ERA and two complete games, including one shutout...was the winning pitcher in the All-Star Game July 7 at Colorado despite allowing a three-run homer to Barry Bonds...tossed 1.0 inning of relief...was 9-4 with an AL-best 2.46 ERA at the break but was 5-5 with a 5.65 ERA in the second half...opponents hit .323 after the break compared to just .218 before...went 1-0 with a 1.23 ERA in two postseason starts...received a no decision in his playoff debut in Game 4 of the ALDS vs. Boston, allowing one earned run in 5.0 innings...earned his first postseason win in Game 3 of the ALCS against the Yankees, tossing a complete game four-hitter...became the first Cleveland pitcher to hurl a complete game in the postseason since Bob Lemon in Game 1 of the 1954 World Series.

1997—Had five separate stints with the Indians...made his Major League debut April 4 at Anaheim, a no decision...optioned to Triple-A Buffalo April 11...recalled April 26 and made two starts before his second option to Buffalo May 10...recalled again May 28...earned his first ML win June 7 at Boston, allowing four runs, one earned, in 7.0 innings...optioned to Buffalo a third time June 20 but was recalled again July 13...made eight starts with the Indians between July 13-Aug. 24, going 1-4 with a 5.10 ERA...threw his first career complete game in a 2-0 loss July 28 against Anaheim...optioned to Buffalo Aug. 24 and recalled for the fifth and final time Sept. 6...made 10 starts with Buffalo over five separate stints, going 7-1 with a 2.22 ERA...threw a nine-inning no-hitter June 20 against New Orleans.

1996—Named by *Baseball America* as the No. 1 Pitching Prospect in the Cleveland organization...spent the majority of season at Double-A Canton-Akron, posting a 1.74 ERA in an injury-shortened season...held opponents to a .196 average...began season in rotation, making nine starts before being placed on disabled list May 30 with a sprained ligament in right elbow...activated July 24...made three starts upon his return before being moved to the bullpen...promoted to Buffalo Aug. 6, making eight relief appearances...was named Pitcher of the Year in the Dominican Winter League after going 4-1 with a 0.21 ERA in 10 starts for Aguilas...the ERA was the lowest in DWL history.

1995—Named Carolina League Pitcher of the Year at Single-A Kinston...led the CL in strikeouts (152) and ranked second in ERA (1.96) and wins (13) despite missing the final month of the season...averaged 10.63 strikeouts per nine innings, best in the CL and second among all Single-A starters...held opponents to a .202 average, third-best in the CL and fifth among Single-A starters...named to CL Midseason All-Star Team...was placed on disabled list Aug. 1 with a bone bruise in right elbow and missed the remainder of the season.

1994—Tied for second in the Appalachian League in wins (seven) and ranked third in strikeouts (84) at Single-A Burlington...also ranked fifth among AL starters in opponents average (.192).

1993—Made his professional debut with Santiago in the Dominican Summer League...was second in the Cibao Division in ERA (2.59) and fourth in strikeouts (48).

PERSONAL/MISCELLANEOUS

Bartolo Colón was originally signed by Indians scout Winston Llenas...is married, Rosanna...has three sons: Bartolo, Emilio and Wilder...in 2005, donated \$50,000 to the American Red Cross to benefit Hurricane Katrina victims...has provided funds for the construction of an amateur baseball stadium in

his hometown of Altamira in the Dominican Republic...his brother, Jose, pitched in Cleveland's farm system.

LIFETIME PITCHING RECORD

Year	Club	W	L	ERA	G	GS	CG	SHO	SV	IP	H	R	ER	HR	HB	BB	IBB	SO	WP	BK
1993	DSL Indians	6	1	2.59	11	10	2	1	1	66.0	44	24	19	0	0	33	0	43	2	2
1994	Burlington	7	4	3.14	12	12	0	0	0	66.0	46	32	23	3	4	44	0	84	6	2
1995	Kinston	13	3	1.96	21	21	0	0	0	128.2	91	31	28	8	0	39	0	152	4	3
1996	Canton-Akron	2	2	1.74	13	12	0	0	0	62.0	44	17	12	2	2	25	0	56	3	1
	Buffalo	0	0	6.00	8	0	0	0	0	15.0	16	10	10	2	0	8	0	19	2	0
1997	CLEVELAND	4	7	5.65	19	17	1	0	0	94.0	107	66	59	12	3	45	1	66	5	0
	Buffalo	7	1	2.22	10	10	1	1	0	56.2	45	15	14	4	0	23	0	54	1	1
1998	CLEVELAND	14	9	3.71	31	31	6	2	0	204.0	205	91	84	15	3	79	5	158	4	0
1999	CLEVELAND	18	5	3.95	32	32	1	1	0	205.0	185	97	90	24	7	76	5	161	4	0
2000	CLEVELAND	15	8	3.88	30	30	2	1	0	188.0	163	86	81	21	4	98	4	212	4	0
	Buffalo	1	0	1.80	1	1	0	0	0	5.0	6	1	1	0	0	0	0	4	0	0
2001	CLEVELAND	14	12	4.09	34	34	1	0	0	222.1	220	106	101	26	2	90	2	201	4	1
2002	CLEVELAND	10	4	2.55	16	16	4	2	0	116.1	104	37	33	11	2	31	1	75	3	0
	MONTREAL	10	4	3.31	17	17	4	1	0	117.0	115	48	43	9	0	39	4	74	1	0
2003	CHICAGO (AL)	15	13	3.87	34	34	9	0	0	242.0	223	107	104	30	5	67	3	173	8	3
2004	ANAHEIM	18	12	5.01	34	34	0	0	0	208.1	215	122	116	38	3	71	1	158	1	0
2005	LOS ANGELES (AL)	21	8	3.48	33	33	2	0	0	222.2	215	93	86	26	3	43	0	157	2	1
2006	LOS ANGELES (AL)	1	5	5.11	10	10	1	1	0	56.1	71	39	32	11	3	11	0	31	1	0
	Rancho Cucamonga	0	0	0.00	1	1	0	0	0	4.0	2	0	0	0	0	1	0	3	0	0
	Salt Lake	0	1	6.17	2	2	0	0	0	11.2	14	8	8	4	1	2	0	3	0	0
2007	Rancho Cucamonga	1	0	1.86	2	2	0	0	0	9.2	6	2	2	0	0	1	0	10	0	0
	Salt Lake	2	0	2.40	3	3	0	0	0	15.0	12	4	4	0	0	3	0	8	0	0
	LOS ANGELES (AL)	6	8	6.34	19	18	0	0	0	99.1	132	74	70	15	5	29	1	76	1	0
2008	Pawtucket	3	1	2.27	9	9	0	0	0	31.2	23	9	8	2	0	6	0	21	0	1
	BOSTON	4	2	3.92	7	7	0	0	0	39.0	44	23	17	5	2	10	0	27	0	0
2009	CHICAGO (AL)	3	6	4.19	12	12	0	0	0	62.1	69	42	29	13	2	21	3	38	1	0
	Kannapolis	0	1	2.57	1	1	0	0	0	7.0	7	2	2	0	0	1	0	8	0	0
	Charlotte	1	1	3.75	2	2	0	0	0	12.0	10	5	5	2	0	4	0	1	1	0
2010										(Did not pitch)										
2011	NEW YORK (AL)	8	10	4.00	29	26	1	1	0	164.1	172	85	73	21	3	40	3	135	0	0
2012	OAKLAND	10	9	3.43	24	24	0	0	0	152.1	161	62	58	17	1	23	3	91	0	0
AL Totals		161	118	4.08	364	358	28	8	0	2276.1	2286	1130	1033	285	48	734	32	1759	38	5
NL Totals		10	4	3.31	17	17	4	1	0	117.0	115	48	43	9	0	39	4	74	1	0
ML Totals		171	122	4.05	381	375	32	9	0	2393.1	2401	1178	1076	294	48	773	36	1833	39	5

CAREER TRANSACTIONS

1993 — Signed by the Cleveland Indians organization as a non-drafted free agent, June 26. **2000** — On disabled list, April 16 to May 11; included rehabilitation assignment to Buffalo, May 7 to 11. **2001** — On suspended list, July 28 to August 2. **2002** — Traded to the Montreal Expos with pitcher Tim Drew and cash considerations for pitcher Cliff Lee, infielders Lee Stevens and Brandon Phillips and outfielder Grady Sizemore, June 27. **2003** — Traded to the Chicago White Sox with infielder Jorge Nunez for pitchers Rocky Biddle and Orlando Hernandez and first baseman Jeff Liefer, January 15. On suspended list, May 21 to 26. Elected free agency, October 27; signed by the Anaheim Angels, December 10. **2006** — On disabled list, April 16 to June 17; included rehabilitation assignments to Rancho Cucamonga, June 1 to 4, and Salt Lake, June 5 to 17. On disabled list July 27 to October 1. **2007** — On disabled list, March 23 to April 20; included rehabilitation assignments to Rancho Cucamonga, April 5 to 12, and Salt Lake, April 13 to 19. On disabled list, July 24 to September 8; included rehabilitation assignment to Salt Lake, August 25 to September 8. Elected free agency, October 29. **2008** — Signed by the Boston Red Sox organization to a minor league contract, February 25. On disabled list, June 17 to September 6; included rehabilitation assignment to Pawtucket, August 5 to September 2. On suspended list, September 19 to 24. On restricted list, September 25 to October 30. Elected free agency, October 31. **2009** — Signed by the Chicago White Sox, January 15. On disabled list, June 8 to July 22; included rehabilitation assignments to Charlotte, July 9 to 12 and July 16 to 19, and Kannapolis, July 13 to 15. On disabled list, July 25 to September 15. Released, September 16. **2011** — Signed by the New York Yankees to a minor league contract, January 26. On disabled list, June 12 to July 1. Elected free agency, October 30. **2012** — Signed by the Oakland Athletics, January 24. On disabled list, June 18 to July 2. On restricted list, August 22 to end of season. Elected free agency, October 29; resigned by the A's, November 3.

DIVISION SERIES RECORD

Year	Club	W	L	ERA	G	GS	CG	SHO	SV	IP	H	R	ER	HR	HB	BB	IBB	SO	WP	BK
1998	CLE vs. BOS	0	0	1.59	1	1	0	0	0	5.2	5	1	1	1	0	3	1	3	0	0
1999	CLE vs. BOS	0	1	9.00	2	2	0	0	0	9.0	11	9	9	3	0	4	0	12	0	0
2001	CLE vs. SEA	1	1	1.84	2	2	0	0	0	14.2	12	3	3	0	0	6	0	13	0	0
2004	ANA vs. BOS	0	0	4.50	1	1	0	0	0	6.0	7	3	3	1	0	3	0	3	0	0
2005	LAA vs. NYY	0	1	4.50	2	2	0	0	0	8.0	10	4	4	0	1	2	0	7	0	0
Totals		1	3	4.15	8	8	0	0	0	43.1	45	20	20	5	1	18	1	38	0	0

LEAGUE CHAMPIONSHIP SERIES RECORD

Year	Club	W	L	ERA	G	GS	CG	SHO	SV	IP	H	R	ER	HR	HB	BB	IBB	SO	WP	BK
1998	CLE vs. NYY	1	0	1.00	1	1	1	0	0	9.0	4	1	1	0	0	4	0	3	0	0

ALL-STAR GAME RECORD

Year	Club	W	L	ERA	G	GS	CG	SHO	SV	IP	H	R	ER	HR	HB	BB	IBB	SO	WP	BK
1998	A.L./COL	1	0	27.00	1	0	0	0	0	1.0	2	3	3	1	0	1	0	1	0	0
2005	A.L./DET	0	0	0.00	1	0	0	0	0	1.0	1	0	0	0	0	0	0	0	0	0
Totals		1	0	13.50	2	0	0	0	0	2.0	3	3	3	1	0	1	0	1	0	0

WORLD BASEBALL CLASSIC RECORD

Year	Club	W	L	ERA	G	GS	CG	SHO	SV	IP	H	R	ER	HR	HB	BB	IBB	SO	WP	BK
2006	Dominican Republic	1	0	0.64	3	3	0	0	0	14	13	1	1	0	0	2	0	7	0	0

OAKLAND A'S RECENT EJECTIONS

Date	Player/Coach	Umpire	Date	Player/Coach	Umpire
Sept. 18, 2012	Jesse Chavez	Jerry Meals	August 23, 2007	Santiago Casilla	John Hirschbeck
June 23, 2012	Coco Crisp	Tony Randazzo	August 18, 2007	Bob Geren	Mike Muchlinski
June 9, 2012	Bob Melvin	Tim McClelland	July 8, 2007	Joe Blanton	Tim McClelland
May 19, 2012	Bob Melvin	James Hoyer	May 1, 2007	Bob Geren	Charlie Reliford
May 17, 2012	Bob Melvin	Laz Diaz	Sept. 28, 2006	Milton Bradley	Wally Bell
July 31, 2011	Ryan Sweeney	Dan Bellino	Sept. 22, 2006	Milton Bradley	Ron Kulpa
July 22, 2011	Gerald Perry	Marty Foster	August 9, 2006	Milton Bradley	Paul Schrieber
June 16, 2011	Bob Melvin	Tim Lincecum	July 25, 2006	Justin Duchscherer	Mark Wegner
May 27, 2011	Bob Geren	Angel Campos	July 23, 2006	Frank Thomas	Adam Dowdy
May 7, 2011	Josh Willingham	Bill Miller	July 9, 2006	Gerald Perry	Eric Cooper
Sept. 12, 2010	Daric Barton	Hunter Wendelstedt	May 2, 2006	Jason Kendall	Dale Scott
Aug. 3, 2010	Bob Geren	Gary Darling	April 16, 2006	Jay Payton	Ed Rapuano
July 27, 2010	Jack Cust	Kerwin Danley	Sept. 28, 2005	Mark Kotsay	Mike Everitt
July 20, 2010	Coco Crisp	Bob Davidson	May 9, 2005	Ken Macha	Mark Carlson
July 6, 2010	Daric Barton	Mike Winters	June 16, 2004	Arthur Rhodes	Bruce Dreckman
June 23, 2010	Bob Geren	Jerry Crawford	April 19, 2004	Mark Kotsay	Paul Emmel
June 7, 2010	Jim Kaalen	Eric Cooper	Sept. 6, 2003	Terry Francona	Hunter Wendelstedt
May 23, 2010	Bob Geren	Greg Gibson	Sept. 2, 2003	Terrence Long	Marvin Hudson
Sept. 22, 2009	Adam Kennedy	Eric Cooper	August 17, 2002	Jim Mecir	Rob Drake
August 16, 2009	Bob Geren	Gary Darling	August 17, 2002	Art Howe	Rob Drake
July 28, 2009	Bob Geren	Adrian Johnson	July 27, 2002	Art Howe	Kerwin Danley
May 25, 2009	Jim Kaalen	Brian Knight	May 23, 2002	Mike Magnante	Bruce Froemming
May 9, 2009	Bob Geren	Paul Nauert	April 24, 2002	Rick Peterson	Ed Montague
August 21, 2008	Frank Thomas	Bill Hohn	August 26, 2001	Erik Hiljus	Chris Guccione
June 24, 2008	Ty Van Burkleo	Jeff Nelson	August 7, 2001	Ramon Hernandez	Kerwin Danley
June 22, 2008	Mark Ellis	Lance Barksdale	July 26, 2001	Cory Lidle	Paul Emmel
June 22, 2008	Bob Geren	Lance Barksdale	May 16, 2001	Art Howe	Jeff Nelson
Sept. 16, 2007	Nick Swisher	Chuck Meriwether			

VS. THE AMERICAN LEAGUE

2012		CAREER												
ERA	W	L	S	G	IP	ER	vs. TEAM	ERA	W	L	S	G	IP	ER
1.29	1	0	0	2	14.0	2	Baltimore	3.10	12	8	0	26	165.2	57
1.50	0	0	0	1	6.0	1	Boston	3.98	8	11	0	26	162.2	72
4.97	0	2	0	2	12.2	7	Chicago	4.06	10	8	0	22	142.0	64
1.13	1	0	0	1	8.0	1	Cleveland	3.28	6	3	0	10	68.2	25
27.00	0	1	0	1	2.1	7	Detroit	5.60	8	10	0	25	144.2	90
2.57	0	1	0	1	7.0	2	Kansas City	4.83	15	10	0	28	173.1	93
1.66	2	1	0	3	21.2	4	Los Angeles	3.38	10	6	0	21	138.2	52
—	0	0	0	0	0.0	0	Minnesota	4.14	9	8	0	23	137.0	63
7.11	0	1	0	2	12.2	10	New York	6.23	4	6	0	15	82.1	57
—	0	0	0	0	0.0	0	Oakland	3.52	8	6	0	19	117.2	46
2.89	2	1	0	4	28.0	9	Seattle	3.97	16	12	0	33	208.2	92
5.40	0	0	0	1	5.0	3	Tampa Bay	4.00	9	5	0	23	139.1	62
2.40	1	1	0	2	15.0	4	Texas	3.66	18	7	0	29	191.2	78
0.00	1	0	0	1	8.0	0	Toronto	4.12	10	5	0	24	155.0	71

VS. THE NATIONAL LEAGUE

2012		CAREER												
ERA	W	L	S	G	IP	ER	vs. TEAM	ERA	W	L	S	G	IP	ER
—	0	0	0	0	0.0	0	Arizona	6.35	0	0	0	1	5.2	4
—	0	0	0	0	0.0	0	Atlanta	1.57	3	0	0	3	23.0	4
—	0	0	0	0	0.0	0	Chicago	5.33	0	1	0	4	25.1	15
—	0	0	0	0	0.0	0	Cincinnati	2.37	3	0	0	3	19.0	5
9.00	1	0	0	1	5.0	5	Colorado	5.40	2	0	0	2	11.2	7
—	0	0	0	0	0.0	0	Houston	3.54	3	2	0	6	40.2	16
—	0	0	0	0	0.0	0	Los Angeles	6.61	1	4	0	5	31.1	23
—	0	0	0	0	0.0	0	Miami	4.26	2	1	0	3	19.0	9
—	0	0	0	0	0.0	0	Milwaukee	4.67	2	1	0	5	27.0	14
—	0	0	0	0	0.0	0	New York	2.81	4	1	0	5	32.0	10
—	0	0	0	0	0.0	0	Philadelphia	4.65	1	2	0	5	31.0	16
—	0	0	0	0	0.0	0	Pittsburgh	1.50	2	1	0	4	30.0	5
—	0	0	0	0	0.0	0	St. Louis	5.06	1	0	0	3	16.0	9
4.50	0	1	0	1	2.0	1	San Diego	1.50	1	2	0	3	18.0	3
3.60	1	0	0	1	5.0	2	San Francisco	5.12	2	1	0	3	19.1	11
—	0	0	0	0	0.0	0	Washington	1.59	1	1	0	2	17.0	3

MONTHLY BREAKDOWN

2012		CAREER												
ERA	W	L	S	G	IP	ER	by MONTH	ERA	W	L	S	G	IP	ER
1.13	1	0	0	1	8.0	1	March	0.53	2	0	0	2	17.0	1
2.86	2	2	0	5	34.2	11	April	3.94	27	21	0	62	372.2	163
7.92	1	3	0	5	25.0	22	May	4.12	29	22	0	67	436.2	200
3.27	2	2	0	4	22.0	8	June	4.71	25	26	0	65	404.2	212
2.65	1	1	0	5	34.0	10	July	3.92	31	21	0	66	413.1	180
1.88	3	1	0	4	28.2	6	August	3.73	30	16	0	60	401.0	166
—	0	0	0	0	0.0	0	September	3.95	26	15	0	57	339.2	149
—	0	0	0	0	0.0	0	October	5.40	1	1	0	2	8.1	5

PITCHING BREAKDOWN

2012		CAREER												
ERA	W	L	S	G	IP	ER	by CATEGORY	ERA	W	L	S	G	IP	ER
3.54	5	6	0	14	89.0	35	Home	4.11	84	66	0	194	1241.1	567
3.27	5	3	0	10	63.1	23	Road	3.98	87	56	0	187	1152.0	509
4.59	1	4	0	8	49.0	25	Day	4.01	58	39	0	127	762.1	340
2.87	9	5	0	16	103.1	33	Night	4.06	113	83	0	254	1631.0	736
3.80	6	7	0	17	104.1	44	Pre-ASG	4.23	92	73	0	216	1355.0	637
2.63	4	2	0	7	48.0	14	Post-ASG	3.81	79	49	0	165	1038.1	439
3.43	10	9	0	24	152.1	58	Starter	4.05	170	121	0	375	2376.0	1069
—	0	0	0	0	0.0	0	Reliever	3.63	1	1	0	6	17.1	7

BALLPARK BREAKDOWN

	ERA	W	L	S	G	IP	ER
AT&T Park	3.27	2	0	0	2	11.0	4
Angel Stadium	4.33	29	23	0	62	399.0	192
Astrodome	1.13	1	0	0	1	8.0	1
Ballpark in Arlington	4.47	7	3	0	13	86.2	43
Busch Stadium	9.00	0	0	0	1	4.0	4
Busch Stadium I	3.75	1	0	0	2	12.0	5
Camden Yards	3.33	5	7	0	15	97.1	36
Chase Field	6.35	0	0	0	1	5.2	4
Citi Field	0.69	2	0	0	2	13.0	1
Citi Field	0.00	1	0	0	1	6.0	0
Citizens Bank Park	9.00	0	1	0	1	4.0	4
Comerica Park	5.76	4	4	0	12	70.1	45
Coors Field	5.40	2	0	0	2	11.2	7
County Stadium	1.80	1	0	0	2	10.0	2
Dodger Stadium	6.39	1	1	0	2	12.2	9
Fenway Park	4.02	6	6	0	16	94.0	42
Great American Ball Park	6.00	1	0	0	1	6.0	4
Kauffman Stadium	5.13	6	7	0	16	93.0	53
Kingdome	19.20	0	2	0	2	4.2	10
Metrodome	4.46	3	6	0	11	66.2	33
Miller Park	5.14	1	0	0	1	7.0	4
Minute Maid Park	0.00	1	0	0	1	5.0	0
O.co Coliseum	3.22	9	7	0	20	123.0	44
Old Yankee Stadium	5.35	2	2	0	6	33.2	20
Olympic Stadium	2.64	6	2	0	10	75.0	22
PNC Park	3.86	0	1	0	1	7.0	3
Progressive Field	3.94	37	22	0	85	547.2	240
Rogers Centre	4.60	5	3	0	12	74.1	38
Safeco Field	1.91	10	1	0	12	84.2	18
Shea Stadium	4.50	1	1	0	2	12.0	6
Sun Life Stadium	9.00	1	0	0	1	5.0	5
Three Rivers Stadium	0.00	1	0	0	1	8.0	0
Tiger Stadium	3.00	0	1	0	1	6.0	2
Tokyo Dome	1.13	1	0	0	1	8.0	1
Tropicana Field	3.45	3	2	0	12	70.1	27
Tuner Field	0.64	2	0	0	2	14.0	1
U.S. Cellular Field	4.43	15	14	0	32	205.0	101
Veterans Stadium	5.25	0	1	0	2	12.0	7
Wrigley Field	0.00	0	0	0	1	7.0	0
Yankee Stadium	4.68	4	5	0	13	73.0	38

FIELDING STATISTICS

Pitcher	Year	Pct.	G	PO	A	E	TC	DP
1997	.821	19	6	17	5	28	3	
1998	.979	31	13	34	1	48	1	
1999	.692	32	20	31	2	53	4	
2000	.946	30	17	18	2	37	1	
2001	.975	34	12	27	1	40	4	
2002	.938	33	13	32	3	48	4	
2003	.906	34	12	17	3	32	3	
2004	.927	34	8	30	3	41	4	
2005	1.000	33	8	16	0	24	0	
2006	.917	10	4	7	1	12	0	
2007	.917	19	3	8	1	12	1	
2008	.750	7	2	4	2	8	0	
2009	.929	12	1	2	1	14	0	
2011	.966	29	10	18	1	29	1	
2012	.857	24	6	18	4	28	2	
Totals	.934	381	135	289	30	454	28	

COLÓN'S CAREER BESTS

Low Hit Complete Game: 1, September 18, 2000 at New York

Innings Pitched: 9.1, August 30, 2005 vs. Oakland

Strikeouts: 14, May 29, 1998 at Toronto


Longest Winning Streak: 8, July 21 to September 10, 2005

Longest Losing Streak: 6, June 19 to September 22, 2007

Longest Scoreless Streak: 22.1, July 22 to August 7, 2012

COLÓN'S 2012 STARTS

Date	Opponent	Score	Dec	ERA	IP	H	R	ER	BB	SO	HR	#PIT
March 29	Seattle	4-1	W	1.13	8.0	3	1	1	1	6	1	86
April 7	Seattle	7-8	L	5.84	4.1	10	7	7	0	3	0	79
April 13	at Seattle	4-0	W	3.72	7.0	3	0	0	1	5	0	106
April 18	at Los Angeles (AL)	6-0	W	2.63	8.0	4	0	0	0	5	0	108
April 23	Chicago (AL)	0-4	L	2.62	7.0	7	2	2	3	2	2	89
April 29	at Baltimore	2-5	--	2.53	8.1	7	2	2	1	5	0	106
May 5	at Tampa Bay	4-3 (12)	--	2.83	5.0	8	3	3	2	2	3	83
May 10	Detroit	6-10	L	3.96	2.1	9	8	7	0	0	1	44
May 15	at Los Angeles (AL)	0-4	L	4.13	6.2	12	4	4	0	3	1	89
May 20	at San Francisco	6-2	W	4.09	5.0	6	2	2	2	7	0	92
May 26	New York (AL)	2-9	L	4.52	6.0	9	6	6	0	3	2	74
June 1	at Kansas City	0-2	L	4.34	7.0	8	2	2	2	3	0	101
June 6	Texas	2-0	W	3.92	8.0	5	0	0	1	5	0	100
June 12	at Colorado	8-5	W	4.21	5.0	9	5	5	3	4	2	107
June 17	San Diego	1-2	L	4.22	2.0	1	1	1	0	2	0	30
July 3	Boston	3-2	--	4.05	6.0	5	2	1	1	3	1	87
July 8	Seattle	2-1 (13)	--	3.80	8.2	7	1	1	0	5	0	93
July 17	Texas	1-6	L	3.88	7.0	8	4	4	1	5	1	97
July 22	New York (AL)	5-4 (12)	--	3.97	6.2	8	4	4	1	5	1	84
July 28	at Baltimore	6-1	W	3.78	5.2	7	0	0	1	5	0	101
Aug. 2	Toronto	4-1	W	3.55	8.0	7	0	0	1	3	0	96
Aug. 7	Los Angeles (AL)	10-4	W	3.38	7.0	4	1	0	0	5	0	93
Aug. 12	at Chicago (AL)	3-7	L	3.55	5.2	9	6	5	2	2	1	93
Aug. 18	Cleveland	8-5	W	3.43	8.0	5	1	1	0	3	1	103



RIGHT-HANDED PITCHER

Height/Weight: 6-2 / 217 **Bats/Throws:** Right / Right
Birthdate: June 30, 1987 **Opening Day Age:** 25
Birthplace/Resides: Clovis, California / Clovis, California
Major League Service: 1 year, 36 days
Obtained: Acquired from the Arizona Diamondbacks with pitcher Jarrod Parker and outfielder Collin Cowgill for pitchers Trevor Cahill and Craig Breslow and cash considerations, December 9, 2011
Contract Status: First year of a one-year contract through 2013.

CAREER HIGHLIGHTS

Was named to the American League All-Star team as a rookie with the A's in 2012 after beginning the season with a 23.0-inning scoreless streak...made his Major League debut with Arizona in 2011, posting a 7.04 ERA in 12 relief appearances...began his professional career as a starter, logging an 18-21 record and a 4.04 ERA in 56 starts over three seasons...was converted to reliever in 2011 and led the Arizona farm system with 19 saves...went 19-26 with a 3.74 ERA (153 er in 368.2 ip) in 104 games, 56 starts, in four minor league seasons...allowed just 16 home runs, an average of 0.39 per nine innings...named to the Midwest League Midseason All-Star team in 2009 with South Bend...led the Arizona farm system with a 3.66 ERA in 2009.

2012 HIGHLIGHTS

The 25-year-old rookie was the A's lone representative to the American League All-Star team...went 6-2 with 14 saves, a 2.09 ERA and .166 opponents batting average in 71 appearances...tied the Oakland rookie record for games pitched (Aaron Small, 1997) and had the third best save total...his ERA was fifth best among Oakland rookies with 50 or more innings...ranked second among AL rookies in saves and games pitched...however, had seven blown saves, which tied for second most among all AL pitchers...his save percentage of 66.7% was the lowest in the majors and tied for second lowest in Oakland history...it was the lowest since Jay Howell also had a mark of 66.7% in 1987 (16-for-24)...posted a 0.69 ERA and .085 opponents batting average over his first 24 appearances through June 8...then took over as the A's closer and logged a 5.24 ERA and .235 opponents average over a 24-game stretch from June 9 to Aug. 8...compiled a 0.72 ERA and .174 opponents average over his final 23 games after Balfour resumed the closer duties...allowed 15 of his 18 runs in the ninth inning for a 4.73 ERA...had a 0.58 ERA in all other innings...began the season with a 23.0 inning scoreless streak, posted a 4.33 ERA over a 36-game stretch from May 28 to Sept. 5 and then finished the season with a 15.0-inning scoreless streak...ranked third among AL relievers in opponents batting average, fourth in slugging percentage (.261), fifth in ERA, ninth in on-base percentage (.256) and tied for ninth in strikeouts (80)...the batting average was sixth lowest in Oakland history among relievers and the slugging percentage was ninth best...issued 21 walks in 32.2 innings over his first 32 appearances through June 25 (5.79 per nine innings)...then walked just six batters in 40.2 innings over his final 39 outings (1.33 per nine innings)...first batters faced were 13-for-64 (.203) with six walks (.271 on-base percentage)...allowed 8-of-25 (32.0%) inherited runners to score...tied for sixth among AL relievers in wins (6)...his .166 opponents batting average broke down to .162 (22-for-136) against right-handed hitters compared to .171 (20-for-117) against left-handers...surrendered three of his four home runs to lefties...three of his home runs allowed were solo shots...opponents hit .149 with runners in scoring position...allowed 12 of his 18 runs and was charged with five of his seven blown saves in 18 appearances on no days rest (6.48 ERA)...had a 0.79 ERA and was 12-for-14 (85.7%) in save opportunities in his other 53 games...logged a 0.72 ERA in 35 appearances on the road compared to a 3.53 ERA in 36 games at home...allowed all four of his home runs in Oakland...had a 1.41 ERA and .105 opponents batting average in 38 appearances at the All-Star Break...then posted a 2.83 ERA and .225 opponents batting average in 33 appearances after the break.

OAKLAND ROOKIE PITCHING BESTS

MOST SAVES

Andrew Bailey, 2009	26
Huston Street, 2005	23
Ryan Cook, 2012	14
Rollie Fingers, 1969	12
Brad Ziegler, 2008	11

MOST GAMES

Ryan Cook, 2012	71
Aaron Small, 1997	71
Andrew Bailey, 2009	68
Huston Street, 2005	67
Bob Lacey, 1977	64

LOWEST OPPONENTS BATTING AVERAGE BY AN OAKLAND RELIEVER

Jim Roland, 1970	.134
Joey Devine, 2008	.150
Grant Balfour, 2012	.160
Dennis Eckersley, 1990	.160
Dennis Eckersley, 1989	.162
Ryan Cook, 2012	.166
Andrew Bailey, 2009	.167
Diego Segui, 1968	.173
Steve Ontiveros, 1985	.174
Keith Foulke, 2003	.184

(minimum 150 batters faced)

OAKLAND: Did not allow a run over his first 21 games and 23.0 innings...that was the longest season-opening scoreless streak by a player on the Athletics Opening Day roster since at least 1916...the previous high was 21.0 innings by Alex Kellner in 1953...stranded all seven of his inherited runners and allowed just four hits for a .056 opponents batting average...however, walked 12 batters...did not allow a run in his final outing of 2011 with Arizona, giving him a career-high 24.0 inning scoreless streak dating back to September 28, 2011...became the third pitcher in Athletics history to record four strikeouts in an inning April 27 at Baltimore (Blake Stein, 1998; Erik Hiljus, 2001)...the four strikeouts established a career-high...allowed just one hit in the month of April for a .038 opponents batting average...then yielded five hits in 13 appearances in May (.109 opponents average)...tossed a career-high 2.0 scoreless innings May 5 at Tampa Bay, his first of four outings of 2.0 innings...recorded his first Major League win May 17 at Texas by tossing a career-high tying 2.0 scoreless innings in the A's 5-4, 10-inning win...his scoreless streak ended May 28 at Minnesota...entered the game to start the bottom of the eighth inning with the A's leading 4-3 and allowed a RBI double to Morneau and a sacrifice fly to Doumit for his first career blown save...was also charged with the loss...recorded his first Major League save June 12 at Colorado...allowed a hit and a walk in the ninth inning but did not allow a run in the A's 8-5 win...converted each of his first four save opportunities as closer before he was charged with the blown save and loss June 22 against San Francisco...allowed two hits and two walks and all four scored for a career-high four runs...that began an 18-game stretch through Aug. 8 where he went 2-1 with eight saves, six blown saves, a 7.02 ERA and .265 opponents batting average...allowed 6 of 9 (66.7%) inherited runners to score...pitched a perfect seventh inning in the All-Star Game July 10 at Kansas City, striking out Harper and Wright...he was the seventh Oakland rookie to be named to the AL All-Star team, along with Wayne Gross (1977), Matt Keough (1978), Jose Canseco (1986), Mark McGwire (1987), Ben Grieve (1998) and Andrew Bailey (2009)...allowed his first home run of the season July 19 against New York (Swisher), snapping a season-opening 40-game, 40.1-inning, 158-batter homerless streak...surrendered four home runs over a seven-game stretch from July 19 to Aug. 4 (7.0 ip)...was charged with four blown saves over a six-game stretch from July 20 to Aug. 4 (9.00 ERA)...tossed a career-high tying 2.0 scoreless innings July 30 against Tampa Bay...after Balfour replaced him as closer Aug. 11, he did not allow a run over his next eight appearances (9.0 ip), including Aug. 24 at Tampa Bay when he matched his career high with four strikeouts...did pick up two saves over the final five weeks of the season (Aug. 29 at Cleveland, Sept. 12 at Los Angeles)...surrendered three runs Sept. 5 against Los Angeles but then finished the season with a 14-game, 15.0-inning scoreless streak...pitched in each of the A's final five games along with Grant Balfour...they became the seventh and eighth pitchers in Oakland history to pitch on at least five consecutive days...they were the first since Billy Koch in 2002 (Sept. 16-19)...then worked in four of the five ALDS games against the Tigers, logging an 8.10 ERA...was charged with the blown save in his postseason debut in Game 2 at Detroit but picked up the win with 1.1 scoreless innings in Game 4.

CAREER

2011—Made his Major League debut with Arizona, posting a 7.04 ERA and .333 opponents batting average in 12 relief appearances over three stints...struck out seven batters in 7.2 innings, but also walked eight for a .463 on-base percentage...did not allow an extra base hit...his opponents batting average included a .313 mark against left-handed hitters compared to .353 against right-handers...first batters faced were 5-for-11 (.455) with a walk...allowed 1 of 2 inherited runners to score...was selected from Double-A Mobile July 20 and made his ML debut that day against Milwaukee...entered the game to start the 10th inning and did not retire any of the four batters he faced...allowed three runs on three hits and a walk, wild pitch and balk for the loss in a 5-2 decision...surrendered another run in his next outing July 22 against Colorado and was optioned to Triple-A Reno July 24...returned July 30 and recorded his first strikeout that day at Los Angeles (NL), fanning Rod Barajas...was optioned to Reno Aug. 1 with a 21.60 ERA over four outings overall...returned for the final time Sept. 1 when rosters expanded and posted a 3.00 ERA in eight relief appearances during his final stint...led the Diamondbacks farm system with 19 saves after being used exclusively as a starter over his first three professional seasons...combined for a 1-5 record and a 2.21 ERA in 48 relief appearances with Mobile and Reno...converted 19-

of-24 (79.2%) save opportunities...struck out 62 batters in 61.0 innings...surrendered just two home runs...allowed a .192 opponents batting average, which included .179 against left-handed hitters and .200 against right-handers...yielded a .196 average with runners in scoring position...allowed 9-of-24 (37.5%) inherited runners to score...began the season with Mobile, logging a 1-4 record, 13 saves and a 2.25 ERA in 34 appearances...picked up the save in his first career relief appearance, April 8 at Carolina...was 0-4 with two saves and a 3.92 ERA over his first 15 outings through May 22...then tossed a season-high 3.0 scoreless innings and struck out a season-high five batters in the second game of a doubleheader May 25 against Jacksonville...beginning with that outing, he did not allow a run in 18 of his final 19 appearances with Mobile prior to his July 20 promotion...posted a 0.77 ERA and converted all 11 of his save opportunities over that span...had scoreless streaks of 13.0 innings (May 22 to June 17) and 11.0 innings (June 24 to July 17)...was 0-1 with six saves and a 2.12 ERA in 14 relief appearances with Reno...did not allow an earned run over his first five outings (6.2 ip), surrendered three in his next three (2.2 ip) and finished the Triple-A portion of his campaign with a 1.18 ERA over his final six appearances.

2010—Split his time between three teams, combining for a 5-8 record and a 4.30 ERA in 24 starts with Single-A Visalia, Double-A Mobile and Triple-A Reno...yielded just five home runs in 132.0 innings, an average of 0.34 per nine innings...allowed a .257 opponents batting average, including .240 against right-handed hitters and .280 against left-handers...began the season at Visalia and went 4-7 with a 4.24 ERA in 20 starts...tied for the Rawhide lead in games started and finished second with 100 strikeouts...went 1-0 with a 1.84 ERA in three starts in April...was sent to Reno May 3 and made one start for the Aces...allowed six runs on seven hits in 5.0 innings that day against Las Vegas...had a no decision before returning to Visalia the next day...was 1-2 with a 5.40 ERA in five starts for the Rawhide when he was placed on the disabled list May 15 with a sprained left foot...was reinstated May 27 and lost each of his first two starts (9.35 ERA)...then went 3-3 with a 3.30 ERA over his final 13 starts...struck out a season-high nine batters in back-to-back outings, Aug. 3 against Bakersfield and Aug. 8 at Modesto...was transferred to Mobile Aug. 17 and went 1-1 with a 2.89 ERA in three regular season starts with the BayBears...made one relief appearance in the Southern League playoffs and retired the only batter he faced.

2009—Was 11-11 with a 3.66 ERA in 25 starts for Single-A South Bend...tied for fourth in the Midwest League in wins and ranked 10th in ERA...the ERA was the lowest in the Diamondbacks farm system and he also tied for fourth in wins...led the Silver Hawks in wins, starts (tie), innings pitched (142.2) and strikeouts (103)...yielded just five home runs in 142.2 innings, an average of 0.32 per nine innings...allowed a .265 opponents batting average, including .234 by right-handed hitters compared to .302 by left-handers...surrendered all five of his home runs to righties...opponents hit .239 when leading off an inning...began the season with a five-game winning streak, posting 2.61 ERA over his first six starts...was on the disabled list from May 19 to June 1 with a blister on his finger...lost each of his first six starts following his return for a seven-game losing streak overall...named to the Midwest League Midseason All-Star team...compiled another five-game winning streak over a six-start stretch from July 25 to Aug. 21 (1.36 ERA)...had a no decision in his lone postseason start Sept. 11 against Fort Wayne (7.0 ip, 3 h, 2 r, 2 er, 2 bb, 6 so).

2008—Made his professional debut with Yakima of the Northwest League and was 2-2 with a 4.64 ERA in seven starts...allowed a .272 opponents batting average, including .239 by right-handed hitters and .333 by left-handers...opponents hit .158 with runners in scoring position and two outs...was the losing pitcher in his professional debut Aug. 3 against Boise, allowing seven unearned runs in 3.0 innings...earned his first professional win Aug. 13 against Everett, striking out a season-high six in 6.0 innings.

PERSONAL/MISCELLANEOUS

Ryan William Cook was originally signed by Diamondbacks scout Hal Kurtzman...graduated from Clovis (CA) High School in 2005...attended the University of Southern California...was 18-13 with

ATHLETICS LONGEST SEASON OPENING SCORELESS STREAK

- 23.0** Ryan Cook, March 28-May 27, 2012
- 21.0 Alex Kellner, April 14-24, 1953
- 18.1 Jim Corsi, April 27-June 5, 1995
- 17.1 Dennis Eckersley, April 10-May 25, 1990
- 17.1 Santiago Casilla, March 26-May 6, 2008

Since 1916, players on the Opening Day roster

a 5.33 ERA in 46 games, 42 starts, in three seasons with the Trojans...signed autographs for Oakland elementary school students at the A's Community Fund Holiday Party in 2012.

LIFETIME PITCHING RECORD

Year	Club	W	L	ERA	G	GS	CG	SHO	SV	IP	H	R	ER	HR	HB	BB	IBB	SO	WP	BK
2008	Yakima	2	2	4.64	7	7	0	0	0	33.0	37	25	17	4	5	11	0	23	1	0
2009	South Bend	11	11	3.66	25	25	0	0	0	142.2	140	71	58	5	10	44	0	103	7	1
2010	Visalia	4	7	4.24	20	20	0	0	0	108.1	110	62	51	3	13	36	0	100	8	1
	Reno	0	0	10.80	1	1	0	0	0	5.0	7	6	6	1	2	2	0	5	0	1
	Mobile	1	1	2.89	3	3	0	0	0	18.2	13	7	6	1	1	10	0	12	1	0
2011	Mobile	1	4	2.25	34	0	0	0	13	44.0	28	12	11	2	2	14	2	50	3	0
	ARIZONA	0	1	7.04	12	0	0	0	0	7.2	11	6	6	0	0	8	0	7	1	1
	Reno	0	1	2.12	14	0	0	0	6	17.0	13	6	4	0	1	8	1	12	4	0
2012	OAKLAND	6	2	2.09	71	0	0	0	14	73.1	42	18	17	4	4	27	4	80	4	0
AL Totals		6	2	2.09	71	0	0	0	14	73.1	42	18	17	4	4	27	4	80	4	0
NL Totals		0	1	7.04	12	0	0	0	0	7.2	11	6	6	0	0	8	0	7	1	1
ML Totals		6	3	2.56	83	0	0	0	14	81.0	53	24	23	4	4	35	4	87	5	1

CAREER TRANSACTIONS

2008 — Selected by the Arizona Diamondbacks organization in the 27th round of the First-Year Player Draft. **2011** — Traded to the Oakland Athletics with pitcher Jarrod Parker and outfielder Collin Cowgill for pitchers Trevor Cahill and Craig Breslow and cash considerations, December 9.

DIVISION SERIES RECORD

Year	Club/Opp.	W	L	ERA	G	GS	CG	SHO	SV	IP	H	R	ER	HR	HB	BB	IBB	SO	WP	BK
2012	OAK vs. DET	1	0	8.10	4	0	0	0	0	3.1	4	3	3	0	1	1	0	4	1	0

ALL-STAR GAME RECORD

Year	Club/Site	W	L	ERA	G	GS	CG	SHO	SV	IP	H	R	ER	HR	HB	BB	IBB	SO	WP	BK
2012	AL/K.C.	0	0	0.00	1	0	0	0	0	1.0	0	0	0	0	0	0	0	2	0	0

VS. THE AMERICAN LEAGUE

2012		CAREER												
ERA	W	L	S	G	IP	ER	vs. TEAM	ERA	W	L	S	G	IP	ER
3.86	0	0	0	3	2.1	1	Baltimore	3.86	0	0	0	3	2.1	1
0.00	0	0	1	4	4.1	0	Boston	0.00	0	0	1	4	4.1	0
0.00	1	0	0	2	3.0	0	Chicago	0.00	1	0	0	2	3.0	0
0.00	0	0	1	4	4.1	0	Cleveland	0.00	0	0	1	4	4.1	0
0.00	0	0	0	2	2.2	0	Detroit	0.00	0	0	0	2	2.2	0
0.00	0	0	0	3	3.0	0	Kansas City	0.00	0	0	0	3	3.0	0
4.32	0	0	2	9	8.1	4	Los Angeles	4.32	0	0	2	9	8.1	4
6.00	0	1	1	3	3.0	2	Minnesota	6.00	0	1	1	3	3.0	2
3.18	1	0	1	5	5.2	2	New York	3.18	1	0	1	5	5.2	2
—	0	0	0	0	0.0	0	Oakland	—	0	0	0	0	0.0	0
0.00	0	0	2	11	11.0	0	Seattle	0.00	0	0	2	11	11.0	0
0.00	1	0	0	4	6.0	0	Tampa Bay	0.00	1	0	0	4	6.0	0
0.00	2	0	1	8	8.1	0	Texas	0.00	2	0	1	8	8.1	0
9.82	0	0	1	4	3.2	4	Toronto	9.82	0	0	1	4	3.2	4

VS. THE NATIONAL LEAGUE

2012		CAREER												
ERA	W	L	S	G	IP	ER	vs. TEAM	ERA	W	L	S	G	IP	ER
0.00	0	0	0	1	1.0	0	Arizona	0.00	0	0	0	1	1.0	0
0.00	0	0	2	2	2.0	0	Colorado	3.00	0	0	2	3	3.0	1
0.00	1	0	1	2	2.0	0	Los Angeles	4.15	1	0	1	7	4.1	2
—	0	0	0	0	0.0	0	Milwaukee	INF	0	1	0	1	0.0	3
—	0	0	0	0	0.0	0	Pittsburgh	0.00	0	0	0	1	1.0	0
0.00	0	0	1	2	1.2	0	San Diego	0.00	0	0	1	4	3.0	0
36.00	0	1	0	2	1.0	4	San Francisco	12.00	0	1	0	4	3.0	4

MONTHLY BREAKDOWN

2012		CAREER												
ERA	W	L	S	G	IP	ER	by MONTH	ERA	W	L	S	G	IP	ER
0.00	0	0	0	1	1.0	0	March	0.00	0	0	0	1	1.0	0
0.00	0	0	0	8	9.0	0	April	0.00	0	0	0	8	9.0	0
1.29	1	1	0	13	14.0	2	May	1.29	1	1	0	13	14.0	2
3.60	1	1	6	12	10.0	4	June	3.60	1	1	6	12	10.0	4
2.53	2	0	4	10	10.2	3	July	5.11	2	1	4	14	12.1	7
4.63	2	0	3	11	11.2	6	August	4.63	2	0	3	11	11.2	6
1.29	0	0	1	13	14.0	2	September	1.80	0	0	1	21	20.0	4
0.00	0	0	0	3	3.0	0	October	0.00	0	0	0	3	3.0	0

PITCHING BREAKDOWN

2012		CAREER												
ERA	W	L	S	G	IP	ER	by CATEGORY	ERA	W	L	S	G	IP	ER
3.53	3	1	6	36	35.2	14	Home	4.14	3	2	6	44	41.1	19
0.72	3	1	8	35	37.2	3	Road	0.91	3	1	8	39	39.2	4
1.95	3	1	4	30	32.1	7	Day	1.93	3	1	4	32	32.2	7
2.20	3	1	10	41	41.0	10	Night	2.98	3	2	10	51	48.1	16
1.41	2	2	8	38	38.1	6	Pre-ASG	1.41	2	2	8	38	38.1	6
2.83	4	0	6	33	35.0	11	Post-ASG	3.59	4	1	6	45	42.2	17
—	0	0	0	0	0.0	0	Starter	—	0	0	0	0	0.0	0
2.09	6	2	14	71	73.1	17	Reliever	2.56	6	3	14	83	81.0	23

BALLPARK BREAKDOWN

	ERA	W	L	S	G	IP	ER
AT&T Park	0.00	0	0	0	2	2.0	0
Angel Stadium	0.00	0	0	1	5	4.1	0
Ballpark in Arlington	0.00	1	0	1	4	4.1	0
Camden Yards	6.75	0	0	0	2	1.1	1
Chase Field	6.75	0	1	0	9	6.2	5
Comerica Park	0.00	0	0	0	1	1.2	0
Coors Field	0.00	0	0	2	2	2.0	0
Dodger Stadium	9.00	0	0	0	3	1.0	1
Fenway Park	0.00	0	0	0	2	2.1	0
Kauffman Stadium	0.00	0	0	0	2	1.2	0
O.co Coliseum	3.63	3	1	6	35	34.2	14
Progressive Field	0.00	0	0	1	2	2.1	0
Safeco Field	0.00	0	0	2	5	5.0	0
Target Field	9.00	0	1	1	2	2.0	2
Tokyo Dome	0.00	0	0	0	1	1.0	0
Tropicana Field	0.00	1	0	0	3	4.0	0
U.S. Cellular Field	0.00	1	0	0	1	1.1	0
Yankee Stadium	0.00	0	0	0	2	3.1	0

FIELDING STATISTICS

Pitcher

Year	Pct.	G	PO	A	E	TC	DP
2011	1.000	12	1	2	0	3	0
2012	1.000	71	7	6	0	13	2
Totals	1.000	83	8	8	0	16	2

COOK'S CAREER BESTS

Low Hit Complete Game: None

Innings Pitched: 2.0 (four times), last: September 22, 2012 at New York (AL)

Strikeouts: 4 (twice), last: August 24, 2012 at Tampa Bay

Longest Winning Streak: 4, July 18, 2012 to present

Longest Losing Streak: 1 (three times), last: June 22, 2012

Longest Scoreless Streak: 24.0, September 28, 2011 to May 27, 2012



OUTFIELDER

Height/Weight: 5-10 / 185 **Bats/Throws:** Switch / Right
Birthdate: November 1, 1979 **Opening Day Age:** 33
Birthplace/Resides: Los Angeles, California / Rancho Mirage, California
Major League Service: 9 years, 158 days
Obtained: Re-signed as a free agent, January 5, 2012
Contract Status: Second year of a two-year contract through 2013 with a club option for 2014.

CAREER HIGHLIGHTS

Has played for four different teams in 11 Major League seasons... is a .274 career hitter with Cleveland (2002-05), Boston (2006-08), Kansas City (2009) and Oakland (2010-12)... has 257 career stolen bases, including three straight seasons with 30 or more... has 120 stolen bases over that span, which is fourth most in the majors... tied for the American League lead in stolen bases in 2011 (49) after topping the majors in stolen base percentage (91.4%) in 2010... stole 28 bases with Boston in 2007 to help the Red Sox to the World Championship and hit .281 (16 for 57) in 20 games over two postseasons with Boston (2007-08)... went 153 games and 429 total chances between errors from July 21, 2006 at Seattle to Aug. 7, 2007 at Los Angeles to establish a Boston record for consecutive errorless chances by an outfielder... posted career highs in nearly every offensive category in 2005 with Cleveland, including batting (.300), doubles (42) and home runs (16)... earned St. Louis Cardinals Minor League Player of the Year honors with Single-A Potomac in 2001.

2012 HIGHLIGHTS

Batted .259 with 11 home runs, 46 RBI and a team-leading 39 stolen bases in 120 games... it was his third career 30-steal season, all of which have come in the last three years with the A's... the only other players in Oakland history with three or more 30-steal seasons are Rickey Henderson (13), Bert Campaneris (8) and Billy North (4)... the steals were second only to his career-high 49 in 2011... now has 120 stolen bases in three seasons with the A's, which ranks eighth in Oakland history... has been successful in 120 of 136 (88.2%) stolen base attempts with the A's, which is the best mark in franchise history (min. 75 SBA)... ranked fourth in the American League in stolen bases and fifth in stolen base percentage (90.7%)... the stolen base percentage was third best in Oakland history... 14 of his steals were of third base, which was second most in the AL... also ranked third in the AL in batting with runners in scoring position (.367) and tied for sixth with a career-high tying seven triples (2007 with Boston)... has a .314 (83-for-264) average with RISP in three seasons with the A's... hit 11 home runs, the third time he has reached double figures in home runs... it was the first time since 2005 when he hit a career-high 16 with Cleveland... walked 45 times, which was second best in his career to his high of 50 with Boston in 2007... his .259 batting average was second lowest of his career (.228 in 2009 with Kansas City)... batted .172 over his first 38 games through June 13... was moved to the leadoff spot in the batting order June 14 and made each of his final 78 starts batting leadoff... hit .296 in 82 games total over that span... was batting .236 with 23 runs, five doubles, two triples, three home runs, 18 RBI, 20 walks and 16 stolen bases in 60 games before the All-Star Break (.299 on-base percentage, .318 slugging percentage)... then hit .281 with 45 runs, 20 doubles, five triples, eight home runs, 28 RBI, 25 walks and 23 stolen bases in 60 games after the break (.349 on-base percentage, .511 slugging percentage)... tied for the AL lead in triples and stolen bases after the break, tied for sixth in doubles and tied for 10th in extra base hits (33)... was 10th in the AL with a .308

ATHLETICS STOLEN BASE PERCENTAGE LEADERS

CAREER	SB	SBA	SB%
1. Coco Crisp (2010-12)	120	136	88.2%
2. Stan Javier (1986-95)	103	120	85.8%
3. Rajai Davis (2008-10)	116	145	80.0%
4. Rickey Henderson (1979-98)	867	1086	79.8%
5. Davey Lopes (1982-84)	62	78	79.5%
Jose Tartabull (1962-70)	62	78	79.5%

(min. 75 stolen base attempts)

SEASON	SB	SBA	SB%
1. Stan Javier, 1988	20	21	95.2%
2. Coco Crisp, 2010	32	35	91.4%
3. Coco Crisp, 2012	39	43	90.7%
4. Dick Howser, 1962	19	21	90.5%
5. Rickey Henderson, 1989	52	58	89.7%

(min. 20 stolen base attempts)

batting average during the day...the switch-hitter batted .265 (79-for-298) against right-handed pitching compared to .248 (39-for-157) against left-handers...all four of his caught stealings came against left-handed pitchers...his career splits are .275 (831-for-3020) against right-handed pitching compared to .270 (368-1362) against left-handers...hit .234 with the bases empty compared to .317 with runners on base...10 of his 11 home runs were solo shots...hit five home runs in 40 day games and six home runs in 80 night games...batted .321 with seven stolen bases in interleague play...tied for fourth in interleague stolen bases...has a .313 (45-for-144) average against the National League in three seasons with the A's...made 15 of his first 17 starts in left field before going on the DL May 4...then made 93 of his final 94 starts in center field following his return...overall, he made 94 starts in center field, 15 in left field and two at designated hitter...made a team-leading 81 starts batting leadoff.

OAKLAND: Was the A's 13th different Opening Day starter in left field in the last 13 years...had 203 career starts in left entering the season, but none since October 2, 2005...made his first error April 7 against Seattle...it was his first miscue since April 25, 2011, snapping a 116-game errorless streak...that streak was seventh longest by an outfielder in Oakland history...was batting .194 in 18 games when he was placed on the 15-day disabled list May 4 retroactive to May 3 with an inner ear infection...was reinstated from the DL May 21 and went 10-for-67 (.149) over his first 20 games through June 13...was moved to the leadoff spot in the batting order June 14 at Colorado and went 3-for-6 that day against the Rockies...that began a 32-game stretch from June 14 to July 27 where he batted .346 with a .404 on-base percentage...stole three bases June 19 against Los Angeles (NL)...it was his fifth career game of three or more steals, his fourth with the A's...in Oakland history, only Rickey Henderson (45) and Bert Campaneris (10) have more three-steal games...also made his first error of the season as a center fielder in that game, snapping a 136-game errorless streak as a center fielder...was caught stealing after being picked off in the first inning June 21 against Los Angeles (NL), his first caught stealing since July 10, 2011 at Texas...that ended his Athletics record streak of 36 consecutive stolen bases without a caught stealing (caught stealing became an official stat in 1920)...broke the previous mark of 28 set by Stan Javier (May 31-Oct. 1, 1995)...led off the game with a home run June 27 at Seattle and did it again six days later against Boston July 3...also had the game-ending RBI against the Red Sox, a sacrifice fly...is the first Athletic with a leadoff home run and walk-off RBI in the same game since Rickey Henderson did it against Chicago Aug. 12, 1992...had a season-high nine-game hitting streak from July 18 to 27 (15-for-37, .405)...had his second game-ending hit July 22 against New York, a RBI single in the 12th inning off Cody Eppley to complete the A's four-game sweep of the Yankees...had his third career two-homer game July 25 at Toronto...that was part of a 41-game stretch from July 24 to Sept. 11 where 27 of his 44 hits were for extra bases (16 doubles, four triples, seven home runs)...batted .342 in July, which was his best single-month batting average since hitting .375 in Sept., 2008...it ranked eighth in the AL...then hit .259 in August but 17 of his 28 hits were for extra bases (11 doubles, two triples, four home runs)...tied for the AL lead in extra base hits in August, tied for second in doubles, ranked fourth in stolen bases (9) and tied for sixth in runs (21)...the 11 doubles tied for the second best August total in Oakland history and fell one short of the record of 12 set by Jason Giambi in 1999...had his second "walk-off" sacrifice fly Aug. 3 against Toronto...is the second player in Oakland history with two "walk-off" sacrifice flies in one season (Rickey Henderson, 1992)...it was his third game-ending RBI of the season and the fifth of his career...hit five of his 11 home runs over a 15-game span from Aug. 16 to Sept. 1...had a career-high tying five RBI Aug. 19 against Cleveland...it was his fifth career five RBI game...led off the game with a home run for the third time Sept. 1 against Boston...went nine consecutive games without a start from Sept. 19-27...then went 10-for-25 (.400) with nine runs, four doubles, a home run, four RBI and three steals over his final six games...led off the game with a home run Sept. 28 against Seattle...it was his eighth career leadoff home run during the regular season, his sixth as an Athletic...that is third most in Oakland history behind Rickey Henderson (43) and Bert Campaneris (10)...went 4-for-5 against the Mariners the next day, matching his career high in hits (10th time)...started all five games in center field in the ALDS against the Tigers and hit .182 with a home run and two RBI...led off the series with a home run off Justin Verlander in Game 1 at Detroit, the fourth leadoff home run in Athletics postseason history...had a "walk-off" single in Game 4 in Oakland to lift the A's to a 4-3 win and even the series at 2-2...it was the seventh "walk-off" win in A's postseason history.

CAREER

2011—Appeared in 136 games with the A's after playing in just 124 games over the previous two seasons...batted .264 with eight home runs and 54 RBI...stole a career-high 49 bases, which tied for the American League lead (Gardner, NYY)...became the first Athletic to lead the league in steals since

ATHLETICS CONSECUTIVE STOLEN BASES, NO CAUGHT STEALING

36	Coco Crisp, July 16, 2011-June 19, 2012
28	Stan Javier, May 31-October 1, 1995
26	Mitchell Page, April 10-Aug. 13, 1977
26	Bert Campaneris, July 10-Sept. 11, 1976
25	Don Baylor, May 7-June 22, 1976
24	Coco Crisp, July 24-Sept. 13, 2010
24	Rickey Henderson, July 15-Aug. 21, 1989
24	Davey Lopes, July 11, 1983-June 26, 1984
22	Rickey Henderson, July 12-Aug. 2, 1983
21	Rickey Henderson, May 16-Aug. 11, 1992

Rickey Henderson had 66 in 1998...is the 10th player (26th time) in Oakland history to steal 40 bases in a season...his previous career-high was 32 steals in 2010... was caught stealing just nine times and his stolen base percentage of 84.5 was third best in the AL...was a perfect 23 for 23 after the All-Star Break...21 of his steals came in the seventh inning or later, which led the majors and was the most by an Athletic since Henderson had 23 in 1990...47 came as a center fielder, which is the most by an Athletic since Bill North had 66 of his 75 steals in 1976 while playing center...ranked second in the AL with 11 steals of third base...in addition to stolen bases, he also led the A's in at bats (531) and hits (140) and tied for the team lead in runs scored (69)...the hits were second fewest in Oakland history by a team-leader in a non-strike season (Dave Revering, 136 in 1979)...also had a career-high six sacrifice flies...struck out just 65 times and his average of 8.97 plate appearances per strikeout was 10th best in the AL...averaged 3.46 pitches per plate appearance, which was seventh lowest in the AL...put 23.6% of his pitches in play, which was eighth highest...the switch-hitter batted .289 against right-handed pitching compared to .211 against left-handers...the mark against lefties tied for sixth lowest in the AL...hit .298 with runners in scoring position, including .323 with RISP and two outs...batted .290 during the day...appeared exclusively in center field on defense where he played in 133 games, including 130 starts...committed just one error in 324 chances for a .997 fielding percentage, which ranked third among AL outfielders...also went 1 for 2 (.500) as a pinch-hitter...started 61 games in the leadoff spot, 45 hitting second and 24 batting third...his best average was a .312 mark from the three spot...went a career-high 24 consecutive games without a walk from April 3 to May 5...homed to lead-off the game April 20 against Boston...had three straight three-hit games, April 23-25 (9-for-14, .643) and batted .333 (29-for-87) over a 22-game stretch from April 23 to May 23...committed his lone error of the season April 25 at Los Angeles (AL)...finished the season with a 113-game errorless streak...had a season-best 10-game hitting streak from June 10-22...went 13-for-45 (.289) with seven runs, four doubles and four stolen bases during the streak...it was his 10th career hitting streak of 10 or more games...singled off Phil Humber to lead off the game June 12 in Chicago for his 1,000th career hit...his double in the eighth inning July 24 at New York was the 200th of his career...played in the 1000th game of his career July 27 against Tampa Bay...stole two bases July 30 and three July 31, both against Minnesota...is the first Athletic with five steals over a two-game stretch since Rickey Henderson also had five May 9-10, 1992 against New York...his second stolen base on the 31st was the 200th of his career...the three stolen bases matched his career-high until Aug. 6 when he stole four bases at Tampa Bay...those were the most steals by an Athletic since Rickey Henderson also had four Oct. 5, 1991 against Texas...was batting .278 when he missed six games with a strained right calf, Aug. 7-13... then hit .222 over his final 35 games...was a perfect 4 for 4 with two home runs and five RBI Aug. 24 at New York and matched his career highs in all three categories...it was his second career two-homer game, his fourth five-RBI game and his ninth four-hit game...homed from both side of the plate for the first time in his career...is just the fifth player (ninth time) in Athletics history to homer from both sides of the plate in the same game...the last was Nick Swisher on Sept. 9, 2007 at Texas...stole a base in six consecutive games from Sept. 22-27...that was the longest streak of his career and the longest by an Athletic since Rickey Henderson also had a six-game streak, Aug. 15-21, 1989...had seven stolen bases total over that span and 11 in September...tied for the AL lead in September steals despite appearing in just 18 games.

2010—Had his season interrupted by injury three times, but when healthy, he posted some of the best numbers on the team...hit .279 with eight home runs, 38 RBI and 32 stolen bases in 75 games...finished second on the club in steals, third in triples (4) and fifth in home runs despite missing a total of 85 games due to injury...tied for ninth in the American League in stolen bases and had the second highest stolen base total in AL history among players who appeared in fewer than 80 games (Alex Cole had 40 steals in 63 games with Cleveland in 1990)...was caught stealing just three times for a Major League-leading stolen base percentage of 91.4%...that was the second best mark in Oakland history to Stan Javier in 1988 (20 for 21, 95.2%)...the switch hitter batted .329 with four home runs in 79 at-bats against left-handed pitching, .261 with four home runs in 211 at-bats against right-handers...slugged .570 against

southpaws and .389 against righties...batted .302 with six of his eight home runs and 21 of his 32 stolen bases in the Coliseum...hit .300 or better every month except July when he batted .191...batted .239 in 36 games through Aug. 6 and .316 over his final 39 games...had a .317 batting average and .354 on-base percentage when leading off an inning...started 74 games, including 73 in center field and one at designated hitter...made 73 of his starts batting leadoff and tied for third among AL leadoff hitters with his eight home runs...went 9 for 25 (.360) in interleague play and batted .325 against AL West competition...was placed on the 15-day disabled list April 3 with a fractured left pinky, an injury suffered in the third inning April 2 at San Francisco in a caught stealing at second base in a spring training game...was reinstated May 21 and started two games in center field before straining his right intercostal muscle...went 2 for 3 with a double and two RBI in his first game May 21 against San Francisco and drove in a run in each of his first three games with the A's...is the third player in Oakland history with an RBI in at least each of his first three games with the club (Dick Allen, 6 games in 1977; David Justice, 4 games in 2002)...was placed on the 15-day DL for a second time May 26, retroactive to May 23...batted .591 during a six-game rehab assignment with Sacramento, including a 5-for-5 game with five RBI June 18 against Salt Lake...was reinstated from the DL June 22...scored or drove in at least one run in 13 consecutive games from June 25 to July 10, which equaled the fourth longest such streak in Oakland history...stole 27 bases in 57 games after the break, which was second most in the majors...was ejected from the game July 20 against Boston in the 10th inning by home plate umpire Bob Davidson, his first ejection of the season...tied an Oakland record with two sacrifice flies Aug. 7 against Texas...scored the 500th run of his career in the first inning Aug. 21 against Tampa Bay...led off the game with a home run Sept. 6 against Seattle...had a pinch-hit two-run single in the ninth inning Sept. 7 against Seattle, the first pinch-RBI of his career...stole six bases in the three-game series against Boston, Sept. 10-12, which were the most by an Athletic in a three-game series since Rickey Henderson stole six against New York, May 8-10, 1992...that included three steals Sept. 10...had a streak of 24 consecutive stolen bases without being caught from July 24 to Sept. 13...had a streak of five consecutive games with a stolen base from Sept. 8 to 13 (nine steals total)...hit .310 with 10 stolen bases in 16 games in September...fractured his left pinky sliding into third base Sept. 18 at Minnesota and missed the remainder of the season.

2009—Batted .228 with 29 walks and 13 stolen bases in 49 games with Kansas City in a season that ended in mid-June due to injuries...was tied for the Major League lead with five triples and tied for seventh in the American League in stolen bases when he was placed on the 15-day disabled list June 14...posted 14 extra-base hits with 22 runs scored through May 7 with the Royals going 18-11...had just two extra-base hits and eight runs in his final 21 games of the season while playing with his injured shoulders...the Royals, beginning May 8, posted a 47-86 record the remainder of the season...the switch-hitter batted .231 against right-handed pitchers and .222 against left-handers...hit .247 in April, .220 in May and .176 in five games in June...had all five of his triples at Kauffman Stadium and all three of his home runs on the road...made all 49 of his starts with the Royals in center field...hit leadoff 47 times...hit the game-winning two-run home run in the ninth inning April 9 at Chicago...equaled his career high with four walks May 5 against Chicago...also had two steals that day and swiped nine of his 13 bases over an 11-game span from May 5 to 17...was placed on the bereavement list June 1 and reinstated June 4...was placed on the 15-day DL with a right rotator cuff strain June 14 retroactive to June 13...had surgery to repair a torn labrum in his right shoulder June 24...was transferred to the 60-day DL July 2 and had surgery on his left shoulder later that month...missed the remainder of the season.

2008—Turned it on down the stretch to help the Red Sox to the AL Wild Card and a berth in the American League Championship Series in his final season with Boston...finished his Boston career with 70 stolen bases in 87 attempts for a 80.5 percent success rate...started the season fairly slow and was hitting .252 through July 31...proceeded to hit .341 in the months of August and September and then .417 in seven postseason games...tied for fourth in the AL with 10 bunt hits...stole 20 bases, becoming the first Red Sox player since Ellis Burks (1987-89) to record 20 or more steals in his first three seasons with the club...went 84 games between errors on April 24 and Sept. 3...homered in three straight games from June 14-17...served a five-game suspension from June 28-July 2 for his role in Boston's on-field incident with Tampa Bay June 5 at Fenway Park...had 1 hit in 4 at bats in the Red Sox ALDS win over Los Angeles, scoring two runs...turned it on in the ALCS against Tampa Bay, hitting .450 (9 for 20) with two doubles, an RBI and four walks in five games...recorded the game-tying hit with a two-out single in the eighth inning of Game 5 at Boston...the hit capped a historic comeback from a 7-0 deficit for the Red Sox, who won the game, 8-7.

2007—Rebounded from an injury-plagued 2006 season to start 137 games in center for the World Champion Red Sox...committed just one error in 416 total chances for a .998 fielding pct., the sixth-best mark among center fielders in Major League history at the time (min. 400 total chances)...finished third among ML outfielders in total chances...went 153 games and 429 chances between errors from July 21, 2006 to Aug. 7, 2007...established a Red Sox outfielder record for consecutive errorless chances...led the club with seven triples and was second in steals with 28...finished among the AL leaders in sac bunts (t-7th), triples (t-9th), bunt hits (t-5th) and steals (9th)...collected his first career two-home run game June 18 at Atlanta...equaled his career-best with five RBI July 5 vs. Tampa Bay and July 21 vs. Chicago...hit his second career grand slam July 5 vs. Tampa Bay...started all three of the Red Sox ALDS games and the first five ALCS games...suffered a bruised right knee hitting the wall to catch Casey Blake's fly ball for the final out of Game 7 of the ALCS, sending the Red Sox to the World Series...went 1 for 2 with a run scored in the World Series vs. Colorado, seeing action in 3 of the 4 games.

2006—Played in just 105 games in his first season with Boston as he was bothered by a left index finger fracture suffered in the first week of the regular season...began the season as the Red Sox leadoff man and led the team in steals while tying for first in sacrifice bunts...suffered a broken finger in his fifth game of the season April 8 at Baltimore on a stolen base attempt of third...missed 41 games before being reinstated May 28...the finger continued to bother him the rest of the season and he underwent surgery Sept. 26...missed the remainder of the season.

2005—Established career highs in most offensive categories in his final year with Cleveland, including a .300 average, 42 doubles, 16 homers and 86 runs...led the American League with 13 sacrifice bunts and ranked among the league leaders in doubles (t-5th), bunts in play (t-3rd), hitting vs. right-handed pitchers (.324, 5th) and road average (.323, 5th)...had an inside-the-park home run July 4 vs. Detroit...was named American League Player of the Week for Sept. 6-12...hit .517 (15 for 29) with three home runs, seven RBI and eight runs scored during the week...was on the disabled list from May 18 to June 1 with a sprained right thumb.

2004—Made his first Opening Day roster with the Indians...turned it on after a slow start and ranked ninth in the American League with a .318 batting average after the All-Star Break...hit his first career grand slam July 27 vs. Detroit...drove in a career-high 71 runs...posted hitting streaks of 14 (July 27-Aug. 13) and 12 (June 11-22) games.

2003—Opened the season with Triple-A Buffalo and was leading the International League in hitting (.360), hits (81) and runs scored (42) when he was recalled to Cleveland June 10...spent the remainder of the season at the big league level...ranked among American League rookie leaders in triples (3rd), stolen bases (3rd), batting average (6th) and runs (7th)...put 37 bunts in play, third overall in the AL...hit .400 during a 13-game hitting streak from July 18 to 31 and batted .351 overall in 26 July games.

2002—Had his contract selected from Double-A Akron Aug. 14 and made his Major League debut the next day...collected his first ML hit Aug. 16 at Anaheim off John Lackey...was sent to Triple-A Buffalo Aug. 30 to play in the International League playoffs but returned to the Indians after seven games...hit his first ML home run Sept. 11 vs. Toronto off Scott Wiggins...began the season in the Cardinals organization and hit .301 in 89 games with Double-A New Haven before being acquired as a player to be named by the Cleveland Indians Aug. 5 to complete a July 19 trade for Chuck Finley...played for Aguilas in the Dominican Winter League following the season.

2001—Earned St. Louis Cardinals Minor League Player of the Year honors and was a Carolina League All-Star after a stellar season with Single-A Potomac...led the Carolina League in hits (162), total bases (224), games played (139) and at bats (530), ranked second in runs scored (80) and stolen bases (39) and was third in batting (.306).

2000—Split the season between short season Single-A New Jersey and Single-A Peoria...began the year in extended spring training making the conversion to an outfielder after playing exclusively at second base during his first pro campaign in 1999...combined to steal 32 bases in 38 attempts between the stops...appeared in 52 games in the outfield and four at second base.

1999—Began his professional career as a second baseman for Johnson City in the Cardinals organization...ranked fourth in the Appalachian League in stolen bases (27)...committed 24 errors in 64 games at second base.

PERSONAL/MISCELLANEOUS

Covelli Loyce Crisp...was originally signed by St. Louis scout Chuck Fick...has three children, daughter, Amailee, and sons Caden and Collin...as a youngster, his great grandmother Wilda Smith called him “Co”...his sister, Sheileah, and godbrother, Marcus, inspired by the character and the name on the Coco Krispies cereal box, lengthened his nickname to “Coco”...was Covelli until the 2002 season when the “Coco” nickname stuck...graduated from Inglewood (CA) High School and attended Pierce Junior College in Los Angeles...played third base in high school...participated in the MLB RBI (Reviving Baseball in Inner Cities) Program as a youth...was inducted into the RBI League Hall of Fame in 2006 and the Pierce JC Hall of Fame in 2012...narrated an ESPN special on the MLB RBI Program in August, 2007.

LIFETIME PLAYING RECORD

Year	Club	AVG.	G	AB	R	H	2B	3B	HR	RBI	SH	SF	HP	BB	SO	SB	CS	SLG	OBP	E
1999	Johnson City	.258	65	229	55	59	5	4	3	22	8	2	2	44	41	27	5	.354	.379	24
2000	New Jersey	.239	36	134	18	32	5	0	0	14	5	0	1	11	22	25	3	.276	.301	2
	Peoria	.276	27	98	14	27	9	0	0	7	4	0	0	16	15	7	3	.367	.377	0
2001	Potomac	.306	139	530	80	162	23	3	11	47	7	1	1	52	64	39	21	.423	.368	6
2002	New Haven	.301	89	355	61	107	16	1	9	47	5	1	0	36	56	26	10	.428	.365	3
	Akron	.406	7	32	9	13	1	0	1	4	1	0	0	3	3	4	0	.531	.457	0
	CLEVELAND	.260	32	127	16	33	9	2	1	9	3	2	0	11	19	4	1	.386	.314	1
2003	Buffalo	.238	4	21	3	5	1	0	0	2	0	0	0	0	2	1	0	.286	.238	0
	Buffalo	.360	56	225	42	81	19	6	1	24	9	2	5	26	24	20	8	.511	.434	3
2004	CLEVELAND	.266	99	414	55	110	15	6	3	27	7	3	0	23	51	15	9	.353	.302	1
2005	CLEVELAND	.297	139	491	78	146	24	2	15	71	9	2	0	36	69	20	13	.446	.344	4
2006	BOSTON	.304	145	594	86	178	42	4	16	69	13	5	0	44	81	15	6	.465	.345	5
2007	BOSTON	.264	105	413	58	109	22	2	8	36	7	0	1	31	67	22	4	.385	.317	1
	Pawtucket	.333	1	3	0	1	0	0	0	2	0	0	0	1	0	0	0	.333	.500	0
2008	BOSTON	.268	145	526	85	141	28	7	6	60	9	5	1	50	84	28	6	.382	.330	1
2009	BOSTON	.283	118	361	55	102	18	3	7	41	8	4	1	35	59	20	7	.407	.344	2
2009	KANSAS CITY	.228	49	180	30	41	8	5	3	14	4	1	1	29	23	13	2	.378	.336	3
2010	Stockton	.833	2	6	2	5	0	1	1	3	0	0	0	1	0	0	0	1.667	.857	0
	OAKLAND	.279	75	290	51	81	14	4	8	38	3	5	0	30	49	32	3	.438	.342	2
	Sacramento	.591	6	22	7	13	2	1	0	5	0	0	0	2	3	2	1	.773	.625	0
2011	OAKLAND	.264	136	531	69	140	27	5	8	54	4	6	1	41	65	49	9	.379	.314	1
2012	OAKLAND	.259	120	455	68	118	25	7	11	46	6	2	0	45	64	39	4	.418	.325	3
ML Totals		.274	1163	4382	651	1199	232	47	86	465	73	35	5	375	631	257	64	.407	.329	24

CAREER TRANSACTIONS

1999 — Selected by the St. Louis Cardinals organization in the 7th round of the free agent draft. **2002** — Traded to the Cleveland Indians as the player to be named later in the July 19 trade in which Cleveland traded pitcher Chuck Finley for outfielder Luis Garcia, August 5. **2005** — On disabled list, May 18 to June 1. **2006** — Traded to the Boston Red Sox with pitcher David Riske and catcher Josh Bard for pitcher Guillermo Mota, infielder Andy Marte, catcher Kelly Shoppach, cash considerations and a player to be named later, January 27. On disabled list, April 9 to May 27; included rehabilitation assignment to Pawtucket, May 27. **2008** — On suspended list, June 28 to July 2. Traded to the Kansas City Royals for pitcher Ramon Ramirez, November 19. **2009** — On disabled list, June 13 to end of season. Elected free agency, November 9; signed by the Oakland Athletics, December 23. **2010** — On disabled list, April 3 to May 20; included rehabilitation assignment to Stockton, May 18 to 20. On disabled list, May 23 to June 21; included rehabilitation assignment to Sacramento, June 15 to 21. **2011** — Elected free agency, October 30. **2012** — Re-signed by Oakland, January 5. On disabled list, May 3 to 20.

DIVISION SERIES RECORD

Year	Club/Opp.	AVG.	G	AB	R	H	2B	3B	HR	RBI	SH	SF	HP	BB	SO	SB	CS	SLG	OBP	E
2007	BOS vs. LAA	.200	3	10	0	2	0	0	0	2	0	0	0	1	3	1	0	.200	.273	0
2008	BOS vs. LAA	.250	2	4	2	1	0	0	0	0	0	0	0	1	0	1	0	.250	.400	0
2012	OAK vs. DET	.182	5	22	3	4	0	0	1	2	0	0	0	2	0	0	0	.318	.182	1
Totals		.194	10	36	5	7	0	0	1	4	0	0	0	2	5	2	0	.278	.237	1

LEAGUE CHAMPIONSHIP SERIES RECORD

Year	Club/Opp.	AVG.	G	AB	R	H	2B	3B	HR	RBI	SH	SF	HP	BB	SO	SB	CS	SLG	OBP	E
2007	BOS vs. CLE	.143	7	21	2	3	1	0	0	0	0	0	0	0	6	1	0	.190	.143	0
2008	BOS vs. TB	.450	5	20	2	9	2	0	0	1	0	0	0	4	3	0	0	.550	.542	0
Totals		.293	12	41	4	12	3	0	0	1	0	0	0	4	9	1	0	.365	.356	0

WORLD SERIES RECORD

Year	Club/Opp.	AVG.	G	AB	R	H	2B	3B	HR	RBI	SH	SF	HP	BB	SO	SB	CS	SLG	OBP	E
2007	BOS vs. COL	.500	3	2	1	1	0	0	0	0	0	0	0	0	0	0	0	.500	.500	0

VS. THE AMERICAN LEAGUE

2012		CAREER								
AVG.	AB	H	HR	RBI	vs. TEAM	AVG.	AB	H	HR	RBI
.231	26	6	0	2	Baltimore	.270	233	63	3	32
.281	32	9	2	5	Boston	.208	144	30	3	12
.250	16	4	0	0	Chicago	.290	328	95	10	39
.286	28	8	2	8	Cleveland	.281	171	48	3	16
.000	2	0	0	0	Detroit	.320	331	106	6	38
.103	29	3	1	2	Kansas City	.232	366	85	4	42
.177	62	11	0	4	Los Angeles	.255	302	77	7	31
.308	26	8	1	3	Minnesota	.288	368	106	8	30
.308	26	8	0	1	New York	.272	323	88	5	30
—	0	0	0	0	Oakland	.280	157	44	3	13
.280	75	21	2	4	Seattle	.276	340	94	6	30
.250	12	3	0	0	Tampa Bay	.270	267	72	4	30
.275	40	11	1	8	Texas	.269	268	72	5	32
.321	28	9	2	5	Toronto	.251	283	71	7	24

VS. THE NATIONAL LEAGUE

2012		CAREER								
AVG.	AB	H	HR	RBI	vs. TEAM	AVG.	AB	H	HR	RBI
.182	11	2	0	0	Arizona	.263	57	15	0	3
—	0	0	0	0	Atlanta	.367	49	18	3	9
—	0	0	0	0	Chicago	—	0	0	0	0
—	0	0	0	0	Cincinnati	.324	71	23	5	23
.364	11	4	0	1	Colorado	.222	45	10	0	6
—	0	0	0	0	Houston	.250	4	1	0	0
.375	8	3	0	0	Los Angeles	.278	18	5	0	1
—	0	0	0	0	Miami	.179	28	5	1	1
—	0	0	0	0	Milwaukee	.125	8	1	0	0
—	0	0	0	0	New York	.324	34	11	0	3
—	0	0	0	0	Philadelphia	.360	25	9	1	4
—	0	0	0	0	Pittsburgh	.421	19	8	0	1
—	0	0	0	0	St. Louis	.211	19	4	0	0
.364	11	4	0	2	San Diego	.313	48	15	1	5
.333	12	4	0	0	San Francisco	.286	63	18	0	7
—	0	0	0	0	Washington	.385	13	5	1	3

MONTHLY BREAKDOWN

2012		CAREER								
AVG.	AB	H	HR	RBI	by MONTH	AVG.	AB	H	HR	RBI
.000	8	0	0	0	March	.091	11	1	0	0
.236	55	13	0	5	April	.257	530	136	4	43
.132	38	5	0	1	May	.238	508	121	8	44
.264	91	24	2	10	June	.285	764	218	20	92
.342	73	25	3	8	July	.283	813	230	13	87
.259	108	28	4	14	August	.268	955	256	25	105
.286	70	20	2	5	September	.298	768	229	16	89
.250	12	3	0	3	October	.242	33	8	0	5

BATTING BREAKDOWN

2012		CAREER								
AVG.	AB	H	HR	RBI	by CATEGORY	AVG.	AB	H	HR	RBI
.284	243	69	6	27	Home	.280	2136	599	38	252
.231	212	49	5	19	Road	.267	2246	600	48	213
.308	143	44	5	21	Day	.267	1333	356	24	146
.237	312	74	6	25	Night	.276	3049	843	62	319
.236	220	52	3	18	Pre-ASG	.264	2118	559	40	215
.281	235	66	8	28	Post-ASG	.283	2264	640	46	250
.248	157	39	3	11	vs. LHP	.270	1362	368	33	154
.265	298	79	8	35	vs. RHP	.275	3020	831	53	311
.367	79	29	1	33	RISP	.288	969	279	18	368
.429	7	3	0	8	Bases Loaded	.302	96	29	2	81
.250	4	1	0	0	Pinch Hitter	.250	16	4	0	2
.333	9	3	0	1	Designated Hitter	.218	55	12	0	5

BALLPARK BREAKDOWN

	AVG.	AB	H	HR	RBI
AT&T Park	.172	29	5	0	3
Angel Stadium	.299	147	44	4	14
Ballpark in Arlington	.280	150	42	2	14
Busch Stadium	.091	11	1	0	0
Camden Yards	.289	114	33	2	17
Chase Field	.192	26	5	0	1
Citi Field	.214	14	3	0	1
Citizens Bank Park	.417	12	5	1	3
Comerica Park	.336	140	47	2	12
Cools Field	.364	11	4	0	1
Fenway Park	.276	666	184	6	72
Great American Ball Park	.320	25	8	3	11
Kauffman Stadium	.225	275	62	3	22
Metrodome	.228	171	39	4	12
Minute Maid Park	.250	4	1	0	0
O.co Coliseum	.287	725	208	18	88
Old Yankee Stadium	.283	127	36	2	11
PETCO Park	.375	24	9	1	2
PNC Park	.375	8	3	0	0
Progressive Field	.282	904	255	18	104
Rogers Centre	.223	121	27	4	9
Safeco Field	.254	185	47	2	14
Shea Stadium	.364	11	4	0	2
Sun Life Stadium	.000	11	0	0	0
Target Field	.273	44	12	0	2
Tokyo Dome	.091	11	1	0	0
Tropicana Field	.248	141	35	2	15
Turner Field	.395	38	15	3	7
U.S. Cellular Field	.262	202	53	7	21
Yankee Stadium	.314	35	11	2	7

FIELDING STATISTICS

Outfield		YEAR	PCT.	G	PO	A	E	TC	DP
2002	.988	32	82	1	1	84	1		
2003	.995	90	213	5	1	219	2		
2004	.986	128	286	5	4	295	1		
2005	.985	145	315	3	5	323	0		
2006	.996	103	246	3	1	250	3		
2007	.998	144	408	7	1	416	4		
2008	.992	114	234	4	2	240	1		
2009	.976	49	120	0	3	123	0		
2010	.989	73	182	2	2	186	0		
2011	.997	133	321	2	1	324	1		
2012	.989	113	272	4	3	279	2		
Totals	.991	1124	2679	36	24	2739	15		

CRISP'S CAREER HIGHS

Hits: 4 (10 times), last: September 29, 2012 vs. Seattle

Home Runs: 2 (three times), July 25, 2012 at Toronto; August 24, 2011 at New York (AL); June 18, 2007 at Atlanta

Runs Batted In: 5 (five times), last: August 19, 2012 vs. Cleveland

Stolen Bases: 4, August 6, 2011 at Tampa Bay; 3 (four times), last: June 19, 2012 vs. Los Angeles (NL); 2 (24 times), last: August 8, 2012 vs. Los Angeles (AL)

Hitting Streak: 14, July 27 to August 13, 2004

Hitless Streak (At Bats): 23 (twice), last: May 21 to June 1, 2008

Grand Slams: 2, July 5, 2007 vs. Tampa Bay (J.P. Howell); July 27, 2004 vs. Detroit (Gary Knotts)

Pinch-Hit Home Runs: None.

Inside-The-Park Home Runs: 1, July 4, 2005 vs. Detroit (Game 2) (Fernando Rodney)

Game Ending Home Runs: None

Lead Off Home Runs: 8, September 28, 2012 vs. Seattle (Blake Beavan); September 1, 2012 vs. Boston (Felix Doubront); July 3, 2012 vs. Boston (Jon Lester); June 27, 2012 at Seattle (Kevin Millwood); April 20, 2011 vs. Boston (Clay Buchholz); September 6, 2010 vs. Seattle (Jason Vargas); August 18, 2003 vs. Tampa Bay (Rob Bell); August 6, 2003 vs. Seattle (Joel Pineiro). Also had a leadoff home run in Game 1 of the 2012 ALDS at Detroit (Justin Verlander).



THIRD BASEMAN

Height/Weight: 6-0 / 221

Bats/Throws: Right / Right

Birthdate: December 8, 1985

Opening Day Age: 27

Birthplace/Resides: Pensacola, Florida / Daphene, Alabama

Major League Service: 158 days

Obtained: Acquired from the Chicago Cubs with pitcher Sean Gallagher, infielder Eric Patterson and outfielder Matt Murton for pitchers Rich Harden and Chad Gaudin, July 8, 2008

Contract Status: First year of a one-year contract through 2013.

CAREER HIGHLIGHTS

Converted from catcher to a third baseman during the spring of 2012, starting 71 games at third base for the A's in 2012. ...is a .232 hitter in 89 games in two seasons, all with Oakland...made his Major League debut with the A's in 2010, his fourth professional season...hit a career-high 18 home runs in his Triple-A debut with Sacramento in 2010 and followed up with 17 in 2011 and 13 in 2012...was acquired from the Chicago Cubs organization in the Rich Harden trade in July of 2008...has a .275 (550-for-1998) career average with 81 home runs and 370 RBI in 539 games in six seasons in the minors...played for league champions at Midland in 2009, Stockton in 2008 and Phoenix in the Arizona Fall League in 2008...was originally drafted by the Cubs as a compensation pick following the first round of the 2007 draft.

2012 HIGHLIGHTS

Was moved to third base following the injury to Scott Sizemore at the start of Spring Training and made the A's Opening Day roster...batted .153 with one home run and seven RBI in 28 games over two stints with the A's prior to the All-Star Break...returned in mid-August to hit .290 with 11 doubles, eight home runs and 26 RBI over his final 47 games...had a .241 batting average in 75 games overall...added 16 doubles, which was fourth most among American League rookies...also ranked sixth among rookies in home runs (9) and tied for seventh in RBI (33)...batted .246 with five home runs in 191 at bats against right-handed pitching compared to .229 with four home runs in 83 at bats against left-handers...hit six of his nine home runs on the road...his average improved to .296 with runners in scoring position...made 71 starts at third base and three at catcher...also appeared in one game at first base...committed 12 errors as a third baseman for a .945 fielding percentage...hit in every spot in the order except first, third and fourth...batted .322 in 22 games hitting seventh and .232 in 35 games from the six spot.

OAKLAND: Was on the A's Opening Day roster but hit just .094 with 13 strikeouts in nine games before being optioned to Sacramento April 23...made his first start of the season March 29 against Seattle in Tokyo at third base...it was his Major League debut at third as his ML experience prior to this season included seven games at catcher and two at first base...had 53 minor league games at third including 27 with Sacramento in 2011...made nine starts, all at third base, during his first stint...was recalled for his second stint May 12 and hit .182 with one home run and six RBI in 19 games before he was optioned to Sacramento a second time June 21...started 15 of the A's first 18 games at third base following his return...doubled in the eighth inning May 14 at Los Angeles (AL) to snap a career-high tying 0-for-17 streak (May 1-13, 2010)...went 3-for-4 with two doubles, a home run and five RBI May 18 at San Francisco...it was his first career three-hit game...the doubles and RBI were career-highs...drew his first walk of the season June 13 at Colorado, snapping a streak of 30 consecutive games without a walk dating back to 2010...that was the longest streak by an Athletic since Scott Hemond had a 31-game streak from May 3 to July 2, 1994...it was his first walk since Sept. 19, 2010 at Minnesota...made the final three starts of his second stint with the A's at catcher after Brandon Inge returned from the DL May 28...was optioned to Sacramento June 21 when Derek Norris was recalled...returned for a third time Aug. 14 when Inge went on the DL again and started 47 of the A's final 48 games at third base...hit .415 with a home run and seven RBI in his first 11 games following his return...had a career-high six-game hitting streak from Aug. 17 to 22 (12-for-25, 480)...went 4-for-4 against Cleveland Friday Aug. 17, his first career four-hit game...went 16-for-41 (.390) with six doubles, two home runs and 14 RBI on Fridays...batted .215 with 10 doubles, seven home runs and 19 RBI on all other days of the week...homered in three straight games Aug. 29-31, the first time he has homered in consecutive games in his career...the streak ended Sept. 2 against Boston but he homered the next day against Los Angeles (AL)...walked

twice Aug. 30 at Cleveland, his only career multi-walk game...matched his career-high with a six-game hitting streak from Sept. 7 to 12 (8-for-21, .381)...started all five games of the ALDS against Detroit at third base and hit .294 with a double and walk.

SACRAMENTO: Batted .335 with 13 home runs and 45 RBI in 51 games with Sacramento...added 23 walks for a .402 on-base percentage...slugged .598...hit .366 (53-for-145) against right-handed pitching compared to .266 (17-for-64) against left-handers...batted .382 on the road, .347 when leading off an inning and .310 with runners in scoring position...however, hit .182 with RISP and two outs...had a .406 average with the bases empty compared to .262 with runners on base...batted .462 with five home runs in nine day games, .306 with eight home runs in 42 night games...had a .446 batting average in the fourth through sixth innings...appeared in 26 games at third base, 22 at catcher and one each at second base, shortstop and left field...committed two errors as a third baseman for a .966 fielding percentage...tossed out 6 of 20 (30.0%) attempted base stealers...also hit .357 in three games at designated hitter...hit safely in each of his first eight games with Sacramento following his option from Oakland April 23, his longest hitting streak of the season...went 14-for-29 (.483) with four home runs and 13 RBI during the streak...had seven straight games with an RBI from April 28 to May 5 (13 RBI total)...was named Pacific Coast League Batter of the Week for the week of April 30-May 6 after going 11-for-19 (.579) with seven runs, one double, two home runs and nine RBI...was batting .447 with five home runs and 14 RBI in 13 games when he was recalled by Oakland May 12...returned June 23 and had season-highs in hits (4) and RBI (5) June 25 at Las Vegas...had a grand slam July 1 against Colorado Springs...had three straight three-hit games from July 4-6 at Fresno (9-for-15, .600), including a two-home run, five-RBI performance on the 4th...was batting .400 on July 7 but then went 28-for-104 (.269) over his final 25 games at Triple-A.

CAREER

2011—With the exception of a two-day stay with Oakland in April, spent the entire season at Triple-A Sacramento...was recalled by the A's April 27 when Kurt Suzuki went on the paternity list...did not appear in a game before being optioned back to Sacramento April 29 when Suzuki returned...batted .261 with 17 home runs and 70 RBI in 115 games with the River Cats...had career-highs in runs (79), stolen bases (13) and strikeouts (100)...tied for third in the A's farm system in runs, tied for fifth in home runs and tied for eighth in extra base hits (45)...finished second on the River Cats in games (115), at-bats (444), runs and hits (116), and tied for second in doubles (28)...hit .172 over his first 25 games, .321 with 12 home runs of his 17 home runs over a 54-game stretch from May 13 to July 24 and .228 over his final 36 contests...batted .266 against right-handed pitching, compared to .250 against left-handers...had a .233 average with runners in scoring position...was 3-for-17 (.176) with the bases loaded...was successful in each of 11 stolen base attempts before the All-Star Break...then went 2-for-6 (33.3%) after the break...appeared in 71 games at catcher and committed 14 errors, which was the most among Pacific Coast League catchers...also led PCL catchers with nine double plays...tossed out 32 of 86 (37.2%) attempted base stealers...also appeared in 27 games at third base, 15 at designated hitter, two at second base, one at first base, one in left field and one in right field...made four errors as a third baseman and two as an outfielder for 20 errors total...had a .239 batting average when catching and .295 at all other positions...singled in his only pinch-hitting appearance...hit in every spot in the order except leadoff...batted .320 with eight of his 17 home runs in 28 games hitting seventh and .189 in 28 games batting fifth...was batting .158 with one home run and six RBI in 15 games when he was promoted April 27...optioned back to Sacramento April 29 and finished April with a .175 batting average...hit safely in a season-high eight consecutive games from May 24 to June 1 (11 for 33, .333)...had his lone two-homer game of the season and drove in a season-high six runs June 15 at Salt Lake City...hit five home runs over a nine-game span from June 15-26 and finished June with six home runs...was suspended by the PCL for three games, June 30 to July 2, for an intentional throwing incident...matched his season-high with an eight-game hitting streak from July 16-24...went 13-for-26 (.500) with 10 runs, five two doubles, two home runs and seven RBI during the hitting streak...scored a run seven consecutive games from July 18-25 (11 runs total)...hit .321 in July, his best single-month mark in 2011...scored at least one run in seven straight games again from Aug. 30 to Sept. 5 (10 runs total)...finished the regular season with four-straight multiple-hit and multiple-RBI games, going 8-for-20 (.400) with eight RBI...then hit .323 (10-for-31) with seven runs, three doubles, one triple, two home runs, nine RBI and four walks in eight postseason games...played for Escogido in the Dominican Winter League following the season and hit .286 with two home runs and 10 RBI in 15 games.

2010—Made his Major League debut, batting .156 with a home run and four RBI in 14 games over two stints with Oakland...hit .250 against left-handed pitching, went 0-for-12 against right-handers...hit .143 with the bases empty and .250 with runners in scoring position...appeared in seven games, including five starts, at catcher and two games, one start, at first base...also started three games at designated hitter and was 1 for 4 (.250) with an RBI as a pinch hitter...tossed out 2 of 6 (33.3%) attempted base stealers...was selected from Triple-A Sacramento April 30 and made his ML debut that night at Toronto, striking out as a pinch hitter in the eighth inning...started at catcher the next day, hitting a two-run home run off Dana Eveland in the fourth inning May 1 at Toronto for his first big league hit...then went 0 for his next 17 before singling in the fourth inning May 13 at Texas...had his first career multiple-hit game May 14 at Los Angeles...was batting .154 with a home run and three RBI in 10 games when he was optioned back to Sacramento May 16...returned to Oakland following the conclusion of the River Cats' season Sept. 14 and went 1 for 6 (.167) with a RBI in four games, including one start each at designated hitter and first base...spent the balance of the season at Sacramento where he batted .238 with 18 home runs and 67 RBI in 86 games in his Triple-A debut...hit .239 against right-handed pitching, .235 against left-handers...batted .292 with 12 of his 18 home runs with runners on base...appeared in 64 games at catcher, eight at third base, three at first base and one in left field...tossed out 33 of 84 (39.3%) attempted base stealers...hit eight of his 18 home runs in the seventh inning or later...had his first of two two-homer games April 23 against Portland...had a season-high four hits and drove in four runs April 27 at Las Vegas...that was his final Triple-A contest before he was called up by Oakland April 30...was batting .269 with five doubles, four home runs and 19 RBI in 18 games at the time of his promotion...hit .333 with two home runs and 11 RBI over his first 12 games following his May 16 option...hit a combined .193 with 12 home runs and 37 RBI in 54 games from June 1 through Aug. 3...had his second two-homer game and drove in four runs July 6 at Reno...was named to the Pacific Coast League Midseason All-Star Team at catcher...struck out in his only at-bat against the International League All-Stars, July 14...had a grand slam, July 20 against Colorado Springs...snapped a 0-for-23 streak July 30 against Colorado Springs...was on the disabled list from Aug. 4 to Sept. 2 with a sprained right knee...went 0-for-11 with a RBI in three postseason games.

2009—Batted .270 with nine home runs and 91 RBI in 124 games for the Texas League Champion Midland RockHounds...added 80 walks for a .379 on-base percentage...ranked second in the Texas League in doubles (37), tied for third in walks and fifth in RBI...was second in the A's farm system in walks, third in doubles, tied for third in RBI, seventh in on-base percentage, eighth in extra base hits (47), ninth in total bases (189) and 10th in hits (123)...was named to the Texas League Midseason All-Star team...hit .288 with four home runs in 132 at bats against left-handed pitching and .263 with five home runs in 323 at bats against right-handers...his average improved to .340 with runners in scoring position...appeared in 102 games at catcher, 15 at third base and four at first base...led TL catchers in total chances (741), assists (80), errors (16) and passed balls (17) and tied for the lead in games caught...tossed out 38 of 96 (39.6%) attempted base stealers, which was second best in the TL...hit .340 with 12 doubles, four home runs, 22 RBI and 20 runs scored in 26 games in May, all his best one-month figures in 2009...went 4 for 6 May 30 at Tulsa, his lone four-hit game of the season...played for the South squad in the Texas League All-Star Game July 1 at Frisco and went 1 for 2 with a run scored...finished July with a .288 batting average but added 26 walks in 24 games for a .462 on-base percentage...batted .250 (8 for 32) with two doubles, three home runs, six RBI, five walks and five runs scored in eight postseason games for Midland.

2008—Began the season at Single-A Peoria in the Chicago Cubs organization but was traded to Oakland July 8 in the Rich Harden deal and finished the year at Single-A Stockton...hit .217 with six home runs and 23 RBI in 63 games at Peoria but then went on to bat .330 with nine home runs and 39 RBI in 47 games with Stockton...combined for a .267 batting average, 15 home runs and 62 RBI in 110 games overall...hit .197 with runners in scoring position at Peoria and .355 at Stockton...appeared in 94 games at catcher and tossed out 41 of 112 (36.6%) attempted base stealers...also appeared in three games at third base and two at first base...reached base safely via hit or walk in each of his first 34 games with Stockton...hit .374 with 15 walks (.446 on-base percentage) over that stretch...had a grand slam July 13 against San Jose...batted .413 (19 for 46) with four doubles, a triple, four home runs, eight RBI, nine runs scored and 10 walks (.518 on-base percentage) in 12 postseason games to lead Stockton to the California League Championship...then played for Arizona Fall League Champion Phoenix Desert Dogs and batted .288 with four home runs and 21 RBI in 29 games...appeared exclusively at first base on defense...went 3 for 5 with a home run and four RBI in the AFL Championship Game.

2007—Made his professional debut and combined to bat .335 in 53 games for the Cubs affiliate in the Arizona Rookie League and Single-A Boise...named a Short-Season All-Star by *Baseball America* after ranking third among all Short-Season leagues in on-base percentage (.460)...led the Northwest League in on-base percentage (.470)...topped NL catchers with a .990 fielding percentage and tied for the lead with five double plays...tossed out 23 of 58 (39.7%) attempted base stealers, which ranked second best in the league...began his professional career in the Arizona Rookie League before he was transferred to Boise July 2...was named the seventh best Cubs prospect by *Baseball America* following the season.

PERSONAL/MISCELLANEOUS

Joshua Adam Donaldson was originally signed by Cubs scout Bob Rossi...was selected as a sandwich pick following the first round of the 2007 draft as compensation for the loss of free agent Juan Pierre...in his three-year career at Auburn University, he hit 28 home runs and batted .307...in 2007, he led the Tigers with a .349 batting average and 54 RBI...in 2006, he led the team with 10 long balls...selected as the third baseman for the NCAA All-Region Tournament Team in 2005...named AISA Player of the Year and Alabama Gatorade Player of the Year during senior year at Faith Academy.

LIFETIME PLAYING RECORD

Year	Club	AVG.	G	AB	R	H	2B	3B	HR	RBI	SH	SF	HP	BB	SO	SB	CS	SLG	OBP	E
2007	AZL Cubs	.182	4	11	1	2	2	0	0	0	0	0	0	2	4	0	1	.364	.308	1
	Boise	.346	49	162	37	56	11	2	9	35	0	1	2	37	34	6	2	.605	.470	4
2008	Peoria	.217	63	235	27	51	13	0	6	23	0	0	2	17	41	7	1	.349	.276	8
	Stockton	.330	47	188	37	62	13	2	9	39	0	0	2	17	29	0	2	.564	.391	10
2009	Midland	.270	124	455	67	123	37	1	9	91	3	2	1	80	92	7	2	.415	.379	20
2010	Sacramento	.238	86	294	52	70	14	1	18	67	0	7	2	45	79	3	1	.476	.336	9
	OAKLAND	.156	14	32	1	5	1	0	1	4	0	0	0	2	12	0	0	.281	.206	2
2011	Sacramento	.261	115	444	79	116	28	0	17	70	0	2	6	51	100	13	4	.439	.344	20
	OAKLAND	.241	75	274	34	66	16	0	9	33	0	1	5	14	61	4	1	.398	.289	13
2012	OAKLAND	.241	75	274	34	66	16	0	9	33	0	1	5	14	61	4	1	.398	.289	13
	Sacramento	.335	51	209	38	70	12	2	13	45	0	1	1	23	34	5	2	.598	.402	5
ML Totals		.232	89	306	35	71	17	0	10	37	0	1	5	16	73	4	1	.386	.280	15

CAREER TRANSACTIONS

2007 — Selected by the Chicago Cubs organization as a compensation pick following the 1st round (48th selection overall) of the First-Year Player Draft. **2008** — Traded to the Oakland Athletics with pitcher Sean Gallagher, infielder Eric Patterson and outfielder Matt Murton for pitchers Rich Harden and Chad Gaudin, July 8.

DIVISION SERIES RECORD

Year	Club/Opp	AVG.	G	AB	R	H	2B	3B	HR	RBI	SH	SF	HP	BB	SO	SB	CS	SLG	OBP	E
2012	OAK vs. DET	.294	5	17	1	5	1	0	0	0	0	0	0	1	4	0	0	.353	.333	0

VS. THE AMERICAN LEAGUE

2012		CAREER								
AVG.	AB	H	HR	RBI	vs. TEAM	AVG.	AB	H	HR	RBI
.200	10	2	0	0	Baltimore	.200	10	2	0	0
.143	7	1	1	3	Boston	.143	7	1	1	3
—	0	0	0	0	Chicago	.000	1	0	0	0
.367	30	11	2	7	Cleveland	.367	30	11	2	7
.286	14	4	0	2	Detroit	.286	14	4	0	2
.208	24	5	1	2	Kansas City	.208	24	5	1	2
.200	50	10	1	2	Los Angeles	.226	53	12	1	2
.357	14	5	0	2	Minnesota	.333	15	5	0	2
.240	25	6	0	0	New York	.240	25	6	0	0
—	0	0	0	0	Oakland	—	0	0	0	0
.194	36	7	2	6	Seattle	.184	38	7	2	6
.222	9	2	0	1	Tampa Bay	.167	12	2	0	1
.206	34	7	1	3	Texas	.191	47	9	1	5
—	0	0	0	0	Toronto	.111	9	1	1	2

VS. THE NATIONAL LEAGUE

2012		CAREER								
AVG.	AB	H	HR	RBI	vs. TEAM	AVG.	AB	H	HR	RBI
.333	6	2	0	0	Arizona	.333	6	2	0	0
.000	4	0	0	0	Colorado	.000	4	0	0	0
.364	11	4	1	5	San Francisco	.364	11	4	1	5

MONTHLY BREAKDOWN

2012		CAREER								
AVG.	AB	H	HR	RBI	by MONTH	AVG.	AB	H	HR	RBI
.333	3	1	0	0	March	.333	3	1	0	0
.069	29	2	0	1	April	.067	30	2	0	1
.170	53	9	1	6	May	.167	78	13	2	9
.231	13	3	0	0	June	.231	13	3	0	0
—	0	0	0	0	July	—	0	0	0	0
.344	64	22	4	14	August	.344	64	22	4	14
.257	101	26	4	12	September	.257	105	27	4	13
.273	11	3	0	0	October	.231	13	3	0	0

BATTING BREAKDOWN

2012		CAREER								
AVG.	AB	H	HR	RBI	by CATEGORY	AVG.	AB	H	HR	RBI
.242	120	29	3	14	Home	.234	128	30	3	15
.240	154	37	6	19	Road	.230	178	41	7	22
.205	112	23	4	7	Day	.200	130	26	5	11
.265	162	43	5	26	Night	.256	176	45	5	26
.153	98	15	1	7	Pre-ASG	.153	124	19	2	10
.290	176	51	8	26	Post-ASG	.286	182	52	8	27
.229	83	19	4	10	vs. LHP	.233	103	24	5	14
.246	191	47	5	23	vs. RHP	.232	203	47	5	23
.296	54	16	1	19	RISP	.288	66	19	2	23
.375	8	3	0	7	Bases Loaded	.400	10	4	0	8
—	0	0	0	0	Pinch Hitter	.250	4	1	0	1
—	0	0	0	0	Designated Hitter	.250	8	2	0	0

BALLPARK BREAKDOWN

	AVG.	AB	H	HR	RBI
AT&T Park	.364	11	4	1	5
Angel Stadium	.267	30	8	0	1
Ballpark in Arlington	.156	32	5	1	4
Chase Field	.333	6	2	0	0
Comerica Park	.364	11	4	0	2
Coors Field	.000	4	0	0	0
Kauffman Stadium	.308	13	4	1	1
O.co Coliseum	.232	125	29	3	15
Progressive Field	.250	16	4	2	4
Rogers Centre	.111	9	1	1	2
Safeco Field	.211	19	4	1	2
Target Field	.000	4	0	0	0
Tokyo Dome	.333	3	1	0	0
Tropicana Field	.222	9	2	0	1
Yankee Stadium	.214	14	3	0	0

FIELDING STATISTICS

Catcher									
YEAR	PCT.	G	PO	A	E	TC	DP	PB	
2010	.979	7	44	3	1	48	0	1	
2012	.957	3	20	2	1	23	0	0	
Totals	.972	10	64	5	2	71	0	1	

First Base

YEAR	PCT.	G	PO	A	E	TC	DP	DP
2010	.667	2	2	0	1	3	1	
2012	1.000	1	3	1	0	4	0	
Totals	.857	3	5	1	1	7	1	

Third Base

YEAR	PCT.	G	PO	A	E	TC	DP	DP
2012	.945	71	53	152	12	217	14	
Totals	.945	71	53	152	12	217	14	

DONALDSON'S CAREER BESTS

Hits: 4, August 17, 2012 vs. Cleveland
 Home Runs: 1 (10 times), last: September 29, 2012 vs. Seattle
 Runs Batted In: 5, May 18, 2012 at San Francisco
 Stolen Bases: 1 (four times), last: September 20, 2012 at Detroit
 Hitting Streak: 6 (twice), last: September 7 to 12, 2012
 Hitless Streak (At Bats): 17 (twice), last: April 13 to May 14, 2012
 Grand Slams: None
 Pinch-Hit Home Runs: None.
 Inside-The-Park Home Runs: None.
 Game Ending Home Runs: None.
 Lead Off Home Runs: None.

**LEFT-HANDED PITCHER****Height/Weight:** 6-3 / 212**Bats/Throws:** Left / Left**Birthdate:** September 26, 1986**Opening Day Age:** 26**Birthplace/Resides:** Rapid City, South Dakota / Tabernacle, New Jersey**Major League Service:** 122 days**Obtained:** Selected as a compensation pick following the first round (41st selection overall) of the 2007 First-Year Player Draft**Contract Status:** First year of a one-year contract through 2013**CAREER HIGHLIGHTS**

Was converted from first base to pitcher late in the 2011 season and made his Major League debut with Oakland in 2012 after just 17 professional games pitched...logged a 1.04 ERA in those 17 games, striking out 50 in 26.0 innings (17.3 per nine innings)...began his career as a hitter, batting .272 with 58 doubles, 30 home runs and 138 RBI in 233 games...appeared in just 29 games from 2009-11 due to knee problems...was named the A's 10th best prospect by *Baseball America* following the 2009 season...led the A's farm system in hits (153) and doubles (40) in 2008...was also named to the midseason California League All-Star Team that year while playing for Stockton...played for the Arizona Fall League Champion Phoenix Desert Dogs in 2008.

2012 HIGHLIGHTS

Was converted to pitcher late in 2011 and had just one professional appearance on the mound entering the season...appeared in six games at Single-A Stockton, eight at Double-A Midland and two at Triple-A Sacramento before he was promoted to Oakland June 4...spent the rest of the season with the A's, posting a 2-1 record with a save and a 3.04 ERA in 44 appearances in his Major League debut...struck out 60 batters in just 47.1 innings, an average of 11.41 per nine innings...that was the third best average in Athletics history among pitchers with 40 or more innings...walked just 11 batters for a strikeout-to-walk ratio of 5.45...that was 10th best in Athletics history, using the 40 inning minimum...had more strikeouts than innings pitched in 23 of his 44 outings...allowed a .227 opponents batting average, including .195 (22-for-113) against right-handed hitters compared to .286 (18-for-63) against left-handers...yielded 10 of his 14 extra base hits to lefties for a .476 slugging percentage...righties slugged just .265...opponents batted .186 with the bases empty compared to .284 with runners on base...allowed just 3 of 22 (13.6%) inherited runners to score, including only 1 of his last 19...first batters faced were 11-for-42 (.262) with two walks...posted a 2.19 ERA in 23 appearances in Oakland, 3.97 in 21 games on the road...had a 2.73 ERA in 31 night games, 3.77 in 13 day games.

ATHLETICS MOST STRIKEOUTS PER NINE INNINGS

12.79	Octavio Dotel, 2004
11.67	Michael Wuerzt, 2009
11.41	Sean Doolittle, 2012
11.34	Huston Street, 2007
10.75	Rich Harden, 2008

Minimum 40.0 innings

OAKLAND: Was recalled from Triple-A Sacramento June 4 and made his Major League debut June 5 against Texas (1.1 ip, 3 so)...struck out the first three batters he faced...the last A's pitcher to strike out the first three batters he faced in his career was Blake Stein May 10, 1998 against Chicago...fanned one or more in each of his first nine outings through July 2...had 21 strikeouts in 12.2 innings over that career-opening stretch (14.92 per nine innings), including June 10 at Arizona when he struck out a career-high five in 2.0 innings...recorded his first ML win and blown save June 16 against San Diego...relieved Tyson Ross to start the seventh inning with the A's leading 3-2...allowed a two-run double to Venable but the A's came back with three in the bottom of the seventh for the win...then did not allow a run in each of his next 10 outings for a career-high 13.1-inning scoreless streak from June 22 to July 21...held the opposition to a .191 batting average over that stretch...tossed a career-high 2.1 innings July 2 against Boston and retired all seven batters that he faced...capped his scoreless streak by earning his first ML save July 21 against New York...had to survive Alex Rodriguez, Robinson Cano, Mark Teixeira and pinch hitter Andrew Jones to do it...the four Yankees had a combined 1,574 career home runs...after allowing a leadoff single to Rodriguez he struck out each of the next three batters to preserve the A's 2-1 win...that lowered his season ERA to 1.86 but he surrendered a career-high four runs in 0.2

innings in his next outing July 26 at Toronto...that began a four-game stretch through Aug. 2 where he allowed seven runs on six hits in 3.0 innings (21.00 ERA)...then had a streak of 10 consecutive games without allowing an earned run from Aug. 3 to Sept. 2 (9.1 ip, 9 h, 2 r, 2 bb, 14 so)...posted a 1.04 ERA in 10 outings in August...allowed his first home run of the season Sept. 12 at Los Angeles, a solo shot by Pujols to lead off the bottom of the ninth...it snapped a career-opening 33-game, 36.0-inning, 149-batter homerless streak...surrendered three home runs over his final 11 games and 11.1 innings...was tagged with the first loss of his career Sept. 21 at New York after allowing a “walk-off” home run to Martin in the 10th inning...posted a 3.38 ERA in three ALDS appearances against Detroit, striking out five in 2.2 innings...allowed two unearned runs in the seventh inning of Game 2 for the blown save.

MINORS: Combined to post a 0.72 ERA and .096 opponents batting average in 16 relief appearances with Stockton, Midland and Sacramento...struck out 48 in 25.0 innings, an average of 17.28 per nine innings...walked just seven for a strikeout to walk ratio of 6.86...did not allow a home run...converted 1-of-3 save opportunities and allowed 2-of-6 (33.3%) inherited runners to score...his opponents batting average included a .085 (5-for-59) mark against right-handed hitters compared to .125 (3-for-24) against left-handers...opponents were 1-for-51 (.020) with the bases empty compared to 7-for-32 (.219) with runners on, including 5-for-15 (.333) with runners in scoring position...allowed a .050 (1-for-20) batting average with four walks (.208 on-base percentage) to hitters leading off an inning...struck out two or more batters in 15 of his 16 outings...had none in the other outing, May 2 against Corpus Christi...tossed at least one inning 15 times, including a season-high 2.0 innings seven times...began the season at Stockton and had a season-high four strikeouts four times...had a 0.87 ERA in six games before he was promoted to Midland April 26...recorded his first professional save May 20 against Corpus Christi (2.0 ip, 1 h, 1 r, 1 bb, 4 so)...posted a 0.82 ERA in eight outings with the RockHounds...was promoted to Sacramento May 27 and did not allow a run in two appearances (3.2 ip)...fanned four batters in each outing.

CAREER

2011—Missed nearly the entire season...was placed on Sacramento’s disabled list April 7 as he continued to recover from surgery on a torn left patella...while on the disabled list, he began to work out as a pitcher...was both a pitcher and hitter in college at the University of Virginia...was reinstated from the disabled list Aug. 29 and transferred to the A’s affiliate in the Arizona Rookie League...made his professional debut as a pitcher that day at the Giants affiliate...tossed 1.0 innings and allowed a run on no hits and one walk while striking out two.

2010—Spent the entire season on the disabled list at Triple-A Sacramento as he recovered from knee surgery to repair a tear in his left patella tendon...was added to the 40-man roster Nov. 19.

2009—Appeared in just 28 games in his first season at Triple-A Sacramento because of knee problems...batted .267 with four home runs and 14 RBI...added 15 walks for a .364 on-base percentage...hit .333 against left-handed pitching and .232 against right-handers...batted .317 at home and .190 on the road...did not commit an error in 24 games in right field and three at third base...had three assists as an outfielder...batted .341 with one home run and seven RBI over his first 10 games and .219 with three home runs and seven RBI over his final 18 contests...had a grand slam and a season high five RBI April 18 at Tacoma...homered twice and drove in four runs April 27 against Las Vegas...was placed on the disabled list May 9 with a strained right knee and missed the remainder of the season...was named the A’s 10th best prospect by *Baseball America* following the season.

2008—Split his first full professional season between Single-A Stockton and Double-A Midland and batted a combined .286 with 40 doubles, three triples, 22 home runs and 91 RBI in 137 games...tied for ninth in all of minor league baseball with 65 extra base hits...led the A’s farm system in hits (153) and doubles, ranked second in extra base hits and total bases (265), tied for second in runs (89), tied for third in RBI, tied for fourth in walks (63) and tied for fifth in home runs...had a .305 batting average in 86 games at Stockton, which ranked 10th in the California League...led the CL in intentional walks (7), ranked third in slugging percentage (.560) and at bats per home run ratio (18.56) and fifth in on-base percentage (.385)...appeared in 107 games at first base, 17 in right field and eight in left field...began the year at Stockton where he hit .305 with 18 home runs and 61 RBI in 86 games...added 46 walks for a .385 on-base percentage...ranked second on the club in home runs and RBI despite spending the last month and a half of the season with Midland...was named the Best Batting Prospect and Best De-

fensive First Baseman in the California League by *Baseball America*...hit .368 with 12 home runs and 43 RBI over his first 43 games through May 19...had two two-homer games over a 10-game span April 10 at Modesto and April 19 against Rancho Cucamonga...connected for a grand slam May 12 at Lake Elsinore...named to the midseason California League All-Star Team and went 0 for 3 with a walk in a start at first base in the All-Star Game against the Carolina League June 24...was transferred to Midland July 10 and batted .254 with four home runs and 30 RBI in 51 games with the RockHounds...played for the Arizona Fall League Champion Phoenix Desert Dogs following the season and hit .293 with eight home runs and 26 RBI in 32 games...tied for third in the AFL in home runs and was named to the AFL All-Prospects Team as an outfielder.

2007—Made his professional debut with Single-A Vancouver of the Northwest League and batted .283 with no home runs and four RBI in 13 games before he was transferred to Kane County of the Midwest League July 3...hit .233 in with four home runs and 29 RBI in 55 games with the Cougars and combined for a .243 batting average, four home runs and 33 RBI in 68 games overall...appeared exclusively at first base on defense (62 games)...went 3 for 5 with a double and two runs scored in his first game June 20 against Tri-Cities...hit his first professional home run July 13 at South Bend...hit a grand slam Aug. 20 at Beloit.

PERSONAL/MISCELLANEOUS

Sean Robert Doolittle was originally signed by A's scout Neil Avent...was drafted by the A's as a compensation pick for the loss of free agent Frank Thomas...graduated from Shawnee (NJ) High School...attended the University of Virginia and left as the school's career RBI leader (167)...also compiled 21 wins as a pitcher, which is the best in Cavaliers history...named ACC Player of the Year as a sophomore in 2006 and also earned All-ACC honors in 2007...signed autographs for Oakland elementary school students at the A's Community Fund Holiday Party in 2012.

LIFETIME PITCHING RECORD

Year	Club	W	L	ERA	G	GS	CG	SHO	SV	IP	H	R	ER	HR	HB	BB	IBB	SO	WP	BK
2011	Arizona A's	0	0	9.00	1	0	0	0	0	1.0	0	1	1	0	0	1	0	2	0	0
2012	Stockton	0	0	0.87	6	0	0	0	0	10.1	5	2	1	0	2	2	0	21	0	0
	Midland	0	0	0.82	8	0	0	0	1	11.0	2	2	1	0	1	4	0	19	0	0
	Sacramento	0	0	0.00	2	0	0	0	0	3.2	1	0	0	0	0	1	0	8	0	0
	OAKLAND	2	1	3.04	44	0	0	0	1	47.1	40	18	16	3	0	11	1	60	0	0
ML Totals		2	1	3.04	44	0	0	0	1	47.1	40	18	16	3	0	11	1	60	0	0

LIFETIME PLAYING RECORD

Year	Club	AVG.	G	AB	R	H	2B	3B	HR	RBI	SH	SF	HP	BB	SO	SB	CS	SLG	OBP	E
2007	Vancouver	.283	13	46	6	13	3	0	0	4	0	0	2	9	10	0	0	.348	.421	1
	Kane County	.233	55	193	23	45	10	0	4	29	0	3	2	24	40	1	0	.347	.320	3
2008	Stockton	.305	86	334	64	102	25	3	18	61	0	4	0	46	99	7	3	.560	.385	4
	Midland	.254	51	201	25	51	15	0	4	30	0	1	0	17	54	1	1	.388	.311	7
2009	Sacramento	.267	28	105	17	28	5	1	4	14	0	0	1	15	23	0	1	.448	.364	0
2010	Sacramento	(Injured — Did not play)																		
Minor League Totals		.272	233	879	135	239	58	4	30	138	0	8	5	111	226	9	5	.449	.354	15

CAREER TRANSACTIONS

2004 — Selected by the Atlanta Braves organization in the 39th round of the First-Year Player Draft, did not sign.
2007 — Selected by the Oakland Athletics organization as a compensation pick following the 1st round of the First-Year Player Draft.

DIVISION SERIES RECORD

Year	Club/Opp.	W	L	ERA	G	GS	CG	SHO	SV	IP	H	R	ER	HR	HB	BB	IBB	SO	WP	BK
2012	OAK vs. DET	0	0	3.38	3	0	0	0	0	2.2	5	3	1	0	0	0	0	5	0	0

VS. THE AMERICAN LEAGUE

2012		CAREER												
ERA	W	L	S	G	IP	ER	vs. TEAM	ERA	W	L	S	G	IP	ER
9.00	0	0	0	2	2.0	2	Baltimore	9.00	0	0	0	2	2.0	2
0.00	0	0	0	2	3.1	0	Boston	0.00	0	0	0	2	3.1	0
0.00	0	0	0	1	2.0	0	Chicago	0.00	0	0	0	1	2.0	0
0.00	0	0	0	1	1.1	0	Cleveland	0.00	0	0	0	1	1.1	0
0.00	0	0	0	1	1.0	0	Detroit	0.00	0	0	0	1	1.0	0
0.00	0	0	0	2	0.2	0	Kansas City	0.00	0	0	0	2	0.2	0
7.36	0	0	0	4	3.2	3	Los Angeles	7.36	0	0	0	4	3.2	3
0.00	0	0	0	2	2.2	0	Minnesota	0.00	0	0	0	2	2.2	0
2.25	0	1	1	4	4.0	1	New York	2.25	0	1	1	4	4.0	1
—	0	0	0	0	0.0	0	Oakland	—	0	0	0	0	0.0	0
1.35	1	0	0	6	6.2	1	Seattle	1.35	1	0	0	6	6.2	1
0.00	0	0	0	3	2.1	0	Tampa Bay	0.00	0	0	0	3	2.1	0
0.00	0	0	0	7	8.1	0	Texas	0.00	0	0	0	7	8.1	0
22.50	0	0	0	3	2.0	5	Toronto	22.50	0	0	0	3	2.0	5

VS. THE NATIONAL LEAGUE

2012		CAREER												
ERA	W	L	S	G	IP	ER	vs. TEAM	ERA	W	L	S	G	IP	ER
6.75	0	0	0	2	2.2	2	Arizona	6.75	0	0	0	2	2.2	2
0.00	0	0	0	1	1.0	0	Colorado	0.00	0	0	0	1	1.0	0
18.00	1	0	0	1	1.0	2	San Diego	18.00	1	0	0	1	1.0	2
0.00	0	0	0	2	2.2	0	San Francisco	0.00	0	0	0	2	2.2	0

MONTHLY BREAKDOWN

2012		CAREER												
ERA	W	L	S	G	IP	ER	by MONTH	ERA	W	L	S	G	IP	ER
—	0	0	0	0	0.0	0	April	—	0	0	0	0	0.0	0
—	0	0	0	0	0.0	0	May	—	0	0	0	0	0.0	0
3.48	1	0	0	8	10.1	4	June	3.48	1	0	0	8	10.1	4
4.63	0	0	1	10	11.2	6	July	4.63	0	0	1	10	11.2	6
1.04	0	0	0	10	8.2	1	August	1.04	0	0	0	10	8.2	1
3.29	1	1	0	13	13.2	5	September	3.29	1	1	0	13	13.2	5
0.00	0	0	0	3	3.0	0	October	0.00	0	0	0	3	3.0	0

PITCHING BREAKDOWN

2012		CAREER												
ERA	W	L	S	G	IP	ER	by CATEGORY	ERA	W	L	S	G	IP	ER
2.19	2	0	1	23	24.2	6	Home	2.19	2	0	1	23	24.2	6
3.97	0	1	0	21	22.2	10	Road	3.97	0	1	0	21	22.2	10
3.77	2	0	0	13	14.1	6	Day	3.77	2	0	0	13	14.1	6
2.73	0	1	1	31	33.0	10	Night	2.73	0	1	1	31	33.0	10
2.45	1	0	0	11	14.2	4	Pre-ASG	2.45	1	0	0	11	14.2	4
3.31	1	1	1	33	32.2	12	Post-ASG	3.31	1	1	1	33	32.2	12
—	0	0	0	0	0.0	0	Starter	—	0	0	0	0	0.0	0
3.04	2	1	1	44	47.1	16	Reliever	3.04	2	1	1	44	47.1	16

BALLPARK BREAKDOWN

	ERA	W	L	S	G	IP	ER
Angel Stadium	4.50	0	0	0	2	2.0	1
Ballpark in Arlington	0.00	0	0	0	2	3.0	0
Camden Yards	18.00	0	0	0	1	1.0	2
Chase Field	6.75	0	0	0	2	2.2	2
Comerica Park	0.00	0	0	0	1	1.0	0
Coors Field	0.00	0	0	0	1	1.0	0
Kauffman Stadium	0.00	0	0	0	2	0.2	0
O.co Coliseum	2.19	2	0	1	23	24.2	6
Progressive Field	0.00	0	0	0	1	1.1	0
Rogers Centre	54.00	0	0	0	1	0.2	4
Safeco Field	0.00	0	0	0	2	2.1	0
Target Field	0.00	0	0	0	1	1.2	0
Tropicana Field	0.00	0	0	0	2	1.1	0
U.S. Cellular Field	0.00	0	0	0	1	2.0	0
Yankee Stadium	4.50	0	1	0	2	2.0	1

FIELDING STATISTICS

Pitcher								
Year	Pct.	G	PO	A	E	TC	DP	
2012	.667	44	0	4	2	6	0	
Totals	.667	44	0	4	2	6	0	

DOOLITTLE'S CAREER BESTS

Low Hit Complete Game: None
Innings Pitched: 2.1, July 2, 2012 vs. Boston
Strikeouts: 5, June 10, 2012 at Arizona
Longest Winning Streak: 1 (twice), last: September 30, 2012 to present
Longest Losing Streak: 1, September 21, 2012
Longest Scoreless Streak: 13.1, June 22 to July 21, 2012

**RIGHT-HANDED PITCHER****Height/Weight:** 6-0 / 190**Bats/Throws:** Right / Right**Birthdate:** August 30, 1983**Opening Day Age:** 29**Birthplace/Resides:** Portland, Oregon / Happy Valley, Oregon**Major League Service:** 166 days**Obtained:** Signed to a minor league contract, October 25, 2012**Contract Status:** First year of a one-year contract through 2013**NON-ROSTER INVITEE****CAREER HIGHLIGHTS**

Has made 51 appearances with three teams over the last five seasons and has a 5.61 career ERA...made his Major League debut with San Diego in 2008 and pitched in 20 games with the Padres over two seasons...combined to pitch in 16 games for Tampa Bay in 2010 and 2011 and 15 outings with Colorado last year...has compiled a 2.89 ERA (79 er in 245.2 ip) in 170 Triple-A appearances over the last four seasons...was named to the Triple-A All-Star team in 2009 but did not participate due to his promotion to San Diego...played for the Texas League Champion San Antonio Missions in 2007...was named the Padres Minor League Pitcher of the Year in 2006...was originally drafted by San Diego in the 12th round of the 2004 draft and was used primarily as a starter through 2007.

2012 HIGHLIGHTS

Spent most of the season at Triple-A Colorado Springs where he appeared in 43 games...also had a one-month stint with Colorado following the All-Star Break, logging a 6.32 ERA in a career-high tying 15 relief appearances...opponents batted .328 against him with the Rockies, including .233 (10-for-43) by right-handed hitters compared to .524 (11-for-24) by left-handers...first batters faced were 5-for-15 (.333)...allowed 1 of 4 (25.0%) inherited runners to score...yielded a .333 average with runners in scoring position but opponents were 0-for-7 with RISP and two outs...all 15 of his appearances came in losses...was selected by Colorado July 13 and tossed a scoreless eighth inning in his Rockies debut the next day against Philadelphia...allowed his first run July 17 against Pittsburgh...it was the first run he allowed since April 18, 2010, snapping a career-high 16.0-inning scoreless streak...surrendered 10 runs on 16 hits over a seven-game stretch from July 20 to Aug. 3 (11.25 ERA, .432 opponents batting average)...including a season-high four runs in 1.0 inning Aug. 3 against San Francisco...tossed a season-high 2.0 scoreless innings Aug. 8 at Los Angeles (NL)...did not allow a run over his final four outings with the Rockies (4.0 ip, 2 h, 1 so)...was designated for assignment Aug. 15 and outrighted to Colorado Springs Aug. 17.

COLORADO SPRINGS: Was 3-1 with a save and a 2.53 ERA in 43 relief appearances with Colorado Springs...did not allow a home run in 57.0 innings...struck out 57 and walked 18 for a strikeout-to-walk ratio of 3.17...yielded a .224 opponents batting average, including .189 (17-for-90) against left-handed hitters compared to .250 (30-for-120) by right-handers...opponents batted .210 with runners in scoring position...posted a 0.85 ERA in 32 night games compared to 7.36 in 11 games during the day...allowed 8 of 18 (44.4%) inherited runners to score...did not surrender a run over his first 12 outings for a season-opening 19.1-inning scoreless streak...the streak ended May 9 at Nashville...tossed a scoreless seventh inning with a 2-0 lead but was charged with three runs in the eighth inning without retiring a batter...was tagged with the loss...went another six games before allowing his next run and had a 1.14 ERA over his first 19 appearances...recorded his only save of the season June 15 against Tacoma, despite allowing one run in 1.0 inning...matched his season-high in innings pitched (2.0) and strikeouts (3) in back-to-back outings July 5 and 7 against Reno...had a 2.64 ERA and .223 opponents batting average in 37 appearances when he was selected by Colorado July 13...returned Aug. 17 and posted a 1.93 ERA over his final six appearances...tossed 2.0 innings in each of his final four outings and 14 of his 43 appearances were 2.0 innings.

CAREER

2011—Made his second straight Major League Spring Training appearance with the Tampa Bay Rays... went 0-2 with a 10.13 ERA in seven appearances before being optioned March 22... began the season with Triple-A Durham as one of the Bulls' late-inning relievers... appeared in the third-most games among all Bulls... his five holds were second on the team and his 20 games finished were tied for second-most on the Bulls... in addition, his five saves were the fifth-most on the team and his six wins were tied for third-most... in 46 appearances for Durham he finished with a record of 6-4 and an ERA of 4.35 while saving five of his seven opportunities... 19 of his 46 appearances were two or more innings... in those 19 outings he went 5-0 with one save and 2.03 ERA while striking out 38 compared to walking just 11... earned saves in three straight games over a five-day span with Durham, May 27-31... over those three games allowed just two hits, no runs and struck out three in 4.0 innings... had his contract selected by the Major League club July 28 and made his first and only appearance of the season with the Rays July 31 at Seattle... tossed a scoreless inning allowing just one hit and striking out one in the final inning of play... finished the season with Durham, tossing 15.2 innings over 10 outings while allowing runs in four of the 10 appearances.

2010—Made his first Opening Day roster, his first of four stints during the season with the Rays after being claimed off waivers from the Padres Feb. 3... spent the rest of the season at Triple-A Durham... was on the active roster from April 6-27, Aug. 9-24, Sept. 8-13 and Sept. 19 through season's end... made 15 relief appearances, compiling a 3.31 ERA... did not allow a run over his last 11 appearances with the Rays... totaled 13.0 ip, seven hits, four walks and eight strikeouts over that stretch and all seven hits allowed were singles... prior to the scoreless stretch, allowed six runs in 3.1 innings over his first four appearances (April 8-18), allowing five hits and five walks... his longest outing was April 21 at Chicago (AL), when he threw 2.0 scoreless innings in relief of Wade Davis in a 12-0 victory... went 6-1 for Durham with a 2.79 ERA in 39 games, including one start... allowed only one earned run over his first 15 appearances (22.0 ip), resulting in a 0.41 ERA through June 7... 16 of his 38 relief appearances for Durham were 2.0 or more innings... in Spring Training, beat out Joaquin Benoit and Dale Thayer for the final spot in the bullpen after going 3-0 with a 7.43 ERA over a team-high nine appearances, one start... his three wins tied the Rays all-time spring record.

2009—Made 12 relief appearances over two stints with the Padres... was selected from Triple-A Portland June 16 and made his season debut that day against Seattle... optioned back to Portland four days later after a pair of outings... recalled July 6 and made 10 appearances over a five-week span before being optioned again Aug. 13... worked a career-high 3.0 scoreless innings July 10 at San Francisco, with a career-high five strikeouts... went 4-2 with a 1.73 ERA in 42 appearances, including one start, for Portland... held opponents to a .202 batting average... allowed five runs in his lone start (2.0 ip)... had a 1.04 ERA in his 41 relief appearances... named to the Triple-A All-Star Team... did not participate due to his promotion to San Diego.

2008—Made his Major League debut with the Padres while adjusting to a bullpen role... was recalled in September, making the jump from Double-A San Antonio, and finished with eight relief appearances for the big league club... made his big league debut Sept. 10 vs. Los Angeles (NL) with 2.0 hitless innings... appeared in 41 games, including 15 starts, for the Missions... went 11-8 with a 4.58 ERA... ranked second in the Texas League in wins... was 7-3 with a save and a 2.57 ERA in 26 relief appearances with San Antonio.

2007—Pitched the entire season for San Antonio... rated as having the Best Control in the Padres system according to *Baseball America's* 2007 Best Tools survey... took a no-hitter into the seventh inning of Game 4 of the Texas League finals to lead the Missions to the title over Springfield... tied Cesar Ramos for the team lead with 27 starts... also tied for third in the Texas League in starts.

2006—Named the Padres Minor League Pitcher of the Year after posting a 10-11 record with four complete games, two shutouts and a 3.08 ERA in 28 starts between Single-A Lake Elsinore and Double-A Mobile... ranked among the organizational leaders in wins (tied for 2nd), ERA (3rd) and strikeouts (5th)... earned California League Midseason All-Star honors with Lake Elsinore.

2005—In his first full professional season he posted a 13-6 record and 3.70 ERA in 28 starts for Single-A Fort Wayne... named to the Midwest League Midseason All-Star Team... ranked among Midwest

League leaders in starts (tied for 1st), shutouts (tied for 1st), innings pitched (2nd) and wins (3rd)... shared the organization lead in victories while ranking fourth in strikeouts (112).

2004—Made his professional debut at Short-A Eugene, going 3-1 with a 3.69 ERA...was one of six Emeralds named to the Northwest League Midseason All-Star Team...made three starts for Fort Wayne at season's end.

PERSONAL/MISCELLANEOUS

Michael Robert Ekstrom was originally signed by Padres scout Tim McWilliam...graduated from Sam Barlow (OR) High School...played baseball at Oregon State University...transferred to Point Loma Nazarene University (CA) for his junior year...was named Conference Player of the Year and led PLNU to the NAIA College World Series...also owns the school's record for wins in a season when he won 12 games in 2004...was a talented skier in high school, winning the Oregon state slalom title his senior year...grew up on a tree farm in Gresham, OR...his parents and siblings still operate the family business, growing trees used for landscaping.

LIFETIME PITCHING RECORD

Year	Club	W	L	ERA	G	GS	CG	SHO	SV	IP	H	R	ER	HR	HB	BB	IBB	SO	WP	BK
2004	Eugene	3	1	3.69	12	7	0	0	0	39.0	38	18	16	1	4	10	0	42	2	0
	Fort Wayne	0	2	8.16	3	3	0	0	0	14.1	21	15	13	1	0	3	0	10	3	0
2005	Fort Wayne	13	6	3.70	28	28	1	1	0	167.2	167	76	69	11	5	36	0	112	4	0
	Lake Elsinore	7	4	2.30	14	14	1	1	0	82.1	76	32	21	2	7	21	0	68	3	0
2006	Mobile	3	7	3.84	14	14	3	1	0	84.1	87	46	36	2	2	19	3	49	5	0
	San Antonio	7	10	4.76	27	27	0	0	0	143.2	183	85	76	6	5	47	0	98	8	0
2007	San Antonio	11	8	4.58	41	15	0	0	1	108.0	137	68	55	14	8	34	2	101	4	0
	SAN DIEGO	0	2	7.45	8	0	0	0	0	9.2	14	8	8	2	0	7	1	6	0	0
2008	SAN DIEGO	0	0	6.38	12	0	0	0	0	18.1	21	14	13	3	1	8	0	19	2	0
	Portland	4	2	1.73	42	1	0	0	0	62.1	44	12	12	2	1	16	0	43	2	0
2009	Durham	6	1	2.79	39	1	0	0	1	58.0	55	21	18	5	2	19	1	48	2	0
	TAMPA BAY	0	1	3.31	15	0	0	0	0	16.1	12	6	6	0	2	9	1	10	1	0
2010	Durham	6	4	4.35	46	1	0	0	5	68.1	75	37	33	5	1	29	2	65	4	0
	TAMPA BAY	0	0	0.00	1	0	0	0	0	1.0	1	0	0	0	0	0	0	1	0	0
2011	Colorado Springs	3	1	2.53	43	0	0	0	1	57.0	47	17	16	0	3	18	2	57	1	0
	COLORADO	0	0	6.32	15	0	0	0	0	15.2	21	11	11	1	0	2	0	9	0	0
AL Totals		0	1	3.12	16	0	0	0	0	17.1	13	6	6	0	2	9	1	11	1	0
NL Totals		0	2	6.60	35	0	0	0	0	43.2	56	33	32	6	1	17	1	34	2	0
ML Totals		0	3	5.61	51	0	0	0	0	61.0	69	39	38	6	3	26	2	45	3	0

CAREER TRANSACTIONS

2004 — Selected by the San Diego Padres organization in the 12th round of the First-Year Player Draft. **2010** — Claimed off waivers by the Tampa Bay Rays, February 3. **2011** — Elected free agency, September 15; signed by the Colorado Rockies to a minor league contract, December 13. **2012** — Elected free agency, October 4; signed by the Oakland Athletics to a minor league contract, October 25.

MILESTONE HOME RUNS

Franchise

1	Lave Cross	Apr. 30, 1901
1,000	Mickey Cochrane	May 15, 1927
2,000	Jimmie Foxx	June 21, 1935
3,000	Sam Chapman	Sept. 30, 1949
4,000	Hector Lopez	Aug. 17, 1958
5,000	Jim Nash	May 22, 1968
6,000	Gene Tenace	May 25, 1975
7,000	Carney Lansford	July 3, 1983
8,000	Jose Canseco	Sept. 2, 1989
9,000	Mark McGwire	May 28, 1996
10,000	Miguel Tejada	Apr. 14, 2001
11,000	Bobby Kielty	June 15, 2006

Oakland

1	Reggie Jackson	Apr. 10, 1968
1,000	Claudell Washington	May 6, 1975
2,000	Rickey Henderson	June 5, 1983
3,000	Dave Parker	Aug. 13, 1989
4,000	Jason Giambi	May 17, 1996
5,000	Jason Giambi	Sept. 24, 2000
6,000	Bobby Crosby	May 31, 2006

VS. THE AMERICAN LEAGUE

2012		CAREER												
ERA	W	L	S	G	IP	ER	vs. TEAM	ERA	W	L	S	G	IP	ER
—	0	0	0	0	0.0	0	Baltimore	13.50	0	1	0	2	2.0	3
—	0	0	0	0	0.0	0	Boston	4.50	0	0	0	2	2.0	1
—	0	0	0	0	0.0	0	Chicago	0.00	0	0	0	1	2.0	0
—	0	0	0	0	0.0	0	Cleveland	—	0	0	0	0	0.0	0
—	0	0	0	0	0.0	0	Detroit	0.00	0	0	0	1	1.0	0
—	0	0	0	0	0.0	0	Kansas City	0.00	0	0	0	1	1.0	0
—	0	0	0	0	0.0	0	Los Angeles	—	0	0	0	0	0.0	0
—	0	0	0	0	0.0	0	Minnesota	—	0	0	0	0	0.0	0
—	0	0	0	0	0.0	0	New York	4.50	0	0	0	4	4.0	2
—	0	0	0	0	0.0	0	Oakland	0.00	0	0	0	1	0.1	0
—	0	0	0	0	0.0	0	Seattle	0.00	0	0	0	3	2.2	0
—	0	0	0	0	0.0	0	Tampa Bay	—	0	0	0	0	0.0	0
—	0	0	0	0	0.0	0	Texas	0.00	0	0	0	1	1.1	0
—	0	0	0	0	0.0	0	Toronto	0.00	0	0	0	2	2.0	0

VS. THE NATIONAL LEAGUE

2012		CAREER												
ERA	W	L	S	G	IP	ER	vs. TEAM	ERA	W	L	S	G	IP	ER
9.00	0	0	0	1	1.0	1	Arizona	2.45	0	0	0	2	3.2	1
—	0	0	0	0	0.0	0	Atlanta	9.00	0	0	0	1	2.0	2
—	0	0	0	0	0.0	0	Chicago	—	0	0	0	0	0.0	0
3.38	0	0	0	2	2.2	1	Cincinnati	7.71	0	0	0	4	4.2	4
—	0	0	0	0	0.0	0	Colorado	10.80	0	0	0	4	5.0	6
—	0	0	0	0	0.0	0	Houston	—	0	0	0	0	0.0	0
0.00	0	0	0	1	2.0	0	Los Angeles	3.86	0	1	0	3	4.2	2
—	0	0	0	0	0.0	0	Miami	0.00	0	0	0	1	1.0	0
—	0	0	0	0	0.0	0	Milwaukee	—	0	0	0	0	0.0	0
—	0	0	0	0	0.0	0	New York	—	0	0	0	0	0.0	0
0.00	0	0	0	2	2.0	0	Philadelphia	0.00	0	0	0	3	4.2	0
5.40	0	0	0	2	1.2	1	Pittsburgh	12.27	0	1	0	4	3.2	5
9.00	0	0	0	2	2.0	2	San Diego	9.00	0	0	0	2	2.0	2
12.00	0	0	0	4	3.0	4	San Francisco	6.75	0	0	0	6	6.2	5
13.50	0	0	0	1	1.1	2	St. Louis	13.50	0	0	0	1	1.1	2
—	0	0	0	0	0.0	0	Washington	8.10	0	0	0	2	3.1	3

MONTHLY BREAKDOWN

2012		CAREER												
ERA	W	L	S	G	IP	ER	by MONTH	ERA	W	L	S	G	IP	ER
—	0	0	0	0	0.0	0	April	8.53	0	1	0	6	6.1	6
—	0	0	0	0	0.0	0	May	—	0	0	0	0	0.0	0
—	0	0	0	0	0.0	0	June	0.00	0	0	0	2	1.0	0
5.91	0	0	0	10	10.2	7	July	6.00	0	0	0	20	27.0	18
7.20	0	0	0	5	5.0	4	August	4.91	0	0	0	9	11.0	6
—	0	0	0	0	0.0	0	September	4.91	0	2	0	13	14.2	8
—	0	0	0	0	0.0	0	October	0.00	0	0	0	1	1.0	0

PITCHING BREAKDOWN

2012		CAREER												
ERA	W	L	S	G	IP	ER	by CATEGORY	ERA	W	L	S	G	IP	ER
7.71	0	0	0	9	9.1	8	Home	8.13	0	2	0	26	27.2	25
4.26	0	0	0	6	6.1	3	Road	3.51	0	1	0	25	33.1	13
1.80	0	0	0	6	5.0	1	Day	6.43	0	0	0	15	14.0	10
8.44	0	0	0	9	10.2	10	Night	5.36	0	3	0	36	47.0	28
—	0	0	0	0	0.0	0	Pre-ASG	4.15	0	1	0	10	13.0	6
6.32	0	0	0	15	15.2	11	Post-ASG	6.00	0	2	0	41	48.0	32
—	0	0	0	0	0.0	0	Starter	—	0	0	0	0	0.0	0
6.32	0	0	0	15	15.2	11	Reliever	5.61	0	3	0	51	61.0	38

BALLPARK BREAKDOWN

	ERA	W	L	S	G	IP	ER
AT&T Park	0.00	0	0	0	3	4.1	0
Chase Field	2.45	0	0	0	2	3.2	1
Citizens Bank Park	0.00	0	0	0	1	2.2	0
Comerica Park	0.00	0	0	0	1	1.0	0
Coors Field	6.75	0	0	0	11	12.0	9
Dodger Stadium	6.75	0	1	0	2	2.2	1
Fenway Park	4.50	0	0	0	2	2.0	1
Great American	13.50	0	0	0	2	2.0	3
Kauffman Stadium	0.00	0	0	0	1	1.0	0
Nationals Park	8.10	0	0	0	2	3.1	3
PETCO Park	9.69	0	1	0	12	13.0	14
Rogers Centre	0.00	0	0	0	1	1.0	0
Safeco Field	0.00	0	0	0	1	1.0	0
Tropicana Field	6.14	0	1	0	7	7.1	5
U.S. Cellular Field	0.00	0	0	0	1	2.0	0
Yankee Stadium	0.00	0	0	0	2	2.0	0

FIELDING STATISTICS

Pitcher							
Year	Pct.	G	PO	A	E	TC	DP
2008	1.000	8	2	2	0	4	0
2009	1.000	12	1	1	0	2	0
2010	—	15	0	0	0	0	0
2011	—	1	0	0	0	0	0
2012	1.000	15	2	3	0	5	1
Totals	1.000	51	5	6	0	11	1

EKSTROM'S CAREER BESTS

Low Hit Complete Game: None
Innings Pitched: 3.0, July 10, 2009 at San Francisco
Strikeouts: 5, July 10, 2009 at San Francisco
Longest Winning Streak: None
Longest Losing Streak: 3, September 24, 2008 to present
Longest Scoreless Streak: 16.0, April 21, 2010 to July 15, 2012

**LEFT-HANDED PITCHER****Height/Weight:** 6-0 / 214**Bats/Throws:** Left / Left**Birthdate:** November 23, 1985**Opening Day Age:** 27**Birthplace/Resides:** Santo Domingo, Dominican Republic / Santo Domingo, Dominican Republic**Major League Service:** 77 days**Obtained:** Signed as a non-drafted free agent, November 20, 2003**Contract Status:** First year of a one-year contract through 2013.**CAREER HIGHLIGHTS**

The Dominican Republic native made his Major League debut with the A's in 2012...has a 25-29 record and 3.85 ERA (221 er in 517.0 ip) in 148 games, 78 starts, in eight professional seasons in the minors...has 453 strikeouts and 211 walks in 517.0 innings...has yielded just 29 home runs, or one per 17.8 innings...pitched exclusively in relief for the first time in 2012...missed nearly the entire 2011 season as he continued his recovery from June, 2010 "Tommy John" surgery...pitched for short-season teams his first five seasons before combining for a 13-6 record and a 3.38 ERA in 27 starts with Single-A Stockton and Kane County in 2009 to earn A's Organizational Pitcher of the Year honors...tied for the Northwest League lead in strikeouts (77) at Vancouver in 2008.

2012 HIGHLIGHTS

Made his Major League debut with the A's...had five separate stints with the club in his first full professional season since June, 2010 "Tommy John" surgery...posted a 3.32 ERA, holding the opposition to a .216 batting average in 19 relief appearances...however, issued 15 walks in 21.2 innings for a .348 opponents on-base percentage...struck out just 14 for a strikeout to walk ratio of 0.93...opponents grounded into six double plays...his opponents batting average included a .179 (5-for-28) mark against left-handed hitters compared to .239 (11-for-46) against right-handers...allowed all three of his extra base hits (one double, two home runs) and issued 13 of his 15 walks to right-handers...had a .233 on-base percentage and .179 slugging percentage against lefties compared to .407 and .391 against righties...allowed a .120 average with runners in scoring position...opponents were 0-for-8 with RISP and two outs...had a 1.50 ERA and .189 opponents batting average in nine appearances before the All-Star Break...logged a 5.59 ERA and .243 opponents average in 10 games after the break...opponents were 16-for-56 (.286) with 10 walks over his first 15 pitches in a game, 0-for-18 with five walks after that...allowed 2-of-12 (16.7%) inherited runners to score...first batters faced were 4-for-18 (.222) with a walk...had a 2.45 ERA and .167 opponents batting average in 11 games at home compared to a 5.14 ERA and .308 opponents average in eight games on the road...posted a 0.77 ERA and .189 opponents average in 10 night games, a 6.30 ERA and .243 opponents average in nine day games...was rated as having the best fastball by an A's prospect by *Baseball America*.

OAKLAND: Was recalled for the first time April 21, making his Major League debut that night against Cleveland...tossed a scoreless ninth inning with his only base runner (Cunningham walk) erased on a double play...did not allow a run in his first four appearances (4.2 ip)...walked a season-high three batters in 1.0 inning May 18 against San Francisco...had nine walks in 9.0 innings to go with a 2.00 ERA over his first eight appearances before he was optioned to Sacramento May 22...returned to Oakland June 17 and tossed a season-high 3.0 scoreless innings that day against San Diego before he was optioned back to Sacramento June 21...was recalled a third time July 13 when Jim Miller went on the paternity list but was optioned back to Sacramento July 16 without appearing in a game...his fourth stint began Aug. 5 and he did not allow a run over two appearances (3.0 ip, 1 h, 2 bb, 3 so) before he was sent back to Sacramento Aug. 7...returned to Oakland for good Aug. 31, posting an 8.10 ERA and .296 opponents batting average over his final eight games...allowed a season-high three runs in 0.2 innings Sept. 3 against Los Angeles (AL)...also allowed three runs on a season-high three hits Sept. 22 at New York (AL) without retiring a batter...struck out a season-high three batters in his final outing Sept. 29 against Seattle...was on the ALDS roster against Detroit but did not pitch.

SACRAMENTO: Was 0-2 with a save and a 2.62 ERA in 32 relief appearances with Sacramento in his Triple-A debut...his games pitched were a minor league career-high as he pitched exclusively in relief for the first time in his career...surrendered just one home run in 44.2 innings...allowed a .212 opponents batting average, including .190 (12-for-63) against left-handed hitters compared to .225 (23-for-102) against right-handers...opponents hit .195 with two walks (.267 on-base percentage) when leading off an inning...yielded a .190 batting average with runners in scoring position and two outs...posted a 1.25 ERA and .151 opponents batting average in 16 games at home compared to a 3.91 ERA and .261 opponents average in 16 appearances on the road...combined for a 1.08 ERA in the eighth and ninth innings...had a 4.58 ERA in all other innings...allowed 1 of 7 (14.3%) inherited runners to score...was charged with three blown saves...tossed at least one inning in 27 of his 32 appearances, including two or more 14 times...did not allow a run in five appearances (7.0 ip) before he was recalled by Oakland for the first time April 21...extended his Triple-A season-opening scoreless streak to 14.0 innings before allowing two runs in back-to-back games June 9 at Colorado Springs and June 12 at Fresno...had a 1.96 ERA in 12 games when he was called up by Oakland again June 17...optioned June 21 and allowed just one earned run over his next six outings (8.2 ip, 1.04 ERA) before joining the A's for a three-game stay from July 13-15...allowed a season-high three runs in 1.2 innings at Tacoma July 17 in his first game back...surrendered his only home run in that game...struck out a season-high tying three batters July 20 against Tucson...was credited with his only save of the season July 31 at Reno when he retired the side in order in the ninth inning...tossed two or more innings in each of his final three outings, including a season-high 2.1 scoreless innings in his last Triple-A appearance Aug. 28 at Colorado Springs.

CAREER

2011—Missed nearly the entire season as he continued his recovery from June, 2010 “Tommy John” surgery on his left elbow...made two starts with the A's affiliate in the Arizona Rookie League in August, posting a 4.50 ERA...struck out six batters in 2.0 innings as opponents were 3-for-10 (.300)...tossed a scoreless inning Aug. 24 at the Giants...allowed a run on two hits in one inning Aug. 29 at the Giants...struck out the side in each outing and did not walk batter.

2010—Made his Double-A debut with Midland and went 1-6 with a 5.30 ERA in 13 starts before an elbow injury ended his season in mid-June...matched his career-high in losses...was also charged with a career-high five balks, which led the Texas League...opponents hit .295, including .196 by left-handed hitters and .342 by right-handers...yielded five of his six home runs to righties...five of the home runs he surrendered were solo shots...allowed a .350 average with runners in scoring position and two outs...posted a 3.27 ERA in four starts in April but then had a 6.00 ERA in six starts in May and a 6.61 ERA in three starts in June...compiled a 7.62 ERA and .333 opponents batting average in the first inning...did not commit an error in 26 total chances in his 13 starts, including five putouts and 21 assists...the Rock-hounds were 5-8 (.385) in his starting assignments...tossed six or more innings in seven of his 13 starts, allowed two runs or fewer six times and walked two batters or fewer eight times...went 1-1 with a 2.78 ERA and .231 opponents batting average over his first six starts through May 7...his lone win came May 2 at San Antonio when he struck out a season-high seven in a season-high 7.2 innings...also tossed a season-high 104 pitches in that game...charged with his second loss of the season May 13 against San Antonio, which began a season-ending five-game losing streak...posted a 7.82 ERA and allowed a .351 batting average over that seven-start stretch...yielded a season-high seven runs in 3.1 innings in an 8-4 loss to Frisco May 18...allowed a season high 10 hits in 4.2 innings against Corpus Christi, June 10...was placed on the disabled list June 16 with a left elbow strain and missed the remainder of the season.

2009—Was named the A's Organizational Pitcher of the Year after combining for a 13-6 record and a 3.38 ERA in 27 starts with both of the A's Single-A affiliates...began the season at Kane County of the Midwest League and went 10-2 with a 3.23 ERA in 16 starts before he was promoted to Stockton of the California League July 10...posted a 3-4 record and a 3.56 ERA in 11 starts with the Ports...tied for seventh among all Single-A pitchers in wins...ranked second in the A's organization in wins, third in strikeouts (145), tied for third in innings pitched (152.0) and fourth in ERA...allowed a .260 opponents batting average, including .256 against right-handed hitters and .271 against left-handers...yielded nine home runs in 152.0 innings (0.53 per nine innings) and eight of those were solo shots...led Kane County in wins despite his promotion to Stockton with eight weeks remaining...tossed 7.0 shutout innings and struck out a season-high nine without walking a batter April 24 at Burlington...finished the Kane County portion of his campaign by winning each of his final six starts (1.46 ERA)...tossed 6.0 scoreless innings while matching his season high with nine strikeouts June 25 at Quad Cities...extended his minor league

winning streak to seven games by tossing 7.0 shutout innings in his Stockton debut July 11 against Bakersfield...went 7-0 with a 1.23 ERA during the winning streak, which ran from June 7 to July 11...combined on a five-hit shutout against Lake Elsinore Aug. 6 (5 h, 1 bb, 8 so)...that start earned him California League Pitcher of the Week honors for the week of Aug. 3-10...allowed one run or less in five consecutive starts from Aug. 6 to 28 (0.57 ERA)...matched his season-high with nine strikeouts in his final start, Sept. 3 against Bakersfield...was rated as the seventh best prospect in the California League and the A's fifth best prospect by *Baseball America* following the season.

2008—Returned to Vancouver for the second consecutive season and was 2-5 with a 3.93 ERA in 15 games, all starts...it was the first time in his career he was used exclusively as a starting pitcher...tied for the Northwest League lead with 77 strikeouts and his 10.09 strikeouts per nine innings were the best in the NL and ninth best in all short-season leagues...also tied for the NL lead in balks (4) and had the third lowest opponents batting average among starters (.238)...tied for the Canadians team lead in strikeouts...allowed just three home runs in 68.2 innings...his opponents batting average included a .236 mark against left-handed hitters and .239 against right-handers...was named Northwest League Pitcher of the Week for the week of Aug. 25-Sept. 1 after going 1-0 with a 0.00 ERA in two starts (13.0 ip, 7 h, 1 r, 1 bb, 19 so)...struck out a season-high 10 and combined on a three-hit shutout in his final start Aug. 30 against Eugene...pitched for Lacey in the Dominican Winter League following the season and posted a 16.87 ERA in five relief appearances.

2007—Was 2-2 with a save and a 4.30 ERA in 17 games, seven starts, for Vancouver...yielded just two home runs in 44.0 innings...walked 31 and struck out 35...allowed a .252 opponents batting average, which broke down to .250 by left-handed hitters and .252 by right-handers...opponents hit .195 with runners on base...posted a 1-1 record, a 4.56 ERA and .271 opponents batting average in his seven starts and was 1-1 with a 3.93 ERA and .224 opponents average in 10 relief appearances...picked up the win in his first start when he combined on a seven-hit shutout June 22 against Tri-City (6.0 ip, 4 h, 4 bb, 1 so).

2006—Made one start for the A's affiliate in the Dominican Summer League, a win June 10 against the Phillies, before he was transferred to the Arizona Rookie League June 13...went 1-6 with a 6.07 ERA in 13 games, eight starts...combined for a 2-6 record and a 5.88 ERA...allowed a .311 opponents batting average, including .303 by right-handed hitters and .333 by left-handers...his average dropped to .290 with runners in scoring position...allowed 1 of 6 (16.7%) inherited runners to score in relief.

2005—Pitched for the A's Dominican Summer League team for the second consecutive season and went 3-0 with a save and a 2.27 ERA in 13 games, three starts...did not allow a home run in 35.2 innings and held opponents to a .215 batting average.

2004—Made his professional debut with the A's affiliate in the Dominican Summer League and was 2-2 with one save and a 2.90 ERA in 15 games, including two starts...struck out 40 and walked just 11 for a strikeout to walk ratio of 3.64 to 1...opponents hit .261.

PERSONAL/MISCELLANEOUS

Pedro Jose Figueroa (Vizcaino)...was originally signed by Juan Carlos De La Cruz.

LIFETIME PITCHING RECORD

Year	Club	W	L	ERA	G	GS	CG	SHO	SV	IP	H	R	ER	HR	HB	BB	IBB	SO	WP	BK
2004	DSL A's-2	2	2	2.90	15	2	0	0	1	49.2	52	21	16	3	3	11	0	40	7	2
2005	DSL A's-2	3	0	2.27	13	3	0	0	1	35.2	29	14	9	0	3	12	0	25	3	0
2006	DSL A's-1	1	0	4.50	1	1	0	0	0	6.0	5	3	3	1	1	0	1	0	0	0
	AZL A's	1	6	6.07	13	8	0	0	0	43.0	59	39	29	4	4	11	0	27	2	0
2007	Vancouver	2	2	4.30	17	7	0	0	1	44.0	41	26	21	2	4	31	1	35	4	2
2008	Vancouver	2	5	3.93	15	15	0	0	0	68.2	62	37	30	3	3	32	0	77	3	4
2009	Kane County	10	2	3.23	16	16	0	0	0	86.1	89	37	31	6	4	31	0	78	6	2
	Stockton	3	4	3.56	11	11	0	0	0	65.2	62	27	26	3	1	35	1	67	4	0
2010	Midland	1	6	5.30	13	13	0	0	0	71.1	84	45	42	6	2	29	1	57	4	5
2011	Arizona A's	0	0	4.50	2	2	0	0	0	2.0	3	1	1	0	0	0	0	6	0	0
2012	Sacramento	0	2	2.62	32	0	0	0	1	44.2	35	17	13	1	3	18	0	40	0	0
	OAKLAND	0	0	3.32	19	0	0	0	0	21.2	16	9	8	2	0	15	1	14	2	0
ML Totals		0	0	3.32	19	0	0	0	0	21.2	16	9	8	2	0	15	1	14	2	0
Minor League Totals		25	29	3.85	148	78	0	0	4	517.0	521	267	221	29	28	211	3	453	33	15

CAREER TRANSACTIONS

2003 — Signed by the Oakland Athletics organization as a non-drafted free agent, November 20.

DIVISION SERIES RECORD

Year	Club/Opp.	W	L	ERA	G	GS	CG	SHO	SV	IP	H	R	ER	HR	HB	BB	IBB	SO	WP	BK	
2012	OAK vs. DET																				(Did not pitch)

VS. THE AMERICAN LEAGUE

2012		CAREER												
ERA	W	L	S	G	IP	ER	vs. TEAM	ERA	W	L	S	G	IP	ER
0.00	0	0	0	2	1.1	0	Baltimore	0.00	0	0	0	2	1.1	0
0.00	0	0	0	1	1.2	0	Boston	0.00	0	0	0	1	1.2	0
0.00	0	0	0	1	1.0	0	Chicago	0.00	0	0	0	1	1.0	0
0.00	0	0	0	1	1.0	0	Cleveland	0.00	0	0	0	1	1.0	0
7.71	0	0	0	3	2.1	2	Detroit	7.71	0	0	0	3	2.1	2
—	0	0	0	0	0.0	0	Kansas City	—	0	0	0	0	0.0	0
6.75	0	0	0	2	2.2	2	Los Angeles	6.75	0	0	0	2	2.2	2
—	0	0	0	0	0.0	0	Minnesota	—	0	0	0	0	0.0	0
INF	0	0	0	1	0.0	3	New York	INF	0	0	0	1	0.0	3
—	0	0	0	0	0.0	0	Oakland	—	0	0	0	0	0.0	0
0.00	0	0	0	1	1.2	0	Seattle	0.00	0	0	0	1	1.2	0
0.00	0	0	0	1	1.2	0	Tampa Bay	0.00	0	0	0	1	1.2	0
0.00	0	0	0	2	2.0	0	Texas	0.00	0	0	0	2	2.0	0
3.86	0	0	0	2	2.1	1	Toronto	3.86	0	0	0	2	2.1	1

BALLPARK BREAKDOWN

	ERA	W	L	S	G	IP	ER
AT&T Park	0.00	0	0	0	1	1.0	0
Ballpark in Arlington	0.00	0	0	0	2	2.0	0
Camden Yards	0.00	0	0	0	1	1.0	0
Comerica Park	6.75	0	0	0	2	1.1	1
O.co Coliseum	2.45	0	0	0	11	14.2	4
Tropicana Field	0.00	0	0	0	1	1.2	0
Yankee Stadium	INF	0	0	0	1	0.0	3

FIELDING STATISTICS

Pitcher							
Year	Pct.	G	PO	A	E	TC	DP
2012	1.000	19	1	0	0	1	0
Totals	1.000	19	1	0	0	1	0

FIGUEROA'S CAREER BESTS

Low Hit Complete Game: None
Innings Pitched: 3.0, June 17, 2012 vs. San Diego
Strikeouts: 3, September 29, 2012 vs. Seattle
Longest Winning Streak: None
Longest Losing Streak: None
Longest Scoreless Streak: 10.0, May 16 to September 3, 2012

VS. THE NATIONAL LEAGUE

2012		CAREER												
ERA	W	L	S	G	IP	ER	vs. TEAM	ERA	W	L	S	G	IP	ER
0.00	0	0	0	1	3.0	0	San Diego	0.00	0	0	0	1	3.0	0
0.00	0	0	0	1	1.0	0	San Francisco	0.00	0	0	0	1	1.0	0

MONTHLY BREAKDOWN

2012		CAREER												
ERA	W	L	S	G	IP	ER	by MONTH	ERA	W	L	S	G	IP	ER
0.00	0	0	0	3	3.0	0	April	0.00	0	0	0	3	3.0	0
3.00	0	0	0	5	6.0	2	May	3.00	0	0	0	5	6.0	2
0.00	0	0	0	1	3.0	0	June	0.00	0	0	0	1	3.0	0
—	0	0	0	0	0.0	0	July	—	0	0	0	0	0.0	0
0.00	0	0	0	3	4.2	0	August	0.00	0	0	0	3	4.2	0
10.80	0	0	0	7	5.0	6	September	10.80	0	0	0	7	5.0	6

PITCHING BREAKDOWN

2012		CAREER												
ERA	W	L	S	G	IP	ER	by CATEGORY	ERA	W	L	S	G	IP	ER
2.45	0	0	0	11	14.2	4	Home	2.45	0	0	0	11	14.2	4
5.14	0	0	0	8	7.0	4	Road	5.14	0	0	0	8	7.0	4
6.30	0	0	0	9	10.0	7	Day	6.30	0	0	0	9	10.0	7
0.77	0	0	0	10	11.2	1	Night	0.77	0	0	0	10	11.2	1
1.50	0	0	0	9	12.0	2	Pre-ASG	1.50	0	0	0	9	12.0	2
5.59	0	0	0	10	9.2	6	Post-ASG	5.59	0	0	0	10	9.2	6
—	0	0	0	0	0.0	0	Starter	—	0	0	0	0	0.0	0
3.32	0	0	0	19	21.2	8	Reliever	3.32	0	0	0	19	21.2	8

INFIELDER**Height/Weight:** 6-8 / 250**Bats/Throws:** Right / Right**Birthdate:** December 31, 1986**Opening Day Age:** 26**Birthplace/Resides:** Washington, D.C. / Wellesley, MA**Major League Service:** None**Obtained:** Claimed off waivers from Houston, March 23, 2013**Contract Status:** First year of a one-year contract through 2013.**CAREER HIGHLIGHTS**

Hit .294 (551-for-1876) with 131 doubles, 71 home runs and 368 RBI in 483 games over four seasons in the San Diego farm system...played first base in 462 of those games...was selected by Houston in the second round of the Major League portion of the 2012 Rule 5 Draft...claimed off waivers by the A's March 23...has a .328 (138-for-421) career average against left-handed pitching...earned Texas League Postseason All-Star honors at Double-A San Antonio in 2012 after leading the league in hits (154), RBI (105) and games played (137)...was a California League Postseason All-Star in 2011 with Lake Elsinore.

2012 HIGHLIGHTS

Spent the entire season with Double-A San Antonio of the Padres organization, posting a .298 average with 31 doubles, 24 home runs and 105 RBI in 137 games...earned Texas League Midseason and Postseason All-Star honors...hit .336 with runners in scoring position...led the Texas League in hits (154), RBI and games played...also ranked second in extra-base hits (56) and total bases (259), third in home runs, fourth in doubles, fifth in slugging (.502), sixth in runs (80) and seventh in batting average...hit .266 (21-for-79) with five doubles, one home run, 14 RBI and a .359 on-base percentage in 21 games for the Peoria Javelinas of the Arizona Fall League...was selected by the Astros in the second round of the Major League portion of the 2012 Rule 5 draft on Dec. 6.

CAREER

2011—Played in 138 games with Single-A Lake Elsinore, hitting .288 with 35 doubles, four triples, 22 home runs and 111 RBI...was named to the California League Postseason All-Star team...led the CL in games played, ranked third in RBI, fourth in total bases (267), tied for fourth in extra base hits (61), and tied for sixth in hits (158) and homers.

2010—Hit .294 with 43 doubles, 14 home runs and 84 RBI in 136 games with Single-A Fort Wayne...was a 2010 Midwest League Midseason All-Star...led the league in games played and ranked tied for first in doubles, fourth in hits and RBI, fifth in extra base hits (57) and tied for sixth in total bases (239).

2009—Posted a .294 average with 22 doubles, 11 home runs and 68 RBI in 72 games with Short Season Single-A Eugene...received Northwest League Player of the Week honors Aug. 24...led the league in extra base hits (33), total bases (140) and RBI...ranked tied for first in the league in games played, second in doubles and homers, and tied for fourth in hits.

PERSONAL/MISCELLANEOUS

Nathan S. Freiman was originally signed by San Diego scout Adam Bourassa...graduated from Wellesley High School (MA) in 2005 where he was a two-way player...was ranked by Perfect Game USA as the top High School prospect in Massachusetts in 2005...attended Duke University from 2006-2009, where he played first base and catcher for the Blue Devils while graduating with a degree in history...is the only player in school history to receive the ACC Baseball Scholar-Athlete of the Year award (2009)...his 43 career home runs at Duke are the most in school history, while his .616 career slugging percentage is also a school record...ranks second in Duke history with a .356 career batting average...his wife, Amanda, is a professional golfer and has played in 78 LPGA tournaments since 2006...while at Duke University, she was a three-time National Player of the Year and won the U.S. Women's Amateur

title in 2008...participated in the 2013 World Baseball Classic Qualifiers as a member of Team Israel... hit .417 (5-for-12) with four home runs and seven RBI in three games from Sept. 19-23...Israel was eliminated by Spain, 9-6, in the Jupiter Pool Finals.

LIFETIME PLAYING RECORD

Year	Club	AVG.	G	AB	R	H	2B	3B	HR	RBI	SH	SF	HP	BB	SO	SB	CS	SLG	OBP	E
2009	Eugene	.294	72	289	36	85	22	0	11	68	0	2	3	30	55	2	0	.484	.364	4
2010	Fort Wayne	.294	136	523	83	154	43	0	14	84	0	6	7	58	117	0	0	.457	.369	9
2011	Lake Elsinore	.288	138	548	81	158	35	4	22	111	0	9	11	50	93	6	1	.487	.354	16
2012	San Antonio	.298	137	516	80	154	31	1	24	105	0	4	12	49	95	0	2	.502	.370	4
Minor League Totals		.294	483	1876	280	551	131	5	71	368	0	21	33	187	360	8	3	.482	.364	33

CAREER TRANSACTIONS

2008 — Selected by the Texas Rangers organization in the 28th round of the First-Year Player Draft; did not sign. **2009** — Selected by the San Diego Padres organization in the 8th round of the First-Year Player Draft. **2012** — Selected by the Houston Astros in the Major League portion of the Rule 5 Draft, December 6. **2013** — Claimed off waivers by the Oakland A's, March 23.

**CATCHER****Height/Weight:** 6-3 / 225**Bats/Throws:** Right / Right**Birthdate:** March 18, 1989**Opening Day Age:** 24**Birthplace/Resides:** Wilton, California / Wilton, California**Major League Service:** None**Obtained:** Acquired from the Washington Nationals for catcher Kurt Suzuki and cash, August 3, 2012**Contract Status:** First year of a one-year contract through 2013.**NON-ROSTER INVITEE****CAREER HIGHLIGHTS**

Was originally drafted by Washington in the 15th round of the 2010 First-Year Player Draft but was dealt to Oakland in the Kurt Suzuki trade Aug. 3, 2012...is a .291 (285-for-981) career hitter in 283 games over three professional seasons...has 161 walks for a .398 on-base percentage...was named to Midseason All-Star teams in each of his three seasons, including the New York-Penn League in 2010, the South Atlantic League in 2011 and the Carolina League in 2012...led the SAL in walks (82) and ranked second in on-base percentage (.409) with Hagerstown in 2011.

2012 HIGHLIGHTS

Spent most of the season with Single-A Potomac in the Washington organization where he batted .271 with five home runs and 46 RBI in 78 games...was traded to the A's in August for Kurt Suzuki and was assigned to Double-A Midland...hit .333 with two home runs and 11 RBI in 20 games with the RockHounds for a .283 average in 98 games overall...was named to the Carolina League Midseason All-Star team...batted .292 (21-for-72) against left-handed pitching compared to .280 (74-for-264) against right-handers...slugged all seven of his home runs and drove in 50 of his 57 runs against righties...hit .327 with runners in scoring position...had a .386 batting average in the eighth inning or later...hit .329 with five of his seven home runs in the sixth inning or later...appeared in 93 games at catcher and one at first base...also went 2-for-7 (.286) in two games as the designated hitter and was 0-for-2 as a pinch hitter...tossed out 32-of-109 (29.4%) attempted base stealers...compiled a .996 fielding percentage with Potomac, which was the best mark among Carolina League catchers...saw most of his action batting clean-up with 77 games, including 75 of his 78 games with Potomac...hit in every spot in the order except first and third.

MINORS: Began the season at Potomac where he hit .330 with runners in scoring position...also had a .440 batting average in the ninth inning...got off to a fast start, batting .333 in the month of April...had a pair of two-double games April 14 against Lynchburg and April 24 at Winston-Salem...collected three straight three-hit games against Winston-Salem, April 30-May 2...that lifted his batting average to .377...then went 1-for-21 over his next six games...hit .164 (12-for-73) over a 23-game stretch from May 4 to June 5, which dropped his average more than 100 points to .268...then went 5-for-6 in a 12-inning win against Frederick June 6, raising his average 23 points to .291...reached base safely via hit or walk in 19 consecutive games from June 11 to July 12...hit .284 with a .402 on-base percentage over that stretch...had a season-best nine-game hitting streak from June 23 to July 5 (11-for-37, .297)...capped the streak with his first career two-homer game July 5 against Frederick...also drove in a season-high five runs in that contest...the home runs snapped a 41-game homerless streak and he would go homerless in his next 35 games before homering in back-to-back contests with Midland Aug. 31 and Sept. 1...went 11-for-53 (.208) over his final 14 games with Potomac...was traded to the Oakland A's organization Aug. 3 for catcher Kurt Suzuki and cash and was assigned to Double-A Midland...batted .389 at home with the RockHounds...went 3-for-18 (.167) over his first five games...then hit .400 (18-for-45) over his final 15 contests.

CAREER

2011—Batted .288 with 13 home runs and 73 RBI in 123 games with Single-A Hagerstown in his first full professional season...added 82 walks and was hit by a pitch six times for a .409 on-base percentage...led the South Atlantic League in walks and ranked second in on-base percentage...was a SAL

Midseason All-Star...led the Suns in RBI and walks and tied for the team-lead in doubles (30)...hit .316 against right-handed pitching compared to .214 against left-handers...however, had six home runs in 117 at bats against lefties (1 per 19.5 at bats) compared to seven in 310 at bats against righties (1 per 44.3 at bats)...also batted .338 during the day, .327 at home, .318 when leading off an inning and .303 with runners on base...appeared in 86 games at catcher and 13 at first base...topped SAL catchers with a .996 fielding percentage...tossed out 39-of-154 (25.3%) attempted base stealers...also hit .272 in 26 games at designated hitter...batted fourth a team-leading 98 times...also hit third 23 times and fifth and seventh once each...got off to a slow start, batting .231 in 20 games in April...then collected a season-high three hits May 2 at Rome, his first of 10 three-hit games...belted a grand slam and had a season-high five RBI May 5 against Lexington...that began a streak of eight consecutive games with an RBI (15 RBI total)...had a nine-game hitting streak from May 8 to 17 (12-for-36, .333)...finished May with a .305 batting average and 24 RBI in 26 games...then batted .359 in June...had a season-best 10-game hitting streak from June 12 to 24 (19-for-39, .487) to lift his average to a season-high .318...however, would hit just .251 the rest of the way...reached base safely via hit or walk in 23 consecutive games from July 9 to Aug. 5...hit .254 with .457 on-base percentage during the streak...went 0-for-8 over a four-game span from July 30 to Aug. 3, but walked 11 times...including a season-high four July 31 at Delmarva... finished the season by hitting safely and driving in a run in each of his last five games, going 9-for-23 (.391) with seven runs and seven RBI.

2010—Made his professional debut with Vermont of the Short-Season New York-Penn League, batting .307 with four home runs and 40 RBI in 62 games...tied for third in the NYPL in doubles (19) and ranked fourth in on-base percentage (.408)...was named to the NYPL Midseason All-Star Team... led the Lake Monsters in doubles, RBI, on-base percentage and total bases (98)...hit .377 against left-handed pitching compared to .280 with all four of his home runs against right-handers...batted .373 when leading off an inning...appeared in 35 games at catcher and tossed out 17-of-48 (35.4%) attempted base stealers...also hit .312 in 27 games at designated hitter...saw his most action batting fourth (54 games)...had a 21-game hitting streak from June 27 to July 25, which was the longest hitting streak in the NYPL in 2010...hit .425 (34-for-80) with 10 doubles, two home runs and 17 RBI during the streak... was named NYPL Player of the Week for the week of July 19-25 after going 7-for-20 (.350) with two doubles, two home runs and five RBI in six games...batted .396 in 24 games in July.

PERSONAL/MISCELLANEOUS

David Freitas...graduated from Elk Grove (CA) High School in 2007...led his team to section championships from 2005-07...attended Cosumnes River College (Sacramento, CA) where he was a Junior College All-American at catcher...transferred to the University of Hawaii after two years.

LIFETIME PLAYING RECORD

Year	Club	AVG.	G	AB	R	H	2B	3B	HR	RBI	SH	SF	HP	BB	SO	SB	CS	SLG	OBP	E
2010	Vermont	.307	62	218	32	67	19	0	4	40	1	3	5	34	47	2	0	.450	.408	2
2011	Hagerstown	.288	123	427	67	123	30	0	13	73	0	1	6	82	87	2	1	.450	.409	6
2012	Potomac	.271	78	273	37	74	22	0	5	46	0	2	7	39	52	0	0	.407	.374	2
	Midland	.333	20	63	12	21	6	0	2	11	0	3	2	6	15	0	0	.524	.392	3
Minor League Totals		.291	283	981	148	285	77	0	24	170	1	9	20	161	201	4	1	.442	.398	13

CAREER TRANSACTIONS

2010 — Selected by the Washington Nationals organization in the 15th round of the First-Year Player Draft. **2012** — Traded to the Oakland Athletics for catcher Kurt Suzuki and cash, August 3.

**RIGHT-HANDED PITCHER****Height/Weight:** 6-0 / 190**Bats/Throws:** Left / Right**Birthdate:** August 16, 1978**Opening Day Age:** 34**Birthplace/Resides:** West Point, New York / Round Rock, Texas**Major League Service:** 37 days**Obtained:** Signed to a minor league contract, December 22, 2012**Contract Status:** First year of a one-year contract through 2013.**NON-ROSTER INVITEE****CAREER HIGHLIGHTS**

Was originally drafted by Arizona in the seventh round of the June, 1997 draft and spent the first 10 seasons of his professional career as an outfielder...was converted to pitcher following the 2006 season and made his Major League debut with three relief appearances with Texas in 2008...also made two starts for New York (AL) in 2011 and is 1-1 with a 4.40 ERA in five career Major League appearances...is 25-13 with a 3.05 ERA in 169 appearances, including 23 starts, as a minor leaguer...spent the last season and a half in Korea, combining for a 17-7 record and a 3.89 ERA in 39 games, 37 starts, with SK (2011) and Samsung (2012)...batted .274 with 119 home runs and 590 RBI in 1086 games as a hitter.

2012 HIGHLIGHTS

Spent the entire season with the Samsung Lions of the Korean Baseball Organization where he was 11-3 with a 3.94 ERA in 25 games, 24 starts...his .786 winning percentage ranked third in the KBO...allowed a .288 opponents batting average...went 3-3 with a 3.86 ERA over his first 10 starts through June 9...finished the season by going 8-0 with a 4.00 ERA over his final 15 games, including 14 starts...was 6-2 with a 2.70 ERA and .256 opponents batting average in 12 games at home compared to 5-1 with a 5.43 ERA and .325 opponents average in 13 games on the road...won each of his first two starts, including his first outing April 13 against Nexen when he tossed 6.1 shutout innings (2 h, 2 bb, 6 so)...then allowed a season-high seven runs on a season-high nine hits in his next start April 28 against SK...tossed a season-high 7.0 innings May 22 against Lotte, allowing just one run in a no decision...struck out a season-high nine batters in 6.0 innings for the win May 29 against Hanwha...made his one relief appearance July 7 against Lotte (2.0 ip, 3 h, 2 r, 2 er, 0 bb, 1 so)...allowed five runs in a season-low 1.2 innings July 19 against Hanwha...then went 3-0 with a 0.78 ERA over his next four starts from July 28 to Aug. 17...walked a season-high five batters in 5.0 innings July 28 against Nexen...went 3-0 with a 1.57 ERA in four games in August...matched his season-high with 7.0 innings Sept. 24 against Lotte, allowing just one run in a no decision.

CAREER

2011—Pitched for three different organizations in two countries...started the year in the Philadelphia farm system, was signed by the New York Yankees to a Major League contract in June and then pitched in Korea following his release in July...began the season on the disabled list at Triple-A Lehigh Valley with a right elbow strain...was reinstated April 21 and went 5-0 with a 1.14 ERA in 12 games, nine starts, with the Iron Pigs...struck out 56 and walked just seven in 55.1 innings...averaged 1.14 walks per nine innings and had a strikeout to walk ratio of 8.00...surrendered just four home runs, an average of 0.65 per nine innings...allowed a .197 opponents batting average, including .176 against left-handed hitters compared to .215 by right-handers...allowed all four of his home runs to righties...held the opposition to a .162 average with runners in scoring position...did not allow an earned run in six games on the road (26.2 ip)...went 4-for-8 (.500) with a home run and three RBI as a hitter...began the season by not allowing a run in three relief appearances (4.0 ip)...moved into the starting rotation April 29 and went 5-0 with a 1.23 ERA in nine starts...struck out a season-high 11 batters in back-to-back starts June 1 at Gwinnett (7.0 ip, 2 h, 0 r, 0 bb) and June 6 at Charlotte (6.0 ip, 3 h, 0 r, 1 bb)...was released June 14 and signed a Major League contract with New York (AL) June 16...went 0-1 with a 5.23 ERA and .300 opponents batting average in two starts with the Yankees before he was optioned to Triple-A Scranton/Wilkes-Barre July 2...made one start July 5 against Lehigh Valley, tossing 5.0 shutout innings in a no decision (4 h, 0 bb, 7 so)...was released July 13 and signed with the SK Wyverns of the Korean Baseball

Organization...went 6-4 with a 3.81 ERA and .245 opponents batting average in 14 games, 13 starts... allowed just three home runs in 75.2 innings.

2010—Spent the entire season at Triple-A Lehigh Valley where he went 1-3 with a 3.46 ERA in 40 relief appearances...struck out 86 batters in 78.0 innings, an average of 9.92 strikeouts per nine innings... walked just 19 (2.19 per nine innings) for a strikeout-to-walk ratio of 4.53...opponents hit .247, including .208 by right-handed hitters compared to .289 by left-handers...yielded just two home runs in 78.0 innings, including none over his final 25 games...allowed 8 of 22 (36.4%) inherited runners to score... pitched at least 2.0 innings in 27 of his 40 appearances...also made one appearance as a left fielder... compiled a 1.96 ERA in nine appearances in June...was on the disabled list from July 8 to 19 with a strained right hip...made two starts for LaGuaira in the Venezuelan Winter League following the season and had no decisions and a 1.80 ERA.

2009—Went 7-3 with two saves and a 3.49 ERA in 43 games, including two starts, for Triple-A Oklahoma City in the Texas organization...ranked fifth among Pacific Coast League relievers with a .245 opponents batting average...had a .247 opponents average overall, including .223 against right-handers compared to .283 against lefties...yielded a .152 average with runners in scoring position and two outs...was 4-0 with a 1.99 ERA in 23 home games compared to 3-3 with a 5.15 ERA in 20 outings on the road...allowed 8 of 21 (38.1%) inherited runners to score...logged a 0.64 ERA in eight August outings.

2008—Began the season with Double-A Corpus Christi in the Houston organization but was released April 10 after one relief appearance (2.0 ip, 2 h, 1 r, 1 er, 1 bb, 1 so)...signed with Texas April 22 and was assigned to Double-A Frisco...had two wins and three saves in 15 relief appearances and did not allow an earned run (22.0 ip)...did not allow a run over his final 11 games and 15.1 innings...held Texas League hitters to a .122 average before he was promoted to Triple-A Oklahoma City June 8...went 4-5 with a 4.56 ERA in 18 games, 11 starts...was on the disabled list from Aug. 22 to 30 with a strained right abdomen...went 0-2 with a 4.05 ERA in two Pacific Coast League playoff starts...was selected by Texas Sept. 15 and compiled a 2.25 ERA in three relief appearances...pitched 1.0 shutout inning in his Major League debut Sept. 17 against Detroit...went 4-2 with a 1.79 ERA in eight games, seven starts, for LaGuaira in the Venezuelan Winter League.

2007—After 10 professional seasons as an outfielder, he was converted to pitcher prior to the 2007 season...combined to go 6-2 with a save and a 3.25 ERA in 39 relief appearances with Double-A Corpus Christi and Triple-A Round Rock...logged a 2.88 ERA in 30 games at Corpus Christi before he was promoted to Round Rock Aug. 4...logged a 4.91 ERA in 11 relief appearances with the Express.

2006—Was a non-roster invitee with Houston during the spring but spent the entire season at Round Rock...hit .241 with 16 home runs and 59 RBI in 102 games in his final season as a hitter...finished fourth on the team in triples (3) and fifth in home runs...spent the offseason working with Nolan Ryan, who was then with Houston as Special Assistant to the General Manager, and others on converting to a pitcher.

2005—Batted .274 with 17 home runs and 55 RBI in 101 games with Triple-A Salt Lake in the Angels organization...was the Angels Minor League Player of the Month for June after hitting .341 with nine home runs and 19 RBI...hit his 100th professional home run July 9 at Colorado Springs.

2004—Spent the entire season at Triple-A Salt Lake, batting .259 with 22 home runs and 70 RBI in 127 games...homered three times to tie a club record, June 10 against Sacramento.

2003—Spent his final season in the Arizona organization with Triple-A Tucson...batted .265 with 13 home runs and 70 RBI in 124 games.

2002—Made his Double-A debut at El Paso, batting .287 with 10 home runs and 67 RBI in 130 games...tied for third in the Texas League in triples (9)...was a TL Midseason All-Star...was a two-time TL Player of the Week.

2001—Batted .304 with 16 home runs and 70 RBI in 103 games with Single-A Lancaster...tied for

second in the California League in triples (10) and ranked eighth in batting average...set a league record with triples in a single game, Aug. 3 at San Bernardino...was on the disabled list from June 27 to July 21 with right knee tendinitis.

2000—Hit a career-high .311 with 12 home runs and 66 RBI in 127 games with Single-A High Desert... also stole a career-high 19 bases...ranked second in the California League and tied for fifth in the minor leagues with 13 triples...also ranked fourth in the CL in runs (98) and ninth in batting...was the only Arizona minor leaguer with double-figure totals in doubles, triples and home runs.

1999—Returned to Single-A South Bend for the second consecutive season, batting .212 with no home runs and 17 RBI in 48 games...was on the disabled list from June 30 to Sept. 7 with an injured right middle finger.

1998—Led South Bend in hits (131), runs (46), doubles (23), triples (6) and RBI (61) in his first season at Single-A...added a .280 batting average and eight home run.

1997—Made his professional debut with the Diamondbacks affiliate in the Arizona Rookie League...led the league in doubles (18) and tied for the lead in extra base hits (26).

PERSONAL/MISCELLANEOUS

Brian E. Gordon was originally signed by Arizona scout Ray Corbett...graduated from Round Rock (TX) High School

LIFETIME PITCHING RECORD

Year	Club	W	L	ERA	G	GS	CG	SHO	SV	IP	H	R	ER	HR	HB	BB	IBB	SO	WP	BK
2007	Corpus Christi	5	1	2.88	30	0	0	0	1	50.0	44	17	16	3	2	19	6	43	0	1
	Round Rock	1	1	4.91	9	0	0	0	0	11.0	14	7	6	1	0	1	0	8	0	0
2008	Corpus Christi	0	0	4.50	1	0	0	0	0	2.0	2	1	1	1	0	1	0	1	0	0
	Frisco	2	0	0.00	15	0	0	0	3	22.0	9	1	0	0	0	4	0	18	2	1
	Oklahoma	4	5	4.56	18	11	0	0	0	71.0	85	43	36	14	2	15	0	51	2	1
	TEXAS	0	0	2.25	3	0	0	0	0	4.0	4	1	1	0	0	0	1	0	0	0
2009	Oklahoma City	7	3	3.49	43	2	0	0	2	77.1	72	32	30	5	0	20	2	51	2	0
2010	Lehigh Valley	1	3	3.46	40	0	0	0	0	78.0	73	33	30	2	1	19	1	86	5	0
2011	Lehigh Valley	5	0	1.14	12	9	0	0	0	55.1	39	11	7	4	1	7	0	56	1	0
	NEW YORK (AL)	0	1	5.23	2	2	0	0	0	10.1	12	6	6	3	2	3	1	4	0	0
	Scranton/Wilkes-Barre	0	0	0.00	1	1	0	0	0	5.0	4	0	0	0	0	0	0	0	0	0
	SK (Korea)	6	4	3.81	14	13	0	0	0	75.2	68	34	32	3	4	20	0	70	1	0
2012	Samsung (Korea)	11	3	3.94	25	24	0	0	0	128.0	144	61	56	10	2	38	0	80	1	1
ML Totals		0	1	4.40	5	2	0	0	0	14.1	16	7	7	3	2	3	1	5	0	0
Minor League Totals		25	13	3.05	169	23	0	0	6	371.2	342	145	126	30	6	86	9	321	12	3
Korean Totals		17	7	3.89	39	37	0	0	0	203.2	212	95	88	13	6	58	0	150	2	1

LIFETIME PLAYING RECORD

Year	Club	AVG.	G	AB	R	H	2B	3B	HR	RBI	SH	SF	HP	BB	SO	SB	CS	SLG	OBP	E
1997	AZL Dbacks	.247	54	219	27	54	18	4	4	46	0	4	0	9	62	8	3	.420	.272	9
1998	South Bend	.280	126	468	46	131	23	6	8	61	0	7	4	14	100	6	4	.406	.302	4
1999	South Bend	.212	48	184	21	39	9	3	0	17	0	1	1	9	35	8	3	.293	.251	5
2000	High Desert	.311	127	476	98	148	26	13	12	66	0	6	2	47	107	19	14	.496	.371	10
2001	Lancaster	.304	103	392	74	119	21	10	16	70	4	4	1	26	100	13	7	.531	.345	4
2002	El Paso	.287	130	477	73	137	32	9	10	67	7	7	8	36	111	2	6	.455	.343	7
2003	Tucson	.265	124	449	58	119	20	7	13	70	2	4	1	33	93	1	3	.428	.314	4
2004	Salt Lake	.259	127	475	80	123	24	4	22	70	3	5	4	30	145	6	2	.465	.305	7
2005	Salt Lake	.274	101	343	50	94	25	4	17	55	3	5	1	26	103	7	5	.519	.323	6
2006	Round Rock	.241	102	303	48	73	21	3	16	59	4	2	3	28	110	1	3	.488	.310	3
2007	Corpus Christi	.167	14	6	0	1	0	0	0	1	0	0	0	0	1	0	0	.167	.167	1
	Round Rock	.333	8	9	2	3	0	2	0	5	0	0	0	0	6	0	0	.778	.333	0
	Lehigh Valley	.250	17	4	1	1	0	0	0	0	1	0	0	0	0	0	0	.250	.250	0
2010	Lehigh Valley	.500	5	8	2	4	0	0	0	1	3	0	0	0	1	0	0	.875	.500	0
	NEW YORK (AL)	.000	1	1	0	0	0	0	0	0	0	0	0	1	1	0	0	.000	.500	0
ML Totals		.000	1	1	0	0	0	0	0	0	0	0	0	1	1	0	0	.000	.500	-
Minor League Totals		.274	1086	3813	580	1046	219	65	119	590	24	45	25	258	1004	71	50	.459	.321	-

CAREER TRANSACTIONS

1997 — Selected by the Arizona Diamondbacks in the seventh round of the June draft. **2003** — Elected free agency, October 15; signed by the Anaheim Angels to a minor league contract, November 5. **2004** — Elected free agency, October 15. **2005** — Re-signed by the Los Angeles Angels to a minor league contract, January 2. Elected free agency, October 15; signed by the Houston Astros to a minor league contract, December 2. **2006** — Elected free agency, October 15. **2007** — Re-signed by Houston to a minor league contract, January 31. Elected free agency, October 29; re-signed by Houston to a minor league contract, December 3. **2008** — Released, April 10; signed by the Texas Rangers to a minor league contract, April 22. Elected free agency, November 3; re-signed by Texas to a minor league contract, December 16. **2009** — Elected free agency, November 9. **2010** — Signed by the Philadelphia Phillies to a minor league contract, January 29. Elected free agency, November 6; re-signed by Philadelphia, December 17. **2011** — Released, June 14; signed by the New York Yankees, June 16. Released, July 8. **2012** — Signed by the Oakland Athletics to a minor league contract, December 22.

VS. THE AMERICAN LEAGUE

2012		CAREER												
ERA	W	L	S	G	IP	ER	vs. TEAM	ERA	W	L	S	G	IP	ER
—	0	0	0	0	0.0	0	Detroit	0.00	0	0	0	1	1.0	0
—	0	0	0	0	0.0	0	Los Angeles	3.00	0	0	0	2	3.0	1
—	0	0	0	0	0.0	0	Texas	3.38	0	0	0	1	5.1	2

BALLPARK BREAKDOWN

	ERA	W	L	S	G	IP	ER
Angel Stadium	0.00	0	0	0	0	1	1.0
Great American Ballpark	7.20	0	1	0	1	5.0	4
Rangers Ballpark	3.00	0	0	0	2	3.0	1
Yankee Stadium	3.38	0	0	0	1	5.1	2

VS. THE NATIONAL LEAGUE

2012		CAREER												
ERA	W	L	S	G	IP	ER	vs. TEAM	ERA	W	L	S	G	IP	ER
—	0	0	0	0	0.0	0	Cincinnati	7.20	0	1	0	1	5.0	4

FIELDING STATISTICS

Pitcher		Year	Pct.	G	PO	A	E	TC	DP
2008	1.000	3	1	1	0	2	0		
2011	1.000	2	0	1	0	1	0		
Totals	1.000	5	1	2	0	3	0		

MONTHLY BREAKDOWN

2012		CAREER												
ERA	W	L	S	G	IP	ER	by MONTH	ERA	W	L	S	G	IP	ER
—	0	0	0	0	0.0	0	June	5.23	0	1	0	2	10.1	6
—	0	0	0	0	0.0	0	September	2.25	0	0	0	3	4.0	1

PITCHING BREAKDOWN

2012		CAREER												
ERA	W	L	S	G	IP	ER	by CATEGORY	ERA	W	L	S	G	IP	ER
—	0	0	0	0	0.0	0	Home	3.24	0	0	0	3	8.1	3
—	0	0	0	0	0.0	0	Road	6.00	0	1	0	2	6.0	4
—	0	0	0	0	0.0	0	Day	3.68	0	0	0	2	7.1	3
—	0	0	0	0	0.0	0	Night	5.14	0	1	0	3	7.0	4
—	0	0	0	0	0.0	0	Pre-ASG	5.23	0	1	0	2	10.1	6
—	0	0	0	0	0.0	0	Post-ASG	2.25	0	0	0	3	4.0	1
—	0	0	0	0	0.0	0	Starter	5.23	0	1	0	2	10.1	6
—	0	0	0	0	0.0	0	Reliever	2.25	0	0	0	3	4.0	1

GORDON'S CAREER BESTS

Low Hit Complete Game: None
Innings Pitched: 5.1, June 16, 2011 vs. Texas. As reliever: 2.0, September 28, 2008 vs. Los Angeles (AL)
Strikeouts: 3, June 16, 2011 vs. Texas. As reliever: 1, September 17, 2008 vs. Detroit
Longest Winning Streak: None
Longest Losing Streak: 1, June 22, 2011 to present
Longest Scoreless Streak: 6.0, September 21, 2008 to June 16, 2011

**RIGHT-HANDED PITCHER****Height/Weight:** 5-11 / 180**Bats/Throws:** Right / Right**Birthdate:** November 7, 1989**Opening Day Age:** 23**Birthplace/Resides:** Nashville, Tennessee / Smyrna, Tennessee**Major League Service:** None**Obtained:** Selected in the 1st round (18th selection overall) of the 2011 First-Year Player Draft.**Contract Status:** First year of a one-year contract through 2013.**NON-ROSTER INVITEE****CAREER HIGHLIGHTS**

The A's first round pick in the 2011 First-Year Player Draft has compiled a 7-10 record and a 3.83 ERA (74 er in 174.0 ip) in 33 games, all starts, over two professional seasons...has allowed just eight home runs in 174.0 innings, an average of 0.41 per nine innings...was rated as the A's third-best prospect by *Baseball America* following the 2011 season and was ranked fifth after 2012.

2012 HIGHLIGHTS

Spent the entire season at Double-A Midland, with the exception of one start with Triple-A Sacramento in September...was 6-9 with a 4.14 ERA in 26 games, all starts, with the RockHounds...tied for the Texas League lead in shutouts (1), tied for second in complete games (1), ranked third in innings pitched (148.0) and tied for fourth in games started...also ranked second in wild pitches (16), tied for fourth in walks (57), seventh in hits allowed (148), tied for seventh in earned runs (68), tied for ninth in losses and 10th in runs (73)...led Midland in starts and innings pitched...had a no decision in his one regular season start with Sacramento, allowing four runs in 4.0 innings (9.00 ERA)...combined for a 4.26 ERA in 27 starts overall...tied for second in the A's farm system in complete games (1) and ranked third in innings pitched (152.0 ip)...surrendered just eight home runs in 152.0 innings (0.47 per nine innings)...allowed a .271 opponents batting average, including .250 (90-for-360) against right-handed hitters compared to .306 (68-for-222) against left-handers...had 31 walks and 34 strikeouts against lefties compared to 27 walks and 65 strikeouts against righties...his opponents average dropped slightly to .263 with runners in scoring position...was 2-6 with a 4.72 ERA in 14 starts before the TL All-Star Break...then went 4-3 with a 3.82 ERA in 13 starts after the break...compiled a 3.83 ERA over the first four innings of a game, 5.24 after that...allowed just two home runs in 69.0 innings at home with Midland...led TL pitchers in total chances (51) and errors (6)...had a .882 fielding percentage...his teams were 13-14 (.481) in his starting assignments...tossed six or more innings in 15 of his 27 starts, allowed two runs or fewer 13 times and walked two batters or fewer 16 times...was named the A's fifth best prospect by *Baseball America* following the season...was also tabbed as having the best curveball in the A's farm system by the magazine.

MINORS: Picked up his first win of the season in his third start April 19 at San Antonio (7.0 ip, 4 h, 1 r, 1 er, 1 bb, 5 so)...then went 0-4 with a 5.63 ERA over his next eight starts from April 24 to June 8...did not allow a home run over an eight-start stretch from April 29 to June 13 (37.1 innings)...tossed 3.0 scoreless and hitless innings May 19 against Corpus Christi...was placed on the disabled list the next day with a contusion on his right finger...was reinstated May 27 and lost each of his first three starts following his return...including June 8 at Corpus Christi when he allowed a season-high six runs in a season-low 2.2 innings...snapped his losing streak by tossing 5.0 scoreless innings June 13 at Frisco (4 h, 4 bb, 5 so)...then went 0-2 with a 6.26 ERA over his next four starts from June 18 to July 7...allowed a season-high 11 hits in a loss to San Antonio June 23...walked a season-high five batters in 5.0 innings July 7 against Arkansas...had a season-best three-game winning streak from July 13 to 28, compiling a 1.80 ERA over that four-start stretch...began the streak with consecutive scoreless starts July 13 at San Antonio (5.1 ip) and July 18 against Corpus Christi (7.0 ip)...the latter was a seven-inning complete game shutout in which he allowed eight hits and walked one while striking out two...allowed a season-high tying six runs in 5.1 innings Aug. 19 against Tulsa...struck out a season-high nine batters in 6.0 innings Aug. 24 at Corpus Christi...tossed a season-high 106 pitches in that contest...fired a season-high 8.0 innings in his final Double-A start Aug. 29 against San Antonio...allowed just one run

on four hits and a walk for the win...was transferred to Sacramento Sept. 1 and made his lone regular season start for the River Cats Sept. 3 at Salt Lake City, a no decision in a 16-9 loss (4.0 ip, 10 h, 4 r, 4 er, 1 bb, 2 so)...also made one postseason start for Sacramento, a no decision (6.0 ip, 8 h, 3 r, 3 er, 1 bb, 5 so, 4.50 ERA).

CAREER

2011—The A's first round selection in the First-Year Player Draft signed July 25 and combined for a 1-1 record and 0.82 ERA in six starts with the A's affiliate in the Arizona Rookie League and Double-A Midland...did not surrender a home run in 22.0 innings...allowed a .241 opponents batting average, including .206 against right-handed hitters compared to .267 against left-handers...issued just one of his six walks to righties...opponents were 2-for-17 (.118) with runners in scoring position...made his professional debut Aug. 7 at the Rangers Arizona Rookie League affiliate, absorbing the loss in a 6-3 decision...allowed a run on four hits in 2.0 innings and struck out two...was transferred to Midland Aug. 11 and went 1-0 with a 0.45 ERA in five starts...did not allow a run in his first four outings, giving him a 19.1-inning scoreless streak from Aug. 7 to Sept. 5...made his Double-A debut with 2.2 scoreless innings Aug. 12 against Tulsa and followed that with 3.2 innings at Tulsa Aug. 19...tossed 5.0 shutout innings and struck out a season-high six against Corpus Christi Aug. 26...recorded his first pro win Aug. 31 at San Antonio (5.0 ip, 1 h, 1 bb, 3 so)...allowed his only run in his final start Sept. 5 at Frisco...tossed 3.2 innings and had season-highs in hits (5) and walks (3)...was rated as the A's third-best prospect by *Baseball America* following the season.

PERSONAL/MISCELLANEOUS

Sonny Douglas Gray was originally signed by A's scout Matt Ranson...graduated from Smyrna (TN) High School in 2008...originally drafted by the Chicago Cubs in the 27th round that year...did not sign and attended Vanderbilt University...left the Commodores ranking second on the school's all-time win list (27) and fourth in strikeouts (317)...went 12-4 with a 2.43 ERA in 2011 to lead Vanderbilt to its first-ever College World Series appearance...was named second-team All-SEC in 2010 and 2011...was a Louisville Slugger Freshman All-American in 2009...pitched for the USA National Team in 2009 and 2010...was named *Baseball America* Summer Player of the Year in 2010.


LIFETIME PITCHING RECORD

Year	Club	W	L	ERA	G	GS	CG	SHO	SV	IP	H	R	ER	HR	HB	BB	IBB	SO	WP	BK
2011	AZL A's	0	1	4.50	1	1	0	0	0	2.0	4	1	1	0	0	0	0	2	0	0
	Midland	1	0	0.45	5	5	0	0	0	20.0	15	1	1	0	0	6	0	18	2	0
2012	Midland	6	9	4.14	26	26	1	1	0	148.0	148	73	68	8	4	57	0	97	16	1
	Sacramento	0	0	9.00	1	1	0	0	0	4.0	10	4	4	0	1	1	0	2	1	0
Minor League Totals		7	10	3.83	33	33	1	1	0	174.0	177	79	74	8	5	64	0	119	19	1

CAREER TRANSACTIONS

2008 — Selected by the Chicago Cubs organization in the 27th round of the First-Year Player Draft; did not sign.

2011 — Selected by the Oakland Athletics organization in the 1st round (18th selection overall) of the First-Year Player Draft.

**INFIELDER****Height/Weight:** 6-3 / 180**Bats/Throws:** Right / Right**Birthdate:** September 27, 1987**Opening Day Age:** 25**Birthplace/Resides:** Fullerton, California / Anaheim, California**Major League Service:** None**Obtained:** Selected in the 1st round (13th selection overall) of the 2009 First-Year Player Draft**Contract Status:** First year of a one-year contract through 2013.**CAREER HIGHLIGHTS**

The A's first round pick from the 2009 draft has compiled a .302 (489-for-1621) batting average with 101 doubles, 13 triples, 44 home runs and 227 RBI in 388 games over four professional seasons... began his career at shortstop, was moved to the outfield in mid-2011 but was back in the infield at the end of 2012... has appeared in 212 games at shortstop, 77 in center field, 49 in left field, 20 at second base and 11 at third base... named to the Texas League Postseason All-Star team in 2011 after earning California League Postseason All-Star honors at Stockton in 2010... played in the Futures Game in 2010 and 2011, earning MVP honors in the latter contest... has participated in the Arizona Fall League in three consecutive seasons (2010-12)... was rated as the A's number eight prospect by *Baseball America* following the 2012 season after being ranked number six after 2011, number one after 2010 and number three after 2009.

2012 HIGHLIGHTS

Batted .296 with 15 home runs and 75 RBI in 125 games in his first season at Triple-A Sacramento... stole a career-high 13 bases and matched his career-high with six triples... his 75 strikeouts were the fewest of his three full seasons but his .338 on-base percentage was a career low... finished second in the A's farm system in batting, hits (155) and total bases (240), tied for third in RBI, fourth in extra base hits (49), sixth in slugging (.458), tied for sixth in home runs and triples, tied for seventh in doubles (28) and eighth in runs (73)... ranked third in the Pacific Coast League in at bats (524) and tied for fifth in hits and total bases... led the River Cats in games, at bats, hits, RBI and total bases... batted .311 (47-for-151) against left-handed pitching compared to .290 (108-for-373) against right-handers... hit .331 with 51 of his 75 RBI on the road compared to .254 at home... was 6-for-16 (.375) with the bases loaded... had 47 multiple hit games, including 16 games of three or more hits... had a .387 batting average over the first two innings of a game... however, batted .224 in the seventh inning or later... began the season in the outfield but spent most of post All-Star Break play in the infield... appeared in 49 games in left field, 30 in center field, 19 at second base, 19 at shortstop and 11 at third base... committed four errors in 79 games in the outfield (.974 fielding percentage)... also had five assists... made five errors as a second baseman (.957 fielding percentage), six at shortstop (.913) and one at third base (.968)... hit in every spot in the order... batted .353 in 39 games hitting second but had a .205 average in 27 games in the leadoff spot... played second base for Phoenix in the Arizona Fall League following the season and hit .273 with two home runs and 11 RBI in 17 games... added 10 walks for a .364 on-base percentage... was listed as the A's number eight prospect by *Baseball America* following the season.

SACRAMENTO: Got off to a slow start, batting .245 with two home runs and 14 RBI over his first 25 games... a season-high six of those RBI came April 10 at Tucson when he had a grand slam and a two-run single... then hit .426 (23-for-54) over a 13-game stretch from May 5 to 21 to lift his average to .308... scored a season-high four runs May 17 at Albuquerque... went 3-for-36 (.083) over a 10-game stretch from May 22 to June 3... appeared exclusively in the outfield on defense until making a start at shortstop June 4 at Tacoma... had his first of four four-hit games that day and also drove in five runs... that began an 11-game hitting streak, during which he batted .442 (23-for-52) with 11 runs scored and 11 RBI... had another four-hit game June 10 at Colorado Springs... the hitting streak lifted his average to .303 on June 15 but that would be his last day over .300... hit safely in 16 consecutive road games from June 4 to July 7 (35-for-80, .438)... stole a season-high two bases June 19 against Fresno... finished June with a .319 batting average in 27 games and then hit .310 in 24 games in July... had back-to-back four-hit games July 4 and 5 at Fresno... scored a season-high tying four runs on the 4th... had a season-high 14-

game hitting streak from July 23 to Aug. 7...went 23-for-63 (.366) with six doubles, a triple, three home runs and 13 RBI during the streak...collected a season-high two doubles July 25 against Salt Lake...made 16 of his 17 starts from Aug. 5 to 23 as a second baseman...hit .350 (7-for-20) with a triple and two RBI in five postseason games for the River Cats.

CAREER

2011—Was named to the Texas League Postseason All-Star Team as a utility player as he changed positions from shortstop to center field in mid-July...batted .291 with nine home runs and 62 RBI in 127 games for Double-A Midland...ranked second in the TL in hits (154), third in doubles (33), fifth in at bats (530) and 10th in batting...was also named to the Topps/Minor League Baseball Double-A All-Star team...tied for second in the A's farm system in hits, ranked third in doubles, tied for fifth in runs (76) and total bases (216), seventh in batting and 10th in extra base hits (43)...led the RockHounds in runs, hits, doubles and strikeouts (119)...each of his first 79 appearances came at shortstop...committed 21 errors for a .942 fielding percentage...made his professional debut in the outfield July 15, with each of his final 47 defensive appearances coming in center field...made three errors for a .970 fielding percentage and had one assist as an outfielder...his numbers improved offensively following the switch...hit .284 with four home runs and 41 RBI as a shortstop but then batted .300 with five home runs and 21 RBI while playing center...batted .329 against left-handed pitching compared to .272 against right-handers...hit .310 with runners on base and .308 at home...had a .297 average with runners in scoring position but that dropped to .237 with RISP and two outs...was 7-for-18 (.389) with the bases loaded...batted second 120 times and also made seven starts in the three spot in the order...got off to a slow start as he batted .176 over his first 16 games through April 24...that included April 19 at Springfield when he had a grand slam and a season-high five RBI...would not homer again until June 20 at Frisco, a 48-game homerless streak...hit safely in 13 consecutive games from April 25 to May 7...went 24-for-56 (.429) with seven doubles during the streak to boost his average over 100 points to .290...was on the disabled list from May 19 to 26 with an oblique muscle spasm...hit .325 in 20 games in May...went 0 for 5 June 15 against Frisco and also committed four errors at shortstop...collected a season-high four hits June 19 at San Antonio...was named to the Texas League Midseason All-Star team and went 0 for 2 with a walk and a RBI in a start at shortstop for the Southern Division squad in the All-Star Game June 29 at San Antonio...was also selected to the Futures Game for the second consecutive season...went 2 for 2 with two doubles, a RBI and a run scored for the United States in the game July 10 at Chase Field...was named Futures Game MVP...had a season-best 15-game hitting streak from July 30 to Aug. 17 (27-for-62, .435) to lift his batting average over the .300 mark (.302)...was named TL Batter of the Week for the week of Aug. 8-14...went 12-for-24 (.500) with six runs, two doubles, a home run and four RBI in six games...batted .342 in 27 games in August...was transferred to Sacramento Sept. 6 and played in seven postseason games for the River Cats...went 8-for-27 (.296) with two doubles and four RBI...hit .290 with five home runs and 19 RBI in 26 games with Phoenix in the Arizona Fall League following the season...added nine doubles and two triples for a .551 slugging percentage and also scored 22 runs...tied for third in the AFL in extra base hits (16) and tied for fourth in doubles...was rated as the A's sixth-best prospect by *Baseball America* following the season.

2010—Was named to the California League Postseason All-Star Team after batting .318 with 20 home runs and 87 RBI in 131 games...ranked second in the league in hits (174), third in doubles (39), total bases (285) and at bats (548), tied for third in runs (107) and extra base hits (65), fifth in slugging (.520) and seventh in batting (.318)...tied for fifth in all of Minor League Baseball in hits...was rated as the third best prospect in the CL by *Baseball America* following the season and was listed as the A's number one prospect...was also named as the Best Hitter for Average in the A's organization in the magazine's Best Tools survey for prospects...entered the season ranked 52nd on *Baseball America's* Top 100 Prospects List...led the A's farm system in batting, runs, hits, doubles and total bases, tied for the lead in extra base hits, ranked third in slugging, fifth in home runs and RBI and tied for sixth in triples (6)...led the Ports in batting, runs, hits, doubles and total bases...batted .373 against left-handed pitching and .298 against right-handers...had 49 multiple hit games...hit 15 of his 20 home runs at home...had just two home runs over his first 56 games through June 6...then hit 18 home runs over his final 75 games...batted .356 with eight of his 20 home runs in the first inning...led CL shortstops with 37 errors and had a .920 fielding percentage in 114 games...also appeared in one game at second base without accepting a chance...batted .324 in 17 games as the designated hitter...batted .345 with two home runs and five RBI over his first 13 games...had his first of three five-hit games May 6 against San Jose...his second five-hit game came May 31 at Modesto as part of a nine-game hitting streak, during which he batted

.475 (19 for 40)...went 4 for 6 with a season-high four runs scored June 15 at Bakersfield...that lifted his average to .306 and it never dipped below .300 the rest of the season...went 20 for 41 (.487) with 14 runs, five doubles, two triples, two home runs and 10 RBI over a nine-game stretch from June 15 to 27...finished June with a .340 batting average and then hit .347 in July...played for the United States in the 2010 All-Star Futures game at Anaheim and went 1 for 2 with a RBI...had a season best 14-game hitting streak from July 16 to 30...hit .377 (23 for 61) with 13 runs, seven doubles, two home runs and 12 RBI during the streak...was named California League Batter of the Week for the week of Aug. 16-22 when he hit .407 (11 for 27) with five runs, three doubles, one triple, two home runs and eight RBI...finished August with eight home runs and 26 RBI in 28 games...went 5 for 6 with four runs, two doubles, a home run and three RBI Sept. 4 at Bakersfield...went 3 for 9 (.333) with a double and two runs scored in two postseason games for the Ports...transferred to Midland after that and was 3-for-22 (.136) with two home runs and four RBI in five postseason games for the RockHounds...played for Phoenix in the Arizona Fall League following the season and hit .200 with one triple and three RBI in 13 games.

2009—Was the A's first round pick in the 2009 draft and signed at the deadline Aug. 17...was assigned to Single-A Stockton and made his debut Sept. 2 against Bakersfield with a 1 for 4 performance in a start at designated hitter...appeared in five games for the Ports, all at designated hitter, and batted .316 with a double and three RBI...was named the A's third best prospect and the Best Defensive Infielder by *Baseball America* following the season.

PERSONAL/MISCELLANEOUS

Grant Thomas Green was originally signed by A's scout JT Stotts...graduated from Canyon (Anaheim Hills, CA) High School in 2006 where he earned All-CIF Division I honors as a senior...attended the University of Southern California where he was a two-time All-Pac-10 selection...had a .359 career batting average, 20 home runs and 102 RBI in 160 games and set a school record with 20 triples...was a member of the 2005 U.S. Junior National Team.

LIFETIME PLAYING RECORD

Year	Club	AVG.	G	AB	R	H	2B	3B	HR	RBI	SH	SF	HP	BB	SO	SB	CS	SLG	OBP	E
2009	Stockton	.316	5	19	2	6	1	0	0	3	0	0	0	1	5	1	0	.368	.350	0
2010	Stockton	.318	131	548	107	174	39	6	20	87	3	10	7	38	117	9	5	.520	.363	37
2011	Midland	.291	127	530	76	154	33	1	9	62	6	6	6	39	119	6	8	.408	.343	24
2012	Sacramento	.296	125	524	73	155	28	6	15	75	0	3	2	33	75	13	9	.458	.338	16
Minor League Totals		.302	388	1621	258	489	101	13	44	227	9	19	15	111	316	29	22	.461	.348	77

CAREER TRANSACTIONS

2006 — Selected by the San Diego Padres organization in the 14th round of the First-Year Player Draft; did not sign.

2009 — Selected by the Oakland Athletics organization in the 1st round (13th selection overall) of the First-Year Player Draft.

ROOKIE RULE

The Baseball Writers Association of America considers a player a rookie unless during the previous season or seasons he has (a) exceeded 130 at-bats or 50 innings pitched in the major leagues; or (b) accumulated more than 45 days on the active roster of a major league club (excluding military service), during the 25-player limit. The 25-player limit is in effect from Opening Day until August 31.

There are 10 rookies on the A's 40-man roster: Pedro Figueroa, Grant Green, Arnold Leon, Hiroyuki Nakajima, Brad Peacock, Shane Peterson, Dan Straily, Michael Taylor, Andrew Werner and Michael Ynoa.



RIGHT-HANDED PITCHER

Height/Weight: 6-5 / 230

Bats/Throws: Right / Right

Birthdate: January 28, 1988

Opening Day Age: 25

Birthplace/Resides: El Cajon, California / El Cajon, California

Major League Service: 102 days

Obtained: Selected in the 13th round of the 2010 First-Year Player Draft

Contract Status: First year of a one-year contract through 2013.

CAREER HIGHLIGHTS

Made his Major League debut with Oakland in 2012 in just his third professional season...went 7-1 with a 3.06 ERA in 15 starts...his .875 winning percentage was second best in Major League history by a rookie with 15 or more starts...was originally drafted by the A's in the 13th round of the 2010 First-Year Player Draft...was the first A's draft pick from the last four years (2009-2012) to reach the majors...pitched exclusively in relief in 2010 when he was named to the Northwest League Postseason All-Star team after leading the league with 15 saves at Short-Season Single-A Vancouver...was converted to a starter in 2011 and tied for first in the A's farm system in strikeouts that year (156)...was named A's Minor League Co-Pitcher of the Year in 2012...is 19-11 with a 3.15 ERA (101 er in 289.0 ip) in 68 games, including 44 starts, over three seasons in the minors...has 280 strikeouts and just 57 walks in 289.0 innings...has a strikeout to walk ratio of 4.91 and averages 1.78 walks per nine innings.

2012 HIGHLIGHTS

Began the year at Double-A Midland but finished the season in the starting rotation for Oakland...went 7-1 with a 3.06 ERA in 15 starts in his Major League debut with the A's...his .875 winning percentage was the best in Oakland history and third best in Athletics history among pitchers with 15 or more starts...it topped the previous Oakland high by Tim Hudson, who went 11-2 (.846) in 1999...it was the best by an Athletic since Jim Nash went 12-1 (.923) in 1966...it was the second best mark by any ML pitcher over the last 17 years to Cliff Lee, who went 22-3 (.880) for Cleveland in 2008...it was second best by a rookie in ML history (since 1900) among pitchers with 15 or more starts to Nash in 1966...had the eighth lowest ERA in the American League among pitchers with 81 or more innings pitched...using the same minimum, it was the sixth best mark by a rookie in Oakland history...ranked 10th among AL rookies in wins...walked just 19 batters in 82.1 innings, an average of 2.08 per nine innings...struck out 64 for a strikeout to walk ratio of 3.37...allowed a .236 opponents batting average, which included a .225 (34-for-151) mark against right-handed hitters compared to .245 (40-for-163) against left-handers...opponents were 16-for-83 (.193) with three walks (.221 on-base percentage) when leading off an inning...yielded a .218 average with the bases empty but that rose to .341 with runners in scoring position...allowed a .359 batting average to the number three hitter, .218 against everyone else...was 7-1 with a 2.34 ERA in 10 starts at night, 0-0 with a 5.23 ERA in five starts during the day...was 3-0 with a 1.95 ERA in five starts against AL West competition...the A's were 12-3 (.800) in his starting assignments...tossed six or more innings in nine of his 15 starts, allowed two runs or fewer 10 times and walked two batters or fewer 14 times.

HIGHEST WINNING PERCENTAGE, ATHLETICS HISTORY, 15 OR MORE STARTS

.923	Jim Nash, 1966 (12-1)
.886	Lefty Grove, 1931 (31-4)
.875	A.J. Griffin, 2012 (7-1)
.850	Chief Bender, 1914 (17-3)
.848	Lefty Grove, 1930 (28-5)

OAKLAND: Was selected from Sacramento June 24, making his Major League debut that day against San Francisco...became the 43rd pitcher in Oakland history to start in his debut and had a no decision in the A's 4-2 win...allowed a two-run home run to Posey in the first inning but those were the only runs he would yield in six innings...left trailing 2-1 but Norris hit a three-run "walk-off" home run for the win...tossed 6.0 shutout innings in his second start at Texas June 29 as part of a career-high 14.0 inning scoreless streak from June 24 to July 4...the streak ended on the 4th when he surrendered David Ortiz' 400th career home run...earned his first Major League win in his fourth start, a 6-3 win at Minnesota July 13...allowed three runs in six innings but a Gomes grand slam in the fourth gave him a 4-3 lead...struck out a

career-high nine batters July 25 at Toronto...tossed six or more innings and allowed three runs or fewer in each of his first seven starts, which was the longest such streak to start a career in Athletics history...left after 1.2 innings in his eighth start Aug. 4 against Toronto...was placed on the 15-day disabled list the next day with right shoulder tightness...was 3-0 with a 2.42 ERA at the time...went 1-0 with a 4.91 ERA (7.1 ip, 7 h, 4 r, 4 er, 4 bb, 7 so) in two rehab starts with Sacramento before he was reinstated from the DL Sept. 1...won each of his first three starts following his return, allowing just two runs in 20.1 innings (0.89 ERA), including Sept. 12 at Los Angeles (AL) when he tossed a career-high 8.0 shutout innings...that improved his career record to 6-0 with a 1.94 ERA over his first 11 starts...according to the Elias Sports Bureau, since earned runs became an official stat (1912 in NL, 1913 in AL), he is just the second pitcher to go undefeated in at least his first 11 Major League appearances, all starts, while maintaining an ERA under 2.00...the other is Jered Weaver, who went 9-0 with a 1.95 ERA over his first 12 starts with the Angels in 2006...is the first pitcher in Oakland history to start his career 6-0 and just the second Athletic since 1927 (Jim Nash, 7-0 in 1966)...allowed three runs or fewer and walked two batters or fewer in each of his first 11 starts, which is the longest such career-opening streak by a ML pitcher since at least 1916...was charged with his first loss Sept. 18 at Detroit when he allowed a career-high five runs on a career-high tying eight hits in 4.2 innings...the six-game winning streak matched the longest by an Athletic in 2012 (McCarthy)...walked a career-high three batters Sept. 23 at New York, snapping a career-opening streak of 12 consecutive starts with two walks or fewer...that is the longest streak to start a career by an Athletics starting pitcher since at least 1916...finished September with a 4-1 record and a 3.09 ERA in six starts...tied for second in the AL in wins in September...was the only A's pitcher to win four games in a month in 2012...started Game 4 of the ALDS against Detroit and had a no decision in the A's 4-3 win...allowed two runs on seven hits in 5.0 innings.

MINORS: Was named the A's Minor League Co-Pitcher of the Year with Dan Straily after combining for a 7-3 record and a 2.82 ERA in 17 games, all starts, with Double-A Midland and Triple-A Sacramento...struck out 91 and walked just 18 in 102.0 innings...averaged 1.59 walks per nine innings with a strikeout to walk ratio of 5.06...yielded just seven home runs, an average of 0.62 per nine innings...allowed a .211 opponents batting average, including .181 (33-for-182) against left-handed hitters compared to .238 (46-for-193) against right-handers...surrendered six of his seven home runs to righties...opponents hit .195 with the bases empty compared to .294 with runners in scoring position...compiled a 1.32 ERA over the first two innings of a game, had a 7.16 ERA in the third inning and a 2.44 ERA from the fourth inning on...his teams were 11-6 (.647) in his starting assignments...tossed six or more innings in 11 of his 17 starts, allowed two runs or fewer 11 times and walked one batter or fewer 14 times...began the year at Midland and went 3-1 with a 2.49 ERA in seven starts...allowed a .201 opponents batting average, including .141 against left-handed hitters...started the season with a 16.0 inning scoreless streak but had three no decisions over that span in three RockHounds losses...did not allow a hit in his second start April 10 at Springfield, tossing 6.0 scoreless innings, and was named Texas League Pitcher of the Week for his efforts...struck out a season-high nine in 5.2 innings in his third start April 16 against Springfield...then won each of his next three starts from April 22 to May 2 (2.61 ERA)...was the losing pitcher in his final Double-A start May 7 at Frisco when he allowed four runs on eight hits in 6.0 innings...was promoted to Sacramento May 11 and went 4-2 with a 3.07 ERA and .217 opponents batting average in 10 starts with the River Cats...lost his first two decisions, including May 13 against Iowa when he walked a season-high three batters...allowed a season-high six runs on a season-high 10 hits in 5.0 innings in his second start at Albuquerque May 19 but had a no decision...went 3-0 with a 1.31 ERA and .177 opponents batting average over his final five starts before his promotion to Oakland June 24 and walked just three batters in 34.1 innings...tossed back-to-back complete games June 8 at Colorado Springs (7.0 ip, 3 h, 2 r, 8 so) and June 13 at Fresno (9.0 ip, 6 h, 1 r, 1 er, 1 bb, 6 so)...made two starts for Sacramento on a rehab assignment that began Aug. 22 at Salt Lake when he allowed three runs on four hits and a season-high tying three walks in 2.1 innings in a no decision...then allowed a run on three hits in 5.0 innings for the win in his final rehab start Aug. 27 at Colorado Springs.

CAREER

2011—Pitched for four different teams in the A's farm system and combined for an 11-7 record and a 3.47 ERA in 27 games, all starts, with Single-A Burlington, Single-A Stockton, Double-A Midland and Triple-A Sacramento...walked just 32 batters in 160.2 innings, an average of 1.79 per nine innings...struck out 156 for a strikeout to walk ratio of 4.88...tied for first in the A's farm system in strikeouts, tied for second in innings pitched, tied for fourth in wins and ranked fifth in ERA...allowed a .238 opponents batting average, which included .228 against right-handed hitters compared to .252 against

left-handers...yielded a .208 average with runners in scoring position...allowed 17 home runs, 12 of which came with the bases empty...walked just seven batters to start an inning...began the season with Burlington and went 4-0 with a 1.56 ERA in eight starts...held the opposition to a .187 batting average and walked just five batters in 52.0 innings...struck out 10 batters in 6.0 innings in his first start April 9 at Clinton...it was his first of four 10-strikeout games in 2011...tossed a season-high 7.2 scoreless innings and allowed just one hit for the win in his second start April 14 against Peoria...did not walk a batter in four consecutive starts from April 20 to May 5...hurled 5.2 shutout innings in his final start with the Bees May 15 against Cedar Rapids...was promoted to Stockton May 20 and struck out 10 while tossing 7.0 shutout innings in his first start May 21 against San Jose...that extended his scoreless streak to 18.1 innings...went 5-3 with a 3.57 ERA in 12 starts with the Ports...struck out 82 in 70.2 innings (10.4 per nine innings)...allowed a .185 average with runners in scoring position...picked up the win in his second start May 27 against Visalia to extend his season-opening winning streak to five games...had the winning streak snapped June 1 against Bakersfield, despite allowing just one run in 6.0 innings...was sent to Sacramento June 12 for a start against Tacoma that day...allowed three runs on six hits in 6.0 innings for the loss and returned to Stockton the next day...made two more starts with the Ports before he was transferred to Midland June 30...spent the entire month of July with the RockHounds and went 2-3 with a 6.47 ERA in six starts...allowed a season-high eight runs in 3.0 innings in his final Double-A start July 31 against Corpus Christi...return to Stockton Aug. 4 and went 3-1 with a 4.00 ERA over his final six starts...surrendered five home runs in 6.0 innings Aug. 11 at High Desert but struck out a season-high tying 10...fanned 10 batters in 6.0 innings in his final regular season start Sept. 1 against Modesto...then went 2-0 with a 1.29 ERA in three postseason starts with Stockton...struck out 28 batters in 21.0 innings and walked just two.

2010—Was named to the Northwest League Postseason All-Star team after leading the league with 15 saves at Short-Season Single-A Vancouver...ranked third among all A's minor leaguers in saves...pitched exclusively in relief in his first professional season, combining for a 1-1 record, 15 saves and a 2.39 ERA in 24 appearances with the A's affiliate in the Arizona Rookie League and Vancouver...did not surrender a home run in 26.1 innings...struck out 33 (11.3 per nine innings) and walked just seven for a strikeout-to-walk ratio of 4.71...allowed a .163 opponents batting average, including .121 by left-handed hitters compared to .186 by right-handers...opponents were 3-for-19 (.158) with runners in scoring position...began the season in the Arizona Rookie League and did not allow a run in four appearances and 5.0 innings...was transferred to Vancouver July 3 and went 1-1 with a 2.95 ERA in 20 appearances with the Canadians...converted 15-of-16 (93.8%) save opportunities...stranded his only two inherited runners...was credited with his first save July 6 at Salem-Keizer after retiring the side in order in the ninth inning...logged his first professional win by tossing 2.0 scoreless innings in a 4-3, 11-inning win over Yakima...struck out a season high five in that contest...converted each of his first nine save opportunities before he was charged with his lone blown save Aug. 8 against Tri-City...allowed two runs in that game but did not allow a run over his final seven contests (7.0 ip, 4 h, 1 bb, 11 so)...did not pitch for the Canadians in the postseason as they were swept in the best-of-three semi-final against Everett.

PERSONAL/MISCELLANEOUS

Arthur Joseph Griffin...was originally signed by Eric Martins...graduated from Grossmont (CA) High School in 2006...was named San Diego Division II Pitcher of the Year as both a junior and senior...attended the University of San Diego...earned first-team All-West Coast Conference honors all four seasons with the Toreros.

LIFETIME PITCHING RECORD

Year	Club	W	L	ERA	G	GS	CG	SHO	SV	IP	H	R	ER	HR	HB	BB	IBB	SO	WP	BK
2010	AZL A's	0	0	0.00	4	0	0	0	0	5.0	1	0	0	0	0	0	0	6	0	0
	Vancouver	1	1	2.95	20	0	0	0	15	21.1	14	9	7	0	3	7	1	27	2	0
2011	Burlington	4	0	1.56	8	8	0	0	0	52.0	36	10	9	2	2	5	0	46	0	0
	Stockton	5	3	3.57	12	12	0	0	0	70.2	64	31	28	8	2	14	0	82	3	1
	Sacramento	0	1	3.00	1	1	0	0	0	6.0	6	3	2	1	0	2	0	8	0	0
	Midland	2	3	6.47	6	6	0	0	0	32.0	39	24	23	6	2	11	0	20	0	0
2012	Midland	3	1	2.49	7	7	0	0	0	43.1	31	12	12	4	1	7	0	44	1	0
	Sacramento	4	2	3.07	10	10	2	0	0	58.2	48	27	20	3	4	11	1	47	2	0
	OAKLAND	7	1	3.06	15	15	0	0	0	82.1	74	29	28	10	1	19	0	64	0	0
ML Totals		7	1	3.06	15	15	0	0	0	82.1	74	29	28	10	1	19	0	64	0	0

CAREER TRANSACTIONS

2009 — Selected by the Philadelphia Phillies organization in the 34th round of the First-Year Player Draft; did not sign.
2010 — Selected by the Oakland Athletics organization in the 13th round of the First-Year Player Draft. **2012** — On the disabled list, August 5 to 31; included rehabilitation assignment to Sacramento, August 22 to 31.

DIVISION SERIES RECORD

Year	Club/Opp.	W	L	ERA	G	GS	CG	SHO	SV	IP	H	R	ER	HR	HB	BB	IBB	SO	WP	BK
2012	OAK vs. DET	0	0	3.60	1	1	0	0	0	5.0	7	2	2	1	0	0	0	1	0	0

VS. THE AMERICAN LEAGUE

2012	CAREER vs. TEAM													
ERA	W	L	S	G	IP	ER	ERA	W	L	S	G	IP	ER	
—	0	0	0	0	0.0	0	Baltimore	—	0	0	0	0	0.0	0
2.08	1	0	0	2	13.0	3	Boston	2.08	1	0	0	2	13.0	3
—	0	0	0	0	0.0	0	Chicago	—	0	0	0	0	0.0	0
—	0	0	0	0	0.0	0	Cleveland	—	0	0	0	0	0.0	0
9.64	0	1	0	1	4.2	5	Detroit	9.64	0	1	0	1	4.2	5
—	0	0	0	0	0.0	0	Kansas City	—	0	0	0	0	0.0	0
0.00	1	0	0	1	8.0	0	Los Angeles	0.00	1	0	0	1	8.0	0
4.50	1	0	0	1	6.0	3	Minnesota	4.50	1	0	0	1	6.0	3
5.23	1	0	0	2	10.1	6	New York	5.23	1	0	0	2	10.1	6
—	0	0	0	0	0.0	0	Oakland	—	0	0	0	0	0.0	0
1.64	2	0	0	2	11.0	2	Seattle	1.64	2	0	0	2	11.0	2
3.86	0	0	0	1	7.0	3	Tampa Bay	3.86	0	0	0	1	7.0	3
4.15	0	0	0	2	8.2	4	Texas	4.15	0	0	0	2	8.2	4
0.00	1	0	0	2	7.2	0	Toronto	0.00	1	0	0	2	7.2	0

BALLPARK BREAKDOWN

	ERA	W	L	S	G	IP	ER
Angel Stadium	0.00	1	0	0	1	8.0	0
Ballpark in Arlington	0.00	0	0	0	1	6.0	0
Comerica Park	9.64	0	1	0	1	4.2	5
O.co Coliseum	3.21	3	0	0	8	42.0	15
Rogers Centre	0.00	1	0	0	1	6.0	0
Safeco Field	1.69	1	0	0	1	5.1	1
Target Field	4.50	1	0	0	1	6.0	3
Yankee Stadium	8.31	0	0	0	1	4.1	4

FIELDING STATISTICS

Pitcher	Year	Pct.	G	PO	A	E	TC	DP
2012	1.000	15	4	7	0	11	0	
Totals	1.000	15	4	7	0	11	0	

VS. THE NATIONAL LEAGUE

2012	CAREER vs. TEAM													
ERA	W	L	S	G	IP	ER	ERA	W	L	S	G	IP	ER	
3.00	0	0	0	1	6.0	2	San Francisco	3.00	0	0	0	1	6.0	2

MONTHLY BREAKDOWN

2012	CAREER by MONTH													
ERA	W	L	S	G	IP	ER	ERA	W	L	S	G	IP	ER	
—	0	0	0	0	0.0	0	April	—	0	0	0	0	0.0	0
—	0	0	0	0	0.0	0	May	—	0	0	0	0	0.0	0
1.50	0	0	0	2	12.0	2	June	1.50	0	0	0	2	12.0	2
2.90	3	0	0	5	31.0	10	July	2.90	3	0	0	5	31.0	10
0.00	0	0	0	1	1.2	0	August	0.00	0	0	0	1	1.2	0
3.09	4	1	0	6	35.0	12	September	3.09	4	1	0	6	35.0	12
13.50	0	0	0	1	2.2	4	October	13.50	0	0	0	1	2.2	4

PITCHING BREAKDOWN

2012	CAREER by CATEGORY													
ERA	W	L	S	G	IP	ER	ERA	W	L	S	G	IP	ER	
3.21	3	0	0	8	42.0	15	Home	3.21	3	0	0	8	42.0	15
2.90	4	1	0	7	40.1	13	Road	2.90	4	1	0	7	40.1	13
5.23	0	0	0	5	20.2	12	Day	5.23	0	0	0	5	20.2	12
2.34	7	1	0	10	61.2	16	Night	2.34	7	1	0	10	61.2	16
2.00	0	0	0	3	18.0	4	Pre-ASG	2.00	0	0	0	3	18.0	4
3.36	7	1	0	12	64.1	24	Post-ASG	3.36	7	1	0	12	64.1	24
3.06	7	1	0	15	82.1	28	Starter	3.06	7	1	0	15	82.1	28
—	0	0	0	0	0.0	0	Reliever	—	0	0	0	0	0.0	0

GRIFFIN'S 2012 STARTS

Date	Opponent	Score	Dec	ERA	IP	H	R	ER	BB	SO	HR	#PIT
June 24	San Francisco	4-2	--	3.00	6.0	3	2	2	1	4	1	104
June 29	at Texas	3-4	--	1.50	6.0	2	0	0	2	4	0	109
July 4	Boston	3-2	--	2.00	6.0	4	2	2	2	3	1	108
July 13	at Minnesota	6-3	W	2.62	6.0	8	3	3	1	5	2	95
July 19	New York (AL)	4-3	W	2.70	6.0	7	2	2	0	4	0	90
July 25	at Toronto	16-0	W	2.25	6.0	3	0	0	2	9	0	104
July 30	Tampa Bay	4-3 (15)	--	2.51	7.0	5	3	3	2	6	1	104
Aug. 4	Toronto	1-3 (11)	--	2.42	1.2	1	0	0	0	0	0	32
Sept. 1	Boston	7-1	W	2.26	7.0	3	1	1	0	5	0	91
Sept. 7	at Seattle	6-1	W	2.21	5.1	6	1	1	1	7	0	108
Sept. 12	at Los Angeles (AL)	4-1	W	1.94	8.0	6	0	0	0	6	0	107
Sept. 18	at Detroit	2-12	L	2.45	4.2	8	5	5	1	3	3	100
Sept. 23	at New York (AL)	5-4	--	2.80	4.1	7	4	4	3	4	1	103
Sept. 28	Seattle	8-2	W	2.71	5.2	4	1	1	2	4	1	96
Oct. 3	Texas	12-5	--	3.06	2.2	7	5	4	2	0	0	70

**INFIELDER****Height/Weight:** 6-0 / 215**Birthdate:** May 2, 1991**Birthplace/Resides:** Griffin, Georgia / Brooks, Georgia**Major League Service:** None**Obtained:** Acquired from the Boston Red Sox with Josh Reddick and Raul Alcantara for Andrew Bailey and Ryan Sweeney, December 28, 2011**Contract Status:** First year of a one-year contract through 2013**NON-ROSTER INVITEE****CAREER HIGHLIGHTS**

Was one of three players acquired from Boston in the Andrew Bailey trade following the 2011 season and was named Organizational Player of the Year in his first season in the A's farm system in 2012...led A's minor leaguers in batting (.333), slugging (.577), hits (160), RBI (84), extra base hits (63) and total bases (277)...was also named to the *Baseball America* Single-A All-Star team in 2012...now has a .297 (366-for-1233) average in 328 games in four professional seasons...earned Midseason All-Star honors with Stockton in the California League in 2012 and Greenville of the South Atlantic League in 2011...was rated as the A's seventh best prospect by *Baseball America* following the 2012 season.

2012 HIGHLIGHTS

Was named the A's Organizational Player of the Year after combining to bat .333 with 23 home runs and 84 RBI in 124 games with Single-A Stockton and Double-A Midland...led the A's farm system in batting, slugging (.577), hits (160), RBI, extra base hits (63) and total bases (277), tied for the lead in doubles (32), ranked second in home runs, third in on-base percentage (.391) and tied for third in runs (82) and triples (8)...tied for sixth in all of minor league baseball in total bases...had career-highs in batting, slugging, hits, triples, home runs, RBI and strikeouts (130)...was named to the *Baseball America* Single-A All-Star team as the third baseman after batting .382 with 18 home runs and 56 RBI in 67 games with Stockton...was also named to the California League Midseason All-Star team...was promoted to Midland June 21 and hit .272 with five home runs and 28 RBI in 57 games...his .333 batting average included a .343 (125-for-364) mark against right-handed pitching compared to .302 (35-for-116) against left-handers...had 20 of 23 home runs and 66 of his 84 RBI against righties...batted .360 with 11 home runs when leading off an inning...hit .319 with runners in scoring position...was 5-for-7 (.714) with the bases loaded...batted .430 in the first inning...had a .343 average in the seventh inning or later...had 41 multiple hit games, including four four-hit games and 17 games of three or more hits...committed 15 errors in 102 games as a third baseman for a .942 fielding percentage...also appeared in 11 games at first base and batted .344 in nine games as the designated hitter...struck out in his only pinch hitting appearance...saw his most action batting clean-up (50 games), but also hit third (43), fifth (27), seventh (2), sixth (1) and eighth (1)...played one game for Phoenix in the Arizona Fall League, going 0-for-3 with two strikeouts...was rated as the A's seventh best prospect by *Baseball America* following the season.

MINORS: Hit safely in each of his first 19 games with Stockton, which tied for the third longest hitting streak in the Cal League in 2012...batted .377 (29-for-77) with six doubles, three triples, five home runs and 20 RBI during the streak which ran from April 5 to 24...drove in a run in seven consecutive games from April 7 to 14 (10 RBI total)...went 4-for-5 with three runs, two doubles, a home run and three RBI April 28 at Lancaster...the runs, hits and doubles were season highs...finished April with a .368 batting average, which was his lowest mark at Stockton...hit .394 in May and .382 in June...was batting .336 over his first 32 games through May 9...then hit .441 (52-for-118) over a 30-game stretch from May 14 to June 12...matched his season-high with four hits and three runs scored May 17 at Modesto...had a 12-game hitting streak from May 20 to June 1 (21-for-50, .420), went 0-for-4 June 2 and then hit safely in 10 consecutive games from June 3 to 12 (18-for-39, .462)...drove in a season-high four runs May 25 against Visalia...scored a run in nine consecutive games from May 26 to June 3 (10 runs total)...had his first two homer game of the season May 28 at High Desert...also went deep twice June 15 against Visalia...matched his season-high with four hits June 11 against Bakersfield...was named CL Player of

the Week for the week of June 11-17 after going 14-for-28 (.500) with three doubles, six home runs and 11 RBI in seven games...started at first base for the CL in the All-Star Game against the Carolina League June 19 and went 1-for-4...was leading the CL in batting (.382), on-base percentage (.433), slugging percentage (.715), hits (102) and extra base hits (47) and was tied for the lead in home runs (18) at the time of his promotion to Midland June 21...hit safely in nine of his first 10 games with the RockHounds (12-for-37, .324)...then went 19-for-86 (.221) over his next 22 contests...matched his season-high with four RBI July 13 at San Antonio...had a season-high four strikeouts two days later against the Missions...was batting .252 in 33 games with Midland when he was placed on the disabled list July 30 with a concussion...was reinstated Aug. 8 and hit .300 in 24 games following his return...matched his season-high with four hits Aug. 28 against San Antonio.

CAREER

2011—Split his season between Boston's two Single-A affiliates at Greenville and Salem...combined to bat .299 with 22 home runs and 82 RBI in 129 games...added a career-high 50 walks for a .372 on-base percentage...also posted minor league bests in games, at bats (495), runs (88), doubles (37), stolen bases (4) and hit by pitches (9)...ranked seventh among all Single-A hitters in total bases (255) and tied for 10th in doubles and extra base hits (61)...began the season at Greenville of the South Atlantic League where he batted .338 with 15 home runs and 53 RBI in 66 games...was named to the SAL Midseason All-Star team...was promoted to Salem of the Carolina League June 28 and hit .254 with seven home runs and 29 RBI in 63 games...combined to hit .309 against right-handed pitching compared to .278 against left-handers...batted .341 with runners in scoring position...hit 12 of his 22 home runs with runners on base...had a .269 batting average over the first five innings of a game but then hit .340 from the sixth inning on...had 42 multiple hit games...appeared in 116 games on defense, all at first base...also hit .333 in 13 games at designated hitter...saw his most action batting clean-up (47 games), but also hit sixth (31), third (21), fifth (21), seventh (7) and eighth (2)...with Greenville, hit .372 at home, .365 against right-handed pitching and .367 with runners in scoring position...his average improved each month as he hit .262 in April, .366 in May and .384 in June...went 4-for-4 with four runs, a double, two home runs and four RBI April 11 against Charleston...the runs, hits, home runs and RBI were season highs...reached base safely via hit or walk in 24 consecutive games from April 27 to May 27...hit .402 (39-for-97) with 11 doubles, seven home runs and 21 RBI during the streak...added 11 walks and two hit by pitches for a .473 on-base percentage...hit safely in 23 of those games, including a season-high 15 straight from May 7 to 27 (22-for-62, .355)...had his second two-homer game May 1 against Asheville and matched his season-high with four RBI...then had his second four-hit game, including a pair of doubles, the next day against the Tourists...went 12-for-17 (.706) with seven runs, three doubles, three home runs and eight RBI in that four-game series against Asheville...was named SAL Player of the Week for the week of May 31 to June 6...had seven straight multiple hit games from June 1 to 7...went 15-for-30 (.500) with five doubles, two home runs and seven RBI over that stretch...collected his third four-hit game of the season June 14 at Charleston to start an eight-game hitting streak (14-for-31, .452)...earned his promotion to Salem June 28...had his fourth four-hit game of the season July 2 against Winston-Salem and matched his season-high with two doubles...hit .345 over his first seven games but then went 8-for-54 (.148) over his next 15 contests...finished the season by hitting .275 over his final 41 games.

2010—Began the season in extended Spring Training, joining Lowell of the Short-Season New York-Penn League when its season began in June...batted .240 with a home run and 35 RBI in 65 games...tied for the NYPL lead with a career-high eight sacrifice flies...led the Spinners in walks (30) and sacrifice flies and ranked second in games played, doubles (16) and RBI...hit .328 against left-handed pitching compared to .206 against right-handers...batted .262 with runners in scoring position, but that dropped to .182 with RISP and two outs...had a .155 batting average when leading off an inning...appeared exclusively at first base on defense (64 games)...led NYPL first basemen with 38 assists...also went 1-for-3 (.333) in one game as the designated hitter...batted .262 in 46 games when hitting clean-up...hit safely in five-straight games from June 23 to 27 (7-for-17, .412)...including June 25 against Connecticut when he drove in a season-high three runs...then went 1-for-24 over his next seven games to drop his average to .186...had a season-high three hits July 15 at Batavia...then hit his first professional home run, his only long ball of the season, the next day against the Muckdogs...matched his season-high with three hits, all doubles, July 19 against Aberdeen...had a season-high six-game hitting streak from July 29 to Aug. 3 (7-for-24, .292)...then went 18-for-90 (.200) over his final 26 games...matched his season-

high with three RBI Aug. 19 at Vermont...hit .191 in August...collected a season-high tying three hits Sept. 3 at Hudson Valley.

2009—Was selected by Boston in the 26th round of the draft but did not sign until Aug. 12...was assigned to the Red Sox affiliate in the Gulf Coast Rookie League and went 3-for-29 (.103) in 10 games... did not have an extra base hit or RBI.

PERSONAL/MISCELLANEOUS

Miles Coleman Head was originally signed by Boston scout Tim Hyers...graduated from Whitewater (GA) High School...batted .528 with 14 home runs and 48 RBI as a senior.

LIFETIME PLAYING RECORD

Year	Club	AVG.	G	AB	R	H	2B	3B	HR	RBI	SH	SF	HP	BB	SO	SB	CS	SLG	OBP	E
2009	GCL Red Sox	.103	10	29	1	3	0	0	0	0	0	0	0	3	8	0	0	.103	.188	2
2010	Lowell	.240	65	229	21	55	16	2	1	35	1	8	4	30	36	1	1	.341	.328	8
2011	Greenville	.338	66	263	61	89	25	1	15	53	0	2	3	30	53	4	2	.612	.409	4
	Salem	.254	63	232	27	59	12	1	7	29	0	1	6	20	56	0	2	.405	.328	3
2012	Stockton	.382	67	267	57	102	23	6	18	56	0	1	2	23	55	3	0	.715	.433	9
	Midland	.272	57	213	25	58	9	2	5	28	0	0	5	16	75	0	1	.404	.338	7
Minor League Totals		.297	328	1233	192	366	85	12	46	201	1	12	20	122	283	8	6	.497	.366	33

CAREER TRANSACTIONS

2009 — Selected by the Boston Red Sox organization in the 26th round of the First-Year Player Draft. **2011** — Traded to the Oakland Athletics with outfielder Josh Reddick and minor league pitcher Raul Alcantara and for pitcher Andrew Bailey and outfielder Ryan Sweeney, December 28.

MILESTONES WITHIN REACH

Brett Anderson

Needs 32 starts for 100

Grant Balfour

Needs 2 games for 400
Needs 58 strikeouts for 500

Daric Barton

Needs 16 games for 500
Needs 106 hits for 500
Needs 9 doubles for 100

Jesse Chavez

Needs 44 games for 200

Bartolo Colón

Needs 19 games for 400
Needs 25 starts for 400
Needs 106.2 innings for 2500
Needs 167 strikeouts for 2000

Coco Crisp

Needs 14 home runs for 100
Needs 35 RBI for 500
Needs 43 stolen bases for 300

Pat Neshek

Needs 19 games for 200

Seth Smith

Needs 54 hits for 500

Chris Young

Needs 115 games for 1000
Needs 2 doubles for 200
Needs 92 RBI for 500

CATCHER**Height/Weight:** 6-2 / 205**Bats/Throws:** Left / Right**Birthdate:** September 19, 1983**Opening Day Age:** 29**Birthplace/Resides:** Chula Vista, California / McKinleyville, California**Major League Service:** 3 years, 32 days**Obtained:** Acquired from Seattle in a three-team trade in which the A's sent A.J. Cole, Blake Treinen and a PTBNL to Washington and the Nationals sent Michael Morse to Seattle, January 16, 2013**Contract Status:** First year of a one-year contract through 2013.**CAREER HIGHLIGHTS**

Is a .255 (227-for-889) career hitter in 311 games over four seasons with two teams...was originally drafted by Tampa Bay in 2003 and made his Major League debut with the Rays in 2008...also played for Tampa Bay from 2010-11 before he was traded to Seattle following the 2011 season...led American League rookies in walks in 2010 (59)...has postseason experience with Rays in 2010 and 2011...started Game 4 of the 2010 ALDS with Wade Davis on the mound, making them the first rookie battery in 63 years to start in a postseason victory...earned Postseason All-Star honors as a minor leaguer in 2004 with Hudson Valley, 2005 with Southwest Michigan and 2007 with Montgomery.

2012 HIGHLIGHTS

Batted .276 with 10 home runs and 50 RBI in 108 games in his lone season with Seattle...added 56 walks for a .394 on-base percentage...the on-base percentage was fifth best among American Leaguers with 300 or more plate appearances...his batting average and on-base percentage were career-highs...also had bests in slugging (.456), doubles (19), home runs, RBI, stolen bases (5) and strikeouts...had just 10 home runs in 203 games entering the season...finished with more walks than strikeouts (51) for the second time in his career...batted .302 (76-for-252) with all 10 of his home runs and 47 of his 50 RBI against right-handed pitching...hit .119 (5-for-42) against left-handers...his career splits are .270 (207-for-767) with 19 of his 20 home runs against righties compared to .164 (20-for-122) against lefties...had a .378 average with runners in scoring position, which was second best in the AL among players with 75 or more plate appearances with RISP (Gonzalez, BOS .398)...had a .225 career average with RISP entering the season...tied for first in the AL with seven game-winning RBI in the seventh inning or later (Jones, BAL)...19 of his 50 RBI gave the Mariners the lead...hit .235 with the bases empty compared to .328 with seven of his 10 home runs with runners on base...combined to bat .243 in April and May, .312 in June and July and .268 from Aug. 1 through the end of the season...had three home runs in 49 games before the All-Star Break, seven in 59 games after the break...started 83 games, including 44 at designated hitter and 39 at catcher...did not commit an error in 43 games (278 total chances) overall behind the plate...tossed out 6-of-33 (18.2%) attempted base stealers...hit .297 while catching compared to .247 as the designated hitter...was also 6-for-18 (.333) with three walks and four RBI in the pinch...had the fourth best batting average among AL pinch hitters with 10 or more plate appearances and ranked sixth in on-base percentage (.409)...was also second in hits and tied for sixth in RBI and walks...was just 3-for-30 (.100) in the pinch entering the season...saw his most playing time with 45 games batting clean-up...was honored as the Mariners Unsung Hero by the Seattle Chapter of the BBWAA.

SEATTLE: Was on the Mariners Opening Day roster but did not appear in a game until April 11 at Texas, the seventh game of the season...hit .300 over his first 14 games through May 9...had his first of three "walk-off" RBI May 7 against Detroit with a sacrifice fly...also had the game-ending sacrifice fly Aug. 18 against Minnesota...started at catcher and hit leadoff May 9 vs. Detroit, marking the first time since 1978 that a catcher hit leadoff for the Mariners (Bob Stinson)...batted .231 over a 25-game stretch from May 11 to June 25...matched his career-high with three hits June 4 at Los Angeles (AL)...it was his eighth career three-hit game...had a career-high seven-game hitting streak from June 27 to July 4...went 8-for-20 (.400) with three doubles, a home run and five RBI during the streak...that began a 34-game stretch from June 27 to Aug. 17 where he batted .330 with six home runs, 22 RBI and 19 walks (.442 on-base percentage)...had a "walk-off" pinch-hit single June 28 against Boston, becoming the sixth player in franchise history to break up a scoreless tie with a walk-off RBI (last: Ken Griffey Jr. Aug. 12, 2009 vs. Chicago-AL in 14th inning)...it was the 13th time in Mariners club history a player

had a walk-off pinch-hit (last: Ken Griffey Jr. May 20, 2010 vs. Toronto)...finished June with a .326 batting average and .442 on-base percentage...then hit .300 with a .422 on-base percentage in July... was the catcher for Felix Hernandez' perfect game Aug. 15 against Tampa Bay...hit .239 with two home runs over his final 35 games beginning Aug. 18.

CAREER

2011—Appeared in 89 games for the Rays, including 67 starts at catcher...65 of 67 starts were against right-handed starters...spent more than a month on the DL with a right oblique strain, July 10-Aug. 17... appeared in six games on a rehab assignment with Triple-A Durham...hit .224 with five home runs, 27 RBI, 15 doubles and 25 walks with Tampa Bay...started 50 of the team's 89 games prior to his stint on the DL...missed 33 games before returning Aug. 19...hit .233 with all five of his home runs off right-handed pitching...batted .161 off lefties...started only two games against left-handed starters: June 3 at Seattle (Jason Vargas) and Aug. 29 at Toronto (Ricky Romero)...hit leadoff in six games after batting leadoff in 45 games in 2010...appeared in two games in the American League Division Series against Texas, including a start in Game 3.

2010—Became the 14th rookie all-time to serve as the primary catcher for a team that reached the post-season...hit leadoff while starting at catcher in 41 games...since 1901, only two players in history had started as many games catching and batting leadoff in one season: Jason Kendall, who did it five times with Oakland and Pittsburgh, and Rollie Hemsley, who did it with Cleveland in 1939...marked the most starts in major league history by a rookie catcher batting leadoff...led American League rookies and set a franchise rookie record with 59 walks...appeared in three games in the ALDS against Texas, batting .300 (3-for-10) with a walk and RBI...started Game 4 with Wade Davis on the mound, making them the first rookie battery in 63 years to start in a postseason victory.

2009—Spent the entire season with Durham as the primary catcher, with the exception of one day in the majors...recalled July 12, the final game before the All-Star Break, but did not play...optioned back to Durham July 16...batted .266 with five home runs and 30 RBI in 104 games with the Bulls...hit .247 before the All-Star Break, .306 after...had a .313 batting average on the road and hit .340 in August... *Baseball America* rated him as having the Best Strike-Zone Discipline in the organization entering the year.

2008—Appeared in five games for the Rays, starting one at catcher...recalled from Triple-A Durham Sept. 2...made his Major League debut Sept. 6 at Toronto as a pinch-hitter...recorded his first ML hit Sept. 15 vs. Boston off Chris Smith...combined to bat .273 with 20 doubles, 12 home runs and a .391 on-base percentage in 116 games with Double-A Montgomery and Durham...earned a promotion to Durham shortly after he was named to the Southern League Midseason All-Star Team...hit .271 with one home run, seven RBI and 15 walks (.444 on-base percentage) in 16 games for Caracas in the Venezuelan Winter League.

2007—Played in 109 games for Double-A Montgomery en route to the Southern League championship...appeared in all nine playoff games for the Biscuits and tied for the league lead with eight postseason RBI...named to the SL Midseason and Postseason All-Star teams...also tabbed as the starting catcher for the Topps Double-A All-Star Team and *Baseball America's* Double-A All-Star Team...ranked second in Southern League and third in the Devil Rays organization with a .316 batting average...also ranked third in the SL with a .408 on-base percentage...named Rays minor league Player of the Month for May after hitting .374 with four home runs, 24 RBI and 10 doubles...in August, hit at a .378 clip with four home runs and 20 RBI to earn Southern League Player of the Month honors...hit .256 with three home runs and six RBI in 13 games with Scottsdale in the Arizona Fall League.

2006—Named a California League Midseason All-Star with Visalia...ranked third in the Devil Rays organization with a .309 batting average...served primarily as the Oaks designated hitter as he continued to recover from a rotator cuff injury...did not appear at catcher until June 12.

2005—Led Southwest Michigan with a .307 batting average, which ranked sixth in the Midwest League...named a MWL Midseason and Postseason All-Star...rotator cuff surgery ended his season Aug. 7.

2004—Named Hudson Valley’s 2004 Player of the Year after batting .302 with two home runs and 35 RBI in 57 games...recognized as a New York-Penn League All-Star...appeared in 25 games at catcher, 17 at designated hitter, 14 at first base and one at shortstop.

2003—Made his professional debut with Hudson Valley, batting .227 with two home runs and 20 RBI in 47 games.

PERSONAL/MISCELLANEOUS

John Edward Jaso was originally signed by Rays scout Craig Weissman...graduated from McKinleyville (CA) High School, where he was a pitcher, catcher and shortstop for the Panthers...attended Southwestern Junior College...had a scholarship offer to the University of San Diego, but opted to sign to play professionally...avid outdoorsman and traveler.

LIFETIME PLAYING RECORD

Year	Club	AVG.	G	AB	R	H	2B	3B	HR	RBI	SH	SF	HP	BB	SO	SB	CS	SLG	OBP	E
2003	Hudson Valley	.227	47	154	20	35	7	0	2	20	2	3	4	25	26	2	0	.312	.344	8
2004	Hudson Valley	.302	57	199	34	60	17	2	2	35	0	1	3	22	32	1	0	.437	.378	5
2005	SW Michigan	.307	92	332	61	102	25	1	14	50	0	8	4	42	53	3	1	.515	.383	2
2006	Visalia	.309	95	366	58	113	22	0	10	55	0	6	3	31	48	1	2	.451	.362	7
2007	Montgomery	.316	109	380	62	120	24	2	12	71	2	5	4	59	49	2	2	.484	.408	6
2008	Montgomery	.271	85	284	51	77	13	2	7	43	1	3	6	62	33	1	0	.405	.408	12
	Durham	.278	31	108	14	30	7	0	5	24	0	0	0	10	14	1	1	.481	.339	0
	TAMPA BAY	.200	5	10	2	2	0	0	0	0	0	0	0	0	2	0	0	.200	.200	0
2009	Durham	.266	104	331	42	88	14	2	5	30	0	4	6	46	49	1	0	.366	.362	9
2010	Durham	.364	3	11	1	4	1	0	0	2	0	1	0	0	2	0	0	.455	.333	0
	TAMPA BAY	.263	109	339	57	89	18	3	5	44	1	3	2	59	39	4	0	.378	.372	5
2011	TAMPA BAY	.224	89	246	26	55	15	1	5	27	1	0	1	25	36	1	2	.354	.298	4
	Durham	.300	6	20	2	6	2	0	0	4	0	0	0	2	3	0	0	.400	.364	0
2012	SEATTLE	.276	108	294	41	81	19	2	10	50	1	5	5	56	51	5	0	.456	.394	0
ML Totals		.255	311	889	126	227	52	6	20	121	3	8	8	140	128	10	2	.395	.359	9

CAREER TRANSACTIONS

2003 — Selected by the Tampa Bay Devil Rays organization in the 12th round of the First-Year Player Draft. **2011** — On the disabled list, July 10 to August 17; included rehabilitation assignment to Durham, August 8 to 17. Traded to the Seattle Mariners for pitcher Josh Lueke and a player to be named later or cash, November 27. **2013** — Traded to the Oakland Athletics in a three-team trade in which Oakland traded minor league pitchers A.J. Cole and Blake Treinen and a player to be named later to the Washington Nationals and the Nationals traded outfielder Michael Morse to the Seattle Mariners, January 16.

DIVISION SERIES RECORD

Year	Club/Opp.	AVG.	G	AB	R	H	2B	3B	HR	RBI	SH	SF	HP	BB	SO	SB	CS	SLG	OBP	E
2010	TB vs. TEX	.300	3	10	0	3	0	0	0	1	0	0	0	1	2	0	0	.300	.364	0
2011	TB vs. TEX	.000	2	4	0	0	0	0	0	0	0	0	0	0	1	0	0	.000	.000	0
Totals		.214	5	14	0	3	0	0	0	1	0	0	0	1	3	0	0	.214	.267	0

VS. THE AMERICAN LEAGUE

2012					CAREER					
AVG.	AB	H	HR	RBI	vs. TEAM	AVG.	AB	H	HR	RBI
.368	19	7	1	3	Baltimore	.207	82	17	2	6
.222	18	4	0	4	Boston	.253	91	23	1	15
.188	16	3	0	2	Chicago	.220	50	11	1	5
.235	17	4	1	6	Cleveland	.268	56	15	2	10
.273	11	3	0	2	Detroit	.234	47	11	0	6
.273	11	3	1	4	Kansas City	.185	27	5	1	5
.300	50	15	3	10	Los Angeles	.337	98	33	4	18
.263	19	5	1	4	Minnesota	.265	49	13	2	7
.250	20	5	0	2	New York	.271	70	19	0	6
.296	27	8	1	2	Oakland	.333	42	14	1	7
—	0	0	0	0	Seattle	.172	29	5	0	3
.333	18	6	0	0	Tampa Bay	.333	18	6	0	0
.267	30	8	2	6	Texas	.246	57	14	3	12
.263	19	5	0	3	Toronto	.229	70	16	2	12

VS. THE NATIONAL LEAGUE

2012					CAREER					
AVG.	AB	H	HR	RBI	vs. TEAM	AVG.	AB	H	HR	RBI
.500	4	2	0	1	Arizona	.200	10	2	0	1
—	0	0	0	0	Atlanta	.333	9	3	0	0
—	0	0	0	0	Chicago	—	0	0	0	0
—	0	0	0	0	Cincinnati	.286	7	2	0	0
.333	3	1	0	1	Colorado	.333	3	1	0	1
—	0	0	0	0	Houston	.308	13	4	1	4
.250	4	1	0	0	Los Angeles	.250	4	1	0	0
—	0	0	0	0	Miami	.161	31	5	0	0
—	0	0	0	0	Milwaukee	.500	4	2	0	1
—	0	0	0	0	New York	—	0	0	0	0
—	0	0	0	0	Philadelphia	—	0	0	0	0
—	0	0	0	0	Pittsburgh	—	0	0	0	0
.125	8	1	0	0	San Diego	.133	15	2	0	1
—	0	0	0	0	San Francisco	—	0	0	0	0
—	0	0	0	0	St. Louis	.429	7	3	0	1
—	0	0	0	0	Washington	—	0	0	0	0

MONTHLY BREAKDOWN

2012					CAREER					
AVG.	AB	H	HR	RBI	by MONTH	AVG.	AB	H	HR	RBI
.278	18	5	1	6	April	.283	92	26	4	23
.232	56	13	1	7	May	.247	178	44	3	22
.326	43	14	1	7	June	.242	165	40	2	16
.300	50	15	2	10	July	.281	121	34	2	19
.266	64	17	3	13	August	.276	152	42	5	29
.268	56	15	2	7	September	.229	170	39	4	12
.286	7	2	0	0	October	.182	11	2	0	0

BATTING BREAKDOWN

2012					CAREER					
AVG.	AB	H	HR	RBI	by CATEGORY	AVG.	AB	H	HR	RBI
.276	145	40	6	29	Home	.239	443	106	10	58
.275	149	41	4	21	Road	.271	446	121	10	63
.257	101	26	2	9	Day	.253	257	65	6	35
.285	193	55	8	41	Night	.256	632	162	14	86
.267	135	36	3	22	Pre-ASG	.253	490	124	9	68
.283	159	45	7	28	Post-ASG	.258	399	103	11	53
.119	42	5	0	3	vs. LHP	.164	122	20	1	10
.302	252	76	10	47	vs. RHP	.270	767	207	19	111
.378	74	28	4	40	RISP	.274	234	64	8	101
.286	7	2	0	7	Bases Loaded	.250	24	6	0	16
.333	18	6	0	4	Pinch Hitter	.188	48	9	0	5
.247	150	37	5	22	Designated Hitter	.278	180	50	6	29

BALLPARK BREAKDOWN

	AVG.	AB	H	HR	RBI
Angel Stadium	.451	51	23	4	16
Camden Yards	.209	43	9	1	3
Chase Field	.500	4	2	0	1
Comerica Park	.304	23	7	0	4
Coors Field	.333	3	1	0	1
Fenway Park	.265	34	9	0	4
Kauffman Stadium	.167	12	2	0	0
Miller Park	.500	4	2	0	1
Minute Maid Park	.308	13	4	1	4
O.co Coliseum	.231	26	6	0	3
PETCO Park	.000	3	0	0	0
Progressive Field	.250	16	4	0	3
Rangers Ballpark	.265	34	9	2	10
Rogers Centre	.213	47	10	1	5
Safeco Field	.261	157	41	6	29
Sun Life Stadium	.267	15	4	0	0
Target Field	.250	20	5	1	3
Tropicana Field	.229	310	71	4	29
Turner Field	.333	9	3	0	0
U.S. Cellular Field	.208	24	5	0	2
Yankee Stadium	.244	41	10	0	3

FIELDING STATISTICS

Catcher

YEAR	PCT.	G	PO	A	E	TC	DP	PB
2008	1.000	3	11	1	0	12	0	0
2010	.992	96	611	30	5	646	5	7
2011	.992	82	479	26	4	509	4	4
2012	1.000	43	263	15	0	278	1	5
Totals	.994	224	1364	72	9	1445	10	16

First Base

YEAR	PCT.	G	PO	A	E	TC	DP
2010	1.000	1	4	0	0	4	0
Totals	1.000	1	4	0	0	4	0

JASO'S CAREER BESTS

Hits: 3 (eight times), last: June 4, 2012 at Los Angeles (AL)

Home Runs: 1 (20 times), last: September 27, 2012 at Los Angeles (AL)

Runs Batted In: 5, June 6, 2010 at Texas

Stolen Bases: 1 (10 times), last: September 29, 2012 at Oakland

Hitting Streak: 7, June 27 to July 4, 2012

Hitless Streak (At Bats): 18, September 30, 2010 to April 8, 2011

Grand Slams: None

Pinch-Hit Home Runs: None

Inside-The-Park Home Runs: None.

Game Ending Home Runs: None

Lead Off Home Runs: 2, September 4, 2010 at Baltimore (Jeremy Guthrie); August 25, 2010 at Los Angeles-AL (Dan Haren)

**RIGHT-HANDED PITCHER****Height/Weight:** 6-1 / 206**Bats/Throws:** Right / Right**Birthdate:** September 6, 1988**Opening Day Age:** 24**Birthplace/Resides:** Culiacan, Mexico / Culiacan, Mexico**Major League Service:** None**Obtained:** Purchased his contract from Saltillo (Mexican League), March 15, 2008**Contract Status:** First year of a one-year contract through 2013.**CAREER HIGHLIGHTS**

Is 6-5 with a 3.35 ERA (67 er in 180.0 ip) in 105 games over five seasons in the A's farm system...originally pitched for Saltillo of the Mexican League and was 5-1 with a 2.56 ERA in 52 games over three seasons with Saraperos...made his professional debut in 2006 at the age of 17...the A's purchased the rights to his contract November 21, 2007 before purchasing his contract outright March 15, 2008...as part of the deal, was loaned back to Saltillo June 16...spent his first full season in the A's farm system in 2009 at Double-A Midland...combined with Jason Fernandez to toss a no-hitter in his first professional start in the second game of a double header against Corpus Christi Aug. 1, 2009...missed most of the 2010 and 2011 seasons following "Tommy John" surgery on his elbow in May, 2010.

2012 HIGHLIGHTS

Pitched at three different levels in the A's farm system, combining for a 4-1 record, one save and a 2.70 ERA in 44 relief appearances with Single-A Stockton, Double-A Midland and Triple-A Sacramento...had career-highs in wins, appearances and strikeouts (74)...allowed a .271 opponents batting average, including .259 (36-for-139) by right-handed hitters compared to .284 (33-for-116) against left-handers...surrendered five home runs, all solo shots...opponents hit .295 with the bases empty, .246 with runners on...allowed 8 of 18 (44.4%) inherited runners to score...converted 1 of 2 (50.0%) save opportunities...tossed at least one inning in 40 of his 44 outings, including a season-high 2.0 innings 19 times...pitched for Culiacan in the Mexican Pacific Winter League following the season...was 1-0 with a 0.79 ERA and .179 opponents batting average in 12 relief appearances.

MINORS: Began the year with Stockton, posting a 5.28 ERA and .366 opponents batting average in 12 games with the Ports...struck out 25 and walked just five in 15.1 innings...yielded a .429 batting average with runners in scoring position and .412 against left-handed hitters...allowed two earned runs in three of his first five outings for a 9.00 ERA...struck out a season-high four batters in 1.2 innings April 19 at Modesto...then surrendered just three earned runs over his final seven appearances with Stockton for a 2.89 ERA...stranded all three of his inherited runners May 8 at Visalia but allowed a season-high four runs, one earned, in 0.2 innings...was promoted to Midland May 17...compiled a 1-0 record, one save and a 2.30 ERA in 10 outings with the RockHounds...struck out 18 and walked just three in 15.2 innings...did not allow a home run...held left-handed hitters to a .190 batting average...allowed two runs in each of his first two outings...did not allow a run in his next seven outings for a season-high 12.0-inning scoreless streak May 26 to June 21...recorded his lone save of the season May 31 against Northwest Arkansas, tossing 2.0 scoreless innings in the RockHounds 3-2 win...matched his season-high with four strikeouts in 2.0 perfect innings June 12 at Frisco...allowed one run in 1.1 innings in his final Double-A outing June 21 against Frisco...was promoted to Sacramento June 24...posted a 3-0 record, a 1.77 ERA and .208 opponents batting average in 22 appearances with the River Cats...held right-handed hitters to a .172 batting average...surrendered a .136 average with runners in scoring position...had a 0.92 ERA on the road compared to 2.81 at home...picked up the win in his Triple-A debut June 25 at Las Vegas (2.0 ip, 2 h, 1 r, 1 er, 2 bb, 2 so)...walked a season-high three batters July 1 against Colorado Springs...tossed 2.0 scoreless innings in four consecutive outings from July 5 to July 17...finished the month of July with a 0.66 ERA in eight relief appearances...did not allow a run in eight of his final nine outings (1 er in 12.1 ip, 0.73 ERA)...did not yield a hit over his final five appearances (7.0 ip, 4 bb, 7 so)...made two postseason appearances for Sacramento (3.0 ip, 4 h, 2 r, 2 er, 1 so, 1 hr, 6.00 ERA).

CAREER

2011—Began the season on the disabled list as he continued his recovery from May, 2010 “Tommy John” surgery...made five rehab starts for the A’s affiliate in the Arizona Rookie League...was 0-1 with an 8.53 ERA and .273 opponents batting average...allowed three runs on three hits in 0.1 innings in his first start against the Diamondbacks June 27...made one more appearance July 2 before his rehab was halted July 5...resumed Aug. 17 and allowed just one run in 4.0 innings over his final three starts (2.25 ERA).

2010—Made just three relief appearances with Double-A Midland before going on the disabled list April 22 with a right elbow strain...underwent “Tommy John” surgery in late May and missed the remainder of the season...posted a 6.23 ERA and .333 opponents batting average in his three relief appearances...his final outing was April 16 at Arkansas (1.0 ip, 2 h, 2 r, 2 er, 1 so).

2009—Spent the entire season at Double-A Midland in his first full season in the A’s organization...was 2-3 with a save and a 3.51 ERA in 33 games, including seven starts...tossed a career-high 74.1 innings...allowed a .247 opponents batting average, including .243 against right-handed hitters compared to .252 against left-handers...surrendered all three of his home runs to right-handers...opponents batted .205 with runners in scoring position, including .105 with RISP and two outs...began the season in the bullpen, but each of his final seven outings were starts...posted a 1-2 record, a 1.76 ERA and .183 opponents batting average in his starting assignments...allowed just 3 of 16 (18.8%) inherited runners to score in his 26 relief appearances...logged a 1.40 ERA and .177 opponents batting average in 16 games on the road...was 1-1 with a save, a 4.35 ERA and .284 opponents batting average over his first 12 games before being placed on the disabled list May 18 with a strained right elbow...was reinstated June 17, going 1-2 with a 3.19 ERA and .233 opponents average in 21 games following his return...combined with Jason Fernandez to toss a no-hitter in his first professional start in the second game of a double header against Corpus Christi Aug. 1...tossed 3.0 innings (2 bb, 2 so) followed by four innings from Fernandez in the seven-inning game...shared Texas League Co-Pitcher of the Week honors with Fernandez for their effort...struck out a season-high nine batters in a season-high 5.2 innings Aug. 30 at Frisco...finished August with a 1-1 record, a 0.66 ERA and .149 opponents average in six starts...made one postseason start for the RockHounds and was the losing pitcher in Game 1 of the TL Championship Series (4.0 ip, 4 h, 3 r, 0 er, 1 bb, 3 so)...the RockHounds would come back to win each of the next three games to claim the TL Championship...pitched for Culiacan in the Mexican-Pacific Winter League following the season...was 2-0 with a save and a 4.15 ERA in 23 games, including one start.

2008—The A’s purchased the rights to his contract from Saltillo of the Mexican League November 21, 2007 and he was invited to Spring Training as a non-roster invitee...made one appearance during the spring (18.00 ERA) before the A’s purchased his contract outright March 15...began the year at Single-A Stockton and had no decisions, two saves and a 2.86 ERA in 20 relief appearances...as part of the agreement, he was loaned to Saltillo June 16 and he spent the rest of the season with the Saraperos, going 2-1 with a 4.30 ERA in 13 relief appearances...with Stockton, he converted both of his save opportunities and held the opposition to a .238 batting average...allowed a .233 batting average against left-handers compared to .242 against righties...yielded just one home run in 28.1 innings...did not allow a run in nine of his first 10 outings through May 9 for a 0.56 ERA...opponents batted .235 at Saltillo, including .167 by right-handed hitters and .400 by left-handers...did not allow a home run and walked just two batters in 14.2 innings while striking out 21...averaged 12.9 strikeouts per nine innings...opened his Mexican League campaign with a 7.0 inning scoreless streak over his first six games (3 h, 1 bb, 10 so)...also had a loss, a blown save and a 10.80 ERA in two postseason appearances (1.2 ip, 3 h, 3 r, 2 er, 1 bb, 2 so).

2007—Returned to Saltillo for the second consecutive season and was 3-0 with a save and a 1.94 ERA in 35 relief appearances...allowed a .217 opponents batting average, which broke down to .174 against left-handed hitters and .237 against right-handers...his opponents average fell to .194 with runners in scoring position...yielded two home runs in 41.2 innings and both were solo shots...allowed 12 of 34 (35.3%) inherited runners to score...posted a 1.69 ERA in nine outings in April, 1.54 in 10 appearances in May and 1.64 in seven games in June...struck out a season high four in 2.0 scoreless innings April 15 against Oaxaca for his first professional save...recorded the first win of his career June 16 against Minatitlan when he allowed one unearned run in 1.2 innings (1 bb)...made one postseason appearance for Saltillo (0.2 ip, 2 h, 2 r, 2 er, 1 so)...then pitched for Culiacan in the Mexican Pacific Winter League

and was 6-0 with a 3.49 ERA in 30 relief appearances during the regular season...made five postseason relief appearances and had a 2.45 ERA and .154 opponents batting average.

2006—Made his professional debut with Saltillo of the Mexican League at the age of 17...had no decisions and a 2.70 ERA in four relief appearances for the Saraperos...opponents were 2 for 12 (.167), including 0 for 5 by left-handed hitters...tossed a scoreless inning and retired all three batters that he faced in his debut July 6 against Aguascalientes...made one postseason appearance for Saltillo and did not retire a batter (0.0 ip, 2 h, 2 r, 2 er, 1 bb, 0 so).

PERSONAL/MISCELLANEOUS

Alex Arnold Leon...was recommended by A's minor league roving infield instructor, Juan Navarrete.

LIFETIME PITCHING RECORD

Year	Club	W	L	ERA	G	GS	CG	SHO	SV	IP	H	R	ER	HR	HB	BB	IBB	SO	WP	BK
2006	Saltillo (Mexico)	0	0	2.70	4	0	0	0	0	3.1	2	1	1	0	0	2	0	2	0	0
2007	Saltillo (Mexico)	3	0	1.94	35	0	0	0	1	41.2	31	11	9	2	1	24	2	38	4	0
2008	Stockton	0	0	2.86	20	0	0	0	2	28.1	25	12	9	1	1	9	0	28	1	1
	Saltillo (Mexico)	2	1	4.30	13	0	0	0	0	14.2	12	7	7	0	0	2	0	21	1	0
2009	Midland	2	3	3.51	33	7	0	0	1	74.1	71	35	29	3	5	28	0	63	5	0
2010	Midland	0	0	6.23	3	0	0	0	0	4.1	6	3	3	1	0	3	0	1	2	0
2011	Arizona A's	0	1	8.53	5	5	0	0	0	6.1	6	6	6	0	0	4	0	8	0	0
2012	Stockton	0	1	5.28	12	0	0	0	0	15.1	26	13	9	1	1	5	0	25	3	0
	Midland	1	0	2.30	10	0	0	0	1	15.2	17	5	4	0	0	3	0	18	1	0
	Sacramento	3	0	1.77	22	0	0	0	0	35.2	26	9	7	4	2	15	0	31	5	0
Minor League Totals		6	5	3.35	105	12	0	0	4	180.0	177	83	67	10	9	67	0	174	17	1
Mexican League Totals		5	1	2.56	52	0	0	0	1	59.2	45	19	17	2	1	28	2	61	5	0

CAREER TRANSACTIONS

2006 — Signed by Saltillo of the Mexican League. **2007** — Had the rights to his contract purchased by the Oakland Athletics organization, November 21. **2008** — Sold to the Oakland Athletics organization, March 15. Loaned to Saltillo, June 16; returned to the Oakland organization, September 30.

INFIELDER**Height/Weight:** 6-0 / 180**Bats/Throws:** Switch / Right**Birthdate:** April 17, 1984**Opening Day Age:** 28**Birthplace/Resides:** Salem, Oregon / Buckeye, Arizona**Major League Service:** 4 years, 111 days**Obtained:** Acquired from Houston with Fernando Rodriguez for Chris Carter, Brad Peack and minor leaguer Max Stassi, February 4, 2013**Contract Status:** First year of a one-year contract through 2013.**CAREER HIGHLIGHTS**

The switch-hitting infielder owns a .250 career Major League average with 35 home runs and 159 RBI... his career splits are .292 (107-for-366) with 14 home runs against left-handed pitching, compared to his .230 (180-for-782) average with 21 homers against righties...made eight starts at shortstop for Boston in the 2008 postseason...hit safely in each of his three ALDS games, including a walk-off RBI single in the ninth inning of Game 4 to give the Sox a 3-2 win and clinch the series, 3-1...became just the fourth rookie ever to end a postseason series with a walk-off hit...had three RBI in his Major League debut April 15, 2008 at Cleveland, which was the most by a Boston player in his first big league game since Merrill Combs also had three on Sept. 12, 1947...named the 2007 Red Sox Minor League Offensive Player of the Year, hitting a combined .298 with 47 doubles, 13 homers and 70 RBI in 133 games between Double-A Portland and Triple-A Pawtucket...named both a Minor League All-Star and Double A All-Star by *Baseball America*...entered that season rated the No. 5 prospect in the Red Sox organization according to *Baseball America*...was number 2009 in 2006...was a New York-Penn League All-Star in his first season in 2005 and led the league with a .429 on-base percentage.

2012 HIGHLIGHTS

Set career highs in games (97), at-bats (340), runs (43), hits (83), home runs (16) and walks (43) in his first season with the Astros...led the club in walks...posted 16 home runs as the Astros shortstop, which ranked second on the club and third among all National League shortstops...also ranked second among NL shortstops with his .436 slugging percentage...his 16 home runs rank second in franchise history among shortstops in a single season, trailing only Dickie Thon's 20 homers in 1983...traditionally a stronger performer while batting right-handed, reversed that trend in 2012, posting a .265 (67-for-253) average while batting left-handed and a .184 (16-for-84) mark against lefties...played 93 games, including 90 starts at shortstop, posting a .980 fielding percentage at the position...had the best fielding percentage among NL shortstops with 90 or more games and ranked seventh in the Majors...finished his season by not committing an error in his final 31 games (116 total chances)...also began his season with a 23-game errorless streak before committing his first error May 9 against Miami...began the season on the disabled list and missed the first six games of the season with a sprained right thumb...activated April 13...sustained a sprained right ankle, which placed him on the DL for a second time from July 15 to Aug. 11...missed 52 team games in that stretch...tied his career high with a nine-game hitting streak from April 27 to May 6, during which he hit .469 with three home runs and nine RBI...hit home runs in three consecutive games from June 7-9, becoming the first Astros shortstop to do so since Andujar Cedeno from April 9-12, 1994...prior to Lowrie, the last Astro at any position to homer in three straight games was Lance Berkman (four games) from July 4-8, 2010...combined to play in six minor league games while on injury rehab assignments, including four playoff games...appeared in games for Double-A Corpus Christi and Single-A Lancaster during their playoff runs in September.

CAREER

2011—Had a career-high four triples in 88 games in a season that included a trip to the disabled list... saw action at all four infield positions with 49 games at shortstop, 33 at third base, four at first base and one at second base...hit .330 against left-handed pitching, the seventh-best mark in the American League among players with at least 115 plate appearances against lefties...hit an AL-best (min. 50 PA) .368 in April and led the Sox with a .574 slugging percentage, which was 10th-best in the AL during the month...placed on the 15-day DL with a left shoulder strain June 17...played in five rehab games with Triple-A Pawtucket, hitting .412 with four doubles and five RBI...activated from DL Aug. 8...hit .270

in 55 games before the trip to the DL and .221 after...began a 5-4-3 triple play in game two of a double-header Aug. 16 against Tampa Bay...it was just the second triple play turned by Boston since 1980 and the club's first since shortstop John Valentin's unassisted triple play July 8, 1994 against Seattle.

2010—Started the season on the disabled list with mononucleosis but hit a career-best .287 average with nine home runs in 55 games after joining the Red Sox in July...missed Boston's first 94 games while on the DL...activated July 21 and played in 55 of the club's last 68 tilts, including 45 starts...was placed on the 15-day DL March 26 and transferred to the 60-day DL April 14...made 24 starts at second base (28 total games) and 21 at shortstop (23), including 19 starts at short over the club's last 24 contests...also appeared in seven games at first base, his first action at the position at the Major League level, and one at third base...knocked nine home runs in just 171 at-bats, more than doubling his combined total of four homers over 328 previous ML at-bats from 2008-09...23 of his 49 hits went for extra bases...after his activation from the DL July 21, led AL middle infielders (min. 10 PA) in on-base percentage (.381), slugging (.526) and OPS (.907) and ranked in that group in extra-base hits (t-2nd, 23) and homers (t-3rd, 9)...posted a career-high, nine-game hitting streak from Aug. 4-21 (10-for-28, .357) and a career-high, 16-game on-base streak, July 26-Aug. 21 (.347, 17-for-49, 11 walks)...hit his first career walk-off home run to lead off the bottom of the 11th inning Aug. 21 off Toronto's Casey Janssen...reached base safely in 23 consecutive starts from Aug. 27-Sept. 29, including seven starts at second base and 16 at shortstop...notched his first career multi-homer games with two long balls in wins on both Sept. 14 at Seattle and Oct. 3 against New York (AL).

2009—Limited to 32 games with the Big League club due to two trips to the disabled list...made an Opening Day roster for the first time in his career...appeared at second base (2 games), third base (4 games) and shortstop (26 games) for the second straight season...made his first career Opening Day start April 7 against Tampa Bay, going 1-for-4...was placed on the 15-day DL April 12 with a left wrist sprain...underwent an ulnar styloid excision and arthroscopic ligament repair on that wrist April 21...reinstated from the DL July 8 and optioned to Short-Season Single-A Lowell...recalled by the Sox from Triple-A Pawtucket July 18 but appeared in only 14 games before returning to the DL Aug. 7 with ulnar neuritis in his left wrist...reinstated Sept. 8...belted his first career grand slam off Chris Perez on the final day of the regular season, Oct. 4 against Cleveland...combined to hit .202 with three homers and 11 RBI in 26 minor league games between Pawtucket, Portland and Lowell, including 18 rehab outings...played in all three of Boston's ALDS games against Los Angeles but made no starts.

2008—Saw his first Major League action, playing most of the year with the Red Sox...finished among American League rookie leaders in sacrifice flies (t-1st in Majors, 8), doubles (5th, 25), triples (t-6th, 3), walks (8th, 35) and extra-base hits (10th, 30)...collected 46 RBI, second most ever for a Red Sox rookie switch-hitter behind Reggie Smith's 61 in 1967...hit .338 right-handed...played with a non-displaced fracture in his left wrist for much of the season...appeared in 49 games at shortstop, 45 at third base and three at second base...became just the second switch-hitter ever to play at least 30 games at both shortstop and third base in his first Major League season, joining Carlos Baerga (1990)...set a ML record for rookie shortstops by handling 155 chances without an error...tallied 154 errorless chances to start his career before a miscue at third base in the second game of a doubleheader Aug. 26 at New York (AL)...was a non-roster invitee to Spring Training and accompanied the team to Japan before opening the year at Triple-A Pawtucket...selected to the ML roster when Mike Lowell went on the DL April 10...started at third base in his Big League debut April 15 at Cleveland...knocked a two-run single off Rafael Perez in the seventh inning for first hit...finished the game with three RBI, which was the most by a Red Sox in his first ML game since Merrill Combs also had three Sept. 12, 1947...hit safely in his first eight tilts with an at-bat, tallying a .357 clip through April 26...that matched the third longest by a Sox player to begin his Major League career since at least 1920 behind only nine-game runs by Ted Williams (April 20-May 4, 1939) and Shea Hillenbrand (April 2-12, 2001)...connected for his first Major League homer off Glen Perkins May 10 at Minnesota...optioned to Pawtucket May 11 and rejoined Boston July 12 after an injury to Julio Lugo...started 57 of the club's final 64 games...led all rookies with 21 doubles after All-Star break...knocked a game-winning solo homer in the 11th inning Aug. 24 at Toronto to give Boston a 6-5 victory...made eight starts at shortstop in the postseason and played in nine of Boston's 11 games overall...hit .207 with two RBI...was second on the club with a .364 average in the ALDS against Los Angeles...hit safely in each of his three ALDS games, including a walk-off RBI single in the ninth inning of Game 4 to give the Sox a 3-2 win and clinch the series, 3-1...lined a two-out pitch from Scot Shields into right field to score Jason Bay from second base...became just the fourth rookie

ever to end a postseason series with a walk-off hit...was 2-for-18 (.111) with a RBI in six ALCS games against the Rays.

2007—Named the Red Sox Minor League Offensive Player of the Year, hitting a combined .298 with 47 doubles, 13 homers, 70 RBI, 82 runs and an .896 OPS in 133 games between Double-A Portland and Triple-A Pawtucket...named both a Minor League All-Star and Double-A All-Star by *Baseball America*...combined to play 116 games at shortstop, nine at second base and two at third base...began the season with Portland...hit .333 with 11 doubles, 17 RBI and a .484 on-base percentage in that span, earning Red Sox Minor League Offensive Player of the Month honors...was one of four Sea Dogs selected to the Eastern League All-Star Game...placed fourth in the Eastern League with seven triples despite not finishing the year with Portland...earned a July 27 promotion to Pawtucket...named the Red Sox Minor League Defensive Player of the Month for August/September...played for the Mesa Solar Sox in the Arizona Fall League, hitting .163 with 14 RBI in 24 games...prior to the season, rated the No. 5 prospect in the Red Sox organization according to *Baseball America*

2006—Spent the entire year with Single-A Wilmington...tied for fourth in the Carolina League and ranked second on the team with six triples...finished third on the club with 50 RBI and 54 walks...played 88 games in the field, exclusively at shortstop...for the second straight year, won Boston Minor League Quality Plate Appearances Award for the month of August...hit .327 with nine doubles, two homers, three triples and 12 walks in the month...hit .231 (3-for-13) in three postseason games for the Blue Rocks...entered 2006 as the No. 9 prospect in the Red Sox system, according to *Baseball America*.

2005—In his first pro campaign, named a New York-Penn League All-Star with Short-Season Single-A Lowell...led the league with a .429 on-base percentage and tied for fifth with a .328 batting average...won the organization's Quality Plate Appearances Award in August, hitting .341 with 21 walks compared to 13 strikeouts in 25 games.

PERSONAL/MISCELLANEOUS

Jed Carlson Lowrie...graduated from North Salem HS in Oregon...went on to attend Stanford University where he earned First-Team All-American and All-Pac-10 honors from *Baseball America* in both 2004 and 2005...hit .338 with 47 doubles, 31 homers, 162 RBI and 143 runs scored in 179 games over three seasons while with the Cardinal...named a *Baseball America* Pre-season First-team All-American on three occasions...as a sophomore in 2004, captured Pac-10 Player of the Year honors after winning the conference Triple Crown with a .399 batting average, 17 home runs and 68 RBI...was a 2004 national semifinalist for the Dick Howser Trophy, presented annually to the nation's top collegiate player.

LIFETIME PLAYING RECORD

Year	Club	AVG.	G	AB	R	H	2B	3B	HR	RBI	SH	SF	HP	BB	SO	SB	CS	SLG	OBP	E
2005	Lowell	.328	53	201	36	66	12	0	4	32	2	1	2	34	30	7	5	.448	.429	10
2006	Wilmington	.262	97	374	43	98	21	6	3	50	0	8	2	54	65	2	2	.374	.352	25
2007	Portland	.297	93	337	61	100	31	7	8	49	3	2	1	65	58	5	3	.501	.410	13
	Pawtucket	.300	40	160	21	48	16	1	5	21	0	2	3	12	33	0	1	.506	.356	7
2008	Pawtucket	.268	53	198	35	53	14	2	5	32	0	5	0	31	43	1	0	.434	.359	7
	BOSTON	.258	81	260	34	67	25	3	2	46	2	8	1	35	68	1	0	.400	.339	2
2009	BOSTON	.147	32	68	5	10	2	0	2	11	0	2	0	6	20	0	0	.265	.211	1
	Pawtucket	.176	22	68	9	12	3	0	3	8	0	1	1	13	13	0	0	.353	.313	4
	Portland	.600	1	5	1	3	1	0	0	2	0	0	0	0	0	0	0	.800	.600	0
	Lowell	.182	3	11	2	2	2	0	0	1	0	0	0	2	1	0	0	.364	.308	1
2010	Lowell	.400	6	15	2	6	1	0	0	5	0	1	0	5	1	0	0	.467	.524	0
	Pawtucket	.333	4	15	3	5	3	0	1	4	0	1	0	1	4	1	0	.733	.353	0
	BOSTON	.287	55	171	31	49	14	0	9	24	0	0	1	25	25	1	1	.526	.381	5
2011	BOSTON	.252	88	309	40	78	14	4	6	36	1	6	2	23	60	1	1	.382	.303	15
	Pawtucket	.412	5	17	2	7	4	0	0	5	0	0	0	2	1	0	0	.647	.474	0
2012	Oklahoma City	.500	2	6	1	3	0	0	0	3	0	1	0	1	1	0	0	.500	.500	0
	HOUSTON	.244	97	340	43	83	18	0	16	42	0	2	2	43	65	2	0	.438	.331	8
AL Totals		.252	256	808	110	204	55	7	19	117	3	16	4	89	173	3	2	.408	.324	67
NL Totals		.244	97	340	43	83	18	0	16	42	0	2	2	43	65	2	0	.438	.331	8
ML Totals		.250	353	1148	153	287	73	7	35	159	3	18	6	132	238	5	2	.417	.326	75

CAREER TRANSACTIONS

2005 — Selected by the Boston Red Sox organization as a supplemental pick following the 1st round (45th selection overall) in First-Year Player Draft. **2009** — On the disabled list, April 12 to July 7; included rehabilitation assignments to Pawtucket, June 21 to July 5, and Portland, July 6 to 7. On the disabled list, August 7 to September 7; included rehabilitation assignment to Pawtucket, August 24 to September 7. **2010** — On the disabled list, March 26 to July 20; included rehabilitation assignments to Lowell, July 5 to 14, and Pawtucket, July 15 to 20. **2011** — On the disabled list, June 17 to August 7; included rehabilitation assignment to Pawtucket, August 1 to 7. Traded to the Houston Astros with pitcher Kyle Weiland for pitcher Mark Melancon, December 14. **2012** — On the disabled list, March 29 to April 12; included rehabilitation assignment to Oklahoma City, April 10 to 11. On the disabled list, July 15 to September 10; included rehabilitation assignments to Corpus Christi, September 7, and Lancaster, September 8 to 10. **2013** — Traded to the Oakland Athletics with pitcher Fernando Rodriguez for pitcher Brad Peacock, first baseman Chris Carter and minor league catcher Max Stassi, February 4.

DIVISION SERIES RECORD

Year	Club/Opp.	AVG.	G	AB	R	H	2B	3B	HR	RBI	SH	SF	HP	BB	SO	SB	CS	SLG	OBP	E
2008	BOS vs. LAA	.364	3	11	2	4	0	0	0	1	0	0	1	1	3	0	0	.364	.462	1
2009	BOS vs. LAA	.000	3	2	0	0	0	0	0	0	0	0	0	0	1	0	0	.000	.000	0
Totals		.308	6	13	2	4	0	0	0	1	0	0	1	1	4	0	0	.308	.400	1

LEAGUE CHAMPIONSHIP SERIES RECORD

Year	Club/Opp.	AVG.	G	AB	R	H	2B	3B	HR	RBI	SH	SF	HP	BB	SO	SB	CS	SLG	OBP	E
2009	BOS vs. TB	.111	6	18	2	2	1	0	0	1	0	1	0	4	4	0	0	.167	.261	0

VS. THE AMERICAN LEAGUE

2012					CAREER					
AVG.	AB	H	HR	RBI	vs. TEAM	AVG.	AB	H	HR	RBI
—	0	0	0	0	Baltimore	.210	81	17	3	16
—	0	0	0	0	Boston	—	0	0	0	0
.222	9	2	0	0	Cleveland	.161	56	9	1	9
.308	13	4	2	4	Chicago	.232	69	16	2	11
—	0	0	0	0	Detroit	.292	24	7	0	1
.167	6	1	0	1	Kansas City	.300	30	9	0	6
—	0	0	0	0	Los Angeles	.264	72	19	0	5
—	0	0	0	0	Minnesota	.280	25	7	1	4
—	0	0	0	0	New York	.330	88	29	3	10
—	0	0	0	0	Oakland	.241	58	14	1	13
—	0	0	0	0	Seattle	.228	57	13	3	8
—	0	0	0	0	Tampa Bay	.151	86	13	0	6
.238	21	5	2	4	Texas	.322	90	29	3	14
—	0	0	0	0	Toronto	.268	112	30	6	21

VS. THE NATIONAL LEAGUE

2012					CAREER					
AVG.	AB	H	HR	RBI	vs. TEAM	AVG.	AB	H	HR	RBI
—	0	0	0	0	Atlanta	—	0	0	0	0
.156	32	5	1	1	Chicago	.220	41	9	1	3
.471	17	8	2	5	Cincinnati	.471	17	8	2	5
.222	9	2	0	0	Cleveland	.161	56	9	1	9
.400	15	6	1	2	Colorado	.400	15	6	1	2
.167	6	1	0	1	Kansas City	.300	30	9	0	6
.174	23	4	0	1	Los Angeles	.174	23	4	0	1
.167	24	4	0	1	Miami	.167	24	4	0	1
.250	40	10	3	7	Milwaukee	.250	40	10	3	7
.600	10	6	1	3	New York	.600	10	6	1	3
.231	13	3	0	2	Philadelphia	.231	13	3	0	2
.219	32	7	1	5	Pittsburgh	.219	32	7	1	5
.188	16	3	1	2	San Diego	.188	16	3	1	2
.067	15	1	0	0	San Francisco	.067	15	1	0	0
.256	43	11	2	4	St. Louis	.256	43	11	2	4
.273	11	3	0	0	Washington	.273	11	3	0	0

MONTHLY BREAKDOWN

2012					CAREER					
AVG.	AB	H	HR	RBI	by MONTH	AVG.	AB	H	HR	RBI
.297	64	19	2	7	April	.304	181	55	5	24
.275	102	28	6	14	May	.268	205	55	7	25
.218	87	19	6	12	June	.187	123	23	6	16
.188	32	6	0	3	July	.209	115	24	1	15
—	0	0	0	0	August	.280	243	68	6	38
.234	47	11	2	6	September	.220	259	57	7	34
.000	8	0	0	0	October	.227	22	5	3	7

BATTING BREAKDOWN

2012					CAREER					
AVG.	AB	H	HR	RBI	by CATEGORY	AVG.	AB	H	HR	RBI
.262	164	43	9	24	Home	.267	562	150	16	92
.227	176	40	7	18	Road	.234	586	137	19	67
.227	97	22	5	11	Day	.244	324	79	14	46
.251	243	61	11	31	Night	.252	824	208	21	113
.254	280	71	14	36	Pre-ASG	.255	541	138	18	68
.200	60	12	2	6	Post-ASG	.245	607	149	17	91
.184	87	16	3	13	vs. LHP	.292	366	107	14	71
.265	253	67	13	29	vs. RHP	.230	782	180	21	88
.193	88	17	2	21	RISP	.237	304	72	5	111
.000	6	0	0	0	Bases Loaded	.225	40	9	1	31
.400	5	2	0	2	Pinch Hitter	.273	22	6	0	3
—	0	0	0	0	Designated Hitter	.000	7	0	0	0

BALLPARK BREAKDOWN

	AVG.	AB	H	HR	RBI
Angel Stadium	.257	35	9	0	3
AT&T Park	.067	15	1	0	0
Busch Stadium	.250	8	2	0	0
Camden Yards	.217	46	10	2	5
Citizens Bank Park	.000	4	0	0	0
Comerica Park	.300	10	3	0	1
Coors Field	.400	15	6	1	2
Dodger Stadium	.182	11	2	0	1
Fenway Park	.269	398	107	7	68
Great American	.455	11	5	1	3
Kauffman Stadium	.333	24	8	0	5
Marlins Park	.250	12	3	0	1
Metrodome	.750	4	3	1	1
Miller Park	.261	23	6	2	3
Minute Maid Park	.262	164	43	9	24
Nationals Park	.273	11	3	0	0
O.co Coliseum	.222	18	4	1	3
Original Yankee Stadium	.250	12	3	0	0
PNC Park	.192	26	5	0	2
Progressive Field	.111	18	2	0	4
Rangers Ballpark	.260	50	13	2	4
Rogers Centre	.173	52	9	3	6
Safeco Field	.270	37	10	3	8
Target Field	.143	7	1	0	0
Tropicana Field	.122	41	5	0	3
U.S. Cellular Field	.275	40	11	2	7
Wrigley Field	.059	17	1	0	0
Yankee Stadium	.308	39	12	1	5

FIELDING STATISTICS

First Base

YEAR	PCT.	G	PO	A	E	TC	DP
2010	.923	7	10	2	1	13	2
2011	1.000	4	12	0	0	12	0
Totals	.960	11	22	2	1	25	2

Second Base

YEAR	PCT.	G	PO	A	E	TC	DP
2008	1.000	3	2	4	0	6	0
2009	—	2	0	0	0	0	0
2010	.976	28	44	77	3	124	14
2011	1.000	1	0	2	0	2	0
Totals	.977	34	46	83	3	132	14

Third Base

YEAR	PCT.	G	PO	A	E	TC	DP
2008	.974	45	16	59	2	77	8
2009	1.000	4	1	4	0	5	0
2010	1.000	1	0	1	0	1	0
2011	.948	33	28	64	5	97	5
Totals	.961	83	45	128	7	180	13

Shortstop

YEAR	PCT.	G	PO	A	E	TC	DP
2008	1.000	49	46	109	0	155	21
2009	.987	26	22	52	1	75	16
2010	.986	23	26	46	1	73	17
2011	.945	49	59	112	10	181	22
2012	.980	93	102	284	8	394	48
Totals	.977	240	255	603	20	878	124

LOWRIE'S CAREER BESTS

Hits: 4 (twice), April 18, 2011 vs. Toronto; September 24, 2010 at New York (AL)

Home Runs: 2 (twice), October 3, 2010 vs. New York (AL); September 14, 2010 at Seattle

Runs Batted In: 4 (three times), last: September 9, 2011 vs. Baltimore

Stolen Bases: 1 (five times), last: May 21, 2012 vs. Chicago (NL)

Hitting Streak: 9 (twice), last: April 27 to May 6, 2012

Hitless Streak (At Bats): 18 (twice), last: April 7 to July 18, 2009

Grand Slams: 1, October 4, 2009 vs. Cleveland (Chris Perez)

Pinch-Hit Home Runs: None

Inside-The-Park Home Runs: None.

Game Ending Home Runs: 1, August 21, 2010 vs. Toronto (Casey Janssen)

Lead Off Home Runs: None



INFIELDER

Height/Weight: 6-1 / 187

Birthdate: June 21, 1991

Birthplace/Resides: La Romana, Dominican Republic / La Romana, Dominican Republic

Major League Service: None

Obtained: Acquired from the New York Mets for Collin Cowgill, December 18, 2012

Contract Status: First year of a one-year contract through 2013.

NON-ROSTER INVITEE

CAREER HIGHLIGHTS

Is a .254 (486-for-1913) career hitter in 509 minor league games over five professional seasons, all in the New York Mets organization...was named to the Eastern League Midseason All-Star team in his Double-A debut with Binghamton in 2012...played for the World team in the All-Star Futures Game in 2011...also played for Peoria in the Arizona Fall League that year...was the Mets' Sterling Award winner for their Gulf Coast Rookie League affiliate in 2008.

2012 HIGHLIGHTS

Made his Double-A debut with Binghamton and hit .251 in 129 games...had career-highs in runs (61), home runs (9), RBI (58) and walks (43)...led Binghamton in RBI, was second in games, at bats (462) and runs and tied for second in home runs...was named to the Eastern League Midseason All-Star team...batted .336 (42-for-125) against left-handed pitching compared to .220 (74-for-337) against right-handers...hit six home runs in 125 at bats against lefties (one per 20.8 at bats) and three in 337 at bats against righties (one per 112.3 at bats)...had a .560 slugging percentage against lefties compared to .294 against righties...hit .280 at home compared to .222 on the road...had a .314 batting average with runners in scoring position...hit .216 when leading off an inning...was 8-for-17 (.471) with four walks with the bases loaded...batted .358 with no home runs in 19 games in April, hit .249 with eight home runs in 80 games from May 1 to July 31 and then batted .188 with one home run over his final 30 games...committed 15 errors in 107 games at third base for a career-best .939 fielding percentage...also appeared in five games at first base, batted .208 in 14 games as the designated hitter and was 3-for-3 with a double and two RBI as a pinch hitter...hit in every spot in the order except first, second and eighth...hit .295 in 38 games batting fourth but had a .191 average in 29 games from the three spot...played for Toros del Este in the Dominican Winter League following the season and hit .267 with a home run and five RBI in eight games.

BINGHAMTON: Went 0-for-2 in the opener April 5 against Akron...then had a season-high 10-game hitting streak from April 6 to 21 (15-for-35, .429)...went 0-for-4 April 22 but then hit safely in each of his next eight games (10-for-31, .323)...hit safely in 18 of his first 20 games through May 1 for a .347 batting average...had his first of four three-hit games April 9 against Erie...collected a season-high two doubles April 20 against Portland...hit his first home run of the season May 13 at New Hampshire, snapping a season-opening 29-game homerless streak...had a seven-game hitting streak from May 16 to 22 (10-for-26, .385) to lift his batting average to .321...then went 30-for-149 (.201) over a 42-game stretch from May 24 to July 8...had 10 RBI over a four-game span from June 5 to 8, including four-RBI games June 5 at Harrisburg and June 8 at Trenton...had a 29-game errorless streak as a third baseman from June 16 to Aug. 1...had a pinch hit sacrifice fly in the fifth inning for the East All-Stars in the Eastern League All-Star Game July 11 at Reading to give his club a 4-3 lead...remained in the game at third base and added a single and stolen base in the eighth inning...matched his season-high with three hits July 12 against Erie and July 31 against Harrisburg...homered Aug. 8 against New Britain, his only home run over his final 45 games...equaled his season-high with three runs scored Aug. 23 at Portland.

CAREER

2011—Batted .248 with seven home runs and 55 RBI in 131 games with Single-A St. Lucie...had career highs in games, hits (120), doubles (22) and stolen bases (14)...was caught stealing just twice for a stolen base percentage of 87.5...finished second on his team in games, at bats (483), doubles, RBI and

walks (41)...hit .253 against left-handed pitching compared to .246 against right-handers...had a .283 batting average, five home runs and 32 RBI in 68 games in the first half...then hit .210 with two home runs and 23 RBI in 63 games the second half...batted .302 in the eighth inning or later...hit .156 with runners in scoring position and two outs...led Florida State League third baseman with 28 errors (.902 fielding percentage)...appeared exclusively at third base on defense (122)...also batted .278 in nine games at designated hitter...had a .273 batting average in 88 games from the four spot in the order...also hit fifth (26 games), third (16) and second (1)...got off to a strong start, batting .321 with four home runs and 16 RBI in the month of April...that included a season-best seven-game hitting streak from April 15 to 22 (10-for-27, .370)...had his only two homer game of the season April 21 at Charlotte...also drove in a season-high three runs in that contest...had his first of two two-steal games April 29 against Bradenton (also June 7 at Palm Beach)...hit his fifth home run of the season May 1 but would homer just twice over his final 107 games...including an 86-game homerless streak from May 2 to Aug. 10...had a season-high three hits May 17 against Brevard and May 23 at Daytona...that put his batting average to .297 but he went 11-for-59 (.186) with no extra base hits and one RBI over his next 16 games...batted .367 over a 14-game stretch from June 11 to 28...played in the All-Star Futures Game for the World Team July 10 at Arizona and went 0-for-1...matched his season-high with a seven-game hitting streak from July 14 to 20 (10-for-28, .357)...went 4-for-53 (.075) over a 14-game stretch from July 21 to Aug. 4...finished July with a .184 average...went 6-for-23 (.261) with a double, home run and two RBI in six postseason games for St. Lucie...played for Peoria in the Arizona Fall League following the season...hit .333 with four home runs and 18 RBI in 22 games...added 12 walks for a .436 on-base percentage, which ranked sixth in the AFL.

2010—Spent the entire season at Single-A Savannah but appeared in just 82 games due to two stints on the disabled list...hit .264 with six home runs and 44 RBI...his average included a .268 mark and five home runs against right-handed pitching compared to .253 against left-handers...hit five of his six home runs on the road...batted .189 in April, .248 in May, .237 in June and .354 in July...committed 25 errors in 80 games at third base for a .892 fielding percentage...also went 3-for-9 (.333) in two games as the designated hitter...hit in every spot in the order from third through sixth...batted .282 in 47 games hitting clean-up...began the season on the disabled list with a strained left hamstring...was reinstated April 21 and went 1-for-19 (.053) over his first five games...then compiled a season-best eight-game hitting streak from April 26 to May 4 (11-for-30, .367)...capped the streak by scoring three runs May 4 at Delmarva but also committed three errors...went 12-for-70 (.171) over a 17-game stretch from May 5 to 23...then had his first of eight three-hit games May 24 against Kannapolis...matched his season high with an eight-game hitting streak from May 26 to June 2 (13-for-32, .406)...had season highs in runs (3), hits (3) and doubles (2) June 14 against Rome...had a third eight-game hitting streak from July 5 to 12 (15-for-32, .468)...went 3-for-5 with three runs, a triple, two home runs and four RBI July 10 at Asheville...had back-to-back three-hit games July 17 and 18 against Greenville...was placed on the disabled list Aug. 4 with a strained left hamstring and missed the remainder of the season.

2009—Spent his first full season with Single-A Savannah and batted .233 with six home runs and 41 RBI in 123 games...had career highs in at bats (485), triples (6), hit by pitches (8) and strikeouts (117)...batted .243 with all six of his home runs against right-handed pitching compared to .202 against left-handers...hit five of his six home runs on the road...batted .337 in the first inning...committed 49 errors in 119 games at third base for a .856 fielding percentage...led South Atlantic League third basemen in errors...also appeared in one game at shortstop and went 1-for-7 (.143) in two games as the designated hitter...hit in every spot in the order except fourth and eighth...saw his most action with 64 games batting second...had his first of seven three-hit games April 11 against Augusta...finished April with a .267 batting average but then hit .153 in May...went 3-for-48 (.063) over a 14-game stretch from May 11 to 25...had his lone two-homer game of the season May 29 at Asheville...hit .282 in June, which was his best single-month average in 2009...had a season-best eight-game hitting streak from July 8 to 16 (12-for-31, .387).

2008—Made his professional debut with the Mets affiliate in the Gulf Coast Rookie League, batting .325 with four home runs and 24 RBI in 44 games...was the Mets Sterling Award winner for their GCL club...ranked second in the GCL in slugging (.532), fourth in extra base hits (21), tied for fifth in doubles (14) and sixth in batting...hit .338 against right-handed pitching, .250 against left-handers...appeared in 40 games on defense, all at third base.

PERSONAL/MISCELLANEOUS

Jefry Leonal Marte was originally signed by New York Mets scouts Sandy Johnson, Ismael Cruz, Juan Mercado and Marciano Alvarez.

LIFETIME PLAYING RECORD


Year	Club	AVG.	G	AB	R	H	2B	3B	HR	RBI	SH	SF	HP	BB	SO	SB	CS	SLG	OBP	E
2008	GCL Mets	.325	44	154	29	50	14	3	4	24	1	2	7	13	30	2	0	.532	.398	19
2009	Savannah	.233	123	485	58	113	21	6	6	41	2	6	8	25	117	5	5	.338	.279	49
2010	Savannah	.264	82	329	40	87	19	4	6	44	0	2	5	30	65	4	5	.401	.333	25
2011	St. Lucie	.248	131	483	56	120	22	2	7	55	0	6	7	41	86	14	2	.346	.313	28
2012	Binghamton	.251	129	462	61	116	20	3	9	58	0	2	6	43	76	9	5	.366	.322	16
Minor League Totals		.254	509	1913	244	486	96	18	32	222	3	18	33	152	374	34	17	.373	.317	137

CAREER TRANSACTIONS

2007 — Signed by the New York Mets organization as a non-drafted free agent, July 2. **2012** — Traded to the Oakland Athletics for outfielder Collin Cowgill, December 18.

OAKLAND ATHLETICS DAY/NIGHT DOUBLEHEADERS

Date	Opponent	Site	Day Game	Night Game
August 10, 1971	Boston	Fenway Park	W, 6-5	W, 7-5
July 22, 1972	Boston	Fenway Park	W, 5-3	L, 0-3
July 17, 2000	Colorado	Coors Field	W, 11-10	L, 9-10 (10 inn.)
September 20, 2000	Baltimore	Camden Yards	L, 0-2	W, 4-0
August 27, 2011	Boston	Fenway Park	L, 3-9	L, 0-4

**LEFT-HANDED PITCHER****Height/Weight:** 6-0 / 205**Bats/Throws:** Left / Left**Birthdate:** February 16, 1987**Opening Day Age:** 26**Birthplace/Resides:** Saugus, California / Agua Dulce, California**Major League Service:** 1 year, 26 days**Obtained:** Acquired from the Washington Nationals with pitcher Brad Peacock, catcher Derek Norris and minor league pitcher A.J. Cole for pitcher Gio Gonzalez and minor league pitcher Rob Gilliam, December 23, 2011.**Contract Status:** First year of a one-year contract through 2013.**CAREER HIGHLIGHTS**

Was acquired by the A's from Washington in the Gio Gonzalez trade following the 2011 season and set an Oakland rookie record with 13 wins in 2012, a mark he shared with teammate Jarrod Parker...made his Major League debut with the Nationals in 2011 after going 37-22 with a 3.05 ERA (175 er in 516.2 ip) in 91 games, 86 starts, over four seasons in the minors...struck out 465 batters and walked just 84 for a strikeout-to-walk ratio of 5.54...homered on the first pitch of his first ML at bat Sept. 3, 2011 against New York (NL)...named to the *Baseball America* Triple-A All-Star Team following the 2011 season after going 12-6 with a 3.22 ERA in 24 starts for Syracuse...was rated as the A's 10th-best prospect by *Baseball America* following the trade...was named the Nationals' Minor League Pitcher of the Year after going 12-5 with a 2.85 ERA in 27 starts with Double-A Harrisburg in 2010...led the Eastern League in strikeouts (155) that year...led the Carolina League with 12 wins in 2009.

2012 HIGHLIGHTS

Was one of four players acquired from Washington in the Gio Gonzalez trade during the offseason and went 13-10 with a 3.74 ERA in a team-leading 31 starts...also led the A's in innings pitched (190.0), had the only complete game and tied for the team-lead in wins...fellow rookie Jarrod Parker also won 13 games, both setting an Oakland record for wins by a rookie...the previous mark of 12 was held by Chris Codioli (1983) and Joe Blanton (2005)...had the most wins by an Athletics rookie since Harry Byrd won 15 games for the 1952 Philadelphia A's en route to Rookie of the Year honors...the A's became the first team since the 1952 Brooklyn Dodgers to have two rookies win 13 or more games (Joe Black 15, Billy Loes 13)...it was the second time in Oakland history the A's had two rookie 10-game winners...the other time was in 2009 (Anderson 11, Cahill 10)...with Parker making 29 starts, this was the third time in Oakland history the A's had two rookies with 20 or more starts (Keough and Johnson in 1978; Anderson and Cahill in 2009)...struck out 137, which was the fourth best rookie total in Oakland history and the sixth best in Athletics history...also tied for the fifth most games started by an Oakland rookie (31) and was sixth in innings pitched (190.0)...surrendered 24 home runs, which tied for second most...tied for the lead among Major League rookies in complete games...tied for second among American League rookies in wins and games started, ranked third in innings pitched and was fifth in strikeouts...his ERA ranked third among AL rookies with 130 or more innings...walked just 36 batters in 190.0 innings, an average of 1.71 per nine innings...that was the second lowest mark in the AL and sixth lowest in the majors...it was the fifth lowest mark in Oakland history...had a strikeout to walk ratio of 3.81, which ranked seventh in the AL...it was the fourth best mark in Athletics history...tied for third in the AL with six pickoffs...opponents were 8-for-18 (44.4%) in stolen base attempts, which was the second lowest mark in the AL...allowed a team-leading 207 hits, which were ninth most in the AL...his 31 games started were the fewest by an A's team leader since Steve Karsay led Oakland with 24 starts in 1997...went 7-4 with a 2.74 ERA and .240 opponents batting average in 15 starts at home compared to 6-6 with a 4.83 ERA and .316 opponents batting average in 16 starts on the road...had the eighth lowest home ERA in the AL and the ninth highest road ERA...allowed 18 of his 24 home runs on the road, which was fourth most in the AL...received just 12 runs of support in his 10 losses (58.1 ip, 1.85 RSA)...received no run support six times and one run four times...had two wins where he received just one run of support...his opponents batting average included a .263 (51-for-194) mark against left-handed hitters

**ATHLETICS BEST
STRIKEOUT-TO-WALK
RATIO, SEASON**

4.92	Brandon McCarthy, 2011
3.91	Dan Haren, 2006
3.84	Rube Waddell, 1904
3.81	Tommy Milone, 2012
3.58	Chief Bender, 1909

compared to .283 (156-for-551) against right-handers...walked 15 of the 214 lefties he faced (one per 14.2 plate appearances) compared to 21 of the 577 right-handers (one per 27.5 plate appearances...his lowest ERA in a month was 3.55 in July, his highest was 3.96 in August...was 6-1 with a 1.96 ERA in nine starts against AL Central teams, 7-9 with a 4.56 ERA in 22 starts against everyone else...was 10-5 with a 3.14 ERA and .257 opponents batting average in 21 starts at night, 3-5 with a 5.12 ERA and .322 opponents batting average in 10 starts during the day...ranked eighth in the AL in night ERA and tied for 10th in wins...issued 12 of his 36 walks in the first inning of a game...allowed a .319 batting average to hitters leading off an inning...yielded 10 of his 24 home run in that situation...opponents are batting .327 (68-for-208) against him to lead off an inning in his career...yielded a .462 (6-for-13) batting average and two home runs with the bases loaded...the two grand slams tied for second most in the AL and the batting average was fourth highest...the A's were 20-11 (.645) in his starting assignments and his teams are 25-11 (.694) in his career...tossed at least six innings in 21 of his 31 starts, allowed two runs or fewer 18 times and walked two batters or fewer 27 times...including nine games with no walks and 14 with one.

OAKLAND: Was one of three inactive players for the season opener in Japan...made his Oakland debut in the fifth game of the season, combining with Grant Balfour on a three-hit, 1-0 shutout against Kansas City (8.0 ip, 3 h, 3 bb)...became just the second pitcher in Oakland history to toss eight or more shutout innings in his Oakland debut (Mike Norris, complete game shutout, April 10, 1975 against Chicago)...did not strike out a batter to become the third pitcher in Oakland history to toss at least 8.0 shutout innings with no strikeouts (Matt Keough, July 27, 1980 against Detroit; Catfish Hunter, May 25, 1973 against Detroit)...combined with Balfour on a four-hit, 2-0 shutout against Chicago April 24 (8.0 ip, 3 h, 5 so)...according to the Elias Sports Bureau, he is just the second A's rookie over the last 75 years to have two wins while pitching at least eight scoreless innings and allowing three or fewer hits in a season (Vida Blue, 1970)...that improved his record to 3-1 with a 2.00 ERA over his first four starts...then went 3-4 with a 5.74 ERA over his next nine starts from April 30 to June 13...won back-to-back starts May 6 at Tampa Bay and May 11 at Detroit, one of five times he had a two-game winning streak (April 19-24, June 20-25, Aug. 22-28, Sept. 9-14)...never won more than two in a row...defeated Los Angeles May 21 to become the first pitcher in Oakland history to win each of his first four starts at the Coliseum...went 1 for 3 with a run scored and two RBI at Arizona June 8...is the third A's pitcher since interleague play began in 1997 with two RBI in a game (Dan Haren, June 10, 2005 at Atlanta; Joe Kennedy, June 12, 2007 at Houston)...allowed a career-high tying eight runs June 13 at Colorado (also April 30 at Boston) and walked a career-high tying four batters (also May 6 at Tampa Bay)...then walked one batter or fewer in each of his next 14 starts through Sept. 9...walked just eight batters in 88.0 innings (0.82 per nine innings) during the streak, which tied for the longest such streak in Oakland history...shares the mark with Gil Heredia (May 29-Aug. 11, 1999)...went 3-1 with a 1.10 ERA over a six-start stretch from June 20 to July 20...began that streak by tossing a complete game three-hitter in a 4-1 win over Los Angeles (NL) June 20 (1 bb, 2 so)...it was the first complete game by an A's rookie in the Coliseum since Barry Zito did it against Tampa Bay Sept. 10, 2000...had a career-high 15.0-inning scoreless streak from June 20 to 30...struck out a career-high 10 batters July 20 against New York (AL) matching the most ever by an Oakland pitcher against the Yankees (fourth time, last: Bobby Witt, July 2, 1993)...did not walk a batter or allow a run, the 10th time in Oakland history a pitcher had at least 10 strikeouts with no runs or walks...had a career-high three-game losing streak over a three-start stretch from July 26 to Aug. 5 (7.58 ERA)...had 11 days rest between his starts of Aug. 5 and 17 as the A's had off days Aug. 9 and 13...

OAKLAND A'S ROOKIE BESTS

MOST WINS

Tommy Milone, 2012	13
Jarrod Parker, 2012	13
Joe Blanton, 2005	12
Chris Codioli, 1983	12
Brett Anderson, 2009	11
Tim Hudson, 1999	11
John Johnson, 1978	11
Steve McCatty, 1979	11
Trevor Cahill, 2009	10
Tim Lirtsas, 1985	10

MOST STARTS

Joe Blanton, 2005	33
Trevor Cahill, 2009	32
Greg Smith, 2008	32
Matt Keough, 1978	32
Tommy Milone, 2012	31
Chris Codioli, 1983	31
Rick Langford, 1977	31
Brett Anderson, 2009	30
John Johnson, 1978	30
Jarrod Parker, 2012	29

MOST INNINGS

Rick Langford, 1977	208.1
Chris Codioli, 1983	205.2
Joe Blanton, 2005	201.1
Matt Keough, 1978	197.1
Greg Smith, 2008	190.1
Tommy Milone, 2012	190.0
John Johnson, 1978	186.0
Steve McCatty, 1979	185.2
Jarrod Parker, 2012	181.1
Trevor Cahill, 2009	178.2

allowed a career-high tying 10 hits (also July 14 at Minnesota) in a career-low 3.0 innings Sept. 3 against Los Angeles (AL)...matched his career-high with 10 strikeouts in 6.0 innings Sept. 9 at Seattle...it was his second 10-strikeout game and he has not walked a batter in either outing...finished the season by going 2-0 with a 2.60 ERA, despite a .339 opponents batting average, over his final five starts...won his 13th game of the season Sept. 14 against Baltimore to set an Oakland rookie record for wins...that was matched by Parker Oct. 1...made one start against the Tigers in the ALDS...had a no decision in the A's 5-4 loss in Game 2 at Detroit...allowed just one run on five hits in 6.0 innings.

CAREER

2011—Spent the entire season at Triple-A Syracuse before being called up by Washington in September to make his Major League debut...went 1-0 with a 3.81 ERA in five starts for the Nationals...walked just four batters in 26.0 innings (1.38 per nine innings)...allowed a .283 opponents batting average, which included a .281 mark against right-handed hitters compared to .300 against left-handers...held the opposition to a .208 average with runners in scoring position...yielded a .385 batting average and .429 on-base percentage to batters leading off an inning...opponents hit .175 the first time through the lineup, .293 the second time through and .500 after that...the Nationals won all five of his starting assignments...was selected from Syracuse Sept. 3 and made his Major League debut with a start that day against New York (NL)...allowed four runs on six hits in 4.1 innings (0 bb, 2 so) and had a no decision in the Nationals 8-7 win...fanned Angel Pagan with one out in the second inning for his first strikeout...hit a three-run home run off Dillon Gee on the first pitch of his first big league at bat in the second inning...earned his first ML win in his third start Sept. 15 at New York (NL), a 10-1 victory (5.2 ip, 3 h, 1 r, 1 er, 3 bb, 4 so)...was rated as the A's 10th-best prospect by *Baseball America* following the trade...was 12-6 with a 3.22 ERA in 24 starts in his Triple-A debut with Syracuse...named to the *Baseball America* Triple-A All-Star team...ranked second in the International League in strikeouts (155), tied for third in wins and was sixth in ERA...averaged 0.97 walks per nine innings, which was the lowest among IL starters...also ranked second in strikeouts per nine innings (9.40) and fourth in opponents batting average (.241)...walked just 16 for a strikeout-to-walk ratio of 9.69...led the Chiefs in wins, innings pitched (148.1) and strikeouts and tied for the team lead in games started...was 4-5 with a 3.81 ERA over his first 12 starts through June 17...then went 8-1 with a 2.60 ERA over his final 12 starts...his opponents batting average included a .230 mark against left-handed hitters compared to .244 against right-handers...allowed a .216 average to batters leading off an inning...opponents hit .209 with runners in scoring position and two outs...allowed just three first inning runs for a 0.75 ERA...was 9-for-26 (.346) with a double and three RBI as a hitter...that included 0 for 2 with two sacrifices in four pinch hitting appearances...Syracuse was 16-8 (.667) in his starting assignments...walked one batter or fewer in 20 of his 24 starts...combined on a six-hit shutout in his Triple-A debut, a 2-0 win at Lehigh Valley April 10...tossed seven innings and allowed five of the hits without walking a batter...lost each of his next three starts...struck out a season-high 11 May 5 at Durham...allowed just one run in 7.0 innings but had a no decision in a 4-3 loss as the bullpen allowed two runs in the eighth and one in the ninth...walked just two batters over a 10-start stretch from May 10 to July 2 (67.1 ip)...went 2-0 with a 2.54 ERA in four starts in May...tossed a season-high 8.0 shutout innings in an 11-2 win at Rochester June 27...allowed just one run in 6.1 innings in his next start at Buffalo July 2...earned IL Pitcher of the Week honors for the week of June 27 to July 3 (1-0, 0.63 ERA, 14.1 ip, 8 h, 1 r, 1 er, 0 bb, 12 so)...was named to the IL Midseason All-Star team...pitched a scoreless sixth inning against the Pacific Coast League All-Stars in the Triple-A All-Star Game July 13 at Salt Lake (1 h, 1 so)...allowed one run in 7.1 innings and went 3 for 3 at the plate in an 8-4 win over Lehigh Valley July 17...yielded five runs in a season-low 2.1 innings July 28 against Colorado Springs...was placed on the disabled list the next day with a strained left quadriceps...was reinstated from the DL Aug. 8 and went 4-0 with a 1.72 ERA in August...struck out 10 batters in 6.2 innings against Gwinnett Aug. 19...was rated as having the Best Control and Best Changeup among Nationals prospects in *Baseball America's* Best Tools survey following the season.

2010—Went 12-5 with a 2.85 ERA in 27 starts with Double-A Harrisburg to earn Nationals' Minor League Pitcher of the Year honors...led the Eastern League in strikeouts (155), ranked second in ERA, tied for second in wins and fifth in innings pitched (158.0)...led EL starters with an average of 8.83 strikeouts per nine innings and 1.31 walks per nine innings...had a strikeout to walk ratio of 6.74...led the Senators in wins, starts, innings and strikeouts...allowed a .261 opponents batting average, which included a .237 mark against right-handed hitters compared to .322 against left-handers...opponents hit .188 with runners in scoring position and two outs...Harrisburg was 19-8 (.704) in his starting assignments...walked one batter or fewer in 22 of his 27 starts...was named to the Eastern League Midseason

OAKLAND A'S FEWEST WALKS PER NINE INNINGS, SEASON

- 1.30 Catfish Hunter, 1974
- 1.32 Brandon McCarthy, 2011
- 1.53 Gil Heredia, 1999
- 1.57 Joe Blanton, 2007
- 1.71 Tommy Milone, 2012

All-Star Team...tossed 6.0 shutout innings and allowed just one hit in his first start at Altoona April 10 but had a no decision in a 1-0, 10-inning loss...did not walk a batter in four consecutive starts from May 1 to 16 (23.2 ip)...tossed his first career complete game in a 3-2 win at Altoona May 11, a rain-shortened five-inning contest (3 h, 2 r, 2 er, 1 so)...was 5-1 with a 3.41 ERA over his first 11 starts through June 1...then went 1-4 with a 3.02 ERA over his next eight starts through July 19...finished the season by going 6-0 with a 2.06 ERA over his final eight starts...walked just three batters in 52.1 innings over that span, including another four-start stretch without a walk (July 30-Aug. 18, 27.0 ip)...struck out 12 batters in a 7-1 win at Binghamton Aug. 5...then fanned a season-high 13 two starts later against Erie Aug. 18...fired a seven-inning complete game in his final start of the regular season, a 9-1 victory at Binghamton Sept. 3 (7 h, 1 bb, 9 so)...made one postseason start and picked up the Senators only win in a 10-5 decision over Altoona Sept. 8 in Game 1 of the EL Division Series (5.2 ip, 4 h, 3 r, 2 er, 2 bb, 7 so, 1 hr)...was rated as having the Best Control among Washington farmhands according to *Baseball America* following the season.

2009—Spent the entire season with Single-A Potomac, posting a 12-5 record and a 2.91 ERA in 27 games, 25 starts...led the Carolina League in wins, ranked second in innings pitched (151.1) and third in ERA...averaged 2.08 walks per nine innings as a starter, which was fifth best in the CL...tied for the lead among Nationals farmhands in wins...allowed a .257 opponents batting average, which included a .244 mark by left-handed hitters and .262 by right-handers...surrendered eight of his nine home runs to righties...yielded a .207 average to batters leading off an inning...did not commit an error and led CL pitchers in total chances (46) and assists (38)...Potomac was 17-8 (.680) in his starting assignments...allowed one run or fewer in 12 of his 25 starts and walked one batter or fewer 17 times...tossed a season-high 8.0 shutout innings in a 4-0 win at Myrtle Beach May 15 (4 h, 0 bb, 7 so)...earned Carolina League Pitcher of the Week honors for his effort (May 11-18)...had a season-best six-game winning streak from July 17 to Aug. 19...posted a 1.45 ERA over that seven-start stretch...compiled a 5-1 record and a 1.49 ERA in six starts in the month of August.

2008—Combined for a 1-6 record and a 3.51 ERA in 13 games, 10 starts, in his professional debut with Single-A Hagerstown and Rookie-level Vermont...walked just nine batters in 59.0 innings, an average of 1.37 per nine innings...struck out 49 for a strikeout to walk ratio of 5.44...allowed a .276 opponents batting average, including .273 against right-handed hitters compared to .286 against left-handers...surrendered a .210 average with runners in scoring position...began his season with Vermont, posting a 1-3 record and a 4.57 ERA in six games, three starts...made his professional debut in relief June 23 against Tri-City, tossing 2.0 scoreless and hitless innings (1 bb, 4 so)...his first win came June 27 against Lowell when he tossed 3.0 scoreless innings of relief...was promoted to Hagerstown July 27 and went 0-3 with a 2.89 ERA in seven starts.

PERSONAL/MISCELLANEOUS

Tomaso Anthony Milone...is a University of Southern California alum...in three seasons at USC, went 16-17 with a 4.78 ERA...with his Major League debut, he became the 100th former Trojan to play in the big leagues, which is the most among all universities/colleges...is a Saugus (CA) High grad...earned all-state, All-CIF and All-Foothill League honors in 2004 and '05.

LIFETIME PITCHING RECORD

Year	Club	W	L	ERA	G	GS	CG	SHO	SV	IP	H	R	ER	HR	HB	BB	IBB	SO	WP	BK
2008	Vermont	1	3	4.57	6	3	0	0	0	21.2	27	12	11	4	0	3	0	22	0	0
	Hagerstown	0	3	2.89	7	7	0	0	0	37.1	36	16	12	0	0	6	0	27	0	0
2009	Potomac	12	5	2.91	27	25	0	0	0	151.1	144	57	49	9	5	36	2	106	8	1
2010	Harrisburg	12	5	2.85	27	27	2	0	0	158.0	161	57	50	10	4	23	0	155	7	2
2011	Syracuse	12	6	3.22	24	24	0	0	0	148.1	137	55	53	9	1	16	0	155	3	2
	WASHINGTON	1	0	3.81	5	5	0	0	0	26.0	28	11	11	2	2	4	2	15	0	0
2012	OAKLAND	13	10	3.74	31	31	1	0	0	190.0	207	90	79	24	4	36	2	137	2	0
	AL Totals	13	10	3.74	31	31	1	0	0	190.0	207	90	79	24	4	36	2	137	2	0
	NL Totals	1	0	3.81	5	5	0	0	0	26.0	28	11	11	2	2	4	2	15	0	0
	ML Totals	14	10	3.75	36	36	1	0	0	216.0	235	101	90	26	6	40	4	152	2	0

CAREER TRANSACTIONS

2008 — Selected by the Washington Nationals organization in the 10th round of the First-Year Player Draft. **2011** — Traded to the Oakland Athletics with pitchers A.J. Cole and Brad Peacock and catcher Derek Norris for pitchers Gio Gonzalez and Rob Gilliam, December 23.

DIVISION SERIES RECORD

Year	Club/Opp.	W	L	ERA	G	GS	CG	SHO	SV	IP	H	R	ER	HR	HB	BB	IBB	SO	WP	BK
2012	OAK vs. DET	0	0	1.50	1	1	0	0	0	6.0	5	1	1	0	1	1	0	6	1	0

VS. THE AMERICAN LEAGUE

2012		CAREER												
ERA	W	L	S	G	IP	ER	vs. TEAM	ERA	W	L	S	G	IP	ER
1.42	1	0	0	1	6.1	1	Baltimore	1.42	1	0	0	1	6.1	1
13.50	0	1	0	1	4.2	7	Boston	13.50	0	1	0	1	4.2	7
0.00	1	0	0	1	8.0	0	Chicago	0.00	1	0	0	1	8.0	0
3.27	1	0	0	2	11.0	4	Cleveland	3.27	1	0	0	2	11.0	4
3.09	1	0	0	2	11.2	4	Detroit	3.09	1	0	0	2	11.2	4
1.20	1	1	0	2	15.0	2	Kansas City	1.20	1	1	0	2	15.0	2
4.80	2	1	0	3	15.0	8	Los Angeles	4.80	2	1	0	3	15.0	8
1.93	2	0	0	2	14.0	3	Minnesota	1.93	2	0	0	2	14.0	3
1.32	0	1	0	2	13.2	2	New York	1.32	0	1	0	2	13.2	2
—	0	0	0	0	0.0	0	Oakland	—	0	0	0	0	0.0	0
2.64	2	1	0	5	30.2	9	Seattle	2.64	2	1	0	5	30.2	9
8.18	1	1	0	2	11.0	10	Tampa Bay	8.18	1	1	0	2	11.0	10
2.50	0	2	0	3	18.0	5	Texas	2.50	0	2	0	3	18.0	5
7.62	0	2	0	2	13.0	11	Toronto	7.62	0	2	0	2	13.0	11

VS. THE NATIONAL LEAGUE

2012		CAREER												
ERA	W	L	S	G	IP	ER	vs. TEAM	ERA	W	L	S	G	IP	ER
7.20	0	0	0	1	5.0	4	Arizona	7.20	0	0	0	1	5.0	4
18.00	0	0	0	1	4.0	8	Colorado	18.00	0	0	0	1	4.0	8
—	0	0	0	0	0.0	0	Houston	4.76	0	0	0	1	5.2	3
1.00	1	0	0	1	9.0	1	Los Angeles	1.00	1	0	0	1	9.0	1
—	0	0	0	0	0.0	0	Miami	6.23	0	0	0	1	4.1	3
—	0	0	0	0	0.0	0	New York	4.50	1	0	0	2	10.0	5
—	0	0	0	0	0.0	0	Philadelphia	0.00	0	0	0	1	6.0	0

MONTHLY BREAKDOWN

2012		CAREER												
ERA	W	L	S	G	IP	ER	by MONTH	ERA	W	L	S	G	IP	ER
3.69	3	2	0	5	31.2	13	April	3.69	3	2	0	5	31.2	13
3.58	3	2	0	5	32.2	13	May	3.58	3	2	0	5	32.2	13
3.89	2	2	0	6	37.0	16	June	3.89	2	2	0	6	37.0	16
3.55	1	2	0	5	33.0	13	July	3.55	1	2	0	5	33.0	13
3.96	2	1	0	4	25.0	11	August	3.96	2	1	0	4	25.0	11
3.82	2	1	0	6	30.2	13	September	3.81	3	1	0	11	56.2	24

PITCHING BREAKDOWN

2012		CAREER												
ERA	W	L	S	G	IP	ER	by CATEGORY	ERA	W	L	S	G	IP	ER
2.74	7	4	0	15	98.2	30	Home	3.06	7	4	0	17	108.2	37
4.83	6	6	0	16	91.1	49	Road	4.44	7	6	0	19	107.1	53
5.12	3	5	0	10	58.0	33	Day	4.39	4	5	0	12	69.2	34
3.14	10	5	0	21	132.0	46	Night	3.44	10	5	0	24	146.1	56
3.57	8	6	0	17	108.1	43	Pre-ASG	3.57	8	6	0	17	108.1	43
3.97	5	4	0	14	81.2	36	Post-ASG	3.93	6	4	0	19	107.2	47
3.74	13	10	0	31	190.0	79	Starter	3.75	14	10	0	36	216.0	90
—	0	0	0	0	0.0	0	Reliever	—	0	0	0	0	0.0	0

BALLPARK BREAKDOWN

	ERA	W	L	S	G	IP	ER
Angel Stadium	3.60	1	0	0	1	5.0	2
Ballpark in Arlington	2.50	0	2	0	3	18.0	5
Chase Field	7.20	0	0	0	1	5.0	4
Citi Field	1.59	1	0	0	1	5.2	1
Citizens Bank Park	0.00	0	0	0	1	6.0	0
Comerica Park	5.79	0	0	0	1	4.2	3
Coors Field	18.00	0	0	0	1	4.0	8
Fenway Park	13.50	0	1	0	1	4.2	7
Kaufman Stadium	2.57	0	1	0	1	7.0	2
Nationals Park	6.30	0	0	0	2	10.0	7
O.co Coliseum	2.74	7	4	0	15	98.2	30
Progressive Field	0.00	1	0	0	1	6.0	0
Rogers Centre	6.43	0	1	0	1	7.0	5
Safeco Field	2.84	2	1	0	3	19.0	6
Sun Life Stadium	6.23	0	0	0	1	4.1	3
Target Field	3.00	1	0	0	1	6.0	2
Tropicana Field	9.00	1	0	0	1	5.0	5

FIELDING STATISTICS

Pitcher							
Year	Pct.	G	PO	A	E	TC	DP
2011	1.000	5	1	4	0	5	1
2012	.958	31	5	18	1	24	1
Totals	.966	36	6	22	1	29	2

MILONE'S CAREER BESTS

Low Hit Complete Game: 3, June 20, 2012 vs. Los Angeles (NL)
Innings Pitched: 9.0, June 20, 2012 vs. Los Angeles (NL)
Strikeouts: 10 (twice), last: September 9, 2012 at Seattle
Longest Winning Streak: 2 (six times), last: September 9, 2012 to present
Longest Losing Streak: 3, July 26 to August 5, 2012
Longest Scoreless Streak: 15.0, June 20 to 30, 2012

MILONE'S 2012 STARTS

Date	Opponent	Score	Dec	ERA	IP	H	R	ER	BB	SO	HR	#PIT
April 9	Kansas City	1-0	W	0.00	8.0	3	0	0	3	0	0	93
April 14	at Seattle	0-4	L	2.57	6.0	4	4	4	2	5	1	90
April 19	at Los Angeles (AL)	4-2	W	2.84	5.0	7	2	2	1	3	0	94
April 24	Chicago (AL)	2-0	W	2.00	8.0	3	0	0	0	5	0	98
April 30	at Boston	6-11	L	3.69	4.2	8	8	7	1	5	3	98
May 6	at Tampa Bay	9-5	W	4.42	5.0	5	5	5	4	1	1	94
May 11	Detroit	11-4	W	3.92	7.0	5	2	1	1	6	0	98
May 16	at Texas	1-4	L	4.09	7.0	9	4	4	1	4	1	100
May 21	Los Angeles (AL)	2-1	W	3.75	7.0	5	1	1	1	3	0	108
May 27	New York (AL)	0-2	L	3.64	6.2	8	2	2	2	3	1	108
June 3	at Kansas City	0-2	L	3.53	7.0	8	2	2	1	6	1	103
June 8	at Arizona	8-9	--	3.77	5.0	9	4	4	2	5	2	92
June 13	at Colorado	10-8	--	4.48	4.0	7	8	8	4	4	3	89
June 20	Los Angeles (NL)	4-1	W	4.13	9.0	3	1	1	1	2	0	112
June 25	at Seattle	1-0	W	3.83	7.0	7	0	0	0	5	0	110
June 30	at Texas	2-7	L	3.73	5.0	6	6	1	0	6	2	96
July 6	Seattle	4-1 (11)	--	3.57	7.0	6	1	1	1	9	0	107
July 14	at Minnesota	9-3	W	3.54	6.0	10	2	2	1	4	1	94
July 20	New York (AL)	3-2	--	3.34	7.0	6	0	0	0	10	0	110
July 26	at Toronto	4-10	L	3.51	7.0	8	6	5	0	7	2	86
July 31	Tampa Bay	0-8	L	3.68	6.0	7	5	5	1	4	0	95
Aug. 5	Toronto	5-6	L	3.91	6.0	9	6	6	1	4	1	107
Aug. 17	Cleveland	6-4	--	4.03	5.0	7	4	4	1	6	1	95
Aug. 22	Minnesota	5-1	W	3.87	8.0	2	1	1	1	5	0	102
Aug. 28	at Cleveland	7-0	W	3.73	6.0	7	0	0	1	5	0	102
Sept. 3	Los Angeles (AL)	3-8	L	3.94	3.0	10	5	5	0	1	2	67
Sept. 9	at Seattle	4-2	W	3.90	6.0	8	2	2	0	10	1	104
Sept. 14	Baltimore	3-1	W	3.81	6.1	6	2	1	2	2	1	92
Sept. 20	at Detroit	12-4	--	3.86	4.2	9	3	3	3	1	0	94
Sept. 25	at Texas	3-2 (10)	--	3.74	6.0	6	2	0	0	3	0	110
Sept. 30	Seattle	5-2	--	3.74	4.2	9	2	2	0	3	0	85

2013 ATHLETICS

OAKLAND 20-GAME WINNERS

Pitcher	Year	Record	Pct.	ERA	IP
Vida Blue	1971	24-8	.750	*1.82	312.0
Jim Hunter	1971	21-11	.656	2.96	274.0
Jim Hunter	1972	21-7	*.750	2.04	295.0
Vida Blue	1973	20-9	.690	3.20	263.2
Ken Holtzman	1973	21-13	.618	2.97	297.1
Jim Hunter	1973	21-5	*.808	3.34	256.0
Jim Hunter	1974	*25-12	.676	*2.49	318.0
Vida Blue	1975	22-11	.667	3.01	270.0
Mike Norris	1980	22-9	.710	2.63	284.0
Dave Stewart	1987	**20-13	.606	3.68	261.1
Dave Stewart	1988	21-12	.636	3.23	**275.2
Dave Stewart	1989	21-9	.700	3.32	257.2
Bob Welch	1990	*27-6	*.818	2.95	238.0
Dave Stewart	1990	22-11	.667	2.56	*267.0
Tim Hudson	2000	**20-6	*.769	4.14	202.1
Mark Mulder	2001	*21-8	.724	3.45	229.1
Barry Zito	2002	*23-5	.821	2.75	229.1

* Led league

** Tied for league lead

**CATCHER****Height/Weight:** 6-1 / 229**Bats/Throws:** Right / Right**Birthdate:** July 7, 1983**Opening Day Age:** 29**Birthplace/Resides:** Lafayette, Louisiana / Duson, Louisiana**Major League Service:** 27 days**Obtained:** Signed to a minor league contract, November 9, 2012**Contract Status:** First year of a one-year contract through 2013.**NON-ROSTER INVITEE****CAREER HIGHLIGHTS**

Is a .237 (725-for-3064) career hitter with 139 home runs and 523 RBI in 925 minor league games in 10 professional seasons in the Montreal/Washington (2003-09), New York Mets (2010) and Florida/Miami (2011-12) organizations...appeared in 10 games in the majors with Washington in 2008, hitting .143 with a home run and three RBI...has 51 home runs and 152 RBI in 241 games over his last two seasons after tallying just 13 home runs and 55 RBI in 147 games over his previous two seasons...in the minors, has appeared in 511 games at catcher, 248 at first base, 14 in left field, two at third base and one in right field.

2012 HIGHLIGHTS

Batted .222 with 29 home runs and 74 RBI in 123 games for Triple-A New Orleans in the Miami organization...the home runs were a career-high, ranked second in the Pacific Coast League and tied for sixth in all of the minor leagues...led the Zephyrs in games, home runs and RBI and was second in strikeouts (101)...batted .248 (31-for-125) with 13 home runs against left-handed pitching compared to .208 (51-for-245) with 16 home runs against right-handers...slugged .608 against lefties compared to .437 against righties...hit .247 with runners in scoring position but batted .184 with RISP and two outs...was 5-for-13 (.385) with two grand slams and 19 RBI with the bases loaded...appeared in 52 games at first base, 40 at catcher and four in left field...hit .205 in 11 games as the designated hitter and was also 1-for-14 (.071) with three walks, a double and RBI as a pinch hitter...tossed out 5-of-30 (16.7%) attempted base stealers...hit in every spot in the order except second and third...saw his most action with 27 games hitting fourth and sixth...played for Mexicali in the Mexican-Pacific Winter League following the season and batted .246 with nine home runs and 31 RBI in 36 games.

NEW ORLEANS: Went 0-for-3 in his first game of the season but then put together a season-best six-game hitting streak from April 9 to 17 (7-for-21, .333)...then went 7-for-41 (.171) over his next 11 games to finish April with a .215 batting average...homed in three straight games May 1-3 at Round Rock...went 3-for-25 (.120) over a 10-game span from May 11 to 22 to drop his average to a season-low .203...hit .228 in 27 games in May overall, but then batted .300 in 25 games in June, his only month with a batting average over .228...went 1-for-13 over an eight-game stretch from June 8-15...had a season-high in hits when he went 4-for-5 with a season-high five RBI June 28 at Omaha...connected for his first grand slam of the season in that game...that began a 14-game stretch through July 14 where he went 17-for-49 (.347) with five doubles, seven home runs and 23 RBI...in addition to the five RBI game against Omaha, he also had three four-RBI games over that stretch...including another grand slam July 3 at Round Rock...had his first of three-two homer games July 7 against Oklahoma City...also went deep twice Aug. 6 at Tacoma and Aug. 20 at Albuquerque...had nine home runs and 16 RBI over a 17-game stretch from Aug. 3 to 20...scored a season-high four runs Aug. 20 at Albuquerque...finished August with nine home runs, his highest single-month total in 2012...went 2-for-26 (.077) over his final seven games.

CAREER

2011—Spent the season at Double-A Jacksonville and led the Suns in doubles (27), home runs (22) and RBI (78)...also ranked second in hits (108) and runs scored (66), earning Southern League Midseason All-Star honors...ranked third in SL in walks (74) and fourth in home runs...his walk total ranked ninth among all Double-A players...also ranked fourth in SL in on-base percentage (.391) and OPS (.900),

sixth in slugging percentage (.509), ninth in walk-to-strikeout ratio (0.78) and 10th in RBI...had career highs in batting (.273), slugging, on-base percentage, hits, RBI, walks and stolen bases (8) and he matched his high in runs and doubles...tallied a season-high five RBI May 6 at Huntsville, going 2-for-4 with a double and home run...equaled the RBI May 16 at Mississippi with a 3-for-4 day that included a double and home run...earned SL Player of the Week honors from May 2-8 after batting .438 (7-for-16) with eight runs scored, three doubles, three home runs and 10 RBI in six games...connected for his only grand slam of the season June 10 in a 10-inning, 6-5 win over Montgomery...tallied a season-best three hits four times: April 16 at Jackson, May 16 at Mississippi, May 27 at Montgomery and July 3 vs. Birmingham...his best offensive month came in June, when he hit .321 with 15 runs scored, five doubles, five home runs and 17 RBI...hit left-handed pitchers at a .351 clip with 12 doubles and 12 home runs...his average dipped to .242 against right-handers...appeared at catcher, first base, left field, right field, designated hitter and pinch hitter...following the season, played for Gigantes del Cibao in the Dominican Winter League.

2010—Signed a minor league deal with the New York Mets and began the year at Double-A Binghamton...was batting .197 with two home runs and 10 RBI in 17 games when he was placed on the disabled list May 5 with a sprained left thumb...sent to the Mets affiliate in the Gulf Coast Rookie League July 23 and hit .294 in five games...was reinstated from the DL and transferred to Single-A St. Lucie July 29...went 4-for-16 (.250) in six games before he was transferred back to Binghamton Aug. 4...finished the season by hitting .163 over his final 16 games...made his professional debut as a pitcher Aug. 21 against Altoona (1.0 ip, 1 h)...combined with all three teams to hit .203 with four home runs and 19 RBI in 44 games.

2009—Began the year with Triple-A Syracuse of the International League...went 5-for-29 (.172) in 12 games before he was optioned to Double-A Harrisburg of the Eastern League April 31...batted .182 with nine home runs and 35 RBI in 91 games with the Senators for a .181 average overall...caught 68 games at Harrisburg...also played six games at first base and two contests at third base...was recalled by Washington May 27 but did not appear in a game before he was sent back to Harrisburg after the game.

2008—Had his contract selected by Washington Sept. 2 and made his Major League debut Sept. 4 at Atlanta...collected his first major league hit and RBI Sept. 14 at Florida with an RBI single off Anibal Sanchez...blasted his first ML home run, a solo shot, Sept. 28 at Philadelphia off Kyle Kendrick...threw out 3-of-9 (.333) would be base stealers...hit .143 with one home run and three RBI in 10 games overall with Washington...split the rest of the season between Double-A Harrisburg and Triple-A Columbus...led all Eastern League catchers in home runs, RBI, extra-base hits (28) and slugging percentage...was promoted to Columbus June 30.

2007—Began the season at Single-A Potomac, batting .269 with seven home runs and 39 RBI in 60 games...was promoted to Double-A Harrisburg June 25, where he hit .233 with five home runs and 19 RBI in 40 games...combined for a .254 average in 100 games overall...struck out a career-high 104 times.

2006—Spent the entire season at Single-A Potomac where he logged career-highs in games (131), at bats (449), doubles (27), triples (3) and hit by pitches (8)...finished fourth in the Carolina League in RBI (76) and sixth in home runs (16).

2005—Hit .224 with 19 home runs and 68 RBI in 100 games with Single-A Savannah of the South Atlantic League...scored a career-high 66 runs...connected for grand slams July 14 against Asheville and July 18 against Augusta...had stints on the disabled list from May 15-31 (strained left groin) and Aug. 2-8 (muscle strain in back).

2004—Spent most of the season with Single-A Vermont of the New York-Penn League where he batted .250 with 10 home runs and 34 RBI in 62 games...also went 1-for-2 (.500) in one game with Single-A Brevard County.

2003—Made his professional debut with the rookie-level Gulf Coast Expos, batting .223 with two home runs and nine RBI in 32 games.

PERSONAL/MISCELLANEOUS

Luke Montz...is married, Kerry...graduated from Acadiana High School (LA) in 2001...attended Hill Junior College in Hillsboro, Texas...hit .350 as a freshman and .340 as a sophomore

LIFETIME PLAYING RECORD

Year	Club	AVG	G	AB	R	H	2B	3B	HR	RBI	SH	SF	HP	BB	SO	SB	CS	SLG	OBP	E
2003	GCL Expos	.223	32	103	8	23	0	0	2	9	1	0	0	9	21	1	1	.282	.286	3
2004	Brevard County	.500	1	2	0	1	1	0	0	0	0	0	0	2	1	0	0	1.000	.750	0
	Vermont	.250	62	204	31	51	11	0	10	34	1	1	3	33	42	2	1	.451	.361	3
2005	Savannah	.224	100	343	66	77	24	1	19	68	2	5	3	50	95	1	1	.466	.324	4
2006	Potomac	.229	131	449	59	103	27	3	16	76	2	9	8	51	91	3	3	.410	.313	10
2007	Potomac	.269	60	201	43	54	15	1	7	39	2	2	3	45	54	3	2	.458	.406	2
	Harrisburg	.233	40	146	22	34	5	1	5	19	1	2	1	8	50	0	0	.384	.274	8
2008	Harrisburg	.282	63	220	30	62	14	0	14	53	1	2	0	31	46	0	1	.536	.368	2
	Columbus	.256	48	168	18	43	8	1	2	18	0	0	0	13	37	1	1	.351	.309	3
	WASHINGTON	.143	10	21	2	3	0	0	1	3	0	0	0	5	9	0	0	.286	.308	1
2009	Syracuse	.172	12	29	1	5	1	0	0	1	0	0	0	6	7	0	1	.207	.314	0
	Harrisburg	.182	91	291	32	53	14	0	9	35	1	0	1	41	62	1	3	.323	.285	4
2010	Binghamton	.182	33	110	10	20	3	0	2	15	0	3	0	12	32	0	2	.264	.256	5
	GCL Mets	.294	5	17	2	5	0	0	1	2	0	0	0	3	3	1	0	.471	.400	0
	St. Lucie	.250	6	16	3	4	0	0	1	2	0	0	0	5	4	0	0	.438	.429	1
2011	Jacksonville	.273	118	395	66	108	27	0	22	78	0	7	7	74	95	8	0	.509	.391	12
2012	New Orleans	.222	123	370	55	82	14	0	29	74	0	2	3	45	101	1	3	.495	.319	9
ML Totals		.143	10	21	2	3	0	0	1	3	0	0	0	5	9	0	0	.286	.308	1
Minor League Totals		.237	925	3064	446	725	164	7	139	523	11	33	29	428	741	22	19	.431	.333	66

CAREER TRANSACTIONS

2003 — Selected by the Montreal Expos organization in the 17th round of the First-Year Player Draft. **2009** — Elected free agency, November 9. **2010** — Signed by the New York Mets to a minor league contract, January 17. Elected free agency, November 6. **2011** — Signed by the Florida Marlins to a minor league contract, January 28. Elected free agency, November 2; re-signed by Miami to a minor league contract, November 21. **2012** — Elected free agency, November 2; signed by the Oakland Athletics to a minor league contract, November 9.

VS. THE NATIONAL LEAGUE

2012	CAREER									
AVG.	AB	H	HR	RBI	vs. TEAM	AVG.	AB	H	HR	RBI
—	0	0	0	0	Atlanta	.000	9	0	0	0
—	0	0	0	0	Miami	.333	3	1	0	1
—	0	0	0	0	Philadelphia	.250	8	2	1	2
—	0	0	0	0	San Diego	.000	1	0	0	0

BALLPARK BREAKDOWN

	AVG.	AB	H	HR	RBI
Citizens Bank Park	.250	8	2	1	2
Nationals Park	.000	1	0	0	0
Sun Life Stadium	.333	3	1	0	1
Turner Field	.000	9	0	0	0

MONTHLY BREAKDOWN

2012	CAREER									
AVG.	AB	H	HR	RBI	by MONTH	AVG.	AB	H	HR	RBI
—	0	0	0	0	September	.143	21	3	1	3

FIELDING STATISTICS

Catcher										
YEAR	PCT.	G	PO	A	E	TC	DP	PB		
2008	.980	8	44	4	1	49	1	1		
Totals	.980	8	44	4	1	49	1	1		

BATTING BREAKDOWN

2012	CAREER									
AVG.	AB	H	HR	RBI	by CATEGORY	AVG.	AB	H	HR	RBI
—	0	0	0	0	Home	.000	1	0	0	0
—	0	0	0	0	Road	.150	20	3	1	3
—	0	0	0	0	Day	.154	13	2	1	2
—	0	0	0	0	Night	.125	8	1	0	1
—	0	0	0	0	Pre-ASG	—	0	0	0	0
—	0	0	0	0	Post-ASG	.143	21	3	1	3
—	0	0	0	0	vs. LHP	.000	5	0	0	0
—	0	0	0	0	vs. RHP	.188	16	3	1	3
—	0	0	0	0	RISP	.333	6	2	0	0
—	0	0	0	0	Bases Loaded	—	0	0	0	0
—	0	0	0	0	Pinch Hitter	—	0	0	0	0
—	0	0	0	0	Designated Hitter	—	0	0	0	0

MONTZ' CAREER BESTS

Hits: 1 (three times), last: September 28, 2008 at Philadelphia

Home Runs: 1, September 28, 2008 at Philadelphia

Runs Batted In: 1 (three times), last: September 28, 2008 at Philadelphia

Stolen Bases: None

Hitting Streak: 2, September 26, 2008 to present

Hitless Streak (At Bats): 9, September 4 to 7, 2008

Grand Slams: None

Pinch-Hit Home Runs: None

Inside-The-Park Home Runs: None.

Game Ending Home Runs: None.

Lead Off Home Runs: None.

**INFIELDER****Height/Weight:** 6-2 / 195**Bats/Throws:** Left / Right**Birthdate:** November 17, 1983**Opening Day Age:** 29**Birthplace/Resides:** Long Beach, California / Rossmoor, California**Major League Service:** 1 year, 71 days**Obtained:** Signed to a minor league contract, November 27, 2012**Contract Status:** First year of a one-year contract through 2013.**NON-ROSTER INVITEE****CAREER HIGHLIGHTS**

Is a .242 career hitter with 16 home runs and 53 RBI in 152 games over five seasons in the majors with the Chicago Cubs (2006-07), Baltimore (2007-08, 10) and Houston (2012)...batted .259 with nine home runs and 26 RBI in 72 games with Houston in 2012 after hitting .223 with seven home runs and 27 RBI in 80 games over his first four seasons...has a .268 (910-for-3393) average with 129 home runs and 569 RBI in 996 minor league games over 11 seasons...720 of those games were as a third baseman...was named to the Southern League Postseason All-Star team at West Tenn in 2006...was drafted by Detroit with the eighth overall selection in the 2002 draft.

2012 HIGHLIGHTS

Began the season at Triple-A Oklahoma City but was promoted to Houston June 26 and spent the rest of the season with the Astros...batted .259 with nine home runs and 26 RBI in 72 games in his first action in the big leagues since 2010...had just seven home runs and 27 RBI in 80 games over four seasons entering the year...in addition to home runs, had career-highs in games, at bats (201), runs (23), hits (52), doubles (11), RBI, walks (16), strikeouts (56) and on-base percentage (.330)...was used primarily against right-handed pitching, batting .263 (50-for-190) with all nine of his home runs and 25 of his 26 RBI...was 2-for-11 (.182) against left-handers...is just 2-for-24 (.083) against left-handers in his career, compared to 91-for-361 (.252) with all 16 of his home runs and 52 of his 53 RBI...had a .360 average with runners in scoring position and two outs...hit .307 at home, .221 on the road...seven of his nine home runs were solo shots...was 3-for-5 (.600) with five walks and a hit by pitch (.818 on-base percentage) as a pinch hitter...made 22 starts at third base, 15 at first base, 12 in right field, three at second base and one in left field...committed five of his six errors as a third baseman (.900 fielding percentage)...his other error came at first base.

HOUSTON: Was promoted to Houston June 28 and hit safely in each of his first nine games...went 11-for-36 (.306) with two doubles and three home runs during the hitting streak, which is the longest of his career...the streak took him into the All-Star Break but he went 1-for-19 over his first six games after the break...hit five of his nine home runs in July...had his first career "walk-off" hit Aug. 11, a RBI single with the bases loaded in the 10th inning of the Astros 6-5 win over Milwaukee...had a career-high tying three hits, including two doubles and a home run, Aug. 14 at Chicago (NL)...had a career-long 0-for-21 streak from Aug. 19 to 26...was batting .225 at the end of August...then hit .378 with four doubles, two home runs and six walks (.462 on-base percentage) in 21 games in September...matched his career-high with three hits Sept. 23 against Pittsburgh.

OKLAHOMA CITY: Began the season at Triple-A Oklahoma City where he batted .318 with 10 home runs and 54 RBI in 73 games...added 26 doubles and one triple for a .555 slugging percentage...drew 35 walks and was hit by a pitch six times for a .410 on-base percentage...his batting average, slugging percentage and on-base percentage were his best as a minor leaguer...hit .329 (54-for-164) with five home runs against right-handed pitching, .296 (24-for-81) with five home runs against left-handers...had a .276 batting average with the bases empty compared to .380 with runners on...hit .424 with runners in scoring position...was 4-for-6 (.667) with the bases loaded...batted .372 over the first three innings of a game...appeared in 43 games at third base, 12 in left field, 10 at first base and three at second base...committed four errors, all as a third baseman (.964 fielding percentage)...also went 3-for-10 (.300) in seven games at designated hitter and was 1-for-2 (.500) with a walk, home run and two RBI as a pinch

hitter...had his first of three four-hit games with the RedHawks April 11 against Nashville...had 11 doubles over an 11-game span from April 22 to May 3...was named Oklahoma City's Offensive Player of the Month for April after hitting .397 with 12 doubles, two home runs and 21 RBI in 23 games...tied for second in all of Minor League Baseball in doubles in April...then went 8-for-45 (.178) over his first 13 games in May to drop his average to .306...hit .372 over a 20-game stretch from May 17 to June 8...went 4-for-4 with a walk June 7 against New Orleans and June 14 against Round Rock...drove in a season-high four runs June 7 and 10 against New Orleans...had a season-long eight-game hitting streak from June 17 to 25 (10-for-26, .385)...ranked second in the Pacific Coast League in doubles (26), tied for fourth in RBI (54) and hit by pitches (6), tied for fifth in extra base hits (37), seventh in on-base percentage (.410) and ninth in slugging percentage (.555) at the time of his promotion to Houston June 28.

CAREER

2011—Spent the entire season at Triple-A Iowa in the Cubs organization where he batted .295 with nine home runs and 53 RBI in 123 games...led Iowa in sacrifice flies (7) and hit by pitches (6) and ranked second in games, runs (60) and walks (48)...batted .322 against right-handed pitching compared to .215 against left-handers...hit eight of his nine home runs off righties...also belted eight of his nine home runs on the road...hit .272 before the All-Star Break, .345 after the break...batted .316 when leading off an inning...hit .260 with runners in scoring position but that marked dropped to .143 with RISP and two outs...appeared in 42 games at third base, 36 at first base, 24 at second base and one in right field...went 1-for-27 (.037) in nine games as the designated hitter...was also 4-for-16 (.250) with four walks and a triple as a pinch hitter...had a 0-for-27 streak from May 1 to 10 but followed that with three straight multiple hit games from May 12 to 13 (9-for-13, .692)...had season-highs in hits (4), home runs (2) and RBI (5) May 13 at Colorado Springs...matched his season-high with four hits June 21 against Memphis...drove in a season-high tying five runs Aug. 3 against Fresno...hit safely in a season-high five consecutive games, Aug. 7-14 (7-for-17, .412)...batted .343 in 25 games in August and then went 6-for-14 (.429) in four games in September.

2010—Hit .276 with five home runs and 23 RBI in 34 games at Triple-A Norfolk before joining the Orioles, May 21...had a season-best four-game hitting streak June 2-6...posted a .385 average (5-for-13) with a run, a double and three RBI during the run...swiped his first Major League base June 6 at Boston...hit first career pinch-homer June 25 vs. Washington...batted .313 with two homers and seven RBI in the month of June...his three homers and 10 RBI came against right-handed pitching...designated for assignment July 23 and outrighted to Norfolk July 28...hit .284 with six homers and 22 RBI in 27 games for the Tides after he returned to Norfolk...had two multi-home run games with the Tides: May 19 vs. Pawtucket and Aug. 15 vs. Charlotte...was shelved Aug. 25-Sept. 3, with pneumothorax, which is a partial collapse of his left lung.

2009—Spent the season with Triple A Norfolk, hitting .252 in 32 games with the Tides...collected a season-high three hits on three occasions: April 15 and 22 vs. Charlotte and May 1 vs. Scranton-Wilkes Barre...hit two roundtrippers and collected a season-high six RBI May 1 vs. Scranton...homered in back-to-back games, May 13 and 14 at Syracuse...was placed on the disabled list May 15 with a sprained right thumb and missed the rest of the season.

2008—Hit .247 with 21 doubles, two triples, seven homers and 44 RBI in 78 games with Triple-A Norfolk...made the Orioles' Opening Day roster before being optioned to the Tides April 11...appeared in four games before his option: one start at second base, one start at third base and two games as a pinch-hitter...went 0-for-2 as a pinch hitter, striking out both times: April 2 vs. Tampa Bay and April 6 vs. Seattle...hit a solo home run, his only hit of the season, April 8 at Texas...appeared in games at all four infield positions with Norfolk...had two stints on the minor league disabled list due to a fractured right thumb: July 18-28 and July 30-Sept. 2...batted .319 with 14 RBI with runners on base and two outs...hit safely in 12 of 13 games, May 27-June 10, batting .345 (19-for-55) with seven multi-hit games.

2007—Spent most of the season in the Cubs organization before being acquired by the Orioles Aug. 31, along with pitcher Rocky Cherry for pitcher Steve Trachsel...appeared in 17 games for the Orioles in the season's final month, making nine starts at third base and three at first base...went 2-for-4 and hit his first career grand slam off Daisuke Matsuzaka Sept. 8 against Boston...started at first base Sept. 21 and played the final 2.0 innings in left field, Sept. 20, both at Texas, his first major league appearances at

both positions...picked up a career-high three hits and added an RBI Sept. 28 against New York (AL)... hit .265 with 19 home runs and 69 RBI in 103 games for Triple-A Iowa...recalled by Chicago (NL) July 20, going 0-for-5 in two games before being optioned back to Iowa July 22...was on the minor league disabled list from July 25-Aug. 1 with a right foot injury.

2006—Spent most of the season at Double-A West Tenn before he was promoted two levels in two days, reaching the Majors in his fifth professional season...was a September call-up for the Cubs...made his Major League debut as a pinch-hitter, Sept. 4 against Pittsburgh...collected his first major league hit – a double off Shawn Chacon – and later added his first career homer (also off Chacon) on Sept. 7 against the Pirates...played 132 games for West Tenn, hitting .276 with 22 homers and 75 RBI...promoted to Triple-A Iowa Sept. 3, then was recalled by Chicago Sept. 4...reached base in 29 consecutive games from July 28-Aug. 27 for the Diamond Jaxx...his 22 home runs were tied for second-most in the Southern League while his 75 RBI ranked fourth...was named to the Southern League Midseason and Postseason All-Star teams.

2005—Hit .281 for Single-A Daytona in his first season in the Cubs organization and set career-highs in doubles (31), home runs (20), RBI (82) and steals (22)...was acquired by Chicago in a four-player deal with Detroit Feb. 9...was among the Florida State League leaders in doubles (second) and extra-base hits (third, 53)...collected Florida State League Midseason All-Star honors.

2004—Hit .223 with 14 home runs and 56 RBI for Single-A Lakeland in his final season in the Tigers' organization.

2003—Hit .239 with 45 RBI at Single-A West Michigan...saw his first action at third base after being drafted in 2002 as a shortstop.

2002—Hit .293 in his first professional season with 12 extra-base hits and 25 RBI in 40 games for the Tigers' Rookie level club in the Gulf Coast League.

PERSONAL/MISCELLANEOUS

Scott Alan Moore was originally signed by Tigers' scout Rob Wilfong...graduated from Cypress High School in California before being selected as a shortstop by Detroit with the eighth overall pick in the June 2002 draft...was a second team pre-season High School All-America pick by *Baseball America* prior to his senior year and the top high school prospect in Southern California.

LIFETIME PLAYING RECORD

Year	Club	AVG	G	AB	R	H	2B	3B	HR	RBI	SH	SF	HP	BB	SO	SB	CS	SLG	OBP	E
2002	GCL Tigers	.293	40	133	18	39	6	2	4	25	0	3	3	10	31	1	2	.459	.349	15
2003	West Michigan	.239	107	372	40	89	16	6	6	45	0	1	7	41	110	2	4	.363	.325	28
2004	Lakeland	.223	118	391	52	87	13	4	14	56	0	3	10	49	125	2	4	.384	.322	28
2005	Daytona	.281	128	466	77	131	31	2	20	82	0	9	6	55	134	22	7	.485	.358	30
2006	West Tenn	.276	132	463	52	128	28	0	22	75	1	5	8	55	126	12	7	.479	.360	19
	Iowa	.250	1	4	1	1	1	0	0	0	0	0	0	0	1	0	0	.500	.250	2
	CHICAGO (NL)	.263	16	38	6	10	2	0	2	5	1	0	1	2	10	0	0	.474	.317	1
2007	Iowa	.265	103	321	61	85	19	4	19	69	1	3	9	48	100	4	3	.526	.373	13
	CHICAGO (NL)	.000	2	5	0	0	0	0	0	0	0	0	0	0	2	0	0	.000	.000	0
	BALTIMORE	.255	17	47	2	12	2	0	1	11	0	2	0	1	15	0	1	.362	.260	0
2008	BALTIMORE	.125	4	8	1	1	0	0	1	1	0	0	0	1	3	0	0	.500	.222	0
	Norfolk	.247	78	287	41	71	21	2	7	44	0	0	8	23	67	3	0	.408	.321	10
2009	Norfolk	.252	32	123	19	31	7	0	7	21	0	1	4	8	22	1	0	.480	.316	6
2010	Norfolk	.280	61	225	34	63	9	1	11	45	1	3	3	21	47	2	3	.476	.345	12
	BALTIMORE	.209	41	86	8	18	2	0	3	10	1	1	0	8	19	3	0	.337	.274	3
2011	Iowa	.295	123	363	60	107	19	4	9	53	1	7	6	48	79	3	1	.444	.380	15
2012	Oklahoma City	.318	73	245	47	78	26	1	10	54	1	4	6	35	51	3	3	.555	.410	4
	HOUSTON	.259	72	201	23	52	11	0	9	26	1	3	7	16	56	0	1	.448	.330	6
	AL Totals	.220	62	141	11	31	4	0	5	22	1	3	0	10	37	3	1	.355	.266	3
	NL Totals	.254	90	244	29	62	13	0	11	31	2	3	8	18	68	0	1	.443	.322	7
	ML Totals	.242	152	385	40	93	17	0	16	53	3	6	8	28	105	3	2	.410	.302	10

CAREER TRANSACTIONS

2002 — Selected by the Detroit Tigers organization in the first round (eighth selection overall) of the First-Year Player Draft. **2005** — Traded to the Chicago Cubs with pitcher Roberto Novoa and outfielder Bo Flowers for pitcher Kyle Farnsworth and cash, February 9. **2007** — Traded to the Baltimore Orioles with pitcher Rocky Cherry for pitcher Steve Trachsel, August 31. **2010** — Elected free agency, October 4; signed by the Chicago Cubs to a minor league contract, November 20. **2011** — Elected free agency, November 2; signed by the Houston Astros to a minor league contract, November 16. **2012** — Elected free agency, November 21; signed by the Oakland Athletics to a minor league contract, November 27.

VS. THE AMERICAN LEAGUE

2012				CAREER						
AVG.	AB	H	HR	RBI	vs. TEAM	AVG.	AB	H	HR	RBI
—	0	0	0	0	Baltimore	—	0	0	0	0
—	0	0	0	0	Boston	.333	21	7	1	8
—	0	0	0	0	Chicago	—	0	0	0	0
—	0	0	0	0	Cleveland	—	0	0	0	0
—	0	0	0	0	Detroit	.000	1	0	0	0
—	0	0	0	0	Kansas City	—	0	0	0	0
—	0	0	0	0	Los Angeles	.400	5	2	0	3
—	0	0	0	0	Minnesota	.000	3	0	0	0
—	0	0	0	0	New York	.333	18	6	1	3
—	0	0	0	0	Oakland	.000	10	0	0	0
—	0	0	0	0	Seattle	.000	1	0	0	0
—	0	0	0	0	Tampa Bay	.000	13	0	0	1
—	0	0	0	0	Texas	.222	18	4	2	3
—	0	0	0	0	Toronto	.143	21	3	0	1

VS. THE NATIONAL LEAGUE

2012				CAREER						
AVG.	AB	H	HR	RBI	vs. TEAM	AVG.	AB	H	HR	RBI
.400	10	4	1	3	Arizona	.267	15	4	1	3
.000	5	0	0	0	Atlanta	.000	7	0	0	0
.450	20	9	2	4	Chicago	.450	20	9	2	4
.125	16	2	0	2	Cincinnati	.083	24	2	0	2
—	0	0	0	0	Colorado	.250	4	1	0	0
—	0	0	0	0	Houston	—	0	0	0	0
—	0	0	0	0	Los Angeles	.333	3	1	0	0
—	0	0	0	0	Miami	.125	8	1	0	0
.234	47	11	3	5	Milwaukee	.236	55	13	3	6
.000	7	0	0	0	New York	.214	14	3	0	0
.667	3	2	1	2	Philadelphia	.545	11	6	2	4
.368	38	14	2	5	Pittsburgh	.372	43	16	3	7
.133	15	2	0	2	San Diego	.176	17	3	0	2
.222	9	2	0	1	San Francisco	.167	12	2	0	1
.222	27	6	0	2	St. Louis	.222	27	6	0	2
.000	4	0	0	0	Washington	.286	14	4	1	3

MONTHLY BREAKDOWN

2012				CAREER						
AVG.	AB	H	HR	RBI	by MONTH	AVG.	AB	H	HR	RBI
—	0	0	0	0	April	.125	8	1	1	1
—	0	0	0	0	May	.000	9	0	0	0
.429	7	3	0	0	June	.327	55	18	2	7
.221	86	19	5	14	July	.183	120	22	6	17
.207	58	12	2	7	August	.207	58	12	2	7
.378	45	17	2	4	September	.299	127	38	5	20
.200	5	1	0	1	October	.250	8	2	0	1

BATTING BREAKDOWN

2012				CAREER						
AVG.	AB	H	HR	RBI	by CATEGORY	AVG.	AB	H	HR	RBI
.307	88	27	4	13	Home	.270	204	55	8	33
.221	113	25	5	13	Road	.210	181	38	8	20
.299	67	20	4	9	Day	.258	132	34	6	17
.239	134	32	5	17	Night	.233	253	59	10	36
.306	36	11	3	4	Pre-ASG	.261	115	30	7	14
.248	165	41	6	22	Post-ASG	.233	270	63	9	39
.182	11	2	0	1	vs. LHP	.083	24	2	0	1
.263	190	50	9	25	vs. RHP	.252	361	91	16	52
.286	49	14	1	17	RISP	.276	98	27	2	34
.500	2	1	0	1	Bases Loaded	.429	7	3	1	8
.600	5	3	0	0	Pinch Hitter	.200	25	5	1	2
—	0	0	0	0	Designated Hitter	—	0	0	0	0

BALLPARK BREAKDOWN

	AVG.	AB	H	HR	RBI
AT&T Park	.000	10	0	0	0
Busch Stadium	.111	18	2	0	1
Camden Yards	.253	87	22	3	17
Chase Field	.500	6	3	1	3
Citi Field	.000	7	0	0	0
Citizens Bank Park	.500	8	4	1	2
Comerica Park	.000	1	0	0	0
Fenway Park	.143	7	1	0	1
Great American	.000	4	0	0	0
Miller Park	.227	22	5	1	1
Minute Maid Park	.307	88	27	4	13
Nationals Park	.000	2	0	0	0
Original Yankee Stadium	.000	1	0	0	0
PETCO Park	.143	14	2	0	2
PNC Park	.333	18	6	1	2
Rangers Ballpark	.222	18	4	2	3
Rogers Centre	.167	12	2	0	1
Tropicana Field	.000	4	0	0	0
Turner Field	.000	7	0	0	0
Wrigley Field	.298	47	14	3	7
Yankee Stadium	.250	4	1	0	0

FIELDING STATISTICS

First Base

YEAR	PCT.	G	PO	A	E	TC	DP
2006	.978	6	43	2	1	46	1
2007	1.000	4	29	3	0	32	2
2010	1.000	10	19	3	0	22	0
2012	.993	19	136	9	0	146	10
Totals	.992	39	227	17	1	246	13

Second Base

YEAR	PCT.	G	PO	A	E	TC	DP
2008	1.000	1	2	2	0	4	0
2010	.978	22	36	52	2	90	9
2012	1.000	6	11	17	0	28	3
Totals	.984	29	49	71	2	122	12

Third Base

YEAR	PCT.	G	PO	A	E	TC	DP
2006	1.000	5	3	4	0	7	0
2007	1.000	12	6	12	0	18	2
2008	1.000	1	0	2	0	2	0
2010	.500	4	0	1	1	2	0
2012	.900	28	9	36	5	50	3
Totals	.924	50	18	55	6	79	5

Outfield

YEAR	PCT.	G	PO	A	E	TC	DP
2007	—	1	0	0	0	0	0
2012	1.000	17	22	0	0	22	0
Totals	1.000	18	22	0	0	22	0

MOORE'S CAREER BESTS

Hits: 3 (three times), last: September 23, 2012 vs. Pittsburgh

Home Runs: 1 (16 times), last: September 23, 2012 vs. Pittsburgh

Runs Batted In: 4, September 8, 2007 vs. Boston

Stolen Bases: 1 (three times), last: June 11, 2010 vs. New York (NL)

Hitting Streak: 9, June 28 to July 8, 2012

Hitless Streak (At Bats): 21, August 19 to 26, 2012


Grand Slams: 1, September 8, 2007 vs. Boston (Daisuke Matsuzaka).

Pinch-Hit Home Runs: 1, June 25, 2010 vs. Washington (Tyler Clippard).

Inside-The-Park Home Runs: None.

Game Ending Home Runs: None.

Lead Off Home Runs: None.

**FIRST BASEMAN****Height/Weight:** 6-0 / 210**Bats/Throws:** Left / Right**Birthdate:** September 16, 1983**Opening Day Age:** 29**Birthplace/Resides:** Monroe, Georgia / Loganville, Georgia**Major League Service:** 2 years, 160 days**Obtained:** Signed to a minor league contract, November 19, 2011**Contract Status:** First year of a one-year contract through 2013.**CAREER HIGHLIGHTS**

Spent parts of five seasons in the majors with Boston (2007-08), Pittsburgh (2008-10) and Philadelphia (2011) before having his breakthrough season with Oakland in 2012...hit .291 with 21 home runs and 52 RBI in 84 games with Oakland after batting .236 with 15 home runs and 78 RBI in 249 games over his first five seasons...made his Major League debut with the Red Sox in 2007 and appeared in 49 games with Boston over two seasons before he was traded to Pittsburgh in a three-team, six-player trade at the trading deadline in 2008 in which Manny Ramirez was sent to the Dodgers...led the International League with 96 RBI in 2010...was named team MVP at Pawtucket in 2007 after tying a club record with 41 doubles...named Boston' Minor League Player of the Year in 2004...also earned South Atlantic League MVP honors after hitting a league-leading .339 while driving in 101 runs.

2012 HIGHLIGHTS

The non-roster invitee joined the A's in June and went on to bat .291 with 21 home runs and 52 RBI in just 84 games...the home runs tied for third most in American League history by a player with fewer than 90 games played...is one of just three players in Athletics history to hit 20 home runs in fewer than 100 games, joining Jose Canseco (22 in 97 games, 1992) and Woodie Held (20 in 92 games, 1957)...the home runs were a career-high as he had just 15 home runs in 249 games entering the season...also had career-highs in RBI and strikeouts (90)...added 18 doubles as more than half of his hits were for extra bases (39 of 77, 50.6%)...slugged a career-high .596, which was fourth best in the majors among players with 250 or more plate appearances...also had a career-best .358 on-base percentage...batted .290 (60-for-207) with 19 of his 21 home runs and 44 of his 52 RBI against right-handed pitchers compared to .293 (17-for-58) against left-handers...had a .643 slugging percentage against righties compared to .431 against lefties...has hit 32 of his 36 career home runs off right-handers...made just 11 of his 68 starts against left-handers...was 5-for-10 (.500) with a home run, four RBI and four walks as a pinch hitter...tied for third among AL pinch hitters in hits and walks...based on a minimum of 10 plate appearances, he had the best batting average and on-base percentage (.600) in the AL among pinch-hitters and ranked second in slugging (.800)...hit .254 with the bases empty compared to .331 with runners on base...hit an AL leading .545 (18-for-33) when putting the first pitch in play...hit 15 of his 21 home runs at night...10 came in 26 games before the All-Star Break...hit 11 in 58 games after the break...15 came as a first baseman, which were the most by an A's first baseman since Jason Giambi had 32 in 2001...hit six home runs in interleague play, which tied for fifth in the majors and matched the Oakland interleague record set by Miguel Tejada in 2000...started 51 games at first base, which tied for the team lead...also started 10 games in right field, five in left field and two at designated hitter...committed eight errors in 55 games overall as a first baseman, which was third most among AL first basemen...his .9818 fielding percentage was second lowest in Oakland history by an A's first baseman with 50 or more games...Jeff Newman had a mark of .9816 in 1980.

**MOST HOME RUNS,
AMERICAN LEAGUE
HISTORY, FEWER THAN
90 GAMES**

- 28 Ted Williams, BOS 1950 (89)
- 24 Juan Gonzalez, TEX 2003 (82)
- 21 Brandon Moss, OAK 2012 (84)**
- 21 Kevin Maas, NYY 1990 (79)
- 20 John Jaha, MIL 1995 (88)
- 20 Mike Napoli, LAA 2008 (78)

Number in parentheses is games played

OAKLAND: Was selected from Sacramento June 6 and started at first base that day against Texas...it was his first start at first base since June 24, 2008...had just two career appearances at first entering the

season... homered June 7 against Texas, his first since Sept. 2, 2009 at Cincinnati... it snapped a career-high 49-game homerless streak... had his first career two-homer game June 12 at Colorado... homered in all three games of the Colorado series June 12-14 and had four home runs total... is the first Athletic to hit four home runs in a three-game series since Geronimo Berroa against Minnesota, Aug. 12-14, 1996... also homered June 15 against San Diego, giving him a home run in four consecutive games... it was the 20th time in Oakland history a player homered in at least four straight games... that gave him six home runs to become the second player in Athletics history to hit six home runs in his first nine games with the club (Jack Cust, 2007)... was named American League Player of the Week for the week of June 11-17... batted .348 with three doubles, five home runs, 10 RBI and seven runs scored in six games... it was his first Player of the Week award... committed three errors in the sixth inning June 23 against San Francisco, tying the Major League record for most errors by a first baseman in an inning... it was the seventh time, the first since Jack Clark did it for St. Louis May 25, 1987... since 1984, the only other Athletic to commit three errors in an inning is Kurt Abbott May 10, 1998 vs. Chicago at shortstop... the three errors set an Oakland record for errors in a game by a first baseman... is the first Athletics first baseman to commit three errors in a game since Lou Limmer Aug. 19, 1954 vs. New York... tied for eighth in the AL with seven home runs in June... hit his 10th home run in his 24th game July 4 at Boston... in Athletics history, only Dave Kingman reached 10 home runs in fewer than his first 24 games with the club (19 in 1984)... was batting .282 with 10 home runs and 18 RBI over his first 24 games through July 4... then went 11-for-66 (.167) with two home runs and six RBI over his next 25 games from July 6 to Aug. 14... had the game-ending single in the bottom of the ninth inning July 20 against New York... was batting .230 with 20 runs, seven doubles, 12 home runs and 25 RBI over his first 51 games through Aug. 16... then went 42-for-113 (.372) with 28 runs, 11 doubles, nine home runs and 27 RBI over his final 33 games... had career highs Aug. 31 against Boston with four hits and four runs scored and matched his career-high with two doubles... also drove in four runs to become the 12th player in Oakland history with at least four hits, four RBI and four runs scored in a game... went 11-for-15 (.733) with three doubles, three home runs, nine RBI and seven runs scored in five games against Boston... homered in consecutive games Sept. 10 and 11 at Los Angeles to cap a 12-game stretch that began Aug. 19 where he had six home runs and 13 RBI... had a career-high eight-game hitting streak from Sept. 20-27 and batted .414 (12-for-29) with 10 runs, five doubles, two home runs, three RBI and six walks during the streak... hit his second career pinch-hit home run Sept. 21 at New York, a game-tying shot in the ninth inning of the A's 2-1, 10-inning loss... had a career-high five RBI Sept. 29 against Seattle, including his second career game-ending home run in the bottom of the 10th inning... it was his fourth career "walk-off" hit... started all five games of the ALDS against Detroit at first base and went 2-for-15 (.133).

SACRAMENTO: Batted .286 with 15 home runs and 33 RBI in 51 games with Sacramento... was tied for second in the Pacific Coast League and tied for sixth in all of Minor League Baseball in home runs at the time of his promotion to Oakland June 6... had a .582 slugging percentage... batted .311 (37-for-119) with 12 of his 15 home runs against right-handed pitching compared to .247 (19-for-77) against left-handers... hit .361 with 11 of his 15 home runs on the road compared to .212 at home... batted .333 in April, .263 in May and .227 in June... had seven home runs in 11 games during the day compared to eight home runs in 40 games at night... had a .154 average with runners in scoring position and two outs... appeared in 14 games in left field, 13 at first base and 10 in right field... also hit .302 with two home runs and seven RBI in 14 games at designated hitter... saw his most action with 34 games batting clean-up... went 2-for-5 in his first game April 5 at Las Vegas and hit safely in each of his first 17 road contests (30-for-73, .411)... had a season-high 11-game hitting streak from April 14 to 27 (16-for-45, .356) and reached base safely via hit or walk in 23 consecutive games from April 14 to May 10... hit .311 with a .370 on-base percentage during the reaching base streak... had his first of three two-homer games April 22 at Reno... also went deep twice May 21 at Round Rock and June 3 at Tacoma... had three hits against Reno and Round Rock, which were a season-high... went 2-for-5 May 23 at Round Rock to boost his average to .318... then went 6-for-39 (.154) over his final 11 games... five of the hits were home runs.

CAREER

2011—Spent the entire season at Triple-A Lehigh Valley, batting .275 with 23 home runs and 80 RBI in 124 games... ranked fourth in the International League in extra base hits (55), fifth in home runs, sixth in RBI and seventh in walks (62)... the home runs were minor league career-high as were his 62 walks... had a .368 on-base percentage... led the Iron Pigs in hits (120), doubles (31), home runs, RBI, walks, slugging percentage (.509), multiple-hit games (35) and strikeouts (127)... was selected by Philadelphia

Sept. 17 and went 0-for-6 with two strikeouts in five games...was 0-for-4 as a pinch hitter...appeared in one game on defense Sept. 20 in the first game of a doubleheader against Washington...pinch ran, remained in the game in right field and went 0-for-2...with Lehigh Valley, hit .278 with 19 of his 23 home runs against right-handed pitching...batted .269 against left-handers...had a .326 batting average at home, compared to .222 on the road...his average improved to .288 with runners in scoring position... however, he hit .200 with RISP and two outs...clubbed 14 of his 23 home runs in the sixth inning or later...appeared in 71 games in left field, two in center field and 43 in right field...ranked third among IL outfielders in assists (15)...also hit .364 in nine games at designated hitter and was 2-for-3 (.667) with two RBI as a pinch hitter...saw most of his playing time hitting clean-up where he appeared in 87 games...was the Opening Day starter at designated hitter April 7 against Scranton/Wilkes-Barre and went 3-for-4...the three hits were a season-high...batted .364 over his first 11 games but then went 4-for-37 (.108) over his next 13 contests from April 20 to May 2...set a Lehigh Valley record with a professional-high seven RBI May 5 at Columbus...had a grand slam in the fifth inning and a three-run home run in the ninth inning for his first of two two-homer games...hit .295 in the month of June, his best single month average...added six home runs and then hit seven round-trippers in July...had his second two-homer game of the season July 15 against Syracuse...had five straight two-hit games Aug. 13 to 18 (10-for-20, .500)...on Sept. 9 against Pawtucket, he tied the game with a home run in the second inning, had a go-ahead RBI double in the third and the game-winning RBI single in the 10th...hit .385 (10-for-26) with four home runs, eight RBI and four runs scored in seven postseason games...had the game-winning RBI in two of the IronPigs' four wins.

2010—Spent the season with Triple-A Indianapolis before he was promoted to Pittsburgh in September...led the International League in RBI (96), the first Indianapolis player to do so since 1978 (Champ Summers), when the Indians played in the American Association...also tied for third in total bases (235), ranked fifth in at bats (500), tied for fifth in home runs (22), tied for sixth in doubles (32), tied for seventh in runs (73) and tied for 10th in hits (133)...made 77 appearances in right field, 17 in left field and 11 in center field...homered in back-to-back games twice: June 23-24 and June 26-27...had two home runs and six RBI, July 23 against Charlotte...collected 31 RBI in 28 games in July, including 18 RBI in his final nine games of the month...had his contract selected by the Pirates Sept. 7 and made three starts, all in right field...Pittsburgh went 3-0 in his starts...hit .154 in 17 games overall with the Pirates.

2009—Spent his first full season in the majors...was Pittsburgh's Opening Day right fielder...made 79 appearances (76 starts) in right field and 21 appearances (19 starts) in left field...had nine outfield assists...went 9-for-34 (.265) with a home run and five RBI as a pinch hitter...hit his first career pinch home run Aug. 26 against Philadelphia (Ryan Madson)...it was Pittsburgh's only pinch homer of the season...matched his career-high with two outfield assists, May 3 against Cincinnati...posted five consecutive multi-hit games from May 12 to 17 (11-for-19, .579)...raised his batting average from .174 to .269 over a 10-game span from May 12 to 22...belted his first career walk-off home run off Mitch Stetter, July 22 against Milwaukee...it was his only home run off a left-handed pitcher all year...it was the second of his career...hit .323 with three home runs and 10 RBI in 18 games while batting seventh in the lineup.

2008—Combined to hit .246 with eight home runs and 34 RBI in 79 games between Boston and Pittsburgh...made the Red Sox' Opening Day roster...slugged his first Major League home run, a game-tying, solo shot in the ninth inning off Huston Street on Opening Day, March 25 against Oakland in Tokyo, Japan...became the first player in Red Sox history to homer in a regular season game outside the United States or Canada...was optioned to Triple-A Pawtucket March 26...made a total of 36 appearances at first base, five in right field and three as the designated hitter for Pawtucket...hit seven of his eight home runs off right-handed pitchers...had a season-high five RBI, April 18 at Indianapolis...was recalled by Boston April 26...was placed on the 15-day disabled list May 5 retroactive to May 3 following an appendectomy...began a rehab assignment with Pawtucket May 22...was reinstated from the DL and optioned back to Pawtucket May 23...belted three home runs May 31 at Durham...was named International League Player of the Week, May 26-June 2...recalled by Boston June 6 and optioned back to Pawtucket July 24...hit two home runs July 27 at Toledo...acquired by Pittsburgh as part of a three-team trade July 31...set a career high with two outfield assists, Sept. 17 against Los Angeles (NL)...missed the final six games of the season due to cartilage being separated from the bones in his left knee...had a diagnostic arthroscope performed on the knee Oct. 3 in Vail, Colorado (Dr. Steadman).

2007—Played for Pawtucket where he was named team MVP and an International League Midseason All-Star...led the IL in doubles (41) and extra-base hits (59)...led Pawtucket in home runs (16) and RBI (78)...tied a Pawtucket club record with 41 doubles, which was also accomplished by Wade Boggs in 1981...made 122 appearances in the outfield and five at first base...batted .300 with runners in scoring position...was recalled by Boston Aug. 6 and made his Major League debut that night at Los Angeles (AL) in left field as a defensive replacement after Manny Ramirez was ejected from the game...went 0-for-2 with a walk and a strikeout...singled for his first ML hit, Aug. 8 at Los Angeles (AL) off Scot Shields...was optioned back to Pawtucket Aug. 8 and recalled a second time Sept. 1...collected his first career RBI, Sept. 26 against Oakland.

2006—Spent the entire season with Double-A Portland and led the Eastern League in doubles (36)...also ranked second in RBI (83), tied for fifth in runs (76) and 10th in batting (.285)...named Boston's Minor League Offensive Player of the Month for June after batting .352 with five home runs and 22 RBI...won EL Player of the Week honors, June 19-25 after hitting .478 with four doubles and a triple...named MVP of the EL playoffs...hit .361 with five home runs and 10 RBI...played for the Aguilas Cibaeñas of the Dominican Winter League, batting .327 with three home runs and 10 RBI in 14 games.

2005—Was named to the Eastern League Midseason All-Star team in his first season with Portland...finished second in the league in runs (87)...earned Boston's Quality Plate Appearances Award and Defensive Player of the Month Award for May...batted .286 (10-for-35) with three doubles, two home runs and three RBI in nine postseason games...played for the Peoria Saguaros of the Arizona Fall League following the season, hitting .236 with two home runs and five RBI in 22 games.

2004—Named Boston' Minor League Player of the Year after batting a combined .353 with 15 home runs, 111 RBI and 21 stolen bases in 132 games between Single-A Augusta and Single-A Sarasota...won South Atlantic League MVP honors while playing for Augusta after leading the league in average (.339) and tying for fourth in RBI (101)...selected to both the SAL Midseason and Postseason All-Star teams while being named the MVP of the midseason game...reached base safely in 29 straight games, April 18 to May 20, which began with a 16-game hitting streak...had another 16-game hit streak from June 25 to July 14...was promoted to Sarasota Aug. 10...selected as Boston's Minor League Player of the Month for both May (.363, 26 RBI) and July (.344, 27 RBI)...also earned the SAL Topps Player of the Month Award for July.

2003—Spent his first full season as an outfielder with Single-A Lowell...homered four times in a five-game span, July 2-6.

2002—Began his pro career with Red Sox affiliate in the Gulf Coast Rookie League...made 31 appearances at second base and one at third base.

PERSONAL/MISCELLANEOUS

Brandon Douglas Moss was originally signed by Boston scout Rob English...married, wife's name is Allison...has two sons, Jayden (10/28/09) and Brody (4/16/13)...is a 2002 graduate of Loganville (GA) High School where he played baseball and football...was a teammate of Jeff Francoeur, Brian McCann and Matt Capps while playing for Team Georgia in the 2001 Sun Belt Classic in Oklahoma.

LIFETIME PLAYING RECORD

Year	Club	AVG	G	AB	R	H	2B	3B	HR	RBI	SH	SF	HP	BB	SO	SB	CS	SLG	OBP	E
2002	GCL Red Sox	.204	42	113	10	23	6	2	0	6	1	1	2	13	40	1	2	.292	.295	2
2003	Lowell	.237	65	228	29	54	15	4	7	34	0	5	4	15	53	7	5	.430	.290	3
2004	Augusta	.339	109	433	66	147	25	6	13	101	0	7	4	46	75	19	8	.515	.402	8
	Sarasota	.422	23	83	16	35	2	1	2	10	0	1	0	7	15	2	0	.542	.462	0
2005	Portland	.268	135	503	87	135	31	4	16	61	1	8	3	53	129	6	3	.441	.337	8
2006	Portland	.285	133	508	76	145	36	3	12	83	2	4	3	56	108	8	5	.439	.357	4
2007	Pawtucket	.282	133	493	66	139	41	2	16	78	0	2	3	61	148	3	5	.471	.363	2
	BOSTON	.280	15	25	6	7	2	1	0	1	0	0	0	4	6	0	0	.440	.379	0
2008	BOSTON	.295	34	78	7	23	5	1	2	11	0	2	0	6	25	1	1	.462	.337	0
	Pawtucket	.282	43	163	29	46	8	4	8	30	0	2	1	16	47	2	0	.528	.346	3
	PITTSBURGH	.222	45	158	12	35	10	2	6	23	0	3	1	15	45	0	1	.424	.288	1
2009	PITTSBURGH	.236	133	385	47	91	20	4	7	41	0	1	4	34	84	1	5	.364	.304	2
2010	Indianapolis	.266	136	500	73	133	32	2	22	96	4	3	7	42	118	12	7	.470	.330	2
	PITTSBURGH	.154	17	26	2	4	1	0	0	2	0	0	0	1	6	0	0	.192	.185	0
2011	Lehigh Valley	.275	124	436	66	120	31	1	23	80	0	4	4	62	127	4	6	.509	.368	5
	PHILADELPHIA	.000	5	6	0	0	0	0	0	0	0	0	0	2	0	0	0	.000	.000	0
2012	Sacramento	.286	51	196	32	56	11	1	15	33	0	1	5	22	40	4	0	.582	.371	3
	OAKLAND	.291	84	265	48	77	18	0	21	52	0	2	3	26	90	1	1	.596	.358	9
AL Totals		.291	133	368	61	107	25	2	23	64	0	4	3	36	121	2	2	.557	.355	9
NL Totals		.226	200	575	61	130	31	6	13	66	0	4	5	50	137	1	6	.369	.292	3
ML Totals		.251	333	943	122	237	56	8	36	130	0	8	8	86	258	3	8	.442	.317	12

CAREER TRANSACTIONS

2002 — Selected by the Boston Red Sox organization in the eighth round of the First-Year Player Draft. **2008** — On disabled list, May 3 to 22; included rehabilitation assignment to Pawtucket, May 22. Traded to the Pittsburgh Pirates with pitcher Craig Hansen for outfielder Jason Bay as part of a three-team trade in which Boston sent Manny Ramirez to the Los Angeles Dodgers and the Pirates acquired pitcher Bryan Morris and infielder Andy LaRoche from the Dodgers, July 31. **2010** — Elected free agency, November 5; signed by the Philadelphia Phillies to a minor league contract, November 22. **2011** — Elected free agency, October 18; signed by the Oakland Athletics to a minor league contract, November 19.

DIVISION SERIES RECORD

Year	Club/Opp	AVG.	G	AB	R	H	2B	3B	HR	RBI	SH	SF	HP	BB	SO	SB	CS	SLG	OBP	E
2012	OAK vs. DET	.133	5	15	0	2	0	0	0	0	0	0	1	2	7	0	0	.133	.278	0

VS. THE AMERICAN LEAGUE

2012	CAREER									
AVG.	AB	H	HR	RBI	vs. TEAM	AVG.	AB	H	HR	RBI
.200	5	1	0	0	Baltimore	.353	17	6	0	1
.733	15	11	3	9	Boston	.733	15	11	3	9
.333	3	1	1	2	Chicago	.273	11	3	1	2
.300	20	6	2	4	Cleveland	.333	27	9	2	6
.333	12	4	0	2	Detroit	.250	16	4	0	2
.182	11	2	0	1	Kansas City	.125	16	2	0	1
.276	29	8	3	5	Los Angeles	.250	36	9	3	5
.333	3	1	1	1	Minnesota	.400	15	6	1	3
.348	23	8	1	2	New York	.348	23	8	1	2
—	0	0	0	0	Oakland	.333	9	3	1	3
.194	31	6	1	6	Seattle	.200	40	8	1	6
.091	11	1	0	1	Tampa Bay	.355	31	11	1	3
.333	42	14	3	7	Texas	.333	42	14	3	7
.222	9	2	0	1	Toronto	.182	22	4	0	1

VS. THE NATIONAL LEAGUE

2012	CAREER									
AVG.	AB	H	HR	RBI	vs. TEAM	AVG.	AB	H	HR	RBI
.143	7	1	0	0	Arizona	.157	51	8	0	6
—	0	0	0	0	Atlanta	.158	19	3	0	1
—	0	0	0	0	Chicago	.254	59	15	2	8
—	0	0	0	0	Cincinnati	.169	71	12	3	5
.462	13	6	4	8	Colorado	.485	33	16	4	11
—	0	0	0	0	Houston	.180	61	11	0	5
.300	10	3	1	1	Los Angeles	.171	41	7	1	4
—	0	0	0	0	Miami	.182	22	4	1	3
—	0	0	0	0	Milwaukee	.240	50	12	3	6
—	0	0	0	0	New York	.114	35	4	0	1
—	0	0	0	0	Philadelphia	.304	23	7	2	5
—	0	0	0	0	Pittsburgh	—	0	0	0	0
—	0	0	0	0	St. Louis	.290	69	20	1	10
.200	10	2	1	2	San Diego	.276	29	8	1	5
.000	11	0	0	0	San Francisco	.111	36	4	1	4
—	0	0	0	0	Washington	.333	24	8	0	5

MONTHLY BREAKDOWN

2012	CAREER									
AVG.	AB	H	HR	RBI	by MONTH	AVG.	AB	H	HR	RBI
—	0	0	0	0	March	.250	8	2	1	2
—	0	0	0	0	April	.215	65	14	0	1
—	0	0	0	0	May	.303	89	27	2	12
.224	67	15	7	12	June	.244	160	39	7	24
.269	52	14	4	9	July	.260	127	33	8	20
.274	62	17	4	13	August	.241	216	52	10	26
.355	76	27	6	14	September	.247	259	64	8	40
.500	8	4	0	4	October	.316	19	6	0	5

BATTING BREAKDOWN

2012	CAREER									
AVG.	AB	H	HR	RBI	by CATEGORY	AVG.	AB	H	HR	RBI
.273	139	38	9	27	Home	.256	476	122	17	69
.310	126	39	12	25	Road	.246	467	115	19	61
.270	100	27	6	18	Day	.221	335	74	10	31
.303	165	50	15	34	Night	.268	608	163	26	99
.253	87	22	10	18	Pre-ASG	.262	385	101	15	52
.309	178	55	11	34	Post-ASG	.244	558	136	21	78
.293	58	17	2	8	vs. LHP	.261	180	47	4	26
.290	207	60	19	44	vs. RHP	.249	763	190	32	104
.289	76	22	5	29	RISP	.265	249	66	5	86
.154	13	2	0	3	Bases Loaded	.182	33	6	0	13
.500	10	5	1	4	Pinch Hitter	.239	71	17	2	11
.250	8	2	1	2	Designated Hitter	.250	8	2	1	2

BALLPARK BREAKDOWN

	AVG.	AB	H	HR	RBI
AT&T Park	.111	18	2	0	3
Angel Stadium	.238	21	5	2	3
Ballpark in Arlington	.364	22	8	2	2
Busch Stadium	.217	23	5	0	0
Camden Yards	.333	6	2	0	0
Chase Field	.226	31	7	0	4
Citi Field	.000	13	0	0	0
Citizens Bank Park	.192	26	5	1	4
Comerica Park	.333	12	4	0	2
Coors Field	.462	26	12	4	11
Dodger Stadium	.111	9	1	0	0
Fenway Park	.279	61	17	1	7
Great American Ball Park	.216	37	8	2	2
Kauffman Stadium	.182	11	2	0	1
Metrodome	.667	3	2	0	0
Miller Park	.231	26	6	1	2
Minute Maid Park	.147	34	5	0	2
Nationals Park	.455	11	5	0	4
O.co Coliseum	.273	139	38	9	27
PETCO Park	.200	10	2	0	1
PNC Park	.247	271	67	7	35
Progressive Field	.222	9	2	1	3
Rogers Centre	.167	6	1	0	1
Safeco Field	.182	11	2	0	0
Shea Stadium	.000	4	0	0	0
Sun Life Stadium	.250	16	4	1	3
Target Field	.333	3	1	1	1
Tokyo Dome	.250	8	2	1	2
Tropicana Field	.500	16	8	0	2
Turner Field	.000	10	0	0	0
U.S. Cellular Field	.273	11	3	1	2
Wrigley Field	.207	29	6	1	5
Yankee Stadium	.500	10	5	1	1

FIELDING STATISTICS

First Base

YEAR	PCT.	G	PO	A	E	TC	DP
2008	1.000	2	10	0	0	10	1
2012	.982	55	407	24	8	439	38
Totals	.982	57	417	24	8	449	39

Outfield

YEAR	PCT.	G	PO	A	E	TC	DP
2007	1.000	15	12	1	0	13	0
2008	.992	65	118	8	1	127	2
2009	.991	99	217	9	2	228	4
2010	1.000	7	5	0	0	5	0
2011	1.000	1	2	0	0	2	0
2012	.974	23	35	2	1	38	0
Totals	.990	210	389	20	4	413	6

MOSS' CAREER BESTS

Hits: 4, August 31, 2012 vs. Boston

Home Runs: 2, June 12, 2012 at Colorado

Runs Batted In: 5, September 29, 2012 vs. Seattle

Stolen Bases: 1 (three times), last: September 30, 2012 vs. Seattle

Hitting Streak: 8, September 20 to 27, 2012

Hitless Streak (At Bats): 17, September 10 to 29, 2010

Grand Slams: None.

Pinch-Hit Home Runs: 2, September 21, 2012 at New York (Rafael Soriano); August 26, 2009 vs. Philadelphia (Ryan Madson).

Inside-The-Park Home Runs: None.

Game Ending Home Runs: 2, September 29, 2012 vs. Seattle (Stephen Pryor); July 22, 2009 vs. Milwaukee (Mitch Stetter).

Lead Off Home Runs: None.

**INFIELDER****Height/Weight:** 5-11 / 198**Bats/Throws:** Right / Right**Birthdate:** July 31, 1982**Opening Day Age:** 30**Birthplace/Resides:** Itami, Hyogo, Japan / Tokyo, Japan**Major League Service:** None**Obtained:** Signed as a free agent, December 18, 2012**Contract Status:** First year of a two-year contract through 2014 with a club option for 2015.**CAREER HIGHLIGHTS**

Spent 11 seasons playing for Seibu in Japan...hit .302 with 162 home runs and 738 RBI in 1225 career games...the batting average ranks 19th all-time in the history of the Japanese Leagues (min. 4000 at bats)...is also tied for 15th in hit by pitches (108)...walked 415 times for a .371 on-base percentage...stole 141 bases...was an eight-time Nippon Professional Baseball All-Star (2004, 2006-12)...was a four-time Best Nine Award winner at shortstop (2008-09, 11-12) and a three-time Gold Glove winner (2008, 11-12)...hit .300 six times, including five straight seasons from 2006-2010...also had four 20-homer seasons, topped 90 RBI four times and stole at least 20 bases three times...played for Japan Series Champions in 2004 and 2008...played for Japan in the 2008 Olympics and 2009 World Baseball Classic.

2012 HIGHLIGHTS

Batted .311 with 13 home runs and 74 RBI in 136 games in his final season in Japan...was honored with the Best Nine Award at shortstop for the second consecutive season and fourth time in his career...also won his second consecutive Gold Glove, his third overall...ranked second in Pacific League in batting (.311) and on-base percentage (.382), tied for second in hits (155), tied for third in sacrifice flies (6), fourth in slugging (.451) and total bases (225), tied for fourth in intentional walks (3) and hit by pitches (9), fifth in runs (69), doubles (29) and RBI (74), sixth in home runs (13) and tied for eighth in walks (52)...named to the All-Star team for the seventh consecutive season and eighth time overall...went 1-for-7 (.143) in the three games, starting all three contests...went 2-for-10 (.200) with a walk and RBI in three postseason games as the Lions lost in the first round of the playoffs to Fukuoka.

**ATHLETICS
JAPANESE
PLAYERS**

Keichi Yabu (2005)
Aki Iwamura (2010)
Hideki Matsui (2011)

CAREER

2011—Won his third Best Nine Award at shortstop after hitting .297 with 16 home runs and 100 RBI in 144 games for Seibu...the RBI were a career-high and ranked second in the Pacific League...also led the PL in sacrifice flies (11), tied for the lead in games played (144), ranked third in hits (168) and total bases (245), fourth in at bats (566), fifth in runs (82) and slugging (.433), tied for fifth in hit by pitches (12), sixth in batting, tied for sixth in home runs, eighth in doubles (27) and ninth in walks (44) and on-base percentage (.354)...also had a career high in at bats and matched his high in games played and sacrifice flies...won his second Gold Glove Award...was a member of the PL All-Star team...went 1-for-6 (.167) in the three games, including a start in the second game...went 4-for-20 (.200) with two walks in five postseason games for Seibu...the Lions swept a best-of-three series from Nippon-Ham before being swept by Softbank in the best-of-five Pacific League finals.

2010—Hit .314 with 20 home runs and 93 RBI in 130 games for Seibu...added a career-high 33 doubles for a .511 slugging percentage...also established a career-high in sacrifice flies (11) and matched his best in hit by pitches (13)...led the Pacific League in sacrifice flies, ranked second in hit by pitches, fourth in slugging, tied for fourth in RBI, sixth in total bases (257), tied for sixth in doubles, eighth in on-base percentage (.385), ninth in batting (.314) and home runs, 10th in runs (80) and stolen bases (15) and tied for 10th in triples (3)...named to his fifth consecutive PL All-Star team and went 2-for-5 (.400) in two games, including a start in the first game...went 3-for-10 (.300) with two walks in Seibu's first round playoff loss to Chiba Lotte.

2009—Earned his second consecutive Best Nine Award after hitting .309 with 22 home runs and 92 RBI in 144 games...led the Pacific League in on-base percentage for the second consecutive season with a mark of .398...also led the league in runs (100) and hits (173), tied for the lead in games, ranked second in walks (75), tied for second in total bases (276), third in RBI, fourth in at bats (560), sixth in batting, tied for sixth in hit by pitches (10), seventh in strikeouts (113), tied for seventh in home runs, eighth in stolen bases (20) and ninth in slugging (.493) and doubles (31)...had career highs in games, runs, hits and walks...named to the PL All-Star team...went 2-for-5 (.400) with a RBI in the two games, including a start in the first game...played for Japan in the World Baseball Classic...batted .364 with four doubles and six RBI in seven games to lead the Japanese squad to the championship...added six walks for a .516 on-base percentage

2008—Enjoyed his best season as he batted .331 with 21 home runs and 81 RBI in 124 games to lead Seibu to the Japanese League Championship...posted career-highs in batting, slugging (.527), on-base percentage (.410) and stolen bases (25)...led the Pacific League in on-base percentage, ranked second in batting, fourth in stolen bases and hit by pitches (12), tied for fourth in doubles (32), fifth in slugging and hits (161), seventh in walks (55) and total bases (256), eighth in strikeouts (96), tied for eighth in home runs and ninth in RBI...earned his first Best Nine Award at shortstop...also won his first Gold Glove...went 1-for-5 (.200) in two All-Star games, including a start at third base in the first game...batted .304 (14-for-46) with four home runs, 11 RBI, two walks and three hit by pitches in 12 postseason games...went 4-for-5 with two home runs and three RBI in Seibu's 10-3 win in Game 1 of the Pacific League Championship Series against Nippon-Ham...hit .286 (6-for-21) with two home runs and six RBI in five games in the PLCS...then batted .320 (8-for-25) with two home runs and five RBI in seven games in the Nippon Series as the Lions defeated Yomiuri four games to three for the Championship...hit a solo home run off Koji Uehara in the sixth inning of Game 1 to break a 1-1 tie in a 2-1 victory...also homered in a 3-2 loss in Game 2...played for Japan in the Olympics in Beijing...batted .296 (8-for-27) with four doubles and five RBI for the Japanese squad that lost the Bronze Medal game to the United States.

2007—Batted .300 with 12 home runs and 74 RBI in 143 games for Seibu...had career highs in triples (5) and strikeouts (134) and matched his high in hit by pitches (13)...ranked fifth in the Pacific League in batting but had the third most strikeouts...also ranked third in hits (160), fourth in games and at bats (533), tied for fourth in triples and hit by pitches, tied for sixth in doubles (28), seventh in total bases (234) and ninth in runs (68) and RBI...named to his second consecutive All-Star team and went 1-for-4 with a run scored in the two games.

2006—Topped the .300 mark for the first time in his career as he ranked eighth in the Pacific League with a .306 batting average...established a career-high in hit by pitches (13)...named to his second All-Star team...went 3-for-6 (.500) in the two games, including a three-hit game in the second game.

2005—Hit .274 with 11 home runs and 60 RBI in 118 games in his second full season with Seibu.

2004—Hit a career-high 27 home runs and drove in 90 runs in his first full season with Seibu...added a .287 batting average and stole 18 bases in 133 games...was named to his first NPB All-Star Game for the Pacific League...went 2-for-7 (.286) in the two games, including a two-hit performance in the first game...helped Seibu win the Japanese League Championship in a four games to three victory over Chunichi.

2003—Batted .258 with four home runs and 11 RBI in 44 games with Seibu.

2002—Was called up by Seibu for the first time and went 1-for-7 (.143) in four games with the Lions.

PERSONAL/MISCELLANEOUS

Hiroyuki Nakajima...played for Japan in the 2008 Olympics and the 2009 World Baseball Classic.

LIFETIME PLAYING RECORD

Year	Club	AVG.	G	AB	R	H	2B	3B	HR	RBI	SH	SF	HP	BB	SO	SB	CS	SLG	OBP	E
2002	Seibu (Japan)	.143	4	7	0	1	0	0	0	0	0	0	0	0	2	0	0	.143	.143	-
2003	Seibu (Japan)	.258	44	89	12	23	3	1	4	11	0	0	4	5	22	1	2	.449	.327	-
2004	Seibu (Japan)	.287	133	502	70	144	22	3	27	90	3	4	11	39	108	18	2	.504	.349	-
2005	Seibu (Japan)	.274	118	405	56	111	21	2	11	60	3	3	11	22	67	11	3	.417	.327	-
2006	Seibu (Japan)	.306	105	412	76	126	22	1	16	63	0	4	13	30	66	14	4	.481	.368	-
2007	Seibu (Japan)	.300	143	533	68	160	28	5	12	74	1	5	13	41	134	9	4	.439	.361	-
2008	Seibu (Japan)	.331	124	486	75	161	32	0	21	81	0	3	12	55	96	25	5	.527	.410	-
2009	Seibu (Japan)	.309	144	560	100	173	31	3	22	92	0	3	10	75	113	20	12	.493	.398	-
2010	Seibu (Japan)	.314	130	503	80	158	33	3	20	93	0	11	13	52	97	15	5	.511	.385	-
2011	Seibu (Japan)	.297	144	566	82	168	27	1	16	100	0	11	12	44	93	21	2	.433	.354	-
2012	Seibu (Japan)	.311	136	499	69	155	29	1	13	74	1	6	9	52	76	7	6	.451	.382	-
Japan Totals		.302	1225	4562	688	1380	248	20	162	738	8	50	108	415	874	141	45	.472	.371	-

CAREER TRANSACTIONS

2012 — Signed by the Oakland Athletics as a free agent, December 18.

WORLD BASEBALL CLASSIC RECORD

Year	Club	AVG.	G	AB	R	H	2B	3B	HR	RBI	SH	SF	HP	BB	SO	SB	CS	SLG	OBP	E
2009	Japan	.364	7	22	4	8	4	0	0	6	3	1	2	6	5	1	0	.545	.516	0

OAKLAND ATHLETICS DOUBLEHEADERS

Team	Home W-L-S	Road W-L-S	Totals W-L-S	Last Doubleheader	Result
Baltimore	5-1-0	3-3-6	8-4-6	September 23, 1999 at Baltimore	W, 9-6; L, 4-12
Boston	1-1-2	0-1-1	1-2-3	August 20, 1997 at Oakland	L, 5-7; L, 4-5 (13)
Chicago	6-6-4	5-6-5	11-12-9	June 12, 1983 at Oakland	L, 10-12 (11); L, 1-8
Cleveland	2-0-5	4-5-6	6-5-11	September 14, 1996 at Cleveland	L, 2-9; L, 8-9
Detroit	3-0-3	1-1-5	4-1-8	August 22, 1998 at Oakland	W, 7-2; W, 7-1
Kansas City	4-1-7	3-5-4	7-6-11	September 4, 2008 at Kansas City	L, 4-5 (10); L, 6-9
Los Angeles (AL)	4-0-7	1-1-2	5-1-9	July 16, 2011 at Oakland	L, 2-4; W, 4-3 (10)
Milwaukee	2-0-4	3-1-4	5-1-8	August 10, 1997 at Oakland	W, 4-3; L, 5-9
Minnesota	4-4-3	3-10-10	7-14-13	May 26, 2001 at Minnesota	W, 5-4 (10); L, 6-7 (10)
New York	0-3-1	2-0-7	2-3-8	August 4, 1998 at Oakland	L, 4-10; L, 5-10
Philadelphia	0-0-0	0-1-0	0-1-0	June 8, 2003 at Philadelphia	L, 1-7; L, 3-8
Seattle	2-0-4	0-0-0	2-0-4	August 3, 1984 at Oakland	W, 5-3; W, 11-7
Texas	2-3-9	2-3-5	4-6-14	May 29, 2009 at Texas	L, 3-6; L, 2-5
Toronto	1-0-2	1-1-1	2-1-3	July 8, 1995 at Oakland	L, 6-9; W, 6-3
Totals	36-19-51	28-38-56	64-57-107		

**RIGHT-HANDED PITCHER****Height/Weight:** 6-3 / 210**Bats/Throws:** Switch / Right**Birthdate:** September 4, 1980**Opening Day Age:** 32**Birthplace/Resides:** Madison, Wisconsin / Melbourne Beach, Florida**Major League Service:** 4 years, 159 days**Obtained:** Acquired from the Baltimore Orioles for cash considerations, August 3, 2012**Contract Status:** First year of a one-year contract through 2013.**CAREER HIGHLIGHTS**

Has spent parts of six seasons in the Major Leagues with Minnesota (2006-08, 10), San Diego (2011) and Oakland (2012)...is 14-8 with a 3.00 ERA in 181 relief appearances...has 187 strikeouts in 174.0 innings, an average of 9.67 strikeouts per nine innings...missed the entire 2009 season recovering from "Tommy John" surgery on his right elbow...was one of five players on the Final Vote Ballot for the 2007 All-Star Game...selected to Triple-A All-Star Game in 2006 but did not play as he was recalled by the Twins and made Major League debut July 7...named to the Topps' Triple-A All-Star Team as the top relief pitcher in 2006...was also ranked as the best reliever in the International League and a Triple-A All-Star by *Baseball America* that year...led Twins minor leaguers with 24 saves in 2005...named to the Midwest League All-Star team in 2003.

2012 HIGHLIGHTS

Was acquired from the Baltimore Orioles organization Aug. 3 for cash considerations after going 3-2 with 11 saves and a 2.66 ERA in 35 appearances at Triple-A Norfolk...then went 2-1 with a 1.37 ERA and .147 opponents batting average in 24 appearances with the A's...the ERA and opponents batting average were the lowest marks of his career...as was his .221 opponents on-base percentage and .309 slugging percentage...allowed a .094 (5-for-53) batting average against right-handed hitters compared to .333 (5-for-15) against left-handers...surrendered two of his three home runs to lefties for a .733 slugging percentage...righties slugged .189...opponents were 1-for-15 (.067) with runners in scoring position, including 0-for-8 with RISP and two outs...has allowed a .166 (26-for-157) average with RISP in his career...first batters faced were 3-for-18 (.167) with three walks, a hit by pitch and two sacrifice flies...they are batting .147 (23-for-156) with a .229 on-base percentage in his career...allowed 5-of-17 (29.4%) inherited runners to score...was charged with two blown saves...opponents were 2-for-26 (.077) with two outs but both of the hits were home runs...did not allow a run (10.2 ip) and had a .061 opponents batting average in 11 appearances in Oakland...had a 3.00 ERA and .229 opponents average in 13 road games...has not allowed a run in 13 career appearances in the O.co Coliseum (13.0 ip)...did not commit an error in 24 games and has no errors in 181 career appearances (22 total chances).

OAKLAND: Made his A's debut Aug. 3 against Toronto, striking out a season-high three batters in 1.1 innings...did not allow a run over his first four appearances (3.2 ip), including Aug. 8 against Los Angeles (AL) when he tossed 0.1 innings for his first win...was tagged with the loss Aug. 10 at Chicago (AL) after allowing a run in 0.2 innings...then did not allow a run in each of his next 14 appearances from Aug. 15 to Sept. 20 for a 12.0-inning scoreless streak...held the opposition to a .167 batting average over that stretch...had stranded 11-of-12 inherited runners before allowing all four of his inherited runners to score in back-to-back games Sept. 22 at New York and Sept. 24 at Texas...was charged with the blown save in both contests...entered the game in the 13th inning at New York with the A's leading 9-5 and the bases loaded...allowed a wild pitch and a sacrifice fly to make the score 9-7 and then surrendered a two-run home run to Ibanez...entered the game in the seventh inning at Texas with a 4-2 lead, two outs and a runner on first and allowed a home run to the first batter he faced, Beltre...made one appearance in the ALDS against the Tigers, retiring the final two batters of the seventh inning of Game 1 at Detroit (1 so).

NORFOLK: Led Norfolk in saves and converted 11-of-14 (78.6%) save opportunities...allowed just one home run in 44.0 innings...walked seven, an average of 1.43 per nine innings...struck out 49 for a strikeout-to-walk ratio of 7.0...yielded a .251 opponents batting average, including .202 (20-for-99)

against right-handed hitters compared to .324 (22-for-68) against left-handers...issued six of his seven walks to lefties...opponents batted .176 when leading off an inning...allowed a .212 average with the bases empty compared to .340 with runners in scoring position...was charged with all three of his blown saves and had a 3.76 ERA over his first 21 appearances through June 10...then converted each of his final nine save chances over his final 14 games while allowing a 1.02 ERA...had a 2.22 ERA and .214 opponents batting average in 20 appearances at home, a 3.45 ERA and .313 opponents average in 15 games on the road...allowed 7-of-21 (33.3%) inherited runners to score...did not allow a run over his first five games (6.0 ip) but then allowed at least one run in eight of his next 12 appearances from April 20 to May 29 (6.19 ERA)...tossed a season high 3.1 innings April 30 against Louisville but also had season-highs in runs (2) and hits (5) in that game...did not allow a run, converted all six of his save opportunities and stranded all seven of his inherited runners in 11 games in June (12.2 ip, 5 h, 1 bb, 18 so)...that started a 16-game, 19.0-inning scoreless streak that ran from June 2 to July 23...allowed just six hits over that span for a .097 batting average...walked just two batters and struck out 27...allowed a run in each of his final two outings, including his last appearance July 29 against Durham when he struck out a season-high four batters in 2.0 innings.

CAREER

2011—Was claimed off waivers by San Diego from Minnesota March 20 and made the Padres Opening Day roster...earned the win on Opening Day, March 31 at St. Louis, his first win since August 15, 2007 at Seattle...had four separate stints with San Diego in 2011...went 1-0 with a 2.16 ERA and a .203 opponents batting average over his first 16 outings from March 31-June 10...worked scoreless ball in 16 of his 25 outings for the Padres, including nine of 14 at home...posted a 3.46 ERA over 14 outings at home for San Diego...pitched to a 4.63 ERA in 11 outings on the road...was designated for assignment Sept. 1 and outrighted to Triple-A Tucson Sept. 6.

2010—Started the season on the Twins Opening Day roster for the third time in his career (missed 2009 with injury)...did not allow a run in his first five appearances (4.1 innings)...tossed a season-high 2.0 innings pitched April 14 vs. Boston...was on the 15-day DL with inflammation in his right middle finger, April 29-June 4...returned from his rehab assignment at Single-A Ft. Myers and was optioned to Triple-A Rochester June 5...appeared in 30 games for the Red Wings, all in relief...posted a four-game win-streak, June 29-Aug. 3...recorded his only save of the season, Aug. 7 at Syracuse...did not allow a run in nine consecutive appearances (11.1 ip), July 27-Aug. 20...went 2-0 with a 5.21 ERA in 13 games before the All-Star Break and 3-1 with a save and a 2.66 ERA in 17 games after the break with Rochester...was recalled by the Twins, Sept. 6...had a season-high with three strikeouts, Sept. 25 at Detroit.

2009—Missed the entire season recovering from “Tommy John” surgery on his right elbow.

2008—Had a season-high three strikeouts, March 31 vs. Los Angeles (AL)...did not allow a run in seven appearances (6.0 ip), April 17-30...placed on the 15-day DL with an acute partial tear of the ulnar collateral ligament in his right elbow, May 9.

2007—Made the Twins Opening Day roster for the first time in career...had a career-high 16.1-inning scoreless streak, April 21-May 25...did not allow a run in 11 consecutive appearances (10.1 ip) from May 29-June 22...was one of five players on the Final Vote Ballot for the 2007 All-Star Game...did not allow a run in nine appearances (7.1 ip) from July 7-21...tied his season-high with a three-game winning streak from July 15-28...matched a season-high with three strikeouts, July 18 vs. Detroit...had a .183 opponents batting average against, including .181 (17-for-94) with three home runs against left-handers and .185 (27-for-146) with four home runs against right-handers...stranded 45 of 59 (76.3%) inherited runners and first batters faced were 8-for-62 (.129) with 22 strikeouts...tied for fifth in American League in games (74).

2006—Began the season at Triple-A Rochester...was 0-0 with a 0.00 ERA (9.1 ip) and three saves, April 6-21...did not allow a run in six appearances (11.1 ip) from April 29-May 12...selected to the Triple-A All-Star Game, July 12 at Toledo...recalled and made Major League debut July 7 at Texas, pitching 2.0 scoreless innings with one hit allowed...did not allow a run over his first five appearances (7.0 ip), July 7-23...recorded first ML win, July 30 against Detroit...did not allow a run in nine appearances (12.1 ip), striking out 19 and walking just one, from July 30-Aug. 23...went 4-0 with a 0.90 ERA and held opponents to a .181 average at the Metrodome...stranded 26 of 29 (89.7%) of inherited runners and

first batters faced were 4-for-31 (.129)...named to the Topps' Triple-A All-Star Team as the top relief pitcher...ranked as the best reliever in the International League and a Triple-A All-Star by *Baseball America*...was also ranked as the sixth-best prospect in the Twins' organization by the magazine entering the 2007 season.

2005—Did not allow a run in 14 of 15 appearances, going 2-0 with a 0.92 ERA and five saves from April 18-May 29...tied his season-high with five strikeouts, June 20 vs. Binghamton...did not allow a run in nine of 11 appearances, going 2-1 with a 2.12 ERA and four saves from June 24-July 20...tossed a season-high tying 3.0 innings, July 19 at Binghamton...averaged 10.4 strikeouts per nine innings...led Twins' minor leaguers in saves (24).

2004—Began the season at New Britain...did not allow a run in 10 appearances (11.0 ip), going 1-0 with one save from May 5-June 5...was 1-0 with a 0.00 ERA (7.2 ip) and one save in five appearances, June 17-July 1...had a season-high 4.0 innings and four strikeouts, July 5 vs. Trenton...transferred to Ft. Myers July 15...did not allow a run in 10 of 12 appearances, going 0-0 with a 1.32 ERA and nine saves from July 17-Aug. 20...led Ft. Myers in saves (10).

2003—Began the season at Quad Cities...did not allow an earned run in his first 13 appearances (14.1 ip), going 2-1 with five saves from April 5-May 4...was the Twins' Minor League Player of the Week, April 12-18...was also the Twins' Minor League Pitcher of the Month for April...had a season-high five strikeouts, June 12 at Peoria...named to the Midwest League All-Star team...promoted to Ft. Myers June 23...promoted to New Britain Aug. 12...was third among Twins' minor leaguers in saves...pitched for Grand Canyon in the Arizona Fall League.

2002—Was 0-0 with a 0.00 ERA (4.0 ip) and three saves over his first four appearances from June 26-July 4...did not allow an earned run in 15 consecutive appearances (19.2 ip) from July 11-Aug. 20...matched his season-high with four strikeouts Aug. 20 at Kingsport...led the club and tied for second in the Appalachian League in saves (15)...was fifth among Twins' minor leaguers in saves.

PERSONAL/MISCELLANEOUS

Patrick J. Neshek was originally signed by Twins scout Billy Milos...is married, Stephanie...graduated from Park Center (MN) High School in 1999 where he was named All-State as a senior...developed his sidearm delivery after an injury in high school...attended Butler University, where he set the single-game (18 vs. Detroit, April 15, 2001), single-season (118, 2001) and career (280) strikeout records...was a 2001 Cape Cod League All-Star.

LIFETIME PITCHING RECORD

Year	Club	W	L	ERA	G	GS	CG	SHO	SV	IP	H	R	ER	HR	HB	BB	IBB	SO	WP	BK
2002	Elizabethton	0	2	0.99	23	0	0	0	15	27.1	13	6	3	0	2	6	0	41	1	0
2003	Quad Cities	3	2	0.52	28	0	0	0	14	34.1	20	3	2	0	1	11	2	53	1	0
	Fort Myers	4	1	2.15	20	0	0	0	2	29.1	22	8	7	2	1	6	1	29	0	1
	New Britain	1	1	5.87	5	1	0	0	1	7.2	7	5	5	2	1	3	0	5	0	0
2004	New Britain	2	1	3.82	26	0	0	0	2	35.1	34	15	15	2	1	18	5	38	1	0
	Fort Myers	0	1	2.95	16	0	0	0	10	18.1	16	7	6	2	0	2	0	19	0	0
2005	New Britain	6	4	2.19	55	0	0	0	24	82.1	69	25	20	9	2	21	3	95	3	0
2006	Rochester	6	2	1.95	33	0	0	0	14	60.0	41	13	13	7	1	14	4	87	2	0
	MINNESOTA	4	2	2.19	32	0	0	0	0	37.0	23	9	9	6	0	6	0	53	0	0
2007	MINNESOTA	7	2	2.94	74	0	0	0	0	70.1	44	25	23	7	2	27	5	74	2	0
2008	MINNESOTA	0	1	4.73	15	0	0	0	0	13.1	12	7	7	2	0	4	1	15	0	0
2009	MINNESOTA	(Injured — Did not pitch)																		
2010	Fort Myers	0	0	13.50	2	0	0	0	0	2.0	3	3	3	0	0	2	0	2	0	0
	Rochester	5	1	3.89	30	0	0	0	1	39.1	40	21	17	4	3	13	6	25	0	0
	MINNESOTA	0	1	5.00	11	0	0	0	0	9.0	7	5	5	1	1	8	0	9	0	0
2011	SAN DIEGO	1	1	4.01	25	0	0	0	0	24.2	19	12	11	4	1	22	1	20	1	0
	Tucson	1	2	4.10	24	0	0	0	3	26.1	29	12	12	5	0	10	1	13	0	0
2012	Norfolk	3	2	2.66	35	0	0	0	11	44.0	42	13	13	1	1	7	1	49	2	0
	OAKLAND	2	1	1.37	24	0	0	0	0	19.2	10	3	3	3	1	6	1	16	1	0
AL Totals		13	7	2.83	156	0	0	0	0	149.1	96	49	47	19	4	51	7	167	3	0
NL Totals		1	1	4.01	25	0	0	0	0	24.2	19	12	11	4	1	22	1	20	1	0
ML Totals		14	8	3.00	181	0	0	0	0	174.0	115	61	58	23	5	73	8	187	4	0

CAREER TRANSACTIONS

1999 — Selected by the Minnesota Twins organization in the 45th round of the First-Year Player Draft; did not sign. **2002** — Selected by the Minnesota Twins organization in the sixth round of the First-Year Player Draft. **2008** — On the disabled list, May 9 to October 23. **2009** — On the disabled list, February 21 to November 9. **2010** — On the disabled list, April 29 to June 4; included rehabilitation assignment to Ft. Myers, May 31 to June 4. **2011** — Claimed off waivers by the San Diego Padres, March 20. Elected free agency, September 29. **2012** — Signed by the Baltimore Orioles to a minor league contract, January 30. Traded to the Oakland Athletics for cash considerations, August 3.

DIVISION SERIES RECORD

Year	Club/Opp.	W	L	ERA	G	GS	CG	SHO	SV	IP	H	R	ER	HR	HB	BB	IBB	SO	WP	BK
2006	MIN vs. OAK	0	1	9.00	2	0	0	0	0	1.0	1	1	1	0	0	0	0	1	0	0
2012	OAK vs. DET	0	0	0.00	1	0	0	0	0	0.2	0	0	0	0	0	0	0	1	0	0
Totals		0	1	5.40	3	0	0	0	0	1.2	1	1	1	0	0	0	0	2	0	0

VS. THE AMERICAN LEAGUE

2012		CAREER												
ERA	W	L	S	G	IP	ER	vs. TEAM	ERA	W	L	S	G	IP	ER
0.00	0	0	0	1	0.2	0	Baltimore	0.00	1	0	0	6	4.0	0
0.00	0	0	0	1	2.0	0	Boston	1.23	0	0	0	6	7.1	1
13.50	0	1	0	1	0.2	1	Chicago	4.61	1	1	0	18	13.2	7
0.00	0	0	0	3	2.0	0	Cleveland	0.98	2	1	0	19	18.1	2
0.00	1	0	0	2	2.0	0	Detroit	4.29	3	2	0	21	21.0	10
0.00	0	0	0	1	1.0	0	Kansas City	2.41	1	0	0	17	18.2	5
0.00	1	0	0	5	2.2	0	Los Angeles	2.08	2	1	0	13	8.2	2
—	0	0	0	0	0.0	0	Minnesota	0.00	0	0	0	1	1.0	0
9.00	0	0	0	1	1.0	1	New York	6.00	0	1	0	6	6.0	4
—	0	0	0	0	0.0	0	Oakland	1.17	2	0	0	7	7.2	1
0.00	0	0	0	4	2.1	0	Seattle	5.06	1	0	0	13	10.2	6
0.00	0	0	0	1	1.0	0	Tampa Bay	4.05	0	1	0	7	6.2	3
6.75	0	0	0	2	1.1	1	Texas	0.90	0	0	0	9	10.0	1
0.00	0	0	0	2	3.0	0	Toronto	3.65	0	0	0	10	12.1	5

VS. THE NATIONAL LEAGUE

2012		CAREER												
ERA	W	L	S	G	IP	ER	vs. TEAM	ERA	W	L	S	G	IP	ER
—	0	0	0	0	0.0	0	Arizona	3.38	0	0	0	2	2.2	1
—	0	0	0	0	0.0	0	Atlanta	3.00	0	0	0	3	3.0	1
—	0	0	0	0	0.0	0	Chicago	0.00	0	0	0	1	1.2	0
—	0	0	0	0	0.0	0	Cincinnati	0.00	0	0	0	1	1.0	0
—	0	0	0	0	0.0	0	Colorado	27.00	0	0	0	1	1.0	3
—	0	0	0	0	0.0	0	Houston	0.00	0	0	0	2	2.0	0
—	0	0	0	0	0.0	0	Los Angeles	0.00	0	0	0	2	1.2	0
—	0	0	0	0	0.0	0	Miami	6.75	0	0	0	2	1.1	1
—	0	0	0	0	0.0	0	Milwaukee	0.00	0	0	0	2	3.1	0
—	0	0	0	0	0.0	0	New York	3.86	0	0	0	3	2.1	1
—	0	0	0	0	0.0	0	Philadelphia	0.00	0	0	0	1	1.0	0
—	0	0	0	0	0.0	0	Pittsburgh	—	0	0	0	0	0.0	0
—	0	0	0	0	0.0	0	St. Louis	0.00	1	0	0	2	2.0	0
—	0	0	0	0	0.0	0	San Diego	—	0	0	0	0	0.0	0
—	0	0	0	0	0.0	0	San Francisco	16.20	0	1	0	3	1.2	3
—	0	0	0	0	0.0	0	Washington	2.70	0	0	0	3	3.1	1

MONTHLY BREAKDOWN

2012		CAREER												
ERA	W	L	S	G	IP	ER	by MONTH	ERA	W	L	S	G	IP	ER
—	0	0	0	0	0.0	0	March	0.00	1	0	0	2	2.0	0
—	0	0	0	0	0.0	0	April	3.15	2	1	0	37	34.1	12
—	0	0	0	0	0.0	0	May	1.45	0	0	0	18	18.2	3
—	0	0	0	0	0.0	0	June	3.13	1	0	0	22	23.0	8
—	0	0	0	0	0.0	0	July	3.28	4	2	0	26	24.2	9
1.08	1	1	0	10	8.1	1	August	2.31	4	2	0	36	35.0	9
1.59	1	0	0	14	11.1	2	September	4.21	2	3	0	40	36.1	17

PITCHING BREAKDOWN

2012		CAREER												
ERA	W	L	S	G	IP	ER	by CATEGORY	ERA	W	L	S	G	IP	ER
0.00	1	0	0	11	10.2	0	Home	2.00	8	0	0	91	94.2	21
3.00	1	1	0	13	9.0	3	Road	4.20	6	8	0	90	79.1	37
1.13	2	0	0	10	8.0	1	Day	4.02	7	1	0	59	56.0	25
1.54	0	1	0	14	11.2	2	Night	2.52	7	7	0	122	118.0	33
—	0	0	0	0	0.0	0	Pre-ASG	2.75	4	3	0	87	85.0	26
1.37	2	1	0	24	19.2	3	Post-ASG	3.24	10	5	0	94	89.0	32
—	0	0	0	0	0.0	0	Starter	—	0	0	0	0	0.0	0
1.37	2	1	0	24	19.2	3	Reliever	3.00	14	8	0	181	174.0	58

BALLPARK BREAKDOWN

	ERA	W	L	S	G	IP	ER
AT&T Park	9.00	0	1	0	2	1.0	1
Angel Stadium	4.91	0	1	0	6	3.2	2
Ballpark in Arlington	1.35	0	0	0	7	6.2	1
Busch Stadium	0.00	1	0	0	2	2.0	0
Camden Yards	0.00	0	0	0	4	2.1	0
Chase Field	0.00	0	0	0	1	1.2	0
Comerica Park	5.23	1	2	0	10	10.1	6
Coors Field	27.00	0	0	0	1	1.0	3
Fenway Park	5.40	0	0	0	2	1.2	1
Kauffman Stadium	0.00	1	0	0	7	7.0	0
Metrodome	1.90	7	0	0	62	66.1	14
Miller Park	0.00	0	0	0	1	1.2	0
O.co Coliseum	0.00	2	0	0	13	13.0	0
Old Yankee Stadium	9.00	0	1	0	3	3.0	3
PETCO Park	3.46	0	0	0	14	13.0	5
Progressive Field	0.96	1	1	0	11	9.1	1
Rogers Centre	81.00	0	0	0	1	0.1	3
Safeco Field	4.26	1	0	0	7	6.1	3
Shea Stadium	0.00	0	0	0	2	1.2	0
Sun Life Stadium	6.75	0	0	0	2	1.1	1
Target Field	3.18	0	0	0	5	5.2	2
Tropicana Field	9.00	0	1	0	3	3.0	3
Turner Field	9.00	0	0	0	1	1.0	1
U.S. Cellular Field	7.56	0	1	0	12	8.1	7
Wrigley Field	0.00	0	0	0	1	1.2	0
Yankee Stadium	9.00	0	0	0	1	1.0	1

FIELDING STATISTICS

Pitcher							
Year	Pct.	G	PO	A	E	TC	DP
2006	1.000	32	2	1	0	3	0
2007	1.000	74	3	8	0	11	0
2008	1.000	15	0	3	0	3	0
2010	1.000	11	0	2	0	2	0
2011	1.000	25	0	2	0	2	0
2012	1.000	24	0	1	0	1	0
Totals	1.000	181	5	17	0	22	0

NESHEK'S CAREER BESTS

Low Hit Complete Game: None
Innings Pitched: 2.2, August 1, 2006 vs. Texas
Strikeouts: 4 (twice), last: August 12, 2006 vs. Toronto
Longest Winning Streak: 3 (three times), last: July 15-28, 2007
Longest Losing Streak: 2, April 14, 2008-September 25, 2010
Longest Scoreless Streak: 16.1, April 21-May 25, 2007



RIGHT-HANDED PITCHER

Height/Weight: 6-4 / 225 **Bats/Throws:** Right / Right

Birthdate: February 22, 1985 **Opening Day Age:** 28

Birthplace/Resides: Las Vegas, Nevada / Mesa, Arizona

Major League Service: 2 days

Obtained: Signed a minor league contract, November 20, 2012

Contract Status: First year of a one-year contract through 2013.

NON-ROSTER INVITEE

CAREER HIGHLIGHTS

Was originally drafted by Arizona in the 50th round of the 2004 draft but did not sign until June 1, 2005...spent seven seasons in the Diamondbacks farm system from 2005-11 before signing a minor league deal with Baltimore prior to the 2012 season...is 33-19 with 56 saves and a 3.21 ERA (176 er in 493.0 ip) in 261 career minor league appearances, including 29 starts...has 551 strikeouts in 493.0 innings, an average of 10.06 per nine innings...has a .222 (404-for-1818) opponents batting average...had a two-day stint with Arizona in 2009 but did not appear in a game.

2012 HIGHLIGHTS

Began the season at Triple-A Norfolk where he made one appearance, tossing 1.0 scoreless inning of relief for the save...spent the balance of the season at Double-A Bowie, where he was 5-4 with 19 saves and a 2.44 ERA in 42 relief appearances...ranked third in the Eastern League in saves...converted 20 of 21 save opportunities overall (95.2%)...the 20 saves were a career high and the most in the Baltimore farm system...topped the BaySox in appearances and saves...combined at both stops for a 2.40 ERA...surrendered just one home run in 56.1 innings...struck out 74 for an average of 11.82 per nine innings...walked 22 for a strikeout-to-walk ratio of 3.36...held the opposition to a .192 batting average, which included a .179 (24-for-134) mark by right-handed hitters compared to .217 (15-for-69) by left-handers...issued 17 of his 22 walks to righties...allowed a .160 batting average and two walks (.192 on-base percentage) to batters leading off an inning...also surrendered his only home run in that situation...opponents hit .154 with the bases empty compared to .244 with runners on, including .259 with runners in scoring position...yielded a .219 opponents batting average before the All-Star Break, .147 after the break...allowed 3 of 18 (16.7%) inherited runners to score...compiled a 3.90 ERA from the ninth inning on compared to 0.66 prior to the ninth inning.

BOWIE: Saw limited action in April...made his lone appearance with Norfolk April 12 against Charlotte...was transferred to Bowie April 27...did not allow a run in seven of his first eight outings through May 23 for a 0.79 ERA...was credited with his first save May 19 at Harrisburg when he tossed a perfect inning of relief...had just three saves over his first 22 appearances...tossed a season-high 2.1 innings May 31 at Akron, but allowed a run in the bottom of the 14th inning for the loss in a 3-2 decision...allowed his only home run of the season in his next outing June 5 at Portland...did not surrender a home run over his final 30 games and 38.0 innings...struck out a season-high five batters in 2.0 innings June 22 at Reading...had a 1.21 ERA over his first 19 games through June 29...then allowed six runs, five earned, over his next three games leading into the All-Star Break (4.0 ip, 11.25 ERA)...yielded a season high three runs in 1.0 innings June 30 at New Britain...moved into the closer role following the break, recording 16 saves in 20 appearances...allowed just two runs over a 14-game span from July 14 to Aug. 16 for a 1.15 ERA...saved 12 games over that stretch...issued a season-high three walks in 1.1 innings at Trenton Aug. 18 but still converted the save...that gave him 16 saves in 16 opportunities with Bowie...was charged with his only blown save of the season in his next outing Aug. 20 at Richmond...was also tagged with the loss in that game when he allowed two runs on a season-high tying three hits and two walks in 0.1 innings...finished August with 11 saves in 13 games, but tallied a 3.86 ERA, which was his highest single month ERA...led all of minor league baseball in saves in August...struck out 25 in 14.0 innings...had two saves in two postseason appearances for the BaySox (2.0 ip, 2 so)...then pitched for Gigantes del Cibao in the Dominican Winter League, going 0-3 with a 3.48 ERA and .211 opponents batting average in seven starts.

CAREER

2011—Combined for a 10-5 record, one save and a 4.26 ERA in 38 games, 16 starts, with Double-A Mobile and Triple-A Reno... had career highs in wins, losses, games started and innings pitched (118.1)... the ERA was also the highest of his career... had two stints with each club... was 8-2 with a save and a 3.87 ERA in 25 games, nine starts with Mobile and 2-3 with a 5.03 ERA in 13 games, seven starts, with Reno... combined at both stops for a .268 opponents batting average... that broke down to .232 against right-handed hitters compared to .317 against left-handers... yielded a .294 average and 10 of his 13 home runs with the bases empty compared to .233 with runners on... opponents batted .213 with runners in scoring position, including .148 with RISP and two outs... allowed a .303 batting average to hitters leading off an inning... was 7-2 with a 4.98 ERA in his 16 starting assignments, 3-3 with a 2.68 ERA in 22 relief appearances... stranded all seven of his inherited runners in relief... surrendered 12 of his 13 home runs as a starter, yielding just one home run in 37.0 innings of relief... began the season with Mobile, posting a 4.15 ERA in two relief appearances before being promoted to Reno April 15... started in each of his first five outings for the Aces, going 1-1 with a 5.75 ERA... the win came May 6 against Salt Lake when he tossed 5.0 scoreless innings... pitched in relief in each of his next four outings, allowing just one run in 5.2 innings... made two more starts in consecutive outings May 24 at Round Rock and May 29 against Sacramento, allowing six runs in 8.0 innings... then tossed 2.0 innings of relief June 2 at Tacoma before he was transferred back to Mobile the next day... made seven consecutive starts upon his return to the BayBears, going 4-1 with a 4.60 ERA... would start just twice over his final 16 outings... struck out a season-high seven batters in 6.0 innings in a no decision at Mississippi June 23... tossed a season-high 7.1 innings for the win July 3 against Montgomery... was credited with his lone save of the season July 31 against Chattanooga when he tossed 2.0 scoreless innings... picked up the win in consecutive appearance at Montgomery Aug. 6 and 9, extending his winning streak to six games... the streak was snapped Aug. 22 at Jacksonville when he was charged with the blown save and loss... return to Reno Sept. 1 and made one regular season appearance, a loss Sept. 3 against Tucson when he allowed two runs in 3.1 innings... also made two postseason appearances for the Aces (3.0 ip, 5 h, 3 r, 3 er, 2 bb, 4 so)... pitched for Ponce and Carolina in the Puerto Rican Winter League following the season... combined for a 1-1 record and a 4.15 ERA in five starts.

2010—Spent the season with Double-A Mobile for the second consecutive year... was 4-3 with a 3.45 ERA in 31 games, including 11 starts... struck out a career-high and team-leading 104 batters in 88.2 innings (10.56 per nine innings)... was 3-2 with a 3.17 ERA and .208 opponents batting average in his 11 starts, 1-1 with a 3.89 ERA and .252 opponents average in 20 relief appearances... held the opposition to a .226 batting average, including .216 by right-handed hitters compared to .235 by left-handers... surrendered eight of his 11 home runs to lefties... also allowed eight home runs at home... yielded two grand slams... opponents batted .154 with runners in scoring position, including .108 with RISP and two outs... allowed 4 of 9 (44.4%) inherited runners to score... began the year pitching mostly out of the bullpen as 20 of his first 21 appearances were in relief... had a stint on the disabled list from June 22 to 29 with a sprained left ankle... tossed 4.0 scoreless innings in a start July 17 against Mississippi and each of his final 10 outings were starts... was named Southern League Pitcher of the Week for the week of July 26-Aug. 2... did not allow a run and struck out 14 in two starts that week, including 5.0 scoreless innings in a win over Montgomery July 30 and 5.0 scoreless innings in a no decision at Mississippi Aug. 4... finished July with a 1.56 ERA in six games, including three starts... then compiled a 1.82 ERA and .146 opponents batting average in five starts in August... struck out a season-high 10 batters in 6.0 innings Aug. 9 against Jacksonville... matched the strikeout high in his final start of the regular season Sept. 6 at Huntsville... made one postseason start for the BayBears and was the losing pitcher in Game 4 of the SL Division Series (4.0 ip, 4 h, 3 r, 3 er, 5 so)... pitched for Ponce in the Dominican Winter League following the season... was 4-2 with a 1.55 ERA in 10 games, nine starts... did not allow a home run in 46.1 innings... also made one start for Puerto Rico in the Caribbean Series against the Dominican Republic Feb. 4, 2011, a no decision (5.0 ip, 7 h, 1 r, 1 er, 2 bb, 3 so).

2009—Had a two-day stint with Arizona but did not appear in a game with the Diamondbacks... spent the balance of the season at Double-A Mobile where he was 2-3 with four saves and a 3.99 ERA in 42 appearances, including two starts... allowed a .265 opponents batting average, including .235 against left-handed hitters compared to .285 against right-handers... surrendered seven of his 10 home runs to righties... nine of his home runs allowed were solo shots... opponents hit .299 with the bases empty compared to .220 with runners on... yielded a .186 average with runners in scoring position, including .115 with RISP and two outs... posted a 2.84 ERA in 26 appearances before the All-Star Break, 5.60

in 16 games after the break...allowed 5 of 12 (41.7%) inherited runners to score...went 1-for-3 (.333) with a walk as a hitter...had a 3.38 ERA and .299 opponents batting average in 11 games when he was recalled by Arizona May 21...did not appear in a game with the Diamondbacks and was optioned back to Mobile the next day...made his first professional start July 22 in the second game of a doubleheader at Chattanooga and took the loss (2.2 ip, 3 h, 3 r, 3 er, 2 bb, 1 so)...his other start also game in the second game of a doubleheader Aug. 3 at Birmingham, also a loss.

2008—Spent the entire season at Single-A Visalia where he was 4-3 with a 2.69 ERA and 16 saves in 46 appearances...the appearances were a career-high...tied for fourth in the California League in saves...ranked second among league relievers in opponents batting average (.199) and strikeouts per nine innings (11.55)...surrendered four home runs in 67.0 innings, an average of 0.54 per nine innings...converted 16 of 20 (80.0%) save opportunities...allowed just 4 of 23 (17.4%) inherited runners to score...his opponents batting average included a .165 mark against left-handed hitters compared to .232 against righties...yielded all four of his home runs to righties...opponents hit .167 with runners in scoring position...compiled a 1.60 ERA in 21 appearances on the road...posted a 0.66 ERA and converted all six of his save opportunities in nine appearances in June.

2007—Began the season on the disabled list at Single-A Visalia with a sprained right elbow and missed most of the season...was reinstated Aug. 1 and went 1-0 with two saves and a 1.50 ERA in nine relief appearances...did not allow a run home run in 12.0 innings...opponents hit .156, including .103 by right-handers...tossed a scoreless inning in one postseason appearance for the Oaks (1 h, 1 bb).

2006—Started the year in extended spring training before being transferred to South Bend May 11...went 6-1 with 11 saves and a 2.05 ERA in 28 relief appearances...led the Silver Hawks in saves, converting 11 of 12 (91.7%) opportunities...did not allow a home run in 44.0 innings...ranked second among Midwest League relievers in opponents batting average (.151) and fourth in strikeouts per nine innings (13.09)...allowed a .091 batting average against right-handed hitters...pitched for West Oahu in the Hawaiian Winter League and was 0-1 with a save and a 2.95 ERA in 14 relief appearances.

2005—Began his professional career with Yakima of the Short-Season Northwest League and was 1-0 with two saves and a 2.18 ERA in 24 relief appearances...struck out 66 in 41.1 innings for an average of 14.37 per nine innings, which ranked second best among NL relievers...surrendered just one home run in 41.1 innings...opponents batted .172, including .150 by right-handers.

PERSONAL/MISCELLANEOUS


Kyler R. Newby...graduated from Bonanza High School in 2003...attended Mesa (AZ) Community College...was drafted by Arizona in the 50th round of the 2004 draft but did not sign until June 1, 2005.

LIFETIME PITCHING RECORD

Year	Club	W	L	ERA	G	GS	CG	SHO	SV	IP	H	R	ER	HR	HB	BB	IBB	SO	WP	BK
2005	Yakima	1	0	2.18	24	0	0	0	2	41.1	25	12	10	1	1	14	0	66	6	1
2006	South Bend	6	1	2.05	28	0	0	0	11	44.0	22	10	10	0	0	19	3	64	3	1
2007	Visalia	1	0	1.50	9	0	0	0	2	12.0	7	3	2	0	0	2	0	10	0	0
2008	Visalia	4	3	2.69	46	0	0	0	16	67.0	49	23	20	4	1	30	1	86	6	0
2009	Mobile	2	3	3.99	42	2	0	0	4	65.1	67	34	29	10	2	24	0	48	8	1
2010	Mobile	4	3	3.45	31	11	0	0	0	88.2	75	35	34	11	3	28	3	104	7	0
2011	Mobile	8	2	3.87	25	9	0	0	1	79.0	72	35	34	9	4	25	1	63	7	0
	Reno	2	3	5.03	13	7	0	0	0	39.1	48	23	22	4	1	19	0	36	2	1
2012	Norfolk	0	0	0.00	1	0	0	0	1	1.0	1	0	0	0	0	1	0	0	0	0
	Bowie	5	4	2.44	42	0	0	0	19	55.1	38	18	15	1	0	21	1	74	4	0
Minor League Totals		33	19	3.21	261	29	0	0	56	493.0	404	193	176	40	12	183	9	551	43	4

CAREER TRANSACTIONS

2004 — Selected by the Arizona Diamondbacks organization in the 50th round of the First-Year Player Draft. **2011** — Elected free agency, November 2. **2012** — Signed by the Baltimore Orioles to a minor league contract, January 9. Elected free agency, November 2; signed by the Oakland Athletics to a minor league contract, November 20.



LEFT-HANDED PITCHER

Height/Weight: 6-0 / 195

Birthdate: December 8, 1986

Birthplace/Resides: Nagua, Dominican Republic / Nagua, Dominican Republic

Major League Service: 1 year, 132 days

Obtained: Acquired from the Arizona Diamondbacks with Brandon Allen for Brad Ziegler, July 31, 2011

Contract Status: First year of a one-year contract through 2013.

Bats/Throws: Left / Left

Opening Day Age: 26

CAREER HIGHLIGHTS

Was acquired by the A's at the trading deadline in 2011...is 4-1 with a 3.37 ERA in 45 appearances with Oakland (2011-12) after going 0-2 with a 5.85 ERA in 33 games with the Diamondbacks (2010-11)...is now 4-3 with a 4.00 ERA in 78 career appearances...has a 35-25 record and 4.08 ERA (230 er in 507.2 ip) in 203 career minor league appearances, including 70 starts...has 581 strikeouts in 507.2 innings, an average of 10.30 per nine innings...began his career as a starter but has pitched exclusively in relief since 2009.

2012 HIGHLIGHTS

Went 4-1 with a save and a 2.77 ERA in 39 games in a season shortened by two stints on the disabled list with injuries to his left shoulder...missed 18 games in June and the final 44 games of the regular season after going on the DL Aug. 18...had a 3.91 ERA in 21 appearances before going on the DL the first time...then compiled a 1.69 ERA in 18 games following his return...held the opposition to a .200 batting average, including .184 (21-for-114) against right-handed hitters compared to .225 (16-for-71) against left-handers...allowed just 4-of-24 (16.7%) inherited runners to score...first batters faced were 6-for-37 (.162) with two walks (.205 on-base percentage)...they are 6-for-42 (.143) with three walks (.200 on-base percentage) over the last two years...opponents hit .191 with runners in scoring position, including .115 with RISP and two outs...walked 22 batters in 52.0 innings after issuing 29 free passes in 26.2 innings over his first two seasons...did not allow a run in six outings on no days rest (8.1 ip)...posted a 2.16 ERA and .153 opponents batting average in 18 appearances during the day compared to a 3.33 ERA and .240 opponents average in 21 games at night...yielded four of his five home runs at night...four of the home runs were solo shots...allowed a .409 batting average to the opponents number three hitter, .172 against everyone else...now has a .410 (16-for-39) career opponents batting average against the number three hitter compared to .185 (45-for-243) against the rest of the batting order...was charged with two blown saves...tossed more than one inning in 19 of his 39 appearances, including two or more eight times...had just five outings under one inning.

OAKLAND: Allowed at least one run in each of his first two outings (10.13 ERA) but then had a career-high 7.1-inning scoreless streak from April 15 to 25...allowed just two hits over that span (.091 opponents batting average), but issued five walks, including two intentional...allowed a season-high three runs in 0.1 innings in his final April outing on the 30th at Boston...finished the month with a 5.23 ERA in eight appearances...did not allow a run in eight of his next nine games (0.79 ERA), surrendering just four hits (.105 opponents batting average) and a walk...began that streak May 1 at Boston when he retired the final two batters in the A's 5-3 win for his first Major League save...he saved Jarrod Parker's first ML win, marking the first time A's pitchers recorded their first win and save in the same game since Joe Klink saved Steve Chitren's victory Sept. 30, 1990 at Texas...had a 7.0-inning scoreless streak from May 10 to 20...then allowed two runs in two of his next four outings (9.82 ERA) before he was placed on the 15-day disabled list June 4 retroactive to May 31 with a strained left shoulder...made one rehab appearance with Sacramento June 19 (1.0 ip, 2 so) and was reinstated from the DL June 21...did not allow an earned run in his first six outings following his return (7.1 ip)...recorded his first ML win July 6 against Seattle when he struck out the side in the 11th inning of the A's 4-1 victory...win number two came in his next outing July 8 against the Mariners when he tossed a scoreless 13th inning in the A's 2-1 win...had a 7.0-inning scoreless streak from July 22 to Aug. 1...finished July with a 3-0 record and a 1.59 ERA in nine appearances...tossed a career-high 3.2 scoreless innings Aug. 4 against Toronto after A.J. Griffin left the game with an injury with two outs in the second inning...also struck out a career-

high four batters in that game but surrendered a career-high tying four hits...tossed 1.2 scoreless innings for his fourth win Aug. 17 against Cleveland...that would be his final outing of the season as he was placed on the 15-day DL Aug. 21 retroactive to Aug. 18 with left shoulder tendinitis.

CAREER

2011—Was acquired from Arizona at the trading deadline, posting an 8.10 ERA in six relief appearances over two stints with the A's...reported to Oakland Aug. 1 and compiled a 3.60 ERA in four games before he was optioned to Triple-A Sacramento Aug. 13...returned Aug. 18, tossing a scoreless eighth inning that night against Toronto...then allowed four runs on one hit and five walks in 0.2 innings in the A's 22-9 loss at New York (AL) Aug. 25 before being optioned back to Sacramento the next day...became just the second reliever in Oakland history to walk five batters in a game while pitching less than one inning (Craig Minetto, five walks in 0.0 innings, July 4, 1979 at California)...issued seven walks in 6.2 innings overall with the A's...allowed a .308 opponents batting average, which broke down to .294 against right-handed hitters and .333 against left-handers...yielded a .333 average with runners in scoring position...first batters faced were 0-for-5 with a walk and he allowed 1 of 2 (50.0%) inherited runners to score...began the season at Triple-A Reno in the Arizona organization...was 6-2 with a save and a 4.25 ERA in 41 relief appearances when he was traded to the A's July 31 with first baseman Brandon Allen for pitcher Brad Ziegler...had a save and a 1.08 ERA in six relief appearances with Sacramento...was 6-2 with two saves and a 3.79 ERA in 47 minor league appearances overall...surrendered just two home runs in 57.0 innings...struck out 64 for an average of 10.11 per nine innings...allowed a .246 opponents batting average, which included a .238 mark against right-handed hitters compared to .258 against left-handers...yielded both of his home runs to right-handers...opponents hit .205 with runners in scoring position, including .132 with RISP and two outs...compiled a 6.08 ERA in 23 appearances in Reno's Aces Ballpark, compared to a 1.78 ERA in 24 appearances in all other ballparks...had a 9.00 ERA in the ninth inning and a 3.06 figure in all other innings...allowed 8 of 32 (25.0%) inherited runners to score...tossed at least one inning in 38 of his 47 appearances, including two or more 11 times...was credited with his lone save with Reno in his first outing of the season, April 10 at Salt Lake...did not allow a run in 11 of his first 13 appearances but yielded seven runs in 16.1 innings over that span (3.86 ERA)...had a 4.67 ERA and .203 opponents batting average in 15 appearances when he was placed on the disabled list May 17 with a strained left hamstring...was reinstated May 25 and allowed seven runs in his first three outings following his return...finished May with a 10.57 ERA and had a 7.32 ERA overall entering the month of June...posted a 1.69 ERA in 12 appearances in June and 2.77 ERA in 11 outings in July...had a season-best 8.1-inning scoreless streak from July 3-21...allowed his first home run of the season in the second game of a doubleheader July 23 at Sacramento...that snapped a season-opening 38-game, 46.0-inning homerless streak...did not allow a run in five of his six games with the River Cats...the one exception was Aug. 16 against Albuquerque when he allowed one run in 2.0 innings for the save...also struck out a season-high four in that outing...had a win and a 3.00 ERA (6.0 ip, 3 h, 2 r, 2 er, 3 bb, 8 so, 1 hr) in five postseason appearances for the River Cats...pitched for Escogido in the Dominican Winter League following the season and was 2-0 with a 2.45 ERA in 16 games, six starts.

2010—Went 0-2 with a 5.85 ERA and .225 opponents average with 22 walks and 15 strikeouts in 33 games during his rookie campaign for the D-backs...held opponents scoreless in 15 of 17 home games for a 2.16 ERA...righties batted only .216 with 12 walks and eight strikeouts and lefties hit .235 with 10 walks and seven strikeouts...opened the season with the D-backs and made his Major League debut vs. San Diego April 6...stranded a pair of runners after retiring the only batter he faced...held opponents scoreless in his first five appearances (2.1 ip) but was optioned to Reno April 21 after allowing three runs in 0.2 innings April 17 at San Diego...allowed only 1 of 6 inherited runners to score...in 21 games at Reno, went 3-0 with four saves and a 3.07 ERA while limiting opponents to a .227 average...held righties to a .214 average while lefties hit .250...did not allow an earned run over nine appearances in June with a .111 opponents average...recalled from Reno July 4...from July 31 through the end of the season, held opponents scoreless in 14 of 18 appearances for a 2.84 ERA and .209 opponents average...had his best month in August with a 1.23 ERA and .200 opponents average in 10 games.

2009—Made 48 relief appearances at Single-A Visalia and Double-A Mobile...combined for a 4-3 record and a 3.82 ERA...held opponents to a .255 average, including .195 by lefties...started the season at Visalia and in 29 games, went 4-1 with two saves, a 1.61 ERA and .226 opponents average...compiled a 1.15 ERA in 19 games in May and June...did not allow an earned run over his final eight games (11.2 ip) with Visalia from June 10-July 3...promoted to Double-A Mobile July 4 and posted a 7.99 ERA in

19 relief appearances...following the season, pitched for Estrellas de Oriente in the Dominican Winter League...in 16 relief outings, went 1-0 with a 3.46 ERA.

2008—His 109 strikeouts ranked third on the team at Single-A South Bend...went 1-0 with a 4.32 ERA and .223 opponents average in 13 relief appearances...had a season-high nine strikeouts June 30 at Great Lakes...went 3-1 with a 2.01 ERA and 38 strikeouts in six starts in June...following the season, pitched for the Estrellas de Oriente in the Dominican Winter League...in 15 games, three starts, went 0-3 with a 3.06 ERA and .212 opponents average.

2007—Led Single-A South Bend with 111 strikeouts...held left-handed batters to a .225 average...had a season-high 11 strikeouts May 12 vs. Lancaster...following the season, pitched in three games for Estrellas de Oriente in the Dominican Winter League.

2006—Was 3-2 with a 3.09 ERA in 16 starts at Rookie-Advanced Missoula...held lefties to a .184 batting average.

2005—Logged an 8-4 record and a 2.24 ERA in 15 games, 14 starts, with the Diamondbacks affiliate in the Dominican Summer League...struck out 102 in 68.1 innings (13.43 per nine innings).

2004—Made his professional debut with the Diamondbacks affiliate in the Dominican Summer League and had no decisions and a 9.00 ERA in three games, including one start.

PERSONAL/MISCELLANEOUS

Jordan Norberto...was originally signed by Junior Noboa...he and his wife, Jennifer, have a daughter Jaelyn.

LIFETIME PITCHING RECORD

Year	Club	W	L	ERA	G	GS	CG	SHO	SV	IP	H	R	ER	HR	HB	BB	IBB	SO	WP	BK
2004	DSL D-backs	0	0	9.00	3	1	0	0	0	4.0	6	4	4	0	0	6	0	2	1	0
2005	DSL D-backs	8	4	2.24	15	14	1	0	0	68.1	37	24	17	0	6	38	0	102	12	2
2006	Missoula	3	2	3.09	16	16	0	0	0	75.2	59	30	26	4	4	40	0	64	6	3
2007	South Bend	6	7	5.28	21	21	0	0	0	102.1	102	67	60	10	2	46	0	111	6	0
2008	South Bend	5	7	5.31	31	18	0	0	0	101.2	108	72	60	15	5	56	1	109	4	6
2009	Visalia	4	1	1.61	29	0	0	0	2	44.2	36	9	8	1	0	22	1	59	4	0
	Mobile	0	2	7.99	19	0	0	0	2	23.2	29	23	21	4	2	18	0	30	8	0
2010	ARIZONA	0	2	5.85	33	0	0	0	0	20.0	16	13	13	3	0	22	1	15	2	0
	Reno	3	0	3.07	21	0	0	0	4	29.1	25	12	10	2	0	19	1	38	5	1
2011	Reno	6	2	4.25	41	0	0	0	1	48.2	46	26	23	1	3	26	1	54	6	1
	OAKLAND	0	0	8.10	6	0	0	0	0	6.2	8	6	6	0	1	7	0	4	1	0
	Sacramento	0	0	1.08	6	0	0	0	1	8.1	6	1	1	1	0	4	0	10	0	0
2012	OAKLAND	4	1	2.77	39	0	0	0	1	52.0	37	17	16	5	1	22	2	46	1	1
	Sacramento	0	0	0.00	1	0	0	0	0	1.0	0	0	0	0	0	0	0	2	0	0
AL Totals		4	1	3.37	45	0	0	0	1	58.2	45	23	22	5	2	29	2	50	2	1
NL Totals		0	2	5.85	33	0	0	0	0	20.0	16	13	13	3	0	22	1	15	2	0
ML Totals		4	3	4.00	78	0	0	0	1	78.2	61	36	35	8	2	51	3	65	4	1

CAREER TRANSACTIONS

2004 — Signed by the Arizona Diamondbacks organization as a non-drafted free agent, July 14. **2011** — Traded to the Oakland Athletics with first baseman Brandon Allen for pitcher Brad Ziegler, July 31. **2012** — On the disabled list, May 31 to June 20; included rehabilitation assignment to Sacramento, June 19 to 20. On disabled list, August 18 to October 14.

VS. THE AMERICAN LEAGUE

2012		CAREER												
ERA	W	L	S	G	IP	ER	vs. TEAM	ERA	W	L	S	G	IP	ER
0.00	0	0	0	2	2.2	0	Baltimore	0.00	0	0	0	2	2.2	0
13.50	0	0	1	3	2.0	3	Boston	13.50	0	0	1	3	2.0	3
5.40	0	0	0	2	3.1	2	Chicago	5.40	0	0	0	2	3.1	2
0.00	1	0	0	3	4.0	0	Cleveland	0.00	1	0	0	3	4.0	0
2.70	0	0	0	2	3.1	1	Detroit	2.70	0	0	0	2	3.1	1
3.00	0	0	0	2	3.0	1	Kansas City	3.00	0	0	0	2	3.0	1
4.50	0	1	0	4	4.0	2	Los Angeles	4.50	0	1	0	4	4.0	2
9.00	0	0	0	3	3.0	3	Minnesota	9.00	0	0	0	3	3.0	3
0.00	0	0	0	2	3.1	0	New York	9.00	0	0	0	3	4.0	4
—	0	0	0	0	0.0	0	Oakland	—	0	0	0	0	0.0	0
3.60	2	0	0	4	5.0	2	Seattle	3.86	2	0	0	6	7.0	3
1.50	1	0	0	4	6.0	1	Tampa Bay	1.50	1	0	0	4	6.0	1
2.08	0	0	0	4	4.1	1	Texas	1.42	0	0	0	5	6.1	1
0.00	0	0	0	1	3.2	0	Toronto	1.59	0	0	0	3	5.2	1

VS. THE NATIONAL LEAGUE

2012		CAREER												
ERA	W	L	S	G	IP	ER	vs. TEAM	ERA	W	L	S	G	IP	ER
—	0	0	0	0	0.0	0	Arizona	—	0	0	0	0	0.0	0
—	0	0	0	0	0.0	0	Atlanta	—	0	0	0	0	0.0	0
—	0	0	0	0	0.0	0	Chicago	0.00	0	0	0	2	1.1	0
—	0	0	0	0	0.0	0	Cincinnati	0.00	0	0	0	3	1.1	0
—	0	0	0	0	0.0	0	Colorado	4.50	0	0	0	2	2.0	1
—	0	0	0	0	0.0	0	Houston	—	0	0	0	0	0.0	0
—	0	0	0	0	0.0	0	Los Angeles	2.70	0	0	0	5	3.1	1
—	0	0	0	0	0.0	0	Miami	0.00	0	0	0	1	0.1	0
—	0	0	0	0	0.0	0	Milwaukee	0.00	0	0	0	1	1.1	0
—	0	0	0	0	0.0	0	New York	0.00	0	0	0	1	0.1	0
—	0	0	0	0	0.0	0	Philadelphia	INF	0	1	0	1	0.0	2
—	0	0	0	0	0.0	0	Pittsburgh	0.00	0	0	0	2	1.1	0
—	0	0	0	0	0.0	0	St. Louis	—	0	0	0	0	0.0	0
—	0	0	0	0	0.0	0	San Diego	12.46	0	0	0	9	4.1	6
0.00	0	0	0	3	4.1	0	San Francisco	2.70	0	0	0	7	6.2	2
—	0	0	0	0	0.0	0	Washington	4.50	0	1	0	2	2.0	1

MONTHLY BREAKDOWN

2012		CAREER												
ERA	W	L	S	G	IP	ER	by MONTH	ERA	W	L	S	G	IP	ER
5.23	0	0	0	8	10.1	6	April	6.08	0	0	0	14	13.1	9
3.00	0	1	1	13	15.0	5	May	3.00	0	1	1	13	15.0	5
0.00	0	0	0	3	4.1	0	June	0.00	0	0	0	3	4.1	0
1.59	3	0	0	9	11.1	2	July	4.50	3	1	0	19	16.0	8
2.45	1	0	0	6	11.0	3	August	3.60	1	1	0	22	25.0	10
—	0	0	0	0	0.0	0	September	6.75	0	0	0	6	4.0	3
—	0	0	0	0	0.0	0	October	0.00	0	0	0	1	1.0	0

PITCHING BREAKDOWN

2012		CAREER												
ERA	W	L	S	G	IP	ER	by CATEGORY	ERA	W	L	S	G	IP	ER
2.45	4	1	0	20	29.1	8	Home	2.21	4	1	0	39	40.2	10
3.18	0	0	1	19	22.2	8	Road	5.92	0	2	1	39	38.0	25
2.16	1	1	0	18	25.0	6	Day	3.41	1	2	0	27	31.2	12
3.33	3	0	1	21	27.0	10	Night	4.40	3	1	1	51	47.0	23
3.03	2	1	1	27	32.2	11	Pre-ASG	3.29	2	1	1	37	38.1	14
2.33	2	0	0	12	19.1	5	Post-ASG	4.69	2	2	0	41	40.1	21
—	0	0	0	0	0.0	0	Starter	—	0	0	0	0	0.0	0
2.77	4	1	1	39	52.0	16	Reliever	4.00	4	3	1	78	78.2	35

BALLPARK BREAKDOWN

	ERA	W	L	S	G	IP	ER
AT&T Park	2.08	0	0	0	4	4.1	1
Angel Stadium	0.00	0	0	0	2	2.0	0
Ballpark in Arlington	0.00	0	0	0	3	3.1	0
Camden Yards	0.00	0	0	0	2	2.2	0
Chase Field	2.16	0	0	0	17	8.1	2
Citi Field	0.00	0	0	0	1	0.1	0
Citizens Bank Park	INF	0	1	0	1	0.0	2
Coors Field	4.50	0	0	0	1	2.0	1
Dodger Stadium	0.00	0	0	0	3	2.0	0
Fenway Park	27.00	0	0	1	2	1.0	3
Great American Ball Park	0.00	0	0	0	1	0.1	0
Kauffman Stadium	0.00	0	0	0	1	1.1	0
Miller Park	0.00	0	0	0	1	1.1	0
Nationals Park	9.00	0	1	0	1	1.0	1
O.co Coliseum	2.23	4	1	0	22	32.1	8
PETCO Park	23.14	0	0	0	4	2.1	6
PNC Park	0.00	0	0	0	1	1.0	0
Rogers Centre	9.00	0	0	0	1	1.0	1
Safeco Field	2.25	0	0	0	3	4.0	1
Target Field	9.00	0	0	0	3	3.0	3
Tropicana Field	0.00	0	0	0	2	3.0	0
U.S. Cellular Field	13.50	0	0	0	1	1.1	2
Yankee Stadium	54.00	0	0	0	1	0.2	4

FIELDING STATISTICS

Pitcher							
Year	Pct.	G	PO	A	E	TC	DP
2010	.667	33	1	1	1	3	0
2011	.000	6	0	0	1	1	0
2012	.875	39	1	6	1	8	0
Totals	.750	78	2	7	3	12	0

NORBERTO'S CAREER BESTS

Low Hit Complete Game: None
Innings Pitched: 3.2, August 4, 2012 vs. Toronto
Strikeouts: 4, August 4, 2012 vs. Toronto
Longest Winning Streak: 4, July 6, 2012 to present
Longest Losing Streak: 3, July 27, 2010 to May 23, 2012
Longest Scoreless Streak: 7.1, April 15 to 25, 2012

**CATCHER****Height/Weight:** 6-0 / 210**Bats/Throws:** Right / Right**Birthdate:** February 14, 1989**Opening Day Age:** 24**Birthplace/Resides:** Goddard, Kansas / Goddard, Kansas**Major League Service:** 102 days**Obtained:** Acquired from the Washington Nationals with pitchers Tommy Milone and Brad Peacock and minor league pitcher A.J. Cole for pitcher Gio Gonzalez and minor league pitcher Rob Gilliam, December 23, 2011**Contract Status:** First year of a one-year contract through 2013.**CAREER HIGHLIGHTS**

Made his Major League debut with Oakland in 2012 after he was acquired by the A's from Washington in the Gio Gonzalez trade following the 2011 season...was rated as the Nationals' ninth best prospect by *Baseball America* following the 2011 season after back-to-back seasons as the club's number two prospect...was listed as the A's seventh best prospect following the trade...is a .252 (412-for-1637) career hitter with 78 home runs and 270 RBI in 489 minor league games over six seasons...also has 365 walks for a .394 on-base percentage...has tossed out 169 of 432 (39.1%) attempted base stealers...was named the Nationals' Minor League Player of the Year in 2009 after hitting .286 with 23 home runs and 84 RBI with Hagerstown...was named the South Atlantic League's Most Outstanding Major League Prospect that year...named to the Topps Short-Season/Rookie All-Star Team and the *Baseball America* Short-Season All-Star Team with Vermont in 2008.

2012 HIGHLIGHTS

Split his season between Triple-A Sacramento and Oakland...batted .271 with nine home runs and 38 RBI in 58 games with the River Cats and .201 with seven home runs and 34 RBI in 60 games in his Major League debut with the A's...added 21 walks with Oakland for a .276 on-base percentage...stole five bases, which was an Oakland record for a rookie catcher...A's pitchers had a 3.08 ERA (170 er in 496.2 ip) with him behind the plate compared to 3.69 with all other catchers...the ERA was the lowest among American League catchers with 50 or more games played...it was the lowest by an A's catcher with 50 or more games since Ron Hassey had a 2.89 ERA in 1990...hit .339 with runners in scoring position, including .440 with RISP and two outs...had a .152 average with the bases empty...four of his seven home runs came with runners on base...three gave the A's the lead...was 1-for-9 (.111) with the bases loaded...hit .291 with four of his seven home runs with two outs...had a .146 average with zero or one outs...batted .316 with two home runs in the ninth inning...hit .195 (24-for-123) against right-handed pitching, .209 (18-for-86) against left-handers...connected for five of his seven home runs against righties...had a .231 average at night compared to .147 during the day...started 53 games at catcher and two at designated hitter...tossed out just 6-of-40 (15.0%) attempted base stealers...committed five errors for a .989 fielding percentage...started games in each of the bottom five spots in the order, including 26 hitting seventh and 23 in the eighth spot.

OAKLAND: Was recalled from Sacramento June 21, making his ML debut with a start at catcher that day against Los Angeles (NL)...went 0-for-3 in the A's 4-1 win...then hit safely in each of his next seven games from June 23 to July 2...was 10-for-27 (.370) with two home runs and six RBI over that stretch...singled off Madison Bumgarner in the fifth inning June 23 against San Francisco for his first ML hit...added a RBI single in the ninth inning for his first RBI and first multiple hit game...hit his first ML home run June 24 against San Francisco, a three-run "walk-off" shot in the bottom of the ninth inning off Santiago Casilla for a 4-2 win...according to the Elias Sports Bureau, he is the third player in Athletics history to hit a game-ending home run for his first ML home run...the other two are Dee Miles (Sept. 14, 1939) and George Hendrick (May 28, 1972)...Brandon Hicks would become the fourth July 18...singled in the sixth inning July 2 against Boston and then stole second base, the first steal of his career...would not get another hit until July 22 against New York, a career-high 0-for-30 streak...hit safely in four straight games from July 22 to 27 (5-for-14, .357) but was batting .195 with three home runs and 11 RBI in 21 games when he was optioned to Sacramento July 30 after George Kottaras reported to Oakland...returned Aug. 3 when Kurt Suzuki was traded to Washington and hit safely in each of his first eight games during his second stint...was 8-for-32 (.250) with four doubles, two home runs and eight

RBI during the hitting streak, which was the longest of his career...then went 19-for-100 (.190) over his final 31 games...however, drove in 15 runs over that span and was 12-for-31 (.387) with runners in scoring position...matched his career-high with three RBI Aug. 7 against Los Angeles (AL) and Sept. 26 at Texas...reached base safely in all four plate appearances Sept. 5 against Los Angeles (AL) with a single and a career-high three walks...appeared in all five ALDS games against the Tigers and went 1-for-12 (.083)...started four of the five games at catcher...his start in Game 1 at Detroit came at the age of 23 years, 235 days, which made him the youngest catcher to start a postseason game in Athletics history...the previous youngest was Wally Schang, who was 24 years, 46 days, when he started Game 1 of the 1913 World Series against the Giants.

SACRAMENTO: With Sacramento, he hit .271 (19-for-70) against left-handed pitching compared to .270 (40-for-148) against right-handers...batted .325 with seven of his nine home runs on the road compared to .204 at home...six of his home runs came with runners on base...posted his best batting average in April when he hit .329 in 21 games...then batted .244 in 23 games in May and .214 in 11 games in June before his promotion to Oakland...hit .341 when leading off an inning...had a .216 average with runners in scoring position, including .108 with RISP and two outs...all 58 of his games played came at catcher...tossed out 18 of 57 (31.6%) attempted base stealers...batted sixth in 49 of his 58 games...hit safely in each of his first seven games from April 5-12 (12-for-32, .375), which was his longest hitting streak of the season...doubled in four straight games from April 7-11...hit .480 (12-for-25) during a six-game hitting streak from April 20-26 to lift his batting average to .365...then went 7-for-42 (.167) over his next 13 games to drop under .300 (.293)...drove in a season-high four runs May 17 at Albuquerque...had three hits that day and the 19th at Albuquerque...then went 14-for-71 (.197) over his final 19 games before his first promotion to Oakland June 21...returned to Sacramento July 31 and went 2-for-9 (.222) in three games before rejoining the A's for good Aug. 3.

CAREER

2011—Made his Double-A debut with Harrisburg of the Eastern League and batted .210 with 20 home runs and 46 RBI in 104 games...ranked third in the league in walks (77)...his home runs came in just 334 at bats, while his average of 16.70 at bats per home run was the best mark in the EL...ranked third in the Nationals farm system in home runs...the batting average was his lowest as a minor leaguer over a full season, as was his .367 on-base percentage...stole a career-high 13 bases and struck out a career-high 117 times...led Harrisburg in runs scored (75) and walks...hit .225 against left-handed pitching compared to .204 against right-handers...clubbed 13 of his 20 home runs and had 33 of his 46 RBI on the road...had a .274 batting average when leading off an inning but hit just .183 with runners in scoring position...batted .250 with the bases empty, .155 with runners on...hit under .200 in three months (.125 in April, .179 in June, .183 in August)...tossed out 39 of 97 (40.2%) attempted base stealers, which was the best mark in the league...appeared in 95 games at catcher...also went 8 for 15 (.533) in six games at designated hitter and was 1 for 3 with a home run and two RBI as a pinch hitter...batted fifth 37 times and second 36 times...went 1 for 6 over his first three games before going on the disabled list April 12 with a sprained right ankle...was reinstated April 19...compiled a season-best nine-game hitting streak from May 10-25...went 12 for 34 (.353) with 11 runs scored, four doubles, four home runs, nine RBI and six walks during the streak to lift his average to .224...homed in three consecutive games at Akron, May 23-25...hit .277 with six home runs and 12 RBI in 20 games in May...had his first two-homer game June 3 at Erie...then went 8 for 67 (.119) over his next 22 games through July 2 to drop his average under .200 (.197)...had his second two-homer game July 4 against Erie...went 0 for 18 over his next six games to fall to .190 but a 13 for 35 (.371) stretch from July 16-26 lifted his average to .217...homed in three consecutive games for the second time, Aug. 16-18 at Akron...went 2 for 12 (.167) with a home run and a RBI in three postseason games...played for Scottsdale in the Arizona Fall League following the season and was named to the AFL All-Prospect Team after batting .276 with two home runs and 11 RBI in 21 games...also played in the AFL Rising Stars Game...was rated as the Nationals ninth-best prospect by *Baseball America* following the season...moved up to number seven in the A's organization following the trade.

2010—Batted .235 in 94 games with Potomac but walked 89 times for a .419 on-base percentage...ranked 10th in the minors in walks...led the Carolina League in walks and ranked second in on-base percentage...hit 12 home runs and his average of 24.83 at bats per home run was third best in the league...was rated as the Nationals second-best prospect by *Baseball America* following the season, his second consecutive year in the number two spot...was also listed as having the Best Strike-Zone

Discipline in the magazine's Best Tools survey...batted .300 with runners in scoring position...seven of his 12 home runs came with runners on base...also hit seven in the first inning...tossed out 29 of 57 (50.9%) attempted base stealers...appeared in just one game in April and 13 in May due to two stints on the disabled list...was out from April 19 to May 9 with a sprained left wrist and May 22 to 30 with a concussion...was hitting .317 in 13 games before the concussion...then batted .222 over his final 81 contests...drove in a season-high four runs June 19 against Lynchburg...then went 7 for 52 (.135) over his next 19 games...had his lone two-steal game of the season Aug. 16 at Kinston...went 3 for 4 and scored a season-high four runs Aug. 21 against Winston-Salem...hit safely in a season-best six consecutive games from Aug. 23-31 (8 for 23, .348)...that included four straight games with a double from Aug. 24-31...hit .269 with eight runs scored, a home run and four RBI in eight postseason games...also walked 10 times for a .486 on-base percentage to help the Nationals to the Carolina League Championship...played for Scottsdale in the Arizona Fall League following the season and hit .278 with four home runs and 19 RBI in 16 games...added 11 walks for a .403 on-base percentage...tied for second in the AFL in slugging (.667).

2009—Hit .286 with 23 home runs and 84 RBI in 126 games with Single-A Hagerstown...had minor league career-highs in nearly every offensive category...including 90 walks, which tied for seventh in all of the minor leagues...was named the Nationals Minor League Player of the Year after pacing full-season Washington farmhands in home runs, walks, on-base percentage (.413), slugging percentage (.513) and OPS (.926)...led the South Atlantic League in walks (90), intentional walks (9) and on-base percentage (.413), ranked second in home runs and total bases (224), tied for second in extra base hits (53), fourth in RBI and runs scored (78) and fifth in slugging (.513)...was named to the SAL Midseason and Postseason All-Star Teams and was also named the Most Outstanding Major League Prospect...was also honored as a Topps Class A All-Star and the Top Hitter in Single-A by MiLB.com...was ranked as the Nationals number two prospect by *Baseball America*...hit 18 of his 23 home runs on the road...batted .350 with seven home runs in 22 games during the day...went 5 for 8 (.625) with three doubles and a home run with the bases loaded...batted .320 with eight home runs and 26 RBI in the first inning...led SAL catchers in games (100), errors (18) and passed balls (28) and tied for the lead in double plays (9)...tossed out 55 of 151 (36.4%) attempted base stealers, which was third best...hit a grand slam May 10 against West Virginia...was named SAL Batter of the Week for the week of May 11-17 after going 13 for 23 (.565) with nine runs scored in six games...batted .370 with eight home runs and 29 RBI in 28 games in May...homed in all four games of a four-game series at Hickory July 4-7...that included a pair of two-homer games July 5 and 7...had surgery to remove his left hamate performed by Dr. Thomas Graham in Baltimore, Oct. 8.

2008—Batted .278 with 10 home runs and 38 RBI in 70 games with Vermont of the Short-Season Single-A New York-Penn League...set club records and led the league with 63 walks and a .444 on-base percentage...also topped the league in intentional walks (4) and caught stealing (9)...was named to the Topps Short-Season/Rookie All-Star Team and the *Baseball America* Short-Season All-Star Team...was rated as the fourth-best prospect in the NYP League by *Baseball America* and the Nationals number six prospect...batted .328 against left-handed pitching compared to .260 against right-handers...had a .518 on-base percentage against lefties...hit .318 with a .520 on-base percentage at home...batted .381 with five of his 10 home runs and 15 of his 38 RBI in the first inning...had a .349 batting average when leading off an inning...appeared in 47 games at catcher and tossed out 23 of 49 (46.9%) attempted base stealers, which was the best percentage in the NYP League...also led league catchers with 10 errors...was named to the NYP League Midseason All-Star Team...went 3 for 4 with five walks in an 18-inning, 5-4 win over Lowell July 28...his best month of the season was July when he batted .349 with five home runs, 17 RBI, 21 walks and a .491 on-base percentage in 25 games...was named NYP League Batter of the Week for the week of July 28 to August 3 after batting .476 (10 for 21) with three home runs, seven RBI, 13 walks and two hit by pitches (.694 on-base percentage).

2007—Began his professional career with the Nationals affiliate in the Gulf Coast League (Rookie) and hit .203 with four home runs and 15 RBI in 37 games...12 of his 25 hits were for extra bases as he also collected six doubles and two triples...appeared in 22 games at designated hitter, 14 at catcher and one at first base...tossed out 5 of 21 (23.8%) attempted base stealers...went 2 for 4 with two doubles and a RBI in his professional debut June 29 against the Dodgers...hit his first home run July 24 at the Dodgers.

PERSONAL/MISCELLANEOUS

Derek R. Norris was originally signed by Washington scout Ryan Fox...is a 2007 graduate of Goddard (KS) High...in 2007, was Kansas Gatorade Baseball Player of the Year...also earned spot on Louisville Slugger All-American team as a senior...began catching as a senior in high school...had played third base prior...signed a Letter of Intent to play baseball at Wichita (KS) State before being drafted.

LIFETIME PLAYING RECORD

Year	Club	AVG.	G	AB	R	H	2B	3B	HR	RBI	SH	SF	HP	BB	SO	SB	CS	SLG	OBP	E
2007	GCL Nationals	.203	37	123	16	25	6	2	4	15	0	1	2	25	38	2	1	.382	.344	6
2008	Vermont	.278	70	227	42	63	12	0	10	38	0	4	8	63	56	11	9	.463	.444	10
2009	Hagerstown	.286	126	437	78	125	30	0	23	84	0	5	8	90	116	6	3	.513	.413	18
2010	Potomac	.235	94	298	67	70	19	0	12	49	0	4	8	89	94	6	3	.419	.419	7
2011	Harrisburg	.210	104	334	75	70	17	1	20	46	3	2	7	77	117	13	4	.446	.367	8
2012	Sacramento	.271	58	218	39	59	14	2	9	38	0	6	1	21	41	5	1	.477	.329	2
	OAKLAND	.201	60	209	19	42	8	1	7	34	0	1	1	21	66	5	1	.349	.276	5
ML Totals		.201	60	209	19	42	8	1	7	34	0	1	1	21	66	5	1	.349	.276	5

CAREER TRANSACTIONS

2007 — Selected by the Washington Nationals organization in the 4th round of the First-Year Player Draft. **2011** — Traded to the Oakland Athletics with pitchers A.J. Cole, Tommy Milone and Brad Peacock for pitchers Gio Gonzalez and Rob Gilliam, December 23.

DIVISION SERIES RECORD

Year	Club/Opp	AVG.	G	AB	R	H	2B	3B	HR	RBI	SH	SF	HP	BB	SO	SB	CS	SLG	OBP	E
2012	OAK vs. DET	.083	5	12	0	1	0	0	0	0	0	0	0	0	6	0	1	.083	.083	0

VS. THE AMERICAN LEAGUE

2012					CAREER					
AVG.	AB	H	HR	RBI	vs. TEAM	AVG.	AB	H	HR	RBI
.125	16	2	0	1	Baltimore	.125	16	2	0	1
.214	14	3	0	2	Boston	.214	14	3	0	2
.273	11	3	1	3	Chicago	.273	11	3	1	3
.111	18	2	0	2	Cleveland	.111	18	2	0	2
.000	3	0	0	0	Detroit	.000	3	0	0	0
.000	6	0	0	0	Kansas City	.000	6	0	0	0
.235	17	4	1	4	Los Angeles	.235	17	4	1	4
.200	15	3	0	2	Minnesota	.200	15	3	0	2
.071	14	1	0	0	New York	.071	14	1	0	0
—	0	0	0	0	Oakland	—	0	0	0	0
.050	20	1	0	0	Seattle	.050	20	1	0	0
.143	7	1	0	1	Tampa Bay	.143	7	1	0	1
.371	35	13	3	10	Texas	.371	35	13	3	10
.286	21	6	1	5	Toronto	.286	21	6	1	5

VS. THE NATIONAL LEAGUE

2012					CAREER					
AVG.	AB	H	HR	RBI	vs. TEAM	AVG.	AB	H	HR	RBI
.000	3	0	0	0	Los Angeles	.000	3	0	0	0
.333	9	3	1	4	San Francisco	.333	9	3	1	4

MONTHLY BREAKDOWN

2012					CAREER					
AVG.	AB	H	HR	RBI	by MONTH	AVG.	AB	H	HR	RBI
.348	23	8	2	5	June	.348	23	8	2	5
.130	54	7	1	6	July	.130	54	7	1	6
.200	70	14	2	12	August	.200	70	14	2	12
.170	53	9	1	8	September	.170	53	9	1	8
.444	9	4	1	3	October	.444	9	4	1	3

BATTING BREAKDOWN

2012					CAREER					
AVG.	AB	H	HR	RBI	by CATEGORY	AVG.	AB	H	HR	RBI
.210	105	22	3	16	Home	.210	105	22	3	16
.192	104	20	4	18	Road	.192	104	20	4	18
.147	75	11	4	12	Day	.147	75	11	4	12
.231	134	31	3	22	Night	.231	134	31	3	22
.244	41	10	2	6	Pre-ASG	.244	41	10	2	6
.190	168	32	5	28	Post-ASG	.190	168	32	5	28
.209	86	18	2	15	vs. LHP	.209	86	18	2	15
.195	123	24	5	19	vs. RHP	.195	123	24	5	19
.339	56	19	1	24	RISP	.339	56	19	1	24
.111	9	1	0	4	Bases Loaded	.111	9	1	0	4
.000	4	0	0	0	Pinch Hitter	.000	4	0	0	0
.429	7	3	0	1	Designated Hitter	.429	7	3	0	1

BALLPARK BREAKDOWN

	AVG.	AB	H	HR	RBI
Angel Stadium	.250	4	1	0	1
Ballpark in Arlington	.409	22	9	2	7
Camden Yards	.111	9	1	0	1
Comerica Park	.000	3	0	0	0
Kauffman Stadium	.000	6	0	0	0
O.co Coliseum	.210	105	22	3	16
Progressive Field	.091	11	1	0	1
Rogers Centre	.375	8	3	1	3
Safeco Field	.125	8	1	0	0
Target Field	.000	8	0	0	1
Tropicana Field	.143	7	1	0	1
U.S. Cellular Field	.273	11	3	1	3
Yankee Stadium	.000	7	0	0	0

FIELDING STATISTICS

Catcher

YEAR	PCT.	G	PO	A	E	TC	DP	PB
2012	.989	58	438	19	5	462	0	4
Totals	.989	58	438	19	5	462	0	4

NORRIS' CAREER BESTS

- Hits:** 2 (eight times), last: October 3, 2012 vs. Texas
- Home Runs:** 1 (seven times), last: October 3, 2012 vs. Texas
- Runs Batted In:** 3 (three times), last: September 26, 2012 at Texas
- Stolen Bases:** 1 (five times), last: August 16, 2012 at Kansas City
- Hitting Streak:** 8, August 3 to 12, 2012
- Hitless Streak (At Bats):** 30, July 2 to 21, 2012
- Grand Slams:** None.
- Pinch-Hit Home Runs:** None.
- Inside-The-Park Home Runs:** None.
- Game Ending Home Runs:** 1, June 24, 2012 vs. San Francisco (Santiago Casilla)
- Lead Off Home Runs:** None.

LEFT-HANDED PITCHER**Height/Weight:** 6-1 / 195 **Bats/Throws:** Left / Left**Birthdate:** December 25, 1975 **Opening Day Age:** 37**Birthplace/Resides:** Kyoto, Japan / Tokyo, Japan**Major League Service:** 4 years, 55 days**Obtained:** Signed a minor league contract, February 12, 2013**Contract Status:** First year of a one-year contract through 2013.**CAREER HIGHLIGHTS**

Has pitched for 13 seasons in Japan with Yomiuri (1995-2005), Nippon-Ham (2006) and Soft Bank (2012), in addition to five seasons in the Major Leagues with Boston (2007-11)...was 34-34 with 50 saves and a 3.20 ERA in 495 games in Nippon Professional Baseball and is 17-8 with six saves and a 3.11 ERA in 261 games in Major League Baseball...saw action as a starter in his first five years with Yomiuri but has pitched exclusively in relief since 2000...was selected to pitch in the NPB All-Star Game in 2002...after 11 seasons with Yomiuri, he pitched for Nippon-Ham in his final season in Japan before signing with Boston Nov. 30, 2006...appeared in four of five games in the 2006 Japan Series against the Chunichi Dragons, helping Nippon-Ham to the franchise's first championship since 1962...earned a spot as the left-handed pitcher on the Topps Major League Rookie All-Star Team in 2007...was also named to the American League All-Star team that year after winning the online All-Star Final Vote...made 17 postseason appearances with Boston from 2007-09, posting a 2.11 ERA (5 er in 21.1 innings) without a decision...the games pitched are the most ever by a Major Leaguer born in Japan...spent most of his final season in the Red Sox organization with Triple-A Pawtucket...returned to Japan in 2012, logging a career-best 0.94 ERA in 56 games with Soft Bank.

2012 HIGHLIGHTS

Returned to Japan after five seasons in the Boston Red Sox organization...pitched for Soft Bank and logged a career-low 0.94 ERA in 56 appearances...added nine saves, which was second only to his career high of 25 in 2001...yielded just one home run in 47.2 innings...walked just six batters, an average of 1.13 per nine innings...struck out 36 for a strikeout-to-walk ratio of 6.0...tied for the team lead with 24 holds...appeared in two postseason games for the Hawks, both in the first round against Seibu (2.0 ip, 1 h, 1 r, 1 er, 3 so)...saved Game 3 to clinch the series win, 2 games to 1...did not pitch against Nippon-Ham in the second round as Soft Bank was swept in three games.

CAREER

2011—Spent most of the season with Triple-A Pawtucket but also went 1-0 with a 4.32 ERA in seven relief appearances with Boston...allowed a .233 opponents batting average, including .158 against right-handed hitters compared to .364 against left-handers...was recalled April 18 and allowed three runs in 0.2 innings in his first outing...allowed just one run over his final six outings (7.2 ip)...his final appearance May 9 against Minnesota was the 700th of his career between Nippon Professional Baseball (439) and Major League Baseball (261)...picked up the win, tossing a MLB-high 43 pitches while pitching a scoreless 10th and 11th inning in the 2-1 victory...was designated for assignment May 19 and outrighted to Pawtucket May 24...was 8-1 with a 2.29 ERA in 34 games with the PawSox...walked just nine batters in 51.0 innings and allowed three home runs...opponents hit .211, including .190 by left-handed hitters compared to .220 by right-handers...allowed a .179 average with the bases empty compared to .278 with runners on base...yielded a .278 average with runners in scoring position, but that dropped to .176 with RISP and two outs...went 5-0 with a 1.57 ERA in 20 games before the All-Star Break, 3-1 with a 3.22 ERA after the break...allowed 2 of 7 (28.6%) inherited runners to score...tossed at least one inning in 33 of his 34 appearances...did not allow a run in five outings (5.2 ip, 2 h, 5 so) before his promotion to Boston April 18...logged a 0.71 ERA and did not walk a batter in 12.2 innings over his first 10 outings through June 7...capped that stretch by striking out a season-high four batters in 2.0 innings June 7 at Norfolk...allowed season-highs in runs (3) and hits (4) in 1.0 inning against Lehigh Valley July 21...surrendered two more runs the next day and his ERA reached a season-high 2.93 Aug. 12...then tossed a season-high 3.0 scoreless innings Aug. 16 against Colorado Springs to begin a season-ending

11.0-inning scoreless streak...also tossed 1.1 scoreless innings (2 so) in one postseason appearance for Pawtucket.

2010—Appeared in 56 games, his fourth consecutive season with 50 or more games...joins Dick Radatz (1962-65) as the only members of the Red Sox to pitch in at least 50 games in each of their first four Big League campaigns...became the 13th American League player overall to do it, the fifth lefty...is just the second Japanese-born pitcher to accomplish the feat (Shigetoshi Hasegawa, 1997-2000)...missed time due to his first career stint on the disabled list...tallied a career-high four losses and 4.50 ERA...also set career highs with 59 hits and 24 runs allowed...earned the Opening Day victory April 4 against New York (AL), becoming the first Red Sox pitcher ever to win two Opening Day games in relief (also 2008 against the A's in Tokyo)...allowed an unearned run to take the loss in the team's next game April 6 against New York (AL), becoming the first Red Sox pitcher to earn a decision in each of Boston's first two games of the season since Bill Campbell lost each of the club's first two games in 1977...held opponents to a .240 batting average and a 2.77 ERA in 29 appearances at Fenway Park compared to a .398 clip and a 6.75 ERA in 27 games on the road...was placed on the 15-day disabled list Aug. 6 with a right hamstring strain...made three rehab appearances with Triple-A Pawtucket before being activated Aug. 28...allowed runs in just 2 of his final 16 outings after coming off the DL...posted a 1.32 ERA in that time, including a season-high 12-game (10.0 ip) scoreless stretch from Aug. 29 to Sept. 21...finished second among Red Sox relievers with a 2.37 ERA after the All-Star break, including a club-best 1.38 mark in Sept./Oct...retired 11 straight batters over three tilts from Sept. 18-21...made his 250th career relief appearance Sept. 21 against Baltimore, becoming the 11th player to reach that mark with Boston.

2009—Made a career-high 68 appearances for the Red Sox, which ranked eighth among American League left-handers...held opponents scoreless in 52 of 68 games...finished tied for fifth in the AL with 24 holds, his third straight season to reach 20 in that category...doubled his previous career high in wins and equaled total from his first two seasons combined with six victories, which tied for eighth among AL relievers...Tom Burgmeier was Boston's last lefty to post more relief victories in a season, going 7-0 in 1982...that was also the last time a Sox hurler had more relief wins in a single season without a loss...held left-handed hitters to a .167 clip, which was eighth in the AL among pitchers with at least 60 appearances...allowed just 16.2% (6 of 37) of inherited runners to score, which was third among qualifying AL pitchers...went 27 games without allowing an inherited runner to score from May 16 to July 24, stranding a total of 16 over that span...posted a 1.04 ERA over a stretch of 25 games from April 28 to June 29...logged a 2.87 mark over his final 58 games beginning April 28...gave up two runs on four hits and did not retire a batter April 24 against New York (AL), the first time in his Major League career that he failed to record an out...had 16.1 scoreless innings from April 28 to June 4, which was the longest streak by a Boston reliever in 2009...joined Junichi Tazawa and Takashi Saito as the first trio of Japanese hurlers ever to appear for a ML team in a single game, Aug. 7 at New York (AL)...made one postseason appearance, tossing 0.1 inning in Game 3 of the ALDS against Los Angeles (AL).

2008—Notched his second straight season of at least 60 games, the second Red Sox ever to reach that mark in each of his first two Major League campaigns, joining Dick Radatz (1962-63)...tallied 23 holds, which ranked sixth in the American League...held lefties to a .184 average, including a .125 clip in his final 27 games...went more than 1.0 inning 10 times with a high of 2.0 innings on three occasions...let 52.0% (13-of-25) of his inherited runners score, which was the second highest mark in the AL among relievers with at least 50 appearances...gave up runs in 11 of his 64 games...allowed just one run over his first 17 games through May 10, posting a 0.50 ERA in that span...surrendered 11 runs over his next 16 outings from May 14 to June 27, with a 6.32 ERA during that stretch...permitted runs in six of his final 31 appearances for a 1.91 ERA from June 29 onward...tossed 1.0 scoreless inning to earn the win in Boston's 6-5, 10-inning victory over Oakland on Opening Day, March 25 in Tokyo, Japan...posted a 1.80 ERA over eight appearances in Boston's playoff run...pitched in each of the final three games of the ALDS against the Angels, allowing two earned runs in 2.2 innings (6.75 ERA)...surrendered just one hit in 7.1 scoreless frames over five ALCS contests, with 2.0 innings of work in Games 2, 5 and 6.

2007—In his first Major League season, led the Red Sox and all American League rookies with 66 appearances, a club record for a first-year player...was selected as the Major League Setup Man of the Year in fan voting in MLB.com's This Year in Baseball Awards...also named Red Sox Unsung Hero by Boston BBWAA Chapter...earned a spot as the left-handed pitcher on the Topps Major League Rookie All-Star Team...had the eighth-best ERA among AL qualifying relievers at 2.22...opponents hit just

.130 with runners in scoring position and .168 with runners on base, both the second-lowest marks among AL relievers with 50.0 or more innings...held opponents to a .255 on-base percentage, which was eighth lowest in AL among relief pitchers...permitted just 4 of 28 (14.3%) inherited runners to score...surrendered a home run to John Buck on the first pitch he threw in the Major Leagues, a sixth inning blast on Opening Day, April 2 at Kansas City...was the third pitcher in Red Sox history to do that along with Charlie Mitchell (Aug. 9, 1984 at Texas) and Jeff Suppan (July 17, 1995 against Kansas City)...tossed 20.2 scoreless innings over his next 20 games after Opening Day through May 20, the longest scoreless streak by a Red Sox lefty since Bruce Hurst's 21.2 innings from May 5-15, 1987...posted a 0.71 ERA in 12 April appearances to earn AL Rookie of the Month honors...was just the second AL middle/setup reliever to ever receive that award, joining Texas' Frank Francisco in August 2004...ended a span of 17.0 scoreless innings by allowing a home run to Paul Konerko July 9 against Chicago (AL)...earned a spot on the AL All-Star team by virtue of winning online All-Star Final Vote...received over 4.3 million votes...became the seventh native of Japan ever selected as an All-Star and the ninth Red Sox rookie...did not pitch in the July 10 game at San Francisco...beginning Aug. 10, compiled a 7.24 ERA over his final 15 games...did not pitch from Sept. 15-26 due to left shoulder fatigue...had a 2.45 ERA in a team-best eight appearances during the playoffs...worked 9.2 scoreless frames in his first six postseason outings before issuing three runs, including two homers, over 1.1 innings in Games 3 and 4 of the World Series at Colorado...pitched 2.1 shutout frames in two ALDS outings against the Angels and 5.0 scoreless innings in three ALCS games versus Cleveland...was the first native of Japan to ever pitch in a World Series game with 2.1 scoreless innings in Game 2 at Fenway Park.

2006—After 11 seasons with Yomiuri, he pitched for Nippon-Ham in his final season in Japan before signing with Boston...tied for seventh in the Pacific League in saves (4) and ranked 10th in appearances (55)...was 2-2 with a 2.14 ERA...held opposition to a .230 batting average and had 22 holds...appeared in four of five games in the Japan Series against the Chunichi Dragons...Nippon-Ham won the series, 4-1, for the franchise's first championship since 1962.

2005—Appeared in 42 games in his final season with the Giants...was 1-0 with a 4.75 ERA...struck out 56 and walked 19 in 53.0 innings.

2004—Was eighth in the Central League and second on the Yomiuri staff in appearances (53)...added five saves and a 3.09 ERA while compiling a 4-3 record...struck out 53 batters in 46.2 innings.

2003—Pitched in just 41 games, his lowest work load since 1999 (37)...his 38.2 innings were his lowest since tossing only 12.2 in 1996...was 2-3 with a 4.89 ERA for Yomiuri.

2002—Tied for sixth in the Central League and was second on the Giants pitching staff in appearances (52)...won a career-best 6 games...selected to pitch in NPB All-Star Game...was 6-3 with a 3.40 ERA in 52 relief appearances.

2001—Ranked fourth in Central League in saves (25) and seventh in games (58)...the saves were a career-high and the games pitched were his most in Japan...had a 2-1 record and a 2.76 ERA in 58 relief appearances.

2000—Tallied the first seven saves of his career in 56 relief appearances with Yomiuri...was 5-4 with a 3.11 ERA...matched his career-high with 102 strikeouts in just 72.1 innings...averaged 12.69 strikeouts per nine innings.

1999—Pitched mostly in relief for the first time in his career...was 4-1 with a 2.97 ERA in 37 games, including three starts, with Yomiuri...the three starts were the final starts of his career.

1998—Was 3-6 with a 4.33 ERA in 14 games, 12 starts, with Yomiuri in his final season in which he was primarily a starter.

1997—Logged a 4-9 record and a 3.46 ERA in 25 games, 19 starts, in his first extensive action with Yomiuri...struck out a career-high 102 batters in a career-high 109.1 innings.

1996—Went 1-0 with a 0.71 ERA in five games, one start, with Yomiuri.

1995—Made one start in his NPB debut with Yomiuri...allowed a run on five hits and two walks in 5.0 innings while striking out nine in a no decision.

PERSONAL/MISCELLANEOUS

Hideki Okajima...is married, Yuka...has two sons and a daughter...graduated from Higashiyama High School in 1994...pitched in 1994 Koshien National High School Tournament...was selected third by Yomiuri in the 1994 NPB draft.

LIFETIME PITCHING RECORD

Year	Club	W	L	ERA	G	GS	CG	SHO	SV	IP	H	R	ER	HR	HB	BB	IBB	SO	WP	BK
1995	Yomiuri	0	0	1.80	1	1	0	0	0	5.0	5	1	1	0	0	2	-	9	0	0
1996	Yomiuri	1	0	0.71	5	1	0	0	0	12.2	13	2	1	0	1	9	-	8	1	0
1997	Yomiuri	4	9	3.46	25	19	2	1	0	109.1	92	47	42	7	4	59	-	102	3	0
1998	Yomiuri	3	6	4.33	14	12	0	0	0	62.1	61	31	30	7	2	32	-	54	3	1
1999	Yomiuri	4	1	2.97	37	3	0	0	0	69.2	42	25	23	6	3	28	-	77	3	0
2000	Yomiuri	5	4	3.11	56	0	0	0	7	72.1	53	26	25	4	2	31	-	102	5	0
2001	Yomiuri	2	1	2.76	58	0	0	0	25	62.0	62	21	19	5	2	39	-	70	2	0
2002	Yomiuri	6	3	3.40	52	0	0	0	0	55.2	42	21	21	8	3	22	-	58	4	0
2003	Yomiuri	2	3	4.89	41	0	0	0	0	38.2	45	22	21	6	1	20	-	29	1	0
2004	Yomiuri	4	3	3.09	53	0	0	0	5	46.2	33	16	16	5	1	20	-	53	2	0
2005	Yomiuri	1	0	4.75	42	0	0	0	0	53.0	55	31	28	10	4	19	-	56	1	0
2006	Nippon-Ham	2	2	2.14	55	0	0	0	4	54.2	46	14	13	5	1	14	-	63	6	0
2007	BOSTON	3	2	2.22	66	0	0	0	5	69.0	50	17	17	6	1	17	2	63	0	0
2008	BOSTON	3	2	2.61	64	0	0	0	1	62.0	49	18	18	6	1	23	1	60	2	0
2009	BOSTON	6	0	3.39	68	0	0	0	0	61.0	56	23	23	8	2	21	3	53	0	0
2010	BOSTON	4	4	4.50	56	0	0	0	0	46.0	59	24	23	6	0	20	5	33	2	0
	Pawtucket	0	0	19.29	3	0	0	0	0	2.1	6	5	5	1	0	0	0	0	0	0
2011	Pawtucket	8	1	2.29	34	0	0	0	0	51.0	39	13	13	3	0	9	1	48	2	0
	BOSTON	1	0	4.32	7	0	0	0	0	8.1	7	4	4	0	0	5	0	6	0	0
2012	Soft Bank	0	2	0.94	56	0	0	0	0	47.2	34	6	5	1	0	6	0	36	3	0
ML Totals		17	8	3.11	261	0	0	0	6	246.1	221	86	85	26	4	86	11	215	4	0
Japan Totals		34	34	3.20	495	36	2	1	50	689.2	583	263	245	64	24	301	-	717	34	1

CAREER TRANSACTIONS

2006 — Signed by the Boston Red Sox as a free agent, November 30. **2010** — On the disabled list, August 6 to 27; included rehabilitation assignment to Pawtucket, August 21 to 27. Contract non-tender, December 2. **2011** — Resigned by Boston, January 10. Elected free agency, September 29. **2012** — Signed by the New York Yankees to a minor league contract, January 16. Released, February 16. **2013** — Signed by the Oakland Athletics to a minor league contract, February 12.

DIVISION SERIES RECORD

Year	Club/Opp.	W	L	ERA	G	GS	CG	SHO	SV	IP	H	R	ER	HR	HB	BB	IBB	SO	WP	BK
2007	BOS vs. LAA	0	0	0.00	2	0	0	0	0	2.1	1	0	0	0	0	1	0	2	0	0
2008	BOS vs. LAA	0	0	6.75	3	0	0	0	0	2.2	3	2	2	0	0	1	0	0	0	0
2009	BOS vs. LAA	0	0	0.00	1	0	0	0	0	0.1	0	0	0	0	0	0	0	0	0	0
Totals		0	0	3.38	6	0	0	0	0	5.1	4	2	2	0	0	2	0	2	0	0

LEAGUE CHAMPIONSHIP SERIES RECORD

Year	Club/Opp.	W	L	ERA	G	GS	CG	SHO	SV	IP	H	R	ER	HR	HB	BB	IBB	SO	WP	BK
2007	BOS vs. CLE	0	0	0.00	3	0	0	0	0	5.0	4	0	0	0	0	2	1	3	0	0
2008	BOS vs. TB	0	0	0.00	5	0	0	0	0	7.1	1	0	0	0	0	1	0	5	0	0
Totals		0	0	0.00	8	0	0	0	0	12.1	5	0	0	0	0	3	1	8	0	0

WORLD SERIES RECORD

Year	Club/Opp.	W	L	ERA	G	GS	CG	SHO	SV	IP	H	R	ER	HR	HB	BB	IBB	SO	WP	BK
2007	BOS vs. COL	0	0	7.36	3	0	0	0	0	3.2	4	3	3	2	0	0	0	6	0	0

ALL-STAR GAME RECORD

Year	Club/Site	W	L	ERA	G	GS	CG	SHO	SV	IP	H	R	ER	HR	HB	BB	IBB	SO	WP	BK
2007	AL (S.F.)																			

(Selected — Did Not Pitch)

VS. THE AMERICAN LEAGUE

2012		CAREER												
ERA	W	L	S	G	IP	ER	vs. TEAM	ERA	W	L	S	G	IP	ER
—	0	0	0	0	0.0	0	Baltimore	5.70	0	4	0	33	30.0	19
—	0	0	0	0	0.0	0	Boston	—	0	0	0	0	0.0	0
—	0	0	0	0	0.0	0	Chicago	3.00	0	0	0	13	12.0	4
—	0	0	0	0	0.0	0	Cleveland	1.00	1	0	2	11	9.0	1
—	0	0	0	0	0.0	0	Detroit	1.32	1	0	1	13	13.2	2
—	0	0	0	0	0.0	0	Kansas City	8.44	0	0	0	7	5.1	5
—	0	0	0	0	0.0	0	Los Angeles	1.88	1	0	0	13	14.1	3
—	0	0	0	0	0.0	0	Minnesota	0.00	2	0	1	11	12.1	0
—	0	0	0	0	0.0	0	New York	5.14	3	2	1	31	28.0	16
—	0	0	0	0	0.0	0	Oakland	3.29	1	0	0	15	13.2	5
—	0	0	0	0	0.0	0	Seattle	1.06	1	1	0	19	17.0	2
—	0	0	0	0	0.0	0	Tampa Bay	2.52	1	0	0	27	25.0	7
—	0	0	0	0	0.0	0	Texas	1.69	2	0	1	15	16.0	3
—	0	0	0	0	0.0	0	Toronto	3.74	2	1	0	25	21.2	9

VS. THE NATIONAL LEAGUE

2012		CAREER												
ERA	W	L	S	G	IP	ER	vs. TEAM	ERA	W	L	S	G	IP	ER
—	0	0	0	0	0.0	0	Arizona	0.00	1	0	0	3	3.2	0
—	0	0	0	0	0.0	0	Atlanta	2.25	0	0	0	4	4.0	1
—	0	0	0	0	0.0	0	Chicago	—	0	0	0	0	0.0	0
—	0	0	0	0	0.0	0	Cincinnati	27.00	0	0	0	1	0.1	1
—	0	0	0	0	0.0	0	Colorado	27.00	0	0	0	2	1.1	4
—	0	0	0	0	0.0	0	Florida	0.00	0	0	0	1	1.0	0
—	0	0	0	0	0.0	0	Houston	6.75	0	0	0	2	1.1	1
—	0	0	0	0	0.0	0	Los Angeles	0.00	0	0	0	1	1.1	0
—	0	0	0	0	0.0	0	Milwaukee	—	0	0	0	0	0.0	0
—	0	0	0	0	0.0	0	New York	—	0	0	0	0	0.0	0
—	0	0	0	0	0.0	0	Philadelphia	1.42	1	0	0	5	6.1	1
—	0	0	0	0	0.0	0	Pittsburgh	—	0	0	0	0	0.0	0
—	0	0	0	0	0.0	0	San Diego	0.00	0	0	0	1	1.0	0
—	0	0	0	0	0.0	0	San Francisco	0.00	0	0	0	4	4.0	0
—	0	0	0	0	0.0	0	St. Louis	3.38	0	0	0	2	2.2	1
—	0	0	0	0	0.0	0	Washington	0.00	0	0	0	2	1.1	0

MONTHLY BREAKDOWN

2012		CAREER												
ERA	W	L	S	G	IP	ER	by MONTH	ERA	W	L	S	G	IP	ER
—	0	0	0	0	0.0	0	March	0.00	1	0	0	1	1.0	0
—	0	0	0	0	0.0	0	April	3.53	4	1	2	50	43.1	17
—	0	0	0	0	0.0	0	May	1.35	1	0	3	48	53.1	8
—	0	0	0	0	0.0	0	June	5.08	3	3	0	47	44.1	25
—	0	0	0	0	0.0	0	July	1.56	3	1	0	36	34.2	6
—	0	0	0	0	0.0	0	August	3.63	4	1	0	37	34.2	14
—	0	0	0	0	0.0	0	September	4.01	1	2	1	41	33.2	15
—	0	0	0	0	0.0	0	October	0.00	0	0	0	1	1.1	0

PITCHING BREAKDOWN

2012		CAREER												
ERA	W	L	S	G	IP	ER	by CATEGORY	ERA	W	L	S	G	IP	ER
—	0	0	0	0	0.0	0	Home	2.86	10	3	4	130	119.2	38
—	0	0	0	0	0.0	0	Road	3.34	7	5	2	131	126.2	47
—	0	0	0	0	0.0	0	Day	3.27	4	2	1	77	74.1	27
—	0	0	0	0	0.0	0	Night	3.03	13	6	5	184	172.0	58
—	0	0	0	0	0.0	0	Pre-ASG	3.02	10	4	5	160	155.0	52
—	0	0	0	0	0.0	0	Post-ASG	3.25	7	4	1	101	91.1	33
—	0	0	0	0	0.0	0	Starter	—	0	0	0	0	0.0	0
—	0	0	0	0	0.0	0	Reliever	3.11	17	8	6	261	246.1	85

BALLPARK BREAKDOWN

	ERA	W	L	S	G	IP	ER
Angel Stadium	2.70	1	0	0	3	3.1	1
AT&T Park	0.00	0	0	0	1	1.0	0
Camden Yards	6.11	0	3	0	19	17.2	12
Chase Field	0.00	1	0	0	1	2.0	0
Citizens Bank Park	1.80	1	0	0	4	5.0	1
Comerica Park	2.16	0	0	0	7	8.1	2
Coors Field	27.00	0	0	0	2	1.1	4
Fenway Park	2.86	10	3	4	130	119.2	38
Great American	27.00	0	0	0	1	0.1	1
Kauffman Stadium	4.50	0	0	0	4	4.0	2
Metrodome	0.00	0	0	0	5	6.1	0
Minute Maid Park	6.75	0	0	0	2	1.1	1
Nationals Park	0.00	0	0	0	2	1.1	0
O.co Coliseum	4.76	0	0	0	6	5.2	3
Original Yankee Stadium	5.63	0	0	0	8	8.0	5
PETCO Park	0.00	0	0	0	1	1.0	0
Progressive Field	0.00	1	0	1	6	5.1	0
Rangers Ballpark	2.16	0	0	1	7	8.1	2
Rogers Centre	1.80	1	0	0	12	10.0	2
Safeco Field	1.69	1	1	0	13	10.2	2
Target Field	0.00	0	0	0	1	0.1	0
Tokyo Dome	0.00	1	0	0	1	1.0	0
Tropicana Field	2.31	0	0	0	12	11.2	3
Turner Field	0.00	0	0	0	2	2.0	0
U.S. Cellular Field	5.40	0	0	0	5	5.0	3
Yankee Stadium	4.76	0	1	0	6	5.2	3

FIELDING STATISTICS

Pitcher							
Year	Pct.	G	PO	A	E	TC	DP
2007	1.000	66	1	11	0	12	1
2008	1.000	64	3	4	0	7	0
2009	.900	68	3	6	1	10	0
2010	1.000	56	4	8	0	12	1
2011	1.000	7	2	3	0	5	0
Totals	.978	261	13	32	1	46	2

OKAJIMA'S CAREER BESTS

Low Hit Complete Game: None
Innings Pitched: 2.1, July 7, 2007 at Detroit
Strikeouts: 4, April 29, 2007 at New York (AL)
Longest Winning Streak: 9, July 7, 2008 to April 4, 2010
Longest Losing Streak: 2 (twice), last: June 2 to 10, 2008
Longest Scoreless Streak: 20.2, April 2 to May 20, 2007

**LEFT-HANDED PITCHER****Height/Weight:** 6-1 / 205**Bats/Throws:** Right / Left**Birthdate:** October 18, 1983**Opening Day Age:** 29**Birthplace/Resides:** Fresno, California / Seattle, Washington**Major League Service:** 2 years, 141 days**Obtained:** Signed a minor league contract, October 24, 2012**Contract Status:** First year of a one-year contract through 2013.**NON-ROSTER INVITEE****CAREER HIGHLIGHTS**

Has spent parts of each of the last six seasons in the majors with Baltimore (2007-08), Seattle (2009-10), Pittsburgh (2011) and the Mets (2012)...is 14-22 with a save and a 6.26 ERA in 104 career appearances, including 44 starts...has yet to spend a full seasons in the majors...made his debut with Baltimore with seven starts in 2007...saw his most extensive action in 2008 when he went 9-10 with a 6.65 ERA in 26 starts...ranked fourth among American League rookies in starts that year...has pitched in just five big league games, all in relief, over the last two years...is 8-10 with a 3.98 ERA in 58 games, including 36 starts, in the minors over that span.

2012 HIGHLIGHTS

Began the season at Triple-A Buffalo before he was selected by New York (NL) Aug. 7...made one relief appearance with the Mets Aug. 8 against Miami (0.1 ip, 3 h, 4 r, 4 er, 1 bb, 0 so)...was designated for assignment Aug. 11 and outrighted Aug. 14...spent the rest of the season with the Bisons...was 4-7 with a 4.63 ERA in 34 games, including 21 starts, with Buffalo...allowed a .277 opponents batting average, including .274 (40-for-146) against left-handed hitters compared to .278 (93-for-335) against right-handers...surrendered nine of his 11 home runs to righties...opponents hit .254 with runners in scoring position, including .206 with RISP and two outs...was 2-1 with a 3.81 ERA in 16 games on the road compared to 2-6 with a 6.40 ERA in 18 appearances at home...compiled a 3-7 record, a 4.88 ERA and .286 opponents batting average in his 21 starts...was 1-0 with a 3.43 ERA and .228 opponents average in 13 relief appearances...did not allow a home run in 21.0 innings of relief...stranded each of his two inherited runners...the Bisons were 6-15 (.286) in his starting assignments...tossed six or more innings in just five of his 21 starts, allowed two runs or fewer eight times and walked two batters or fewer 12 times...pitched at least one inning in each of his 13 relief appearances, including two or more six times.

BUFFALO: Pitched a perfect inning of relief in his first outing April 5 at Pawtucket before moving into the starting rotation April 9...made 18 consecutive starts through July 7...walked a season-high five batters in his second start April 14 against Pawtucket...took the loss in that start to begin a three-game losing streak...posted a 4.32 ERA during the streak, which spanned five starts through May 5...issued 16 walks in 25.0 innings...finished April with a 2.82 ERA in five games, four starts...then struck out 35 batters in 29.1 innings in six starts in May...including a season-high 10 strikeouts in 6.2 innings May 11 at Charlotte...allowed just one run in that game but had a no decision in a 3-2, 10-inning loss...snapped his losing streak with his first win of the season May 16 against Gwinnett, allowing three runs on six hits and four walks in 5.0 innings...yielded a season-high 10 hits, including a season-high three home runs May 26 at Scranton/Wilkes-Barre...matched his season-high by walking five batters in his next start June 2 at Toledo...went 1-2 with a 6.67 ERA over a six-start stretch from June 12 to July 7...was moved to the bullpen July 12 and did not allow a run or hit in three relief appearances (6.1 ip, 2 bb, 4 so) before moving back into the rotation July 22...allowed a season-high six runs in 2.2 innings for the loss that day against Charlotte...made two more starts, including Aug. 2 at Syracuse when he allowed just one run on two hits in a season-high 7.0 innings...that was his last outing before the Mets called Aug. 8...pitched exclusively in relief following his return, logging a 5.27 ERA in nine appearances...walked just two batters in 13.2 innings.

CAREER

2011—Was a member of the Pirates' Opening Day roster...spent the majority of the year with Triple-A Indianapolis of the Pacific Coast League...was designated for assignment April 15 and outrighted to Indianapolis April 20, where he spent the remainder of the season...at Triple-A, he was on the disabled list from May 15 to June 7 with an oblique strain and from Aug. 13-22 with a left groin strain...was 3-1 with a 2.92 ERA in 15 starts for Indianapolis...in 71.0 innings, he allowed 46 hits, 25 runs, 23 earned, with 35 walks and 52 strikeouts...opponents hit .189 against him as a starter...out of the bullpen, went 1-2 with a 3.68 ERA in nine contests at Triple-A...in 14.2 innings, he allowed 17 hits, 10 runs, six earned, with 12 walks and nine strikeouts...made 14 straight starts from May 14-Aug. 12...left-handed batters hit .188 against him while right-handers compiled a .216 average against him...in 10 starts in June and July, he went 3-0 with a 2.44 ERA.

2010—Appeared in a career-high and ranked fourth on the team...with 35 games, all out of the bullpen for the Mariners...had 2.84 ERA on the road, 6.27 ERA at home...had a 2.13 ERA with 13 strikeouts over his last 11 appearances...held opponents scoreless in 24 of his 35 appearances...recorded his first Major League save July 24 vs. Boston (1.2 ip, 0 h) after entering with a 2-1 lead in eighth and the tying run on...tossed a season-high 2.0 innings six times...made his season debut June 1 vs. Minnesota, throwing a scoreless ninth inning...recalled from Triple-A Tacoma post-game May 31...began the season with Tacoma making 12 appearances, including six starts...overall, was 2-5 with a 3.66 ERA and 50 strikeouts...as a starter, was 1-4 with a 4.08 ERA...as reliever, went 1-1 with a 2.38 ERA and 17 strikeouts in 11.1 innings...had a 9.64 strikeouts per 9.0 innings ratio...struck out a season-high nine batters in 7.0 innings May 5 at Portland...recorded five strikeouts in 2.1 innings May 20 vs. New Orleans.

2009—Started the season with Triple-A Tacoma, but had two stints with Seattle, May 6-Aug. 20 and Sept. 13-remainder of the season...with Seattle, split time between the starting rotation and bullpen, going 3-5 with a 6.49 ERA in 11 starts and 0-0 with a 3.90 ERA in 20 relief appearances...made his first career relief appearance May 6 at Kansas City...won back-to-back starts, June 11 at Baltimore and June 17 at San Diego...appeared in consecutive team games June 21 vs. Arizona (0.2 ip in relief) and June 23 vs. San Diego (5.1 ip in start)...it was the seventh time since 2004 that a pitcher has appeared in relief and starting roles in back-to-back team games: Dan Wheeler, NYM (April 7-8, 2004), Kyle Lohse, MIN (Oct. 2-3, 2004), Elizardo Ramirez, CIN (Aug. 11-12, 2006), Jorge de la Rosa, KC (June 20-22, 2007), Jeff Bennett, ATL (April 2-3, 2008), Tim Hudson, ATL (July 13-18, 2008)...in relief, stranded 12 of 17 inherited runners (70.6%)...retired 15 of 19 first batters faced (78.9%)...with Tacoma, picked up the Rainiers lone playoff win, Sept. 10 vs. Sacramento (6.0 ip, 5 h, 1 r, 1 er, 3 bb, 6 so).

2008—Was part of two trades during the off season...acquired by the Chicago Cubs for outfielder Felix Pie Jan. 18, 2009...traded to Seattle a week later along with infielder Ronny Cedeno in exchange for pitcher Aaron Heilman Jan. 28, 2009...began the year with Triple-A Norfolk...also spent time at Norfolk in August when he went 0-1 with a 5.25 ERA in two starts...recalled by Baltimore April 29...went 9-10 with a 6.65 ERA in 26 starts for the Orioles...ranked fourth among American League rookies in starts (26), fifth in wins (9) and innings pitched (132.2) and sixth in strikeouts (83)...started the season going 5-1 with a 3.86 ERA through his first eight starts...pitched a career-best 8.1 innings, allowing three earned runs on 11 hits Aug. 1 at Seattle.

2007—Made his Major League debut with the Orioles in a start July 4 at Chicago (AL)...made seven starts for the O's after going 9-7 with a 3.16 ERA in 22 starts for Triple-A Norfolk...ranked third in the International League in ERA and led the league with 128 strikeouts when he joined the Orioles...selected to play in the All-Star Futures game in San Francisco July 8 but did not participate after joining the Orioles four days earlier...pitched 4.1 innings, allowing two earned runs, and did not receive a decision in his ML debut July 4 at the White Sox...earned first victory in his next start July 15 against the Sox, allowing two runs in 5.0 innings.

2006—Combined to go 10-9 with a 3.10 ERA with 162 strikeouts between Single-A Frederick and Double-A Bowie...worked at least 5.0 innings in 27 of his 28 starts...allowed three earned runs or fewer in 22 starts...won three consecutive starts, July 18-28, posting 20.0 consecutive scoreless innings.

2005—Spent most of the season at Aberdeen and was named the eighth-best prospect in the New York-Penn League...allowed one run or less in 10 of his 11 games with the IronBirds...struck out a season-

high 10 batters in 5.1 innings, Sept. 1 vs. Lynchburg...went 1-0 and did not allow a run in 10.0 innings in 3 games in the Carolina League playoffs as the Keys won the championship.

PERSONAL/MISCELLANEOUS

Garrett Andrew Olson was originally signed by Baltimore scout Gil Kubski...was a supplemental pick following the first round of the 2005 First-Year Player Draft as compensation for the Orioles not signing their first round pick in 2004 (Wade Townsend)...graduated from Buchanan High School in Clovis, CA...attended Cal Poly and majored in mechanical engineering...earned first-team All-American honors for the Anchorage Bucs in the Alaskan Summer League in 2004 after going 7-0 with a 0.88 ERA.

LIFETIME PITCHING RECORD

Year	Club	W	L	ERA	G	GS	CG	SHO	SV	IP	H	R	ER	HR	HB	BB	IBB	SO	WP	BK
2005	Aberdeen	2	1	1.58	11	6	0	0	1	40.0	22	7	7	1	2	13	0	40	1	0
	Frederick	0	0	3.14	3	3	0	0	0	14.1	10	5	5	0	2	7	0	19	1	0
2006	Frederick	4	4	2.77	14	14	0	0	0	81.1	81	32	25	7	10	19	1	77	2	1
	Bowie	6	5	3.42	14	14	0	0	0	84.1	78	33	32	5	6	31	0	85	4	1
2007	Norfolk	9	7	3.16	22	22	1	0	0	128.0	95	49	45	13	5	39	0	120	1	0
	BALTIMORE	1	3	7.79	7	7	0	0	0	32.1	42	28	28	4	2	28	1	28	1	1
2008	Norfolk	1	2	2.97	7	7	0	0	0	36.1	35	14	12	1	1	16	0	39	1	2
	BALTIMORE	9	10	6.65	26	26	0	0	0	132.2	168	100	98	17	8	62	1	83	6	0
2009	Tacoma	2	3	4.94	9	9	0	0	0	47.1	38	26	26	2	4	23	0	38	2	0
	SEATTLE	3	5	5.60	31	11	0	0	0	80.1	79	52	50	19	4	34	0	47	2	0
2010	Tacoma	2	5	3.66	12	6	0	0	0	46.2	36	22	19	4	2	15	0	50	1	0
	SEATTLE	0	3	4.54	35	0	0	0	1	37.2	42	20	19	6	0	15	1	31	4	0
2011	PITTSBURGH	1	1	2.08	4	0	0	0	0	4.1	2	1	1	0	0	3	1	4	1	0
	Indianapolis	4	3	3.05	24	15	0	0	0	85.2	63	35	29	7	3	47	1	61	3	1
2012	Buffalo	4	7	4.63	34	21	0	0	0	122.1	133	70	63	11	2	53	4	107	8	0
	NEW YORK (NL)	0	0	108.00	1	0	0	0	0	0.1	3	4	4	0	0	1	0	0	0	0
AL Totals		13	21	6.20	99	44	0	0	1	283.0	331	200	195	46	14	139	3	189	13	1
NL Totals		1	1	9.64	5	0	0	0	0	4.2	5	5	5	0	0	4	1	4	1	0
ML Totals		14	22	6.26	104	44	0	0	1	287.2	336	205	200	46	14	143	4	193	14	1

CAREER TRANSACTIONS

2005 — Selected by the Baltimore Orioles organization as a supplemental pick following the first round (48th pick overall) of the First-Year Player Draft. **2009** — Traded to the Chicago Cubs with pitcher Henry Williamson for outfielder Felix Pie, January 18. Traded to the Seattle Mariners with shortstop Ronny Cedeno for pitcher Aaron Heilman, January 28. **2011** — Claimed off waivers by the Pittsburgh Pirates, March 18. Elected free agency, November 2; signed by the New York Mets to a minor league contract, December 9. **2012** — Elected free agency, October 4; signed by the Oakland Athletics to a minor league contract, October 24.

O.CO COLISEUM GROUND RULES

Fly ball striking foul poles and/or screen above fence.....	Home Run
Ball sticking or going behind fence padding in right or left field.....	Two Bases
Ball going into bullpen bench and rebounding on to playing field.....	In Play
Ball remaining on or under bullpen bench.....	Two Bases
Ball hitting any portion of the fence or screen in back of home plate.....	In Play

VS. THE AMERICAN LEAGUE

2012		CAREER												
ERA	W	L	S	G	IP	ER	vs. TEAM	ERA	W	L	S	G	IP	ER
—	0	0	0	0	0.0	0	Baltimore	3.00	1	0	0	2	6.0	2
—	0	0	0	0	0.0	0	Boston	6.52	0	6	1	13	49.2	36
—	0	0	0	0	0.0	0	Chicago	4.15	1	0	0	6	13.0	6
—	0	0	0	0	0.0	0	Cleveland	4.57	1	1	0	6	21.2	11
—	0	0	0	0	0.0	0	Detroit	16.39	0	2	0	4	9.1	17
—	0	0	0	0	0.0	0	Kansas City	5.59	1	0	0	7	19.1	12
—	0	0	0	0	0.0	0	Los Angeles	7.52	1	2	0	9	20.1	17
—	0	0	0	0	0.0	0	Minnesota	6.39	1	1	0	7	12.2	9
—	0	0	0	0	0.0	0	New York	5.28	1	1	0	5	15.1	9
—	0	0	0	0	0.0	0	Oakland	1.69	0	0	0	4	10.2	2
—	0	0	0	0	0.0	0	Seattle	3.24	1	0	1	1	8.1	3
—	0	0	0	0	0.0	0	Tampa Bay	5.87	1	1	0	5	15.1	10
—	0	0	0	0	0.0	0	Texas	7.27	0	1	0	12	17.1	14
—	0	0	0	0	0.0	0	Toronto	10.50	0	3	0	6	18.0	21

VS. THE NATIONAL LEAGUE

2012		CAREER												
ERA	W	L	S	G	IP	ER	vs. TEAM	ERA	W	L	S	G	IP	ER
—	0	0	0	0	0.0	0	Arizona	0.00	0	0	0	1	0.2	0
—	0	0	0	0	0.0	0	Atlanta	—	0	0	0	0	0.0	0
—	0	0	0	0	0.0	0	Chicago	13.50	0	1	0	2	0.2	1
—	0	0	0	0	0.0	0	Cincinnati	—	0	0	0	0	0.0	0
—	0	0	0	0	0.0	0	Colorado	0.00	1	0	0	2	3.2	0
—	0	0	0	0	0.0	0	Houston	7.71	0	0	0	1	4.2	4
—	0	0	0	0	0.0	0	Los Angeles	3.60	1	0	0	1	5.0	2
108.00	0	0	0	1	0.1	4	Miami	108.00	0	0	0	1	0.1	4
—	0	0	0	0	0.0	0	Milwaukee	9.00	0	1	0	2	6.0	6
—	0	0	0	0	0.0	0	New York	—	0	0	0	0	0.0	0
—	0	0	0	0	0.0	0	Philadelphia	—	0	0	0	0	0.0	0
—	0	0	0	0	0.0	0	Pittsburgh	—	0	0	0	0	0.0	0
—	0	0	0	0	0.0	0	San Diego	7.15	1	1	0	2	11.1	9
—	0	0	0	0	0.0	0	San Francisco	0.00	0	0	0	1	6.0	0
—	0	0	0	0	0.0	0	St. Louis	3.86	0	1	0	2	2.1	1
—	0	0	0	0	0.0	0	Washington	3.60	2	0	0	2	10.0	4

MONTHLY BREAKDOWN

2012		CAREER												
ERA	W	L	S	G	IP	ER	by MONTH	ERA	W	L	S	G	IP	ER
—	0	0	0	0	0.0	0	April	2.45	2	1	0	5	11.0	3
—	0	0	0	0	0.0	0	May	4.47	3	2	0	13	56.1	28
—	0	0	0	0	0.0	0	June	5.49	5	5	0	21	59.0	36
—	0	0	0	0	0.0	0	July	7.06	2	6	1	23	65.0	51
108.00	0	0	0	1	0.1	4	August	9.53	1	3	0	17	45.1	48
—	0	0	0	0	0.0	0	September	6.27	1	5	0	21	47.1	33
—	0	0	0	0	0.0	0	October	2.45	0	0	0	4	3.2	1

PITCHING BREAKDOWN

2012		CAREER												
ERA	W	L	S	G	IP	ER	by CATEGORY	ERA	W	L	S	G	IP	ER
108.00	0	0	0	1	0.1	4	Home	6.01	7	9	1	54	140.2	94
—	0	0	0	0	0.0	0	Road	6.49	7	13	0	50	147.0	106
—	0	0	0	0	0.0	0	Day	5.10	5	5	0	26	72.1	41
108.00	0	0	0	1	0.1	4	Night	6.65	9	17	1	78	215.1	159
—	0	0	0	0	0.0	0	Pre-ASG	5.05	10	9	0	48	149.2	84
108.00	0	0	0	1	0.1	4	Post-ASG	7.57	4	13	1	56	138.0	116
—	0	0	0	0	0.0	0	Starter	6.78	13	18	0	44	217.2	164
108.00	0	0	0	1	0.1	4	Reliever	4.63	1	4	1	60	70.0	36

BALLPARK BREAKDOWN

	ERA	W	L	S	G	IP	ER
Angel Stadium	9.00	0	1	0	4	11.0	11
Busch Stadium	3.86	0	1	0	2	2.1	1
Camden Yards	6.14	7	4	0	17	88.0	60
Citi Field	108.00	0	0	0	1	0.1	4
Comerica Park	32.40	0	1	0	3	1.2	12
Dodger Stadium	3.60	1	0	0	1	5.0	2
Fenway Park	6.85	0	3	0	5	23.2	18
Kauffman Stadium	4.38	1	0	0	3	12.1	6
Metrodome	2.84	1	0	0	1	6.1	2
Miller Park	9.00	0	1	0	2	6.0	6
Nationals Park	1.80	1	0	0	1	5.0	1
O.co Coliseum	1.08	0	0	0	2	8.1	1
Original Yankee Stadium	20.25	0	1	0	1	2.2	6
PETCO Park	4.50	1	0	0	1	6.0	3
PNC Park	0.00	1	0	0	2	3.2	0
Progressive Field	5.59	0	1	0	3	9.2	6
Rangers Ballpark	4.00	0	1	0	7	9.0	4
Rogers Centre	10.13	0	3	0	5	13.1	15
Safeco Field	5.08	1	5	1	36	62.0	35
Target Field	0.00	0	0	0	1	1.0	0
Tropicana Field	16.20	0	0	0	2	1.2	3
U.S. Cellular Field	6.35	0	0	0	2	5.2	4
Wrigley Field	0.00	0	0	0	1	0.1	0
Yankee Stadium	0.00	0	0	0	1	1.0	0

FIELDING STATISTICS

Pitcher	Year	Pct.	G	PO	A	E	TC	DP
2007	.714	7	0	5	2	7	0	
2008	.840	26	8	13	4	25	1	
2009	1.000	31	2	7	0	9	0	
2010	1.000	35	2	0	0	2	0	
2011	.000	4	0	0	1	1	0	
2012	—	1	0	0	0	0	0	
Totals	.841	104	12	25	7	44	1	

OLSON'S CAREER BESTS

Low Hit Complete Game: None

Innings Pitched: 8.1, August 1, 2008 at Seattle. As reliever: 5.0, May 6, 2009 at Kansas City

Strikeouts: 7 (twice), last: May 26, 2008 vs. New York (AL). As reliever: 3 (three times), last: September 7, 2010 at Oakland

Longest Winning Streak: 3, April 29 to May 16, 2008

Longest Losing Streak: 7, July 16, 2009 to April 5, 2011

Longest Scoreless Streak: 10.0, May 23 to 31, 2009

RIGHT-HANDED PITCHER**Height/Weight:** 6-3 / 214**Bats/Throws:** Right / Right**Birthdate:** February 19, 1985**Opening Day Age:** 28**Birthplace/Resides:** Miami, Florida / Coral Gables, Florida**Major League Service:** 55 days**Obtained:** Claimed off waivers from New York (AL), March 29, 2013**Contract Status:** First year of a one-year contract through 2013.**CAREER HIGHLIGHTS**

Made his Major League debut with San Francisco last year, posting a 5.84 ERA in 12 relief appearances...was originally drafted by the Giants in the 21st round of the 2007 First-Year Player draft...went 15-3 with 86 saves and a 2.13 ERA in 236 games in six seasons in the San Francisco farm system...ranked second in all of Minor League Baseball with 34 saves in 2008...was named to the Northwest League postseason All-Star team in his first season at Salem-Keizer after leading the league with 19 saves.

2012 HIGHLIGHTS

Split time between Triple-A Fresno and San Francisco, making three separate appearances on the Giants' roster...posted no record with a 5.84 ERA in 12 relief appearances for the Giants...did not allow an inherited runner to score during in 12 games (10 ir)...was on San Francisco's Opening Day roster and made his Major League debut April 7 at Arizona...went 5-5 with a 2.90 ERA in 48 relief appearances for Triple-A Fresno...was awarded the Harry S. Jordon Award in spring camp by his teammates, coaches and trainers...the award is given in recognition of the player whole performance and dedication in spring training best exemplifies the San Francisco Giants spirit.

CAREER

2011—Was added to 40-man roster during winter of 2011...worked 16.0-scoreless innings in nine games from April 22-May 19, with Double-A Richmond...recorded 20 strikeouts, while walking only one batter during stretch.

2010—Began the season on the disabled list recovering from Tommy John surgery on his right elbow and missed the first four months of the season.

2009—Was placed on the disabled list on July 27, 2009 and underwent Tommy John surgery...remained on the DL for remainder of the season.

2008—Was named to the 2008 South Atlantic League mid-season All-Star team...ranked second in all of minor league baseball with 34 saves, trailing only Birmingham's Jon Link (35)...worked a career-high 25.1-scoreless innings from April 6-June 12, to begin the season for Single-A Augusta.

2007—Led the Northwest League with 19 saves for Short-Season Salem-Keizer in his first professional season, while posting a 1.21 ERA in 22 games...was named Single-A Relief Pitcher of the Year by MLB.com...named to the Northwest League postseason All-Star team.

PERSONAL/MISCELLANEOUS

Daniel Otero was originally signed by San Francisco scout Glenn Tufts...graduated from Ransom Everglades (Coconut Grove, FL) High School...attended Duke University and the University of South Florida.

LIFETIME PITCHING RECORD

Year	Club	W	L	ERA	G	GS	CG	SHO	SV	IP	H	R	ER	HR	HB	BB	IBB	SO	WP	BK
2007	Salem Keizer	0	0	1.21	22	0	0	0	19	22.1	12	3	3	1	0	0	0	15	1	0
2008	Augusta	0	0	0.33	25	0	0	0	18	27.0	22	2	1	0	0	4	1	26	3	0
	San Jose	1	1	3.67	27	0	0	0	16	27.0	34	14	11	1	2	3	0	23	0	0
2009	Connecticut	0	3	1.15	39	0	0	0	19	39.0	40	6	5	0	2	10	4	31	2	0
2010	AZL Giants	2	0	0.00	9	0	0	0	1	10.2	7	4	0	0	0	1	0	7	2	0
	San Jose	3	0	4.05	10	0	0	0	0	13.1	11	6	6	2	0	1	0	11	0	0
2011	Richmond	2	1	1.42	23	0	0	0	1	38.0	34	8	6	0	2	4	1	40	2	0
	Fresno	2	3	3.25	33	0	0	0	12	36.0	38	15	13	4	0	7	0	36	1	0
2012	SAN FRANCISCO	0	0	5.84	12	0	0	0	0	12.1	19	11	8	0	2	2	1	8	1	0
	Fresno	5	5	2.90	48	0	0	0	0	62.0	70	26	20	4	3	8	1	45	1	0
ML Totals		0	0	5.84	12	0	0	0	0	12.1	19	11	8	0	2	2	1	8	1	0
Minor League Totals		15	3	2.13	236	0	0	0	86	275.1	268	84	65	12	9	38	7	234	12	0

CAREER TRANSACTIONS

2007 — Selected by the San Francisco Giants in the 21st round of the First-Year Player Draft. **2013** — Claimed off waivers by the New York Yankees, March 26. Claimed off waivers by the Oakland Athletics, March 29.

VS. THE NATIONAL LEAGUE

2012		CAREER												
		vs. TEAM												
ERA	W	L	S	G	IP	ER	ERA	W	L	S	G	IP	ER	
1.69	0	0	0	5	5.1	1	Arizona	1.69	0	0	0	5	5.1	1
32.40	0	0	0	1	1.2	6	Cincinnati	32.40	0	0	0	1	1.2	6
0.00	0	0	0	2	1.1	0	Colorado	0.00	0	0	0	2	1.1	0
0.00	0	0	0	2	2.0	0	New York	0.00	0	0	0	2	2.0	0
0.00	0	0	0	1	2.0	0	Philadelphia	0.00	0	0	0	1	2.0	0
INF	0	0	0	1	0.0	1	Pittsburgh	INF	0	0	0	1	0.0	1

BALLPARK BREAKDOWN

	ERA	W	L	S	G	IP	ER
AT&T Park	1.80	0	0	0	5	5.0	1
Chase Field	3.86	0	0	0	2	2.1	1
Citi Field	0.00	0	0	0	2	2.0	0
Coors Field	0.00	0	0	0	2	1.1	0
Great American	32.40	0	0	0	1	1.2	6

FIELDING STATISTICS

Pitcher	Year	Pct.	G	PO	A	E	TC	DP
	2012	1.000	12	0	3	0	3	0
Totals		1.000	12	0	3	0	3	0

MONTHLY BREAKDOWN

2012		CAREER												
		by MONTH												
ERA	W	L	S	G	IP	ER	ERA	W	L	S	G	IP	ER	
8.64	0	0	0	7	8.1	8	April	8.64	0	0	0	7	8.1	8
0.00	0	0	0	5	4.0	0	September	0.00	0	0	0	5	4.0	0

PITCHING BREAKDOWN

2012		CAREER												
		by CATEGORY												
ERA	W	L	S	G	IP	ER	ERA	W	L	S	G	IP	ER	
1.80	0	0	0	5	5.0	1	Home	1.80	0	0	0	5	5.0	1
8.59	0	0	0	7	7.1	7	Road	8.59	0	0	0	7	7.1	7
5.40	0	0	0	4	3.1	2	Day	5.40	0	0	0	4	3.1	2
6.00	0	0	0	8	9.0	6	Night	6.00	0	0	0	8	9.0	6
8.64	0	0	0	7	8.1	8	Pre-ASG	8.64	0	0	0	7	8.1	8
0.00	0	0	0	5	4.0	0	Post-ASG	0.00	0	0	0	5	4.0	0
—	0	0	0	0	0.0	0	Starter	—	0	0	0	0	0.0	0
5.84	0	0	0	12	12.1	8	Reliever	5.84	0	0	0	12	12.1	8

OTERO'S CAREER BESTS

Low Hit Complete Game: None
Innings Pitched: 2.0 (twice), last: April 16, 2012 vs. Philadelphia
Strikeouts: 2, April 7, 2012 at Arizona
Longest Winning Streak: None
Longest Losing Streak: None
Longest Scoreless Streak: 4.0, April 16-23, 2012



RIGHT-HANDED PITCHER

Height/Weight: 6-1 / 195

Bats/Throws: Right / Right

Birthdate: November 24, 1988

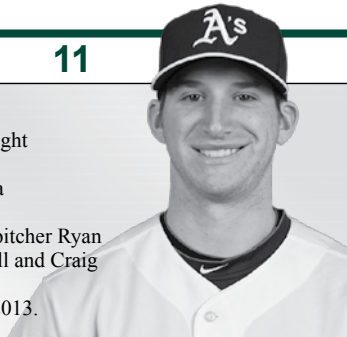
Opening Day Age: 24

Birthplace/Resides: Fort Wayne, Indiana / Bluffton, Indiana

Major League Service: 1 year

Obtained: Acquired from the Arizona Diamondbacks with pitcher Ryan Cook and outfielder Collin Cowgill for pitchers Trevor Cahill and Craig Breslow and cash considerations, December 9, 2011

Contract Status: First year of a one-year contract through 2013.



CAREER HIGHLIGHTS

Was acquired by the A's from Arizona in a five-player trade following the 2011 season... tied with fellow rookie Tommy Milone for the team lead in wins in 2012 (13), with both setting an Oakland record for wins by a rookie... was rated as the Diamondbacks' top prospect by *Baseball America* in three consecutive seasons from 2009-11 prior to being listed as number four entering the 2012 season... was listed as the A's top prospect by the magazine for 2012... missed the entire 2010 season following Tommy John surgery Oct. 28, 2009... was 29-19 with a 3.41 ERA (139 er in 366.1 ip) in 74 career minor league starts... yielded just 19 home runs, an average of 0.47 per nine innings... made his Major League debut with Arizona in 2011... pitched in the All-Star Futures Game in 2009... was named to Midseason All-Star Teams with Mobile (Southern League, 2009) and South Bend (Midwest, 2008).

2012 HIGHLIGHTS

Was one of three players acquired from Arizona in the Trevor Cahill trade during the offseason and went 13-8 with a 3.47 ERA in 29 starts... tied with fellow rookie Tommy Milone for the team lead in wins as they both set an Oakland record for wins by a rookie... the previous mark of 12 was held by Chris Codiroli (1983) and Joe Blanton (2005)... had the most wins by an Athletics rookie since Harry Byrd won 15 games for the 1952 Philadelphia A's en route to Rookie of the Year honors... the A's became the first team since the 1952 Brooklyn Dodgers to have two rookies win 13 or more games (Joe Black 15, Billy Loes 13)... it was the second time in Oakland history the A's had two rookie 10-game winners... the other time was in 2009 (Anderson 11, Cahill 10)... with Milone making 31 starts, this was the third time in Oakland history the A's had two rookies with 20 or more starts (Keough and Johnson in 1978; Anderson and Cahill in 2009)... led the A's with 140 strikeouts, which was the third

ATHLETICS ROOKIE STRIKEOUT BESTS	
Elmer Myers, 1916	182
Brett Anderson, 2009	150
Rick Langford, 1977	141
Jarrod Parker, 2012	140
Harry Krause, 1909	139
Tommy Milone, 2012	137
Tim Hudson, 1999	132
Arnie Portocarrero, 1954	132
Lou Brissie, 1948	127
Chief Bender, 1903	127

best mark by a rookie in Oakland history and the fourth best in Athletics history... his 29 starts were 10th most by an Oakland rookie... tied for second among American League rookies in wins, ranked fourth in strikeouts and innings pitched (181.1) and tied for fourth in starts... his ERA was the lowest among AL rookies with 130 or more innings, his .619 winning percentage was second best and his .248 opponents batting average was third best... received one third place vote in the BBWAA AL Rookie of the Year balloting and finished fifth... his winning percentage was 10th best among all AL pitchers... allowed just 11 home runs in 181.1 innings, an average of 0.55 per nine innings... that was the second lowest mark in the AL and third lowest in the majors... had a .358 opponents slugging percentage, which was sixth lowest in the AL... eight of the 11 home runs he allowed were solo shots... issued a team-leading 63 walks, which were the fewest by a team-leader in a non-strike season in Oakland history... the previous low was 69 by Doug Johns in 1996... walked four batters or more in six of his first 12 starts (36 bb in 73.2 ip, 4.40 per nine innings)... then walked three batters or fewer in each of his final 17 starts (27 bb in 107.2 ip, 2.26 per nine innings)... tied for first in the AL in sacrifice hits allowed (7), tied for third in sacrifice flies (8), ranked fifth in stolen bases against (21) and tied for sixth in wild pitches (10)... went 5-3 with a 2.46 ERA and .209 opponents batting average over his first 13 starts, 2-4 with a 6.15 ERA and .309 opponents average over a seven-start stretch from July 7 to Aug. 14 and 6-1 with a 3.00 ERA and .252 opponents average over his final nine starts... had eight wins after the All-Star Break, which tied for third in the AL... allowed a .248 opponents batting average, including .247 (86-for-348) against left-

handed hitters and .248 (80-for-322) against right-handers...opponents hit .215 with runners in scoring position, which ranked fourth lowest in the AL...yielded a .173 batting average to the number three hitter in the order, which was fourth lowest in the AL...was 6-5 at home compared to 7-3 on the road... however, had a 2.61 ERA at home compared to 4.54 on the road...had the fifth lowest home ERA in the AL...compiled a 5-2 record and 2.64 ERA in nine starts during the day compared to 8-6 with a 3.87 ERA in 20 starts at night...had the fourth lowest day ERA in the AL...posted a mark of 6-1 with a 3.03 ERA in 12 starts on five days rest or more...was 7-7 with a 3.81 ERA in 17 starts on four days rest or fewer... received one run of support or fewer in 11 of his 29 starts and was 0-8 with a 5.03 ERA in those starts... went 13-0 with a 2.65 ERA in 18 starts with support of two runs or more...allowed 20 of his 71 runs in the fifth inning for a 6.26 ERA...had a 2.98 ERA in all other innings...the A's were 17-12 (.587) in his starting assignments and his teams are 18-12 (.600) in his career...tossed at least 6.0 innings in 22 of his 29 starts, allowed two runs or fewer 17 times and walked two batters or fewer 18 times.

OAKLAND: Was recalled from Sacramento April 25 and had a no decision in his A's debut that day, a 5-4, 14-inning win over Chicago in Oakland...shut out the White Sox over the first six innings to extend his career-opening scoreless streak to 11.2 innings...Balfour allowed a run in the ninth inning for the blown save, the first of four times relievers blew a save in one of his starts (Fuentes, May 29; Cook, June 22 and July 27)...earned his first Major League win in his next start at Boston May 1, allowing one run in 6.2 innings...Norberto recorded the save, marking the first time A's pitchers recorded their first win and save in the same game since Joe Klink saved Steve Chitren's victory Sept. 30, 1990 at Texas...had a career-high 18.0 inning scoreless streak from May 23 to June 4...capped that streak by tossing a career-high 8.0 shutout innings in a 12-1 victory over Texas June 4...yielded just one hit, a Young single to lead off the eighth inning...walked a career-high tying five batters June 9 at Arizona (also May 8 vs. Toronto)...tossed 7.0 shutout innings for the win at Colorado June 14 to start a three-game winning streak that spanned four starts through July 2...allowed just three runs during the streak for a 1.01 ERA...struck out a career-high nine batters June 27 at Seattle...was 3-1 with a 2.18 ERA and .174 opponents batting average in five starts in June...the batting average was second lowest in the AL, the ERA ranked seventh and the wins tied for seventh...allowed one run July 2 at Boston, the 10th time in his first 14 career starts he allowed one run or fewer...according to the Elias Sports Bureau, he is just the second pitcher since 1900 to allow one run or fewer in 10 of his first 14 starts...the other is Ferdie Schupp, who did it for the New York Giants from 1913-17 (Schupp had relief appearances over that span)...yielded a career-high nine hits in a 9-4 win at Minnesota July 15...did not walk a batter for the first time in his career...matched his career-high by tossing 8.0 innings in a 2-1 win over New York July 21...allowed a career-high tying six runs for the fourth time July 27 at Baltimore...went 3-1 despite a 5.34 ERA and .286 opponents batting average in five starts in July...tied for sixth in the AL in July wins...had a career-high three-game losing streak over a three-start stretch from Aug. 1 to 14 (5.71 ERA)...ended the losing streak by tossing a career-high tying 8.0 shutout innings in a 7-0 win at Cleveland Aug. 19...went 4-0 with a 2.65 ERA (10 er in 34.0 ip) and .228 (28-for-123) opponents batting average over his final five starts beginning Sept. 10...the four-game winning streak is the longest of his career...matched his career-high by tossing 8.0 innings Sept. 21 at New York but had a no decision in the A's 2-1 loss in 10 innings...tied the Oakland rookie record for wins by winning his final start, the A's playoff-clinching 4-3 win over Texas Oct. 1...went 3-0 with a 2.70 ERA in three starts against the Rangers...went 0-2 with a 4.26 ERA in two ALDS starts against the Tigers, both against Justin Verlander...started Game 1 in Detroit, a 3-1 loss...at the age of 23 years, 317 days, he became the fifth youngest pitcher in Oakland history to start a postseason game...also started Game 5, a 6-0 loss.

SACRAMENTO: Went 1-0 with a 2.18 ERA in four starts with Sacramento...struck out 21 batters in 20.2 innings...allowed a .275 opponents batting average, including .271 (13-for-48) against right-handed hitters compared to .281 (9-for-32) against left-handers...surrendered both of his home runs to lefties...opponents were 4-for-29 (.138) with runners in scoring position...tossed 6.0 innings in each of his first three starts before leaving his last start April 21 at Reno after just 2.2 innings in preparation for starting in Oakland April 25 on three days rest.

CAREER

2011—Spent the entire season at Double-A Mobile, earning a promotion to Arizona after the BayBears won the Southern League Championship...was selected by the Diamondbacks Sept. 19 and made one regular season start in his Major League debut...faced Los Angeles (NL) Sept. 27 and had a no decision in Arizona's 7-6, 10-inning win...tossed 5.2 shutout innings, yielded just four hits, walked a batter

and struck out one...retired the first seven batters he faced, including a strikeout of Jerry Sands with one out in the first inning, his first big league strikeout...left the game with no score...also made one postseason appearance in the NLDS against Milwaukee, a relief outing in Game 4...entered the game in the sixth inning with the Diamondbacks leading 7-3 and allowed a run on two hits and a walk in 0.1 innings...was 11-8 with a 3.79 ERA in 26 starts for Mobile...tied for second in the Southern League in wins, ranked third in opponents batting average (.236) and fifth in ERA...tied for the league lead in balks (3)...was third in the Diamondbacks farm system in wins, fifth in strikeouts (112) and 10th in ERA...his opponents batting average included a .209 mark against right-handed hitters, compared to .274 with five of his seven home runs against left-handers...allowed a .188 average to hitters leading off an inning...went 5-6 with a 4.87 ERA before the All-Star Break but was 6-2 with a 2.84 ERA after the break...as a hitter, he went 9-for-32 (.281) with a walk and three strikeouts...the BayBears were 15-11 (.577) in his starting assignments...allowed one run or fewer in 13 of his 26 starts...however, tossed more than 6.0 innings just once...walked two batters or fewer 15 times...his start April 11 at Carolina was his first since July 30, 2009...allowed a season-high eight runs in 3.2 innings for the loss...allowed seven runs in 3.1 innings in his second start April 17 against Mississippi...then went 3-0 with a 2.14 ERA over his next four starts from April 22 to May 10...allowed seven home runs over his first eight starts...did not yield another home run the rest of the way, a span of 18 starts, 94.2 innings pitched and 384 batters faced...did not allow a run or walk a batter in back-to-back starts May 31 at Mississippi (5.0 ip, 3 h) and June 5 against Huntsville (5.0 ip, 2 h)...went 4-0 with a 1.93 ERA in six starts in July...the four-game winning streak was his longest of the season...struck out a season-high eight batters July 18 at Chattanooga and July 30 at Mississippi...allowed one run or fewer in four of his last five regular season starts (2-1, 3.00 ERA)...then went 1-0 with a 1.50 ERA (12.0 ip, 9 h, 2 r, 2 er, 3 bb, 12 so, 1 hr) in two postseason starts...was rated as Arizona's fourth-best prospect by *Baseball America* following the season...was also rated as having the best slider in the organization...was later tabbed as the A's number one prospect following the trade.

2010—Missed the entire season after undergoing Tommy John surgery performed by Dr. James Andrews Oct. 28, 2009...rated by *Baseball America* as the D-backs' top prospect and the 33rd-best in baseball despite his injury...was also rated as having the best fastball and slider...saw his first game action in over a year while participating in the D-backs' instructional league camp in Tucson in September and October...reached 97 mph while pitching 2.0 innings against a Rockies instructional league team Oct. 7 at Chase Field.

2009—Entered the season rated by *Baseball America* as the 29th-best prospect in baseball and the No. 6 prospect among right-handed starters...also rated as having the best fastball and breaking pitch in the Southern League...started the season with Single-A Visalia...made four starts, allowing just two earned runs in 19.0 innings while limiting opponents to a .179 average...tied for the California League lead with a 0.95 ERA during the month of April...promoted to Double-A Mobile April 27...named the organization's Pitcher of the Month for June after going 1-1 with a 2.70 ERA, 19 strikeouts and a .212 opponents average...named to the Southern League Midseason All-Star team...also named to the All-Star Futures Game...was on the disabled list from June 14-23 with a right wrist contusion...made his final start July 30 before being shut down for the remainder of the season with a strained right elbow.

2008—Finished second among Single-A South Bend pitchers with 12 wins and 117 strikeouts with third with 117.2 innings pitched...named to the Midwest League Midseason All-Star team...made his professional debut April 11 at Quad Cities...earned victories in four straight starts from April 28-May 15, posting a 1.64 ERA with 17 strikeouts...collected a season-high 10 strikeouts Aug. 6 vs. Lancaster.

PERSONAL/MISCELLANEOUS

Jarrod B. Parker...graduated from Norwell High School (Ossian, IN)...in 2007, was named Indiana Mr. Baseball, Louisville Slugger State High School Baseball Player of the Year and Gatorade Player of the Year...earned Northeast Hoosier Conference first-team honors in 2006...selected to the United States Junior National Team that played in and won the World Championships in Cuba in 2006.

LIFETIME PITCHING RECORD

Year	Club	W	L	ERA	G	GS	CG	SHO	SV	IP	H	R	ER	HR	HB	BB	IBB	SO	WP	BK
2008	South Bend	12	5	3.44	24	24	0	0	0	117.2	113	56	45	8	7	33	0	117	8	0
2009	Visalia	1	0	0.95	4	4	0	0	0	19.0	12	2	2	0	0	4	0	21	4	0
	Mobile	4	6	3.68	16	16	0	0	0	78.1	82	35	32	2	7	34	0	74	9	0
2010	Mobile	(Injured — did not pitch)																		
2011	Mobile	11	8	3.79	26	26	0	0	0	130.2	112	61	55	7	11	55	0	112	8	3
	ARIZONA	0	0	0.00	1	1	0	0	0	5.2	4	0	0	0	0	1	0	1	0	0
2012	Sacramento	1	0	2.18	4	4	0	0	0	20.2	22	6	5	2	0	6	0	21	0	0
	OAKLAND	13	8	3.47	29	29	0	0	0	181.1	166	71	70	11	3	63	3	140	10	0
AL Totals		13	8	3.47	29	29	0	0	0	181.1	166	71	70	11	3	63	3	140	10	0
NL Totals		0	0	0.00	1	1	0	0	0	5.2	4	0	0	0	0	1	0	1	0	0
ML Totals		13	8	3.37	30	30	0	0	0	187.0	170	71	70	11	3	64	3	141	10	0

CAREER TRANSACTIONS

2007 — Selected by the Arizona Diamondbacks organization in the 1st round (ninth selection overall) of the First-Year Player Draft. **2011** — Traded to the Oakland Athletics with pitcher Ryan Cook and outfielder Collin Cowgill for pitchers Trevor Cahill and Craig Breslow and cash considerations, December 9.

DIVISION SERIES RECORD

Year	Club/Opp	W	L	ERA	G	GS	CG	SHO	SV	IP	H	R	ER	HR	HB	BB	IBB	SO	WP	BK
2011	ARI vs. MIL	0	0	27.00	1	0	0	0	0	0.1	2	1	1	0	0	1	0	0	0	0
2012	OAK vs. DET	0	2	4.26	2	2	0	0	0	12.2	14	7	6	1	1	2	0	11	2	0
Totals		0	2	4.85	3	2	0	0	0	13.0	16	8	7	1	1	3	0	11	2	0

VS. THE AMERICAN LEAGUE

2012	CAREER													
ERA	W	L	S	G	IP	ER	vs. TEAM	ERA	W	L	S	G	IP	ER
6.00	1	0	0	2	12.0	8	Baltimore	6.00	1	0	0	2	12.0	8
1.35	2	0	0	2	13.1	2	Boston	1.35	2	0	0	2	13.1	2
1.42	0	0	0	1	6.1	1	Chicago	1.42	0	0	0	1	6.1	1
3.46	2	0	0	2	13.0	5	Cleveland	3.46	2	0	0	2	13.0	5
3.18	0	1	0	1	5.2	2	Detroit	3.18	0	1	0	1	5.2	2
7.71	0	1	0	1	4.2	4	Kansas City	7.71	0	1	0	1	4.2	4
2.60	1	2	0	4	27.2	8	Los Angeles	2.60	1	2	0	4	27.2	8
3.00	1	0	0	2	12.0	4	Minnesota	3.00	1	0	0	2	12.0	4
1.13	1	0	0	2	16.0	2	New York	1.13	1	0	0	2	16.0	2
—	0	0	0	0	0.0	0	Oakland	—	0	0	0	0	0.0	0
5.40	1	1	0	2	11.2	7	Seattle	5.40	1	1	0	2	11.2	7
4.50	0	1	0	2	12.0	6	Tampa Bay	4.50	0	1	0	2	12.0	6
2.70	3	0	0	3	20.0	6	Texas	2.70	3	0	0	3	20.0	6
2.57	0	0	0	1	7.0	2	Toronto	2.57	0	0	0	1	7.0	2

VS. THE NATIONAL LEAGUE

2012	CAREER													
ERA	W	L	S	G	IP	ER	vs. TEAM	ERA	W	L	S	G	IP	ER
10.80	0	1	0	1	5.0	6	Arizona	10.80	0	1	0	1	5.0	6
0.00	1	0	0	1	7.0	0	Colorado	0.00	1	0	0	1	7.0	0
—	0	0	0	0	0.0	0	Los Angeles	0.00	0	0	0	1	5.2	0
7.88	0	1	0	2	8.0	7	San Francisco	7.88	0	1	0	2	8.0	7

MONTHLY BREAKDOWN

2012	CAREER													
ERA	W	L	S	G	IP	ER	by MONTH	ERA	W	L	S	G	IP	ER
1.42	0	0	0	1	6.1	1	April	1.42	0	0	0	1	6.1	1
3.15	1	2	0	6	34.1	12	May	3.15	1	2	0	6	34.1	12
2.18	3	1	0	5	33.0	8	June	2.18	3	1	0	5	33.0	8
5.34	3	1	0	5	30.1	18	July	5.34	3	1	0	5	30.1	18
4.71	2	3	0	6	36.1	19	August	4.71	2	3	0	6	36.1	19
2.31	3	1	0	5	35.0	9	September	1.99	3	1	0	6	40.2	9
4.50	1	0	0	1	6.0	3	October	4.50	1	0	0	1	6.0	3

PITCHING BREAKDOWN

2012	CAREER													
ERA	W	L	S	G	IP	ER	by CATEGORY	ERA	W	L	S	G	IP	ER
2.61	6	5	0	15	100.0	29	Home	2.47	6	5	0	16	105.2	29
4.54	7	3	0	14	81.1	41	Road	4.54	7	3	0	14	81.1	41
2.64	5	2	0	9	58.0	17	Day	2.64	5	2	0	9	58.0	17
3.87	8	6	0	20	123.1	53	Night	3.70	8	6	0	21	129.0	53
2.96	5	4	0	14	85.0	28	Pre-ASG	2.96	5	4	0	14	85.0	28
3.92	8	4	0	15	96.1	42	Post-ASG	3.71	8	4	0	16	102.0	42
3.47	13	8	0	29	181.1	70	Starter	3.37	13	8	0	30	187.0	70
—	0	0	0	0	0.0	0	Reliever	—	0	0	0	0	0.0	0

BALLPARK BREAKDOWN

	ERA	W	L	S	G	IP	ER
AT&T Park	27.00	0	1	0	1	2.0	6
Angel Stadium	1.29	1	0	0	1	7.0	1
Ballpark in Arlington	4.50	1	0	0	1	6.0	3
Camden Yards	10.80	0	0	0	1	5.0	6
Chase Field	5.06	0	1	0	2	10.2	6
Coors Field	0.00	1	0	0	1	7.0	0
Fenway Park	1.35	1	0	0	1	6.2	1
Kauffman Stadium	7.71	0	1	0	1	4.2	4
O.co Coliseum	2.61	6	5	0	15	100.0	29
Progressive Field	9.00	1	0	0	1	5.0	5
Safeco Field	1.29	1	0	0	1	7.0	1
Target Field	3.00	1	0	0	2	12.0	4
Tropicana Field	4.50	0	0	0	1	6.0	3
Yankee Stadium	1.13	0	0	0	1	8.0	1

FIELDING STATISTICS

Pitcher	Year	Pct.	G	PO	A	E	TC	DP
2011	1,000	1	0	1	0	1	0	0
2012	.889	29	9	15	3	27	2	
Totals	.893	30	9	16	3	28	2	

PARKER'S CAREER BESTS

Low Hit Complete Game: None
Innings Pitched: 8.0 (four times), last: September 21, 2012 at New York (AL)
Strikeouts: 9, June 27, 2012 at Seattle
Longest Winning Streak: 4, September 10, 2012 to present
Longest Losing Streak: 3, August 1 to 14, 2012
Longest Scoreless Streak: 18.0, May 23 to June 4, 2012

PARKER'S 2012 STARTS

Date	Opponent	Score	Dec	ERA	IP	H	R	ER	BB	SO	HR	#PIT
April 25	Chicago (AL)	5-4 (14)	--	1.42	6.1	7	1	1	1	5	0	99
May 1	at Boston	5-3	W	1.38	6.2	4	1	1	2	4	0	98
May 8	Toronto	7-3	--	1.80	7.0	4	2	2	5	3	1	105
May 13	Detroit	1-3	L	2.10	5.2	6	2	2	4	5	0	112
May 18	at San Francisco	6-8	L	3.90	2.0	4	6	6	4	0	0	58
May 23	Los Angeles (AL)	1-3 (11)	--	3.38	7.0	5	1	1	1	8	0	95
May 29	at Minnesota	2-3	--	2.88	6.0	4	0	0	4	4	0	105
June 4	Texas	12-1	W	2.40	8.0	1	0	0	3	6	0	111
June 9	at Arizona	3-8	L	3.19	5.0	8	6	6	5	4	1	102
June 14	at Colorado	8-2	W	2.82	7.0	3	0	0	1	6	0	89
June 22	San Francisco	4-5	--	2.70	6.0	4	1	1	2	4	0	97
June 27	at Seattle	2-1	W	2.57	7.0	3	1	1	4	9	1	104
July 2	Boston	6-1	W	2.46	6.2	6	1	1	3	3	0	103
July 7	Seattle	1-7	L	2.96	4.2	6	6	6	2	6	1	94
July 15	at Minnesota	9-4	W	3.16	6.0	9	4	4	0	4	0	92
July 21	New York (AL)	2-1	W	3.00	8.0	5	1	1	1	5	0	101
July 27	at Baltimore	14-9	--	3.38	5.0	8	6	6	1	8	2	83
Aug. 1	Tampa Bay	1-4	L	3.44	6.0	8	3	3	3	2	0	104
Aug. 6	Los Angeles (AL)	0-4	L	3.55	6.2	9	4	4	1	6	0	98
Aug. 14	at Kansas City	0-5	L	3.71	4.2	5	5	4	2	3	0	80
Aug. 19	Cleveland	7-0	W	3.48	8.0	6	0	0	1	2	0	93
Aug. 24	at Tampa Bay	5-4	--	3.52	6.0	7	3	3	2	7	1	103
Aug. 30	at Cleveland	12-7	W	3.72	5.0	8	5	5	3	3	1	101
Sept. 4	Los Angeles (AL)	1-6	L	3.67	7.0	8	2	2	0	5	0	104
Sept. 10	at Los Angeles (AL)	3-1	W	3.56	7.0	4	1	1	2	2	0	98
Sept. 15	Baltimore	5-2	W	3.51	7.0	7	2	2	1	5	1	94
Sept. 21	at New York (AL)	1-2 (10)	--	3.40	8.0	6	1	1	0	7	0	104
Sept. 26	at Texas	9-3	W	3.44	6.0	5	3	3	3	8	0	109
Oct. 1	Texas	4-3	W	3.47	6.0	6	3	3	2	6	2	94

**INFIELDER****Height/Weight:** 6-0 / 190**Birthdate:** October 31, 1985**Birthplace/Resides:** Brockport, New York / Brockport, New York**Major League Service:** 147 days**Obtained:** Acquired from the San Diego Padres with pitcher Andrew Werner for pitcher Tyson Ross and minor league first baseman A.J. Kirby-Jones, November 16, 2012**Contract Status:** First year of a one-year contract through 2013.**CAREER HIGHLIGHTS**

Spent parts of the last two seasons with San Diego, batting .200 in 79 games... was originally drafted by the Padres in the 26th round of the 2007 draft and hit .272 (526-for-1935) with 129 doubles, 11 triples, 36 home runs and 250 RBI in 566 games over six seasons in San Diego's farm system...walked 286 times for a .372 on-base percentage...named to the Texas League's Southern Division All-Star Team in 2010 and was a Midwest League Midseason All-Star in 2008...played for Peoria in the Arizona Fall League in 2010.

2012 HIGHLIGHTS

Split his season between San Diego and Triple-A Tucson, batting .207 in 55 games with the Padres and .328 in 65 games with Tucson...added a home run and six RBI with San Diego in his second season in the majors...walked 17 times, seven of which were intentional...batted .174 in 40 games before the All-Star Break...then hit .333 in 15 games during a September call-up...batted .214 (9-for-42) against left-handed pitching compared to .203 (15-for-74) against right-handers...had a .239 average with the bases empty compared to .163 with runners on, including .143 with runners in scoring position...is 5-for-30 (.167) in his career with RISP...was 7-for-25 (.280) when leading off an inning...made 22 starts at shortstop, eight at second base and one at third base...also appeared in one game in right field...all six of his errors came as a shortstop where he had a .940 fielding percentage...was 3-for-13 (.231) with a RBI, walk and eight strikeouts as a pinch hitter.

SAN DIEGO: Was on the Padres Opening Day roster for the first time...hit his first Major League home run April 8 against Los Angeles (NL), a fourth inning solo shot off Aaron Harang...also singled for his first career multiple-hit game...hit safely in a career-high five consecutive games from April 15 to 24 (6-for-16, .375)...was batting .320 over his first 11 games through April 24...then went 8-for-66 (.121) over his next 28 games before going on the disabled list May 31 with a sprained right wrist...had a career-long 0-for-19 streak from May 9 to 21...had his first career two-RBI game May 24 at New York (NL)...hit .375 (9-for-24) during a six-game rehab assignment with Tucson before he was reinstated from the DL June 24...went 0-for-1 June 25 at Houston and was optioned to Tucson following the game...returned to San Diego Sept. 4, going 8-for-24 (.333) with six walks (.452 on-base percentage) over his final 15 games...was 2-for-2 with a pair of walks Sept. 20 at Arizona.

TUCSON: In addition to his .328 batting average, he added 23 doubles and 32 RBI in 65 games with Tucson...walked 25 times to fuel a .400 on-base percentage...the batting average and on-base percentage were his best as a minor leaguer...hit .348 (24-for-69) against left-handed pitching compared to .319 (53-for-166) against right-handers...had a .306 batting average with the bases empty, .363 with runners on...was 26-for-61 (.426) with runners in scoring position, including 13-for-29 (.448) with RISP and two outs...batted .348 at home, .309 on the road...appeared in 39 games at shortstop, 11 at second base, six in left field and four at third base...committed six errors as a shortstop (.964 fielding percentage), one as a second baseman (.982), one as a third baseman (.875) and one as an outfielder (.917)...had two outfield assists...hit .413 with a .500 on-base percentage in 19 games batting leadoff...went 8-for-16 (.500) with nine runs, five doubles, his lone home run of the season and eight RBI during a four-game series against Salt Lake June 30-July 3...had a season-high three doubles on the 30th and a season-high three RBI on the 1st...went 4-for-5 with a season-high four runs and a season-high tying three-RBI on the 2nd...the four-hit game boosted his Triple-A batting average to .404, but he went 12-for-54 (.222) over his next 16 games to slip to .307...stole a season-high two bases July 12 against Fresno...had a

season-best eight-game hitting streak from July 25 to Aug. 2 (12-for-30, .400)...collected his second four-hit game of the season Aug. 4 at Round Rock...batted .360 in 28 games in August to lift his average to .335...then went 2-for-11 (.182) in three games in September to finish the year at .328.

CAREER

2011—Made his Major League debut with the Padres after playing for both Double-A San Antonio and Triple-A Tucson...had his contract selected Aug. 26 and made his Big League debut that day at Arizona...collected his first hit Aug. 28 at Arizona in a start in right field...made 13 starts for the Padres, including seven at third base, three at second base, two at shortstop and one in right field...did not commit an error over 127.0 combined innings...began the year at Tucson before being transferred to San Antonio...hit over .300 at each stop, combining to hit .315 with 20 doubles, two triples, 12 home runs, 56 RBI and 54 runs scored in 88 minor league games...the RBI are a career-high...played for Cibao in the Dominican Winter League following the season and hit .192 with 11 walks in 16 games.

2010—Played significant time at five different positions en route to 125 games for Double-A San Antonio...named to the Texas League's Southern Division All-Star team as a replacement for OF Cedric Hunter who did not participate due to a promotion...played first base (2), second base (26), third base (17), shortstop (44), left field (20), center field (1) and right field (10)...also had 37 at-bats in 10 games as the designated hitter...finished third in the Texas League in walks (68) and was tied for sixth in doubles (28)...had minor league career-highs in games, at bats (410), runs (70), doubles, triples (4), and home runs (11)...batted .349 (22-for-63) with seven doubles, four RBI, 12 runs and nine walks in 20 games for the Arizona Fall League's Peoria Saguaros.

2009—Batted .249 with 18 doubles, one triple, two home runs, 32 RBI, 55 runs and 54 walks between Single-A Fort Wayne and Single-A Lake Elsinore...appeared in 51 games at second base, 20 at third base, 14 at shortstop, four at first base, two in left field and one in center field...played 94 of his 99 games with Lake Elsinore...began the season playing in eight games for the Storm before being sent to Fort Wayne April 23 for five games...returned to Lake Elsinore April 29 for the remainder of the season...went 2-for-7 (.286) in two postseason games.

2008—Named as a starter to the Midwest League Midseason All-Star Team with Fort Wayne...ranked second in the league in walks (71) and sixth in on-base percentage (.366)...the walks were a career-high as were his eight stolen bases and 127 strikeouts...appeared in 89 games at second base, 15 at third base and 13 at shortstop.

2007—Drew 30 walks in 69 games during his first professional season at Single-A Eugene...batted .271 with three home runs and 38 RBI in 69 games...added a team-leading 20 doubles...appeared in 47 games at shortstop and 20 at second base.

PERSONAL/MISCELLANEOUS

Andrew B. Parrino was originally signed by Padres scout Jim Bretz...was the 2007 MAAC Player of the Year for Le Moyne College...named third-team All-America by Louisville Slugger and *Collegiate Baseball*...helped lead the Dolphins to the MAAC championship and the program's fourth appearance in the NCAA Tournament...only the 12th position player and the sixth infielder to be selected in the amateur draft in Le Moyne College history.

LIFETIME PLAYING RECORD

Year	Club	AVG.	G	AB	R	H	2B	3B	HR	RBI	SH	SF	HP	BB	SO	SB	CS	SLG	OBP	E
2007	Eugene	.271	69	251	32	68	20	1	3	38	1	0	7	30	73	2	2	.394	.365	10
2008	Fort Wayne	.252	120	405	67	102	20	0	7	43	4	3	4	71	127	8	5	.353	.366	21
2009	Fort Wayne	.500	5	18	3	9	2	0	0	3	0	0	0	3	3	0	0	.611	.571	0
	Lake Elsinore	.235	94	311	52	73	16	1	2	29	1	4	4	51	85	8	2	.312	.346	12
2010	San Antonio	.246	125	410	70	101	28	4	11	49	4	2	8	68	115	4	2	.415	.363	16
2011	Tucson	.327	48	153	26	50	13	1	3	24	0	4	5	16	25	2	1	.484	.399	4
	San Antonio	.303	40	152	28	46	7	1	9	32	1	3	1	22	40	3	1	.539	.388	5
	SAN DIEGO	.182	24	44	3	8	1	0	0	4	0	1	1	9	17	1	0	.205	.327	0
2012	SAN DIEGO	.207	55	116	9	24	5	0	1	6	2	1	2	17	35	1	0	.276	.316	6
	Tucson	.328	65	235	43	77	23	3	1	32	0	1	4	25	49	6	2	.464	.400	9
ML Totals		.200	79	160	12	32	6	0	1	10	2	2	3	26	52	2	0	.256	.319	6

CAREER TRANSACTIONS

2007 — Selected by the San Diego Padres organization in the 26th round of the First-Year Player Draft. **2012** — On the disabled list, May 31 to June 23; included rehabilitation assignment to Tucson, June 15 to 23. Traded to the Oakland Athletics with pitcher Andrew Werner for pitcher Tyson Ross and minor league first baseman, A.J. Kirby-Jones, November 16.

VS. THE AMERICAN LEAGUE

2012		CAREER								
AVG.	AB	H	HR	RBI	vs. TEAM	AVG.	AB	H	HR	RBI
.000	3	0	0	0	Los Angeles	.000	3	0	0	0

VS. THE NATIONAL LEAGUE

2012		CAREER								
AVG.	AB	H	HR	RBI	vs. TEAM	AVG.	AB	H	HR	RBI
.400	10	4	0	1	Arizona	.261	23	6	0	2
—	0	0	0	0	Atlanta	—	0	0	0	0
.400	5	2	0	0	Chicago	.300	10	3	0	1
—	0	0	0	0	Cincinnati	—	0	0	0	0
.389	18	7	0	2	Colorado	.281	32	9	0	3
.000	1	0	0	0	Houston	.000	1	0	0	0
.214	14	3	1	1	Los Angeles	.222	18	4	1	1
.250	4	1	0	0	Miami	.250	4	1	0	0
.222	9	2	0	0	Milwaukee	.222	9	2	0	0
.100	10	1	0	2	New York	.100	10	1	0	2
.111	9	1	0	0	Philadelphia	.111	9	1	0	0
—	0	0	0	0	Pittsburgh	—	0	0	0	0
—	0	0	0	0	San Diego	—	0	0	0	0
.000	15	0	0	0	San Francisco	.087	23	2	0	1
.286	7	2	0	0	St. Louis	.286	7	2	0	0
.091	11	1	0	0	Washington	.091	11	1	0	0

MONTHLY BREAKDOWN

2012		CAREER								
AVG.	AB	H	HR	RBI	by MONTH	AVG.	AB	H	HR	RBI
.205	39	8	1	1	April	.205	39	8	1	1
.154	52	8	0	2	May	.154	52	8	0	2
.000	1	0	0	0	June	.000	1	0	0	0
—	0	0	0	0	July	—	0	0	0	0
—	0	0	0	0	August	.250	8	2	0	0
.368	19	7	0	3	September	.236	55	13	0	7
.200	5	1	0	0	October	.200	5	1	0	0

BATTING BREAKDOWN

2012		CAREER								
AVG.	AB	H	HR	RBI	by CATEGORY	AVG.	AB	H	HR	RBI
.245	49	12	1	4	Home	.239	71	17	1	7
.179	67	12	0	2	Road	.169	89	15	0	3
.208	53	11	1	3	Day	.203	69	14	1	4
.206	63	13	0	3	Night	.198	91	18	0	6
.174	92	16	1	3	Pre-ASG	.174	92	16	1	3
.333	24	8	0	3	Post-ASG	.235	68	16	0	7
.214	42	9	0	2	vs. LHP	.204	49	10	0	3
.203	74	15	1	4	vs. RHP	.198	111	22	1	7
.143	21	3	0	4	RISP	.167	30	5	0	8
.000	2	0	0	0	Bases Loaded	.000	3	0	0	1
.231	13	3	0	1	Pinch Hitter	.214	14	3	0	1
—	0	0	0	0	Designated Hitter	—	0	0	0	0

BALLPARK BREAKDOWN

	AVG.	AB	H	HR	RBI
AT&T Park	.000	15	0	0	0
Busch Stadium	.286	7	2	0	0
Chase Field	.250	12	3	0	0
Citi Field	.100	10	1	0	2
Citizens Bank Park	.000	6	0	0	0
Coors Field	.250	16	4	0	1
Dodger Stadium	.250	8	2	0	0
Miller Park	.200	5	1	0	0
Minute Maid Park	.000	1	0	0	0
Nationals Park	.000	4	0	0	0
PETCO Park	.239	71	17	1	7
Wrigley Field	.400	5	2	0	0

FIELDING STATISTICS

Second Base

Year	Pct.	G	PO	A	E	TC	DP
2011	1.000	3	6	9	0	15	2
2012	1.000	15	18	20	0	38	5
Totals	1.000	18	24	29	0	53	7

Third Base

Year	Pct.	G	PO	A	E	TC	DP
2011	1.000	11	6	16	0	22	2
2012	1.000	2	4	4	0	4	0
Totals	1.000	13	6	20	0	26	2

Shortstop

Year	Pct.	G	PO	A	E	TC	DP
2011	1.000	4	1	10	0	11	2
2012	.946	26	26	68	6	100	11
Totals	.946	30	27	78	6	111	13

Outfield

Year	Pct.	G	PO	A	E	TC	DP
2011	1.000	5	5	0	0	5	0
2012	—	1	0	0	0	0	0
Totals	1.000	6	5	0	0	5	0

PARRINO'S CAREER BESTS

Hits: 2 (four times), last: September 20, 2012 at Arizona
Home Runs: 1, April 8, 2012 vs. Los Angeles (NL)
Runs Batted In: 2, May 24, 2012 at New York (NL)
Stolen Bases: 1 (twice), last: April 24, 2012 vs. Washington
Hitting Streak: 5, April 15 to 24, 2012
Hitless Streak (At Bats): 19, May 9 to 21, 2012
Grand Slams: None.
Pinch-Hit Home Runs: None.
Inside-The-Park Home Runs: None.
Game Ending Home Runs: None.
Lead Off Home Runs: None.

**RIGHT-HANDED PITCHER****Height/Weight:** 6-1 / 175**Bats/Throws:** Right / Right**Birthdate:** February 2, 1988**Opening Day Age:** 25**Birthplace/Resides:** Palm Beach, Florida / West Palm Beach, Florida**Major League Service:** 23 days**Obtained:** Acquired from the Washington Nationals with pitcher Tommy Milone, catcher Derek Norris and minor league pitcher A.J. Cole for pitcher Gio Gonzalez and minor league pitcher Rob Gilliam, December 23, 2011**Contract Status:** First year of a one-year contract through 2013.**CAREER HIGHLIGHTS**

Led the A's farm system with 12 wins in 2012 but posted a 6.01 ERA in his first season after he was acquired from Washington in the Gio Gonzalez trade...is 46-47 with a 4.32 ERA (345 er in 719.0 ip) in 141 games, 126 starts, in six seasons in the minors...has 464 strikeouts in 423.1 minor league innings over the last three seasons (9.86 per nine innings)...made his Major League debut in September of 2011, going 2-0 with a 0.75 ERA in three games, two starts, with Washington...was rated as the Nationals' third-best prospect by *Baseball America* after the 2011 season after being ranked 10th the previous season...was also listed as the A's number two prospect in 2011 and number four in 2012...was Washington's Minor League Pitcher of the Year, Eastern League Pitcher of the Year and a *Baseball America* Minor League All-Star in 2011...represented the Nationals in the 2011 Futures Game at Chase Field in Phoenix...led Washington's farm system with 148 strikeouts in 2010...was originally a 41st-round pick of the Nationals in 2006 and signed as a "draft and follow" just prior to the 2007 Draft.

2012 HIGHLIGHTS

Spent his first season in the A's organization at Triple-A Sacramento, registering a 12-9 mark with a 6.01 ERA in 28 games, 25 starts...the ERA was a career-high and second highest in the Pacific Coast League (Seth McClung, Iowa 6.35)...also had career-highs in games, runs (99), earned runs (90), walks (66) and wild pitches (14) and matched his high in games started and home runs (16)...however, his 12 wins were the most in the A's farm system and tied for fourth in the PCL...also ranked fourth in the A's farm system in strikeouts (139) and eighth in innings pitched (134.2)...ranked third in the PCL in strikeouts per nine innings (9.10) and seventh in strikeouts...allowed the sixth most earned runs and the seventh most runs and issued the seventh most walks...led Sacramento in wins, losses, innings pitched, hits, runs, earned runs, home runs, walks and strikeouts and tied for the team lead in games started...allowed a .275 opponents batting average, including .273 (74-for-271) by right-handed hitters compared to .278 (73-for-263) by left-handers...opponents hit .274 with the bases empty, .277 with runners on and .277 with runners in scoring position...yielded a .217 average with RISP and two outs...compiled a 6-6 record, a 7.12 ERA and .308 opponents batting average in 18 starts before the All-Star Break...then went 6-3 with a 4.14 ERA and .213 opponents average in 10 games, including seven starts, after the break...was 11-8 with a 5.85 ERA in his 25 starts, 1-1 with a 8.10 ERA in three relief appearances...logged a 4.46 ERA over the first three innings of a game, an 8.83 ERA from innings four through six and a 1.29 ERA after that...was 6-5 with a 5.09 ERA, .246 opponents batting average and five home runs allowed in 13 home games compared to 6-4 with a 6.99 ERA, .304 opponents average and 11 home runs allowed in 15 games on the road...the River Cats were 11-14 (.440) in his starting assignments as they lost in all six of his no decisions...tossed more than six innings in just two of his starts, allowed two runs or fewer 10 times and walked two batter or fewer 14 times...was rated as the A's fourth best prospect by *Baseball America* following the season.

SACRAMENTO: Went 1-1 with a 1.42 ERA over his first three starts, including April 18 against Tacoma when he allowed just one run in a season-high 7.0 innings in a no decision...then was tagged for seven runs on a season-high 10 hits in 4.1 innings in another no decision April 23 at Reno...won four consecutive starts from April 29 to May 17 (4.50 ERA)...allowed two runs in his first two starts during the stretch (10.0 ip) but nine over the next two (12.0 ip)...then went 1-5 with a 10.53 ERA over his next 10 starts from May 22 to July 8...did not walk a batter May 27 against Reno and June 7 at Colorado Springs, his only two starts without a walk in 2012...issued a season-high five walks in his one start in between, June 2 at Tacoma...matched his season-high with 10 hits May 27 against Reno...finished

May with a 4-1 record in five starts despite a 6.41 ERA and .330 opponents batting average...then went 0-3 with a 11.44 ERA and .337 opponents batting average in six starts in June...tossed 4.0 innings or fewer in each of his six starts in the month...allowed at least five runs in six consecutive starts from June 12 to July 8 and went 0-3 with a 12.93 ERA over that span...allowed a season-high eight runs in 4.0 innings June 28 against Salt Lake...had allowed just five home runs over his first 16 starts and 74.2 innings through June 28...then allowed at least one home run in four consecutive starts from July 3 to 20 (six home runs total)...snapped a four-game losing streak by allowing just one run in 6.0 innings July 15 against Las Vegas...then struck out a season-high 11 in a season-high tying 7.0 innings in a July 20 loss to Tucson...had a five-game winning streak from July 25 to Aug. 21...posted a 2.35 ERA and .193 opponents batting average over that six-game stretch...that included back-to-back relief appearances July 30 at Reno (4.1 ip, 3 r) and Aug. 5 against Nashville (4.0 ip, 0 r)...those games were started by Brandon McCarthy and Brett Anderson on rehab assignments...finished August with a 4-1 record and a 3.24 ERA in five games, four starts...also pitched in relief in his final regular season outing Sept. 3 at Salt Lake, allowing seven runs on six hits, including a season-high three home runs, in 1.2 innings...made one postseason start, a no decision in a 4-3 Sacramento win in 10 innings at Reno in Game 4 Sept. 8 (5.0 ip, 3 h, 2 r, 2 er, 2 bb, 1 so).

CAREER

2011—Was named Washington's Minor League Pitcher of the Year and Eastern League Pitcher of the Year to earn a September call-up with the Nationals...went 2-0 with a 0.75 ERA in three games, two starts, in his Major League debut...held the opposition to a .167 batting average but issued six walks in 12.0 innings...his debut came in relief Sept. 6 against Los Angeles (1.1 ip, 4 h, 1 r, 1 er, 1 bb, 0 so)...entered the game in the sixth inning with a 3-0 lead and runners on first and second with one out...allowed both of the runs to score plus one of his own for the blown save...did not allow a run in either of his two starts for a season-ending 11.1-inning scoreless streak...his first start came Sept. 14 at New York (NL) when he combined on a four-hit, 2-0 shutout for his first ML win...tossed 5.0 innings, allowed two hits and fanned Josh Satin to leadoff the third inning for his first strikeout...also won his second start Sept. 22 at Philadelphia, tossing 5.2 shutout innings in a 6-1 Nationals win...became the first pitcher to earn the win in the first two starts of his career, both on the road, and not allow a run while doing so since Vaughn Eshelman did it for Boston in 1995...was named the Nationals' number three prospect by *Baseball America* following the season and the A's number two prospect following the trade...combined to go 15-3 with a 2.39 ERA and .188 opponents batting average in 25 games, 23 starts, with Double-A Harrisburg and Triple-A Syracuse...struck out 177 batters in 146.2 innings, an average of 10.86 per nine innings...walked 47 for a strikeout to walk ratio of 3.77...surrendered just nine home runs (0.55 per nine innings)...tied for second in Minor League Baseball in wins and ranked seventh in strikeouts...had the fourth lowest opponents batting average among full season minor leaguers and ranked 11th in ERA...was named to the *Baseball America* Minor League All-Star Team...had minor league career-highs in wins and strikeouts...his .188 opponents batting average broke down to .163 against left-handed hitters compared to .211 against right-handers...yielded a .184 batting average and .243 on-base percentage to batters leading off an inning...seven of the nine home runs he allowed were solo shots...was a perfect 10-0 with a 2.45 ERA in 13 games, 12 starts, on the road...posted a 1.66 ERA over the first four innings of a game, 3.86 after that...his teams were 18-5 (.783) in his starting assignments...allowed two runs or fewer in 17 of his 23 starts and walked two batters or fewer 17 times...had five starts where he yielded just one hit...began the season at Harrisburg where he went 10-2 with a 2.01 ERA in 16 games, 14 starts...tied for fifth in the Eastern League in wins and was named to the league's Midseason and Post-season All-Star teams...was also named to the Topps and *Baseball America* Double-A All-Star team...lost his first outing of the season, a relief appearance April 11 against New Britain...then compiled a seven-game winning streak...posted a 1.97 ERA during the streak, which spanned eight starts from April 17 to May 25...was named Eastern League Pitcher of the Week twice during the streak...the first time was for the week of April 18-24 after tossing a season-high 7.1 shutout innings and striking out nine against Trenton April 22...was honored the second time for the week of May 9-15 after striking out a season-high 14 at Richmond May 13...fanned 10 batters in 6.0 innings in his next start, a 7-2 win at Binghamton May 21...allowed just one hit in the game, a solo home run...had his winning streak snapped June 12 against Akron, despite striking out 10 batters in 6.1 innings...tossed his lone complete game of the season June 18 at Altoona, a seven-inning four-hitter in a 6-3 win...did not allow a run in back-to-back starts June 24 against Altoona (6.2 ip) and June 28 at Richmond (5.2 ip)...was selected to pitch in the Futures Game and tossed 1.0 scoreless innings in the contest July 10 at Chase Field...was transferred to Triple-A Syracuse July 14 and went 5-1 with a 3.19 ERA in nine starts with the Chiefs...

lost his first start but then went 5-0 with a 2.06 ERA over his final eight starts...allowed one hit in back-to-back starts July 27 against Colorado Springs (7.0 ip) and Aug. 2 at Toledo (4.0 ip)...tossed 7.0 shutout innings and allowed just one hit Aug. 18 against Gwinnett but walked a season-high tying five batters and had a no decision in a 1-0 loss.

2010—Pitched for two different teams in the Nationals farm system for the third consecutive season and combined for a 6-11 record and a 4.50 ERA in 26 games, 25 starts, with Single-A Potomac and Double-A Harrisburg...led Washington's farm system with 148 strikeouts...118 of those came with Potomac, which tied for second in the Carolina League...his 25 starts were a career-high...averaged 9.38 strikeouts per nine innings...allowed a .259 opponents batting average, which included a .238 mark against right-handed hitters compared to .286 against left-handers...opponents hit .231 with the bases empty, .301 with runners on...walked two batters or fewer in 15 of his 25 starts...was rated as the Nationals 10th-best prospect by *Baseball America* following the season...began the season at Potomac and went 4-9 with a 4.44 ERA in 19 games, 18 starts...was 4-5 with a 3.65 ERA in 13 games at home compared to 0-4 with a 6.44 ERA in six starts on the road...allowed just two first inning runs in his 18 starts (1.00 ERA)...struck out a season-high 10 batters in 5.0 innings April 20 against Fredrick...combined on a seven-hit shutout in a 4-0 win over Myrtle Beach May 6...tossed 6.0 innings and allowed four of the hits...allowed a season-high 11 hits in 5.1 innings in his only relief appearance, May 11 against Winston Salem...took the loss in that game to begin a five-game losing streak (4.89 ERA)...was 1-8 with a 4.74 ERA over his first 13 games, 12 starts...then went 3-1 with a 2.03 ERA over his next four starts, including July 5 against Wilmington when he tossed a nine-inning complete game shutout...allowed just five hits and walked one while striking out four to earn Carolina League Pitcher of the Week honors for the week of July 5-11...was transferred to Harrisburg July 26, where he posted a 2-2 record and 4.66 ERA in seven starts...walked three or more batters in each of his starts, issuing 22 free passes in 38.2 innings (5.12 per nine innings)...tossed 7.0 shutout innings in his first start July 28 at New Hampshire but had a no decision in the Senators 1-0 loss in 11 innings...tossed 7.0 shutout innings and allowed just one hit Aug. 17 against Erie but had another no decision in a 4-3, 10-inning loss...made one relief appearance during the Eastern League playoffs and tossed 2.0 scoreless innings without allowing a hit (1 bb, 3 so)...pitched for Scottsdale in the Arizona Fall League and was 0-0 with a 4.50 ERA in nine relief appearances...struck out 17 and walked just three in 12.0 innings.

2009—Combined for an 8-11 record and a 4.14 ERA in 27 games, 24 starts, with Washington's two Single-A affiliates at Hagerstown and Potomac...had a minor league career-high in innings pitched (147.2)...allowed a .266 opponents batting average, including .247 against left-handed hitters and .282 against right-handers...opponents hit .219 when leading off an inning but he allowed a .300 average with runners in scoring position...allowed two runs or fewer in 11 of his 24 starts and walked two batters or fewer 21 times...began the season with Hagerstown and went 0-4 with a 4.50 ERA over his first eight starts...picked up his first win May 30 at Hickory...went 3-0 with a 1.69 ERA over his final three starts before being promoted to Potomac July 29...went 3-3 with a 4.34 ERA in eight games, seven starts, with the Nationals...struck out a season-high nine batters in 5.2 innings in his first start, July 29 against Myrtle Beach...tossed a season-high 8.0 innings Aug. 25 at Myrtle Beach and allowed just one run on three hits for the win.

2008—Began the season at Single-A Hagerstown and went 0-5 with a 9.09 ERA in eight starts before he was sent back to extended spring training May 19...joined Vermont of the New York-Penn League (Rookie) when its season began in mid-June and went 4-8 with a 3.12 ERA in 14 starts for the Lake Monsters...was 4-12 with a 4.97 ERA in 22 starts overall...the losses were a career-high as were his two complete games...allowed a .251 opponents batting average, which included a .225 mark against right-handed hitters and .284 against left-handers...after going 0-5 with Hagerstown, he won his first start with Vermont June 17...went 3-1 with a 2.36 ERA over his first six starts with the Lake Monsters...capped that stretch with his first complete game, a seven-inning four-hitter in a 4-1 win at Oneonta July 21 (1 r, 0 er, 0 bb, 4 so)...fired his second complete game, a seven-inning seven-hitter in a 5-3 win at Oneonta Sept. 1 (3 r, 2 er, 2 bb, 4 so).

2007—Made his professional debut with the Nationals affiliate in the Gulf Coast Rookie League and was 1-1 with a 3.89 ERA in 13 games, seven starts...surrendered just one home run in 39.1 innings...allowed a .242 opponents batting average, which broke down to .228 against right-handed hitters and .279 against left-handers...was 1-0 with a 4.70 ERA in his six relief appearances compared to 0-1 with

a 3.38 ERA in seven starts...made his professional debut in relief June 20 at the Cardinals affiliate (2.0 ip, 1 h, 1 r)...his first start was a no decision in a 8-5 loss to the Marlins (4.0 ip, 3 h, 2 bb, 5 so)...his first win came in relief Aug. 8 against the Dodgers when he tossed 3.0 scoreless innings (1 h, 2 bb, 3 so).

PERSONAL/MISCELLANEOUS

Bradley J. Peacock was originally signed by Washington scout Tony Arango...graduated from Palm Beach (FL) Central High in 2006...played collegiately at Palm Beach (FL) Community College (currently known as Palm Beach State College)...signed with the Nationals in June 2007 as a "draft and follow" (was drafted by Washington in June of '06)...was a shortstop in high school but signed professionally as a pitcher after going 8-2 with 82 strikeouts in 75 innings with the PBCC Panthers.

LIFETIME PITCHING RECORD

Year	Club	W	L	ERA	G	GS	CG	SHO	SV	IP	H	R	ER	HR	HB	BB	IBB	SO	WP	BK
2007	GCL Nationals	1	1	3.89	13	7	0	0	0	39.1	38	23	17	1	2	15	0	34	5	0
2008	Hagerstown	0	5	9.09	8	8	0	0	0	33.2	38	38	34	8	8	21	0	23	4	0
	Vermont	4	7	3.12	14	14	2	0	0	75.0	67	38	26	3	3	27	1	54	4	1
2009	Hagerstown	5	8	4.05	19	17	0	0	0	100.0	104	49	45	10	8	32	0	77	5	0
	Potomac	3	3	4.34	8	7	0	0	0	47.2	46	26	23	4	3	10	0	27	1	0
2010	Potomac	4	9	4.44	19	18	1	1	0	103.1	109	59	51	11	4	25	0	118	10	2
	Harrisburg	2	2	4.66	7	7	0	0	0	38.2	33	21	20	5	0	22	1	30	0	0
2011	Harrisburg	10	2	2.01	16	14	1	0	0	98.2	62	25	22	4	2	23	1	129	4	0
	Syracuse	5	1	3.19	9	9	0	0	0	48.0	36	18	17	5	2	24	0	48	4	0
	WASHINGTON	2	0	0.75	3	2	0	0	0	12.0	7	1	1	0	0	6	0	4	1	0
2012	Sacramento	12	9	6.01	28	25	0	0	0	134.2	147	99	90	16	5	66	0	139	14	0
ML Totals		2	0	0.75	3	2	0	0	0	12.0	7	1	1	0	0	6	0	4	1	0
Minor League Totals		46	47	4.32	141	126	4	1	0	719.0	680	396	345	67	37	265	3	679	51	3

CAREER TRANSACTIONS

2006 — Selected by the Washington Nationals organization in the 41st round of the First-Year Player Draft. **2011** — Traded to the Oakland Athletics with pitchers A.J. Cole and Tommy Milone and catcher Derek Norris for pitchers Gio Gonzalez and Rob Gilliam, December 23.

VS. THE NATIONAL LEAGUE

2012	CAREER													
ERA	W	L	S	G	IP	ER	vs. TEAM	ERA	W	L	S	G	IP	ER
—	0	0	0	0	0.0	0	Los Angeles	6.75	0	0	0	1	1.1	1
—	0	0	0	0	0.0	0	New York	0.00	1	0	0	1	5.0	0
—	0	0	0	0	0.0	0	Philadelphia	0.00	1	0	0	1	5.2	0

BALLPARK BREAKDOWN

	ERA	W	L	S	G	IP	ER
Citi Field	0.00	1	0	0	0	1	5.0
Citizens Bank Park	0.00	1	0	0	0	1	5.2
Nationals Park	6.75	0	0	0	0	1	1.1

MONTHLY BREAKDOWN

2012	CAREER													
ERA	W	L	S	G	IP	ER	by MONTH	ERA	W	L	S	G	IP	ER
—	0	0	0	0	0.0	0	September	0.75	2	0	0	3	12.0	1

FIELDING STATISTICS

Pitcher	Year	Pct.	G	PO	A	E	TC	DP
	2011	1.000	3	1	0	0	1	0
Totals		1.000	3	1	0	0	1	0

PITCHING BREAKDOWN

2012	CAREER													
ERA	W	L	S	G	IP	ER	by CATEGORY	ERA	W	L	S	G	IP	ER
—	0	0	0	0	0.0	0	Home	6.75	0	0	0	1	1.1	1
—	0	0	0	0	0.0	0	Road	0.00	2	0	0	2	10.2	0
—	0	0	0	0	0.0	0	Day	—	0	0	0	0	0.0	0
—	0	0	0	0	0.0	0	Night	0.75	2	0	0	3	12.0	1
—	0	0	0	0	0.0	0	Pre-ASG	—	0	0	0	0	0.0	0
—	0	0	0	0	0.0	0	Post-ASG	0.75	2	0	0	3	12.0	1
—	0	0	0	0	0.0	0	Starter	0.00	2	0	0	2	10.2	0
—	0	0	0	0	0.0	0	Reliever	6.75	0	0	0	1	1.1	1

PEACOCK'S CAREER BESTS

Low Hit Complete Game: None
Innings Pitched: 5.2, September 22, 2011 at Philadelphia
Strikeouts: 2 (twice), last: September 22, 2011 at Philadelphia
Longest Winning Streak: 2, September 14, 2011 to present
Longest Losing Streak: None
Longest Scoreless Streak: 11.1, September 6, 2011 to present

**INFIELDER****Height/Weight:** 5-10 / 160**Bats/Throws:** Switch / Right**Birthdate:** July 27, 1989**Opening Day Age:** 23**Birthplace/Resides:** Maracay, Aragua, Venezuela / Maracay, Aragua, Venezuela**Major League Service:** None**Obtained:** Signed to a minor league contract, November 19, 2012**Contract Status:** First year of a one-year contract through 2013.**NON-ROSTER INVITEE****CAREER HIGHLIGHTS**

Was signed by the A's to a minor league contract following the 2012 season after spending the first seven seasons of his professional career in the Angels organization...is a .253 (564-for-2228) career hitter with 16 home runs and 244 RBI in 652 career minor league games...also has 92 stolen bases...has played in 564 games at shortstop, 73 at second base and three at third base...selected to the Texas League Mid-season All-Star team in 2011.

2012 HIGHLIGHTS

Spent the entire season at Double-A Arkansas for the second consecutive year and batted .214 with six home runs and 36 RBI in 126 games...had career-highs in games and home runs...however, his batting average was a career-low and second lowest among Texas League qualifiers...also had a career-low .293 on-base percentage...led the Travelers in walks (44) and strikeouts (98) and was second in games and triples (3)...stole 15 bases, his fifth consecutive season with double digits in steals...batted .225 (67-for-298) against right-handed pitching compared to .183 (20-for-109) against left-handers...had a .192 batting average with two home runs and 12 RBI in 67 games in the first half...then batted .242 with four home runs and 24 RBI in 59 games during the second half...hit .196 with runners in scoring position, including .128 with RISP and two outs...batted .311 in the ninth inning or later...four of his six home runs came after the sixth inning...committed four errors in 63 games at shortstop (.986 fielding percentage) and four in 59 games at second base (.985 fielding percentage)...also appeared in two games at third base and singled in his only at bat as a pinch hitter...hit in every spot in the order except third, fourth and fifth...batted .287 with four home runs and 21 RBI in 45 games hitting ninth...had a .174 average with two home runs and 15 RBI in 81 games in all other spots in the order...batted .282 with four home runs and 18 RBI in 39 games for Magallanes in the Venezuelan Winter League following the season.

ARKANSAS: Hit safely in each of his first five games (5-for-17, .294), which would be his longest hitting streak of the season...had four other five-game hitting streaks...then hit .164 (25-for-152) over his next 44 games through May 31...collected a season-high two doubles May 17 against Springfield...had two two-steal games over a seven-game stretch on May 18 against Northwest Arkansas and May 26 at San Antonio...went 28 consecutive games without an RBI from May 24 to June 23...batted .145 in the month of May to drop his overall batting average to a season-low .178...hit safely in eight of his first nine games in June (10-for-32, .313) but then went 9-for-68 (.132) over a 23-game stretch from June 11 to July 14...had a 39-game errorless streak as a shortstop from June 6 to Aug. 22...went 47 consecutive games without an error at any position from June 20 to Aug. 22...had his first of three three-hit games July 2 at Frisco...his second came July 18 at Northwest Arkansas when he also doubled twice...went 3-for-4 with a home run July 31 against Springfield...that snapped a 73-game homerless streak...hit four of his six home runs over a 10-game stretch from July 31 to Aug. 10...including a two-homer game Aug. 10 at Corpus Christi...had a season-high three RBI Aug. 8 and 10, both at Corpus Christi...had his third two-steal game of the season Aug. 20 against San Antonio...finished August with a .267 batting average in 29 games.

CAREER

2011—Hit .257 with two home runs and 51 RBI in 121 games with Arkansas in his first full season at the Double-A level...had career-highs in at bats (424), hits (109), doubles (15), RBI (51), walks (69), stolen bases (23), hit by pitches (6) and strikeouts (100)...tied for fourth in the Texas League in walks

and triples (6) and ranked seventh in stolen bases...was selected to the TL Mid-Season All-Star team... led the Travelers in walks and sacrifice hits (11) and finished second in games, triples, RBI and strikeouts...had a .312 batting average and 34 RBI in 62 games in the first half...then hit .199 with 17 RBI in 59 games in the second half...batted .301 with runners in scoring position...hit .260 with both of his home runs against right-handed pitching, .229 against left-handers...logged a .280 average with both of his home runs on the road compared to .220 at home...appeared in 118 games at shortstop and three at second base...committed just nine errors, all at shortstop, for a .981 fielding percentage, which was the best mark among TL shortstops...also doubled in his only pinch hitting appearance...hit .292 in 89 games batting second...did not commit an error in his first 37 games...had two-steal games April 16 against Midland, April 18 against Frisco and June 10 against Northwest Arkansas...compiled a season-high 10-game hitting streak from April 28 to May 9 (14-for-37, .378)...had his first of three four-hit games May 6 at Tulsa...batted .315 in the month of May and then hit .340 in June...went 4-for-6 with a season-high four runs scored and a season-high tying three RBI June 21 at Springfield...matched his season-high with four hits July 15 at Tulsa...had two hits the next day to lift his average to .310...then hit .154 over his final 43 games...including .145 in August...went 7-for-28 (.250) with three RBI in seven postseason games for Arkansas...then played for Magallanes in the Venezuelan Winter League where he batted .233 with no home runs and 15 RBI in 51 games...ranked third in the league in on-base percentage (.411) and fourth in walks (35).

2010—Played at three different levels in the Angels farm system, combining for a .262 average, three home runs and 44 RBI in 120 games...had career highs in runs (67) and triples (8)...spent most of the year at Single-A Rancho Cucamonga where he hit .282 with seven triples in 97 games...also batted .191 in 13 games over two stints with Triple-A Salt Lake (June 25 to July 3 and Aug. 10-13) and .161 in 10 games with Arkansas from July 4 to 22...hit .279 against left-handed pitching compared to .255 with all three of his home runs and 36 of his 44 RBI against right-handers...committed 15 errors in 113 games at shortstop for a .972 fielding percentage...also went 2-for-6 (.333) in three games as the designated hitter and was 0-for-2 in the pinch...saw most of his action batting ninth (65 games)...hit .337 with runners in scoring position with Rancho Cucamonga...batted .314 with two of his three home runs in April...then hit .247 over his next 43 games before being moved up to Salt Lake June 25...went 4-for-4 with four runs scored, a walk, double, triple and RBI May 28 at Visalia...hit .171 in 13 games during his second stay with Rancho Cucamonga from July 24 to Aug. 8...had a season-high 10-game hitting streak from Aug. 19 to 30 (15-for-36, .417)...was named Angels' Defensive Player of the Month in August...went 9-for-18 (.500) with 11 RBI in the final four game series of the season at Lancaster Sept. 3-6...had a season-high four RBI on the 4th...then went 10-for-40 (.250) with three doubles, a home run and four RBI in 11 postseason games for Rancho Cucamonga...played for Magallanes in the Venezuelan Winter League following the season and went 3-for-11 (.273) in six games.

2009—Spent the entire season with Single-A Cedar Rapids of the Midwest League...hit .251 with two home runs and 42 RBI in 106 games...batted .301 with both of his home runs against left-handed pitching compared to .247 against right-handers...hit .196 before the All-Star Break, .317 after the break... had a .198 batting average with the bases empty compared to .338 with both of his home runs with runners on base...batted .370 with runners in scoring position...had a .951 fielding percentage in 94 games at shortstop (19 errors) and a .982 mark in 11 games at second base (1 error)...saw his most action with 76 games batting ninth...batted .373 with two home runs and 20 RBI in 31 games in August and September...had no home runs and 22 RBI in 75 games over the first four months of the season... went 3-for-4 with a season-high four runs scored Aug. 22 at Wisconsin...had a season-best seven-game hitting streak from Aug. 25-Sept. 3 (13-for-26, .500)...hit .333 (6-for-18) with two walks, a double and RBI in five postseason games for the Kernels.

2008—Spent most of the first part of the season in extended spring training...went 4-for-7 (.571) with a walk and RBI in two stints with Single-A Rancho Cucamonga during the time period...then joined Orem of the Pioneer Rookie League in June where he hit .280 in 67 games...combined at both stops to post career-highs in batting (.287), slugging (.425) and on-base percentage (.394)...appeared exclusively at shortstop on defense (70 games)...while at Orem, he led the PL in sacrifice hits (8), tied for second in triples (7) and walks (44) and ranked fourth in runs (59)...was successful in 14 of 16 (87.5%) stolen base attempts, which was second best in the league...hit .324 against left-handed pitching compared to .252 against right-handers...compiled his best batting average in July when he batted .330 in 24 games...hit all three of his home runs that month and collected 16 of his 28 RBI...went 2-for-2 with

four walks Aug. 10 against Missoula...batted .353 (6-for-17) with four runs, a double, triple, two RBI and two walks in four postseason games for the Owlz.

2007—Hit .253 with 22 RBI in 47 games with the Angels affiliate in the Arizona Rookie League in his first season in the United States...batted .132 with the bases empty compared to .360 with runners on, including .327 with runners in scoring position...hit .306 during the day, .211 at night...all 47 of his appearances game at shortstop...led AZL shortstops in total chances (214) and assists (135) and tied for the lead in games played...also hit ninth in all 47 of his games...had an 11-game hitting streak from June 30 to July 15 (14-for-37, .378)...batted .328 in July.

2006—Made his professional debut with Angels affiliate in the Dominican Summer League and batted .246 with 41 walks (.363 on-base percentage) in 61 games...led DSL shortstops with a .962 fielding percentage in 60 games...also appeared in one game at third base

PERSONAL/MISCELLANEOUS

Darwin Eduardo Perez Murillo was originally signed by Angels' scout Amador Arias.

LIFETIME PLAYING RECORD

Year	Club	AVG.	G	AB	R	H	2B	3B	HR	RBI	SH	SF	HP	BB	SO	SB	CS	SLG	OBP	E
2006	DSL Angels	.246	61	211	30	52	10	1	0	21	3	4	0	41	56	10	3	.303	.363	11
2007	AZL Angels	.253	47	162	24	41	7	2	0	22	4	1	3	25	43	4	1	.321	.361	13
2008	Rancho Cucamonga	.571	4	7	2	4	3	0	0	1	1	0	0	1	1	0	0	1.000	.625	1
	Orem	.280	67	261	59	73	11	7	3	27	8	0	2	44	63	14	2	.410	.388	19
2009	Cedar Rapids	.261	106	352	55	92	14	4	2	42	16	0	0	49	84	11	7	.341	.352	20
2010	Rancho Cucamonga	.282	97	326	60	92	6	7	2	36	13	2	4	32	76	15	8	.362	.352	12
	Arkansas	.161	10	31	3	5	0	0	0	1	0	0	0	6	7	0	0	.161	.297	2
	Salt Lake	.191	13	47	4	9	0	1	1	7	3	0	1	2	13	0	1	.298	.240	1
2011	Arkansas	.257	121	424	61	109	15	6	2	51	11	4	6	69	100	23	6	.335	.366	9
2012	Arkansas	.214	126	407	51	87	14	3	6	36	3	3	3	44	98	15	8	.307	.293	8
Minor League Totals		.253	652	2228	349	564	80	31	16	244	62	14	19	313	541	92	36	.338	.348	96

CAREER TRANSACTIONS

2005 — Signed by the Los Angeles Angels organization as a non-drafted free agent, July 30. **2012** — Elected free agency, November 2; signed by the Oakland Athletics to a minor league contract, November 19.

OAKLAND A'S CLINCHING DATES

Year	Date	Game No.	Opponent	Score	Winner	Loser
1971	September 15	149	at Chicago	3-2	Grant	Wood
1972	September 28	150	Minnesota	8-7	Fingers	LaRoche
1973	September 23	156	at Chicago	10-5	Blue	Wood
1974	September 27	158	Chicago	2-3	Bahnsen	Holtzman
1975	September 24	158	Chicago	13-2	Blue	Jefferson
1988	September 19	151	Minnesota	5-3	Stewart	Toliver
1989	September 27	158	Texas	5-0	Moore	Moyer
1990	September 25	154	at Kansas City	5-0	Stewart	Applier
1992	September 28	156/157	Off Day*			
2000	October 1	161	Texas	3-0	Hudson	Glynn
2001	September 23	150	Seattle	7-4	Mulder	Garcia
2002	September 20 (Playoff)	154	Texas	4-2	Mecir	Kolb
	September 26 (Division)	159	at Seattle	5-3 (10)	Koch	Hasegawa
2003	September 23	158	Texas	4-3 (10)	Foulke	Cordero
2006	September 26	157	at Seattle	12-3	Harden	Woods
2012	October 1 (Playoff)	160	Texas	4-3	Parker	Perez
	October 3 (Division)	162	Texas	12-5	Scribner	Holland

*Chicago defeated 2nd place Minnesota on the A's off day.

**OUTFIELDER****Height/Weight:** 6-0 / 210**Bats/Throws:** Left / Left**Birthdate:** February 11, 1988**Opening Day Age:** 25**Birthplace/Resides:** Fallbrook, California / Temecula, California**Major League Service:** None**Obtained:** Acquired from the St. Louis Cardinals with Clayton Mortensen and Brett Wallace for Matt Holliday and cash, July 24, 2009**Contract Status:** First year of a one-year contract through 2013.**CAREER HIGHLIGHTS**

Is a .286 (539-for-1885) career hitter in 517 games over five minor league seasons...also has 255 walks for a .379 on-base percentage...was originally drafted by the St. Louis Cardinals in the second round of the 2008 draft but was traded to the Oakland A's July 24, 2009 as part of the Matt Holliday deal... was named to the New York-Penn League Midseason All-Star team in 2008, the Florida State League Midseason All-Star team in 2009 and the Texas League Midseason All-Star team in 2012... batted .433 in eight postseason games to lead Midland to the TL Championship in 2009.

2012 HIGHLIGHTS

Began the year at Double-A Midland for the second consecutive season but finished it by hitting .389 in 38 games with Triple-A Sacramento...combined for a .326 batting average, nine home runs and 46 RBI in 86 games overall...missed a month of the season while on the disabled list with a sprained right ankle...added a career-high 67 walks for a .460 on-base percentage...reached base safely via hit or walk in 78 of 86 games...also had career-highs in batting, on-base percentage and slugging percentage (.510)...was successful in 13 of 16 (81.3%) stolen base attempts...ranked fifth in the A's farm system in walks...batted .343 (73-for-213) against right-handed pitching compared to .280 (21-for-75) against left-handers...hit .326 with runners in scoring position...had a .365 batting average during the day compared to .318 at night...batted .391 in the eighth inning or later...appeared in 60 games in left field, 20 in right field, one at first base and one in center field...also pitched once...was 3-for-10 (.300) with three RBI in four games as the designated hitter...hit in every spot in the order except first and saw his most action with 27 games hitting fifth...also went 19-for-45 (.422) in 13 games batting cleanup...played four games for Estrellas in the Dominican Winter League following the season, going 0-for-9 with a walk.

MIDLAND: Hit .274 in 48 games with the RockHounds...batted .344 during the day...had a .450 average in the first inning...hit .224 with the bases empty compared to .321 with runners on base...reached base safely via hit or walk in each of his first 17 games through April 23...batted .345 with a .493 on-base percentage over that span...scored a season high three runs in a 3-for-3 performance April 12 against Arkansas...had his first of two four-hit games April 15 against Springfield...stole a season-high two bases April 20 at San Antonio...doubled twice April 25 at Corpus Christi...walked in all four plate appearances April 27 against San Antonio...drove in a season high three runs three days later against the Missions...finished April with a .476 on-base percentage, which was 10th best in all of the minor leagues...had a season-high nine-game hitting streak from May 19 to 28, collecting one hit in each game (9-for-28, .321)...was batting .285 with a .449 on-base percentage in 46 games when he was placed on the disabled list May 29 with a sprained right ankle...was named to the Texas League Midseason All-Star Team and was reinstated from the DL June 28, the date of the All-Star Game...went 0-for-2 with two strikeouts in a start at designated hitter for the South All-Stars...then went 0-for-6 with two walks in two games with the RockHounds before he was transferred to Sacramento July 2...ranked sixth in the Texas League with 44 walks at the time of his promotion.

SACRAMENTO: Hit .459 when leading off an inning, .429 on the road, .424 with runners in scoring position, .404 against right-handed pitching and .400 during the day with the River Cats...did not commit an error in 37 games and 50 total chances in the outfield...made his professional debut as a pitcher July 18 against Tacoma...entered the game to start the bottom of the 18th inning and, after striking out Nick Franklin, he allowed the game-ending home run to Scott Savastano, a third baseman who pitched a scoreless top of the 18th inning for the win...was batting .324 over his first 13 games before match-

ing his season high for hits in a 4-for-4, three RBI game at Salt Lake July 26...that started a four-game stretch where he hit .733 (11-for-15) with eight runs scored, two doubles, one triple, two home runs and seven RBI...finished July with a .442 batting average and .547 on-base percentage in 17 games...then hit .333 in 18 games in August...had his lone two-home run game of the season Aug. 5 against Nashville...went 0-for-8 with a RBI and seven strikeouts in three postseason games.

CAREER

2011—Batted a combined .274 with nine home runs and 59 RBI in 105 games with Double-A Midland and Triple-A Sacramento...scored a career-high 64 runs...tied for eighth in the A's farm system with four triples...was successful in 13 of 15 (86.7%) stolen base attempts, including 11 of 12 (91.7%) with Midland...batted .318 with eight of his nine home runs and 46 of his 59 RBI against right-handed pitching...had a .152 average against left-handers...slugged .495 against righties, .219 against lefties...compiled a .341 batting average in the eighth inning or later...hit .151 with runners in scoring position and two outs...appeared exclusively in the outfield with Midland...did not commit an error in 106 chances in 56 games (35 in left field, 21 in center field)...with Sacramento, appeared in 16 games at first base, 13 in left field, nine in right field and five in center field...also combined to hit .308 in seven games as a designated hitter...hit in every spot in the order except first, second and fourth...began the season with Midland, scoring a season-high three runs in the first game April 7...was batting .278 with six doubles, one home run and five RBI in 14 games when he was promoted to Triple-A Sacramento April 23...hit .293 with six home runs and 32 RBI in 46 games with the River Cats...went 21-for-55 (.382) over a 15-game stretch from May 4 to 19...that included a season-high three hits May 4 against Salt Lake, May 11 at Memphis and May 19 against Oklahoma City...drove in 11 runs in a four-game series at Memphis May 10-13, including a pair of four RBI games May 10 and 12...was sent back to Midland June 21...batted .254 over his final 45 games for a .260 average overall with the RockHounds...stole a season-high three bases June 27 at San Antonio...was successful in 10 consecutive stolen base attempts from June 25 to Aug. 2...his longest hitting streak of the season was six games, accomplished three times over a 20-game stretch from June 25 to July 19...hit .360 over that span...went 14-for-28 (.500) with three three-hit games and two two-hit games during the final streak from July 14 to 19...had season-highs in runs (3), hits (3) and doubles (2) Aug. 2 against Frisco...went 4-for-32 (.125) over his final 10 games before going on the disabled list Aug. 17 with a strained left hamstring...missed the remainder of the season.

2010—Spent his first full season in the A's organization at Double-A Midland and batted .265 with five home runs and 59 RBI in 128 games...led the RockHounds with 57 walks...led the Texas League with a career-high eight sacrifice flies...also struck out a career-high 108 times...batted .272 with all five of his home runs against right-handed pitching compared to .253 against left-handers...had a .230 batting average before the All-Star Break, .307 after the break...hit .303 at home but clubbed all five of his home runs on the road...batted .364 in the first inning...had a .196 average with runners in scoring position and two outs...appeared in 64 games at first base, 34 in left field, 16 in right field and one in center field...hit in every spot in the order except second...saw his most action with 37 games hitting third and seventh...hit .278 over his first 14 games before an 11-for-74 (.149) skid dropped his average to a season-low .203 May 17...stole a season-high two bases May 3 at San Antonio...went 25 consecutive games without an extra base hit from May 13 to June 13...finished June with a .192 batting average in 20 games but then batted .333 in both July and August...went 1-for-16 over a six-game stretch from July 5 through the first game of a doubleheader July 12 at Springfield...was 1-for-3 in the second game to start a season-best 16-game hitting streak that ran through July 29...the streak tied for third longest in the TL in 2010...went 25-for-59 (.424) over that span to lift his average from .227 to .262...then went 0-for-16 over his next five games...had a season-high four hits Aug. 22 at Northwest Arkansas, going 4-for-4 with a double, triple and a season-high tying three RBI...went 10-for-33 (.303) with four walks in eight postseason games for the RockHounds.

2009—Combined for a .288 batting average, 10 home runs and 63 RBI in 133 games with three teams and two organizations...began the season at Single-A Palm Beach in the St. Louis organization, was transferred to Double-A Springfield July 3 and was assigned to Double-A Midland after he was traded to the A's organization as part of the Matt Holliday trade July 24...had minor league career-highs in games, at bats (513), hits (148), doubles (25), triples (5), home runs, RBI, hit by pitch (14) and stolen bases (16)...hit .290 against right-handed pitching, .285 against left-handers...appeared in 96 games in the outfield (54 in right field, 30 in left field, 14 in center field) and 29 at first base, including 22 with Midland...went 4-for-4 with three doubles in his first game April 9 against Jupiter...hit .370 in April...

was named to the Florida State League Midseason All-Star Team... was batting .298 with six home runs and 39 RBI in 76 games with Palm Beach when he was transferred to Springfield July 3... hit .284 in 18 games with the Cardinals and then batted .273 in 39 games with Midland for a combined .276 Double-A average... had a .435 batting average against left-handed pitching and .324 at home with Springfield... was traded to the A's organization with Clayton Mortensen and Brett Wallace for Matt Holliday July 24... was assigned to Midland... reached base safely via hit or walk in 22 consecutive games from July 27 to August 21... hit .321 with a .396 on-base percentage over that stretch... batted .433 (13-for-30) with five runs, three doubles, two home runs, six RBI and four walks in eight postseason games to lead Midland to the Texas League Championship.

2008—Batted .291 with 20 doubles and 39 RBI in 65 games in his first professional season with Batavia... walked 39 times for a .400 on-base percentage... tied for second in the New York-Penn League in doubles and was third in walks and on-base percentage... named to the NYPL Midseason All-Star team... led the Muckdogs in doubles, RBI and walks... hit .353 (6-for-17) with three RBI in four post-season games.

PERSONAL/MISCELLANEOUS


Shane Aaron Peterson was originally signed by Dan Kantrovitz... graduated from Chaparral High School in 2005... attended Long Beach State University... was named First Team All-Big West in 2007 and Second Team in 2006... named co-Big West Player of the Year and a third-team *Collegiate Baseball* All-American after batting .390 in 2008... had a .352 career average in three seasons.

LIFETIME PLAYING RECORD

Year	Club	AVG	G	AB	R	H	2B	3B	HR	RBI	SH	SF	HP	BB	SO	SB	CS	SLG	OBP	E
2008	Batavia	.291	65	230	35	67	20	2	1	39	0	2	4	39	65	3	2	.409	.400	1
2009	Palm Beach	.298	76	285	32	85	11	4	6	39	0	2	11	21	52	10	1	.428	.367	3
	Springfield	.284	18	74	10	21	4	1	1	7	0	0	1	5	10	2	0	.405	.338	3
	Midland	.273	39	154	16	42	10	0	3	17	1	2	2	13	32	4	0	.396	.333	5
2010	Midland	.265	128	460	61	122	24	4	5	59	0	8	11	57	108	11	2	.367	.354	3
2011	Midland	.260	59	227	33	59	16	1	3	27	0	1	5	30	38	11	1	.379	.357	0
	Sacramento	.293	46	167	31	49	7	3	6	32	0	1	0	23	37	2	1	.479	.377	3
2012	Midland	.274	48	157	27	43	11	3	2	23	1	0	3	44	47	9	3	.420	.441	3
	Sacramento	.389	38	131	36	51	7	1	7	23	2	0	1	23	31	4	3	.618	.484	0
Minor League Totals		.286	517	1885	281	539	110	19	34	266	4	16	38	255	420	56	13	.419	.379	21

CAREER TRANSACTIONS

2008 — Selected by the St. Louis Cardinals organization in the 2nd round of the First-Year Player Draft. **2009** — Traded to the Oakland Athletics with pitcher Clayton Mortensen and infielder Brett Wallace for outfielder Matt Holliday and cash, July 24.



OUTFIELDER

Height/Weight: 6-2 / 180

Bats/Throws: Left / Right

Birthdate: February 19, 1987

Opening Day Age: 26

Birthplace/Resides: Savannah, Georgia / Guyton, Georgia

Major League Service: 2 years, 50 days

Obtained: Acquired from the Boston Red Sox with pitcher Raul Alcantara and infielder Miles Head for pitcher Andrew Bailey and outfielder Ryan Sweeney, December 28, 2011

Contract Status: First year of a one-year contract through 2013.

CAREER HIGHLIGHTS

Led the A's in nearly every offensive category in his first season in Oakland in 2012 after spending the first five years of his professional career with the Red Sox...won a Rawlings Gold Glove Award for American League outfielders in 2012, his first...had 32 home runs and 85 RBI in 156 games with Oakland in 2012 after combining for 10 home runs and 37 RBI in 143 games in his first three seasons in the majors with Boston...ranked third among AL rookies with a .280 batting average in 87 games with the Red Sox in 2011...was rated as the No. 7 prospect in the Red Sox organization following the 2010 season by *Baseball America* after being ranked No. 3 after 2009, No. 5 following 2008 and No. 10 after 2007...named to the California League Postseason All-Star team in 2008.

2012 HIGHLIGHTS

Was acquired from Boston during the offseason and batted .242 with 32 home runs and 85 RBI in 156 games...had just 10 home runs and 37 RBI in 143 games over his first three seasons with the Red Sox...became the first Athletic to hit 30 home runs since Jack Cust in 2008 (33)...led the A's in nearly every offensive category including games, at bats (611), runs (85), hits (148), doubles (29), home runs, RBI, walks (55), intentional walks (8), sacrifice flies (4), strikeouts (151) and grounded into double plays (15)...his walks were second fewest by an A's team-leader in Oakland history (Mitchell Page, 53 in 1978)...ranked 10th in the American League in strikeouts (151) and tied for 10th in home runs...became the eighth Athletic to win a Rawlings

Gold Glove Award, the fourth outfielder...is the first A's outfielder to win the award since Dwayne Murphy in 1985...the last Athletic to win it at any position was third baseman Eric Chavez in 2006...ranked third among AL outfielders with 15 assists...that tied for third most in Oakland history and was the most since 1983 when Mike Davis had 16...fell two short of the record of 17 set by Tony Armas in 1980...tied for fifth among AL outfielders in double plays (3) and errors (6)...batted .268 with 20 home runs and 43 RBI in 83 games before the All-Star Break...was tied for eighth in the AL in home runs at the break...then hit .215 with 12 home runs and 42 RBI in 73 games after the break...now has a .280 (112-for-400) batting average with 22 home runs and 60 RBI in 117 games before the All-Star break compared to .220 (129-for-586) with 20 home runs and 62 RBI in 182 games after the break...hit .283 with the bases empty compared to .191 with runners on base...had the third lowest batting average in the AL with runners on base...it was seventh lowest by an Athletic since 1974...21 of his 32 home runs were solo shots...now has a .281 (156-for-556) career average with the bases empty compared to .198 (85-for-430) with runners on...had a .206 batting average with runners in scoring position and is a .204 (52-for-255) career hitter with RISP...was 1-for-14 (.071) with the bases loaded and is 3-for-24 (.125) in his career...hit 31 of his 32 home runs as an outfielder...since 1992, the only other outfielder to hit 30 home runs for the A's is Matt Stairs (38 in 1999)...27 came as a right fielder, which led the AL...A's right fielders combined for 20 home runs over the previous two seasons...ranked second in the majors in home runs with two outs (16) and fourth in the AL in home runs with two strikes (15)...21 of his 42 career home runs have come with two strikes...hit nine home runs in the first inning and eight in the seventh inning...batted .245 (95-for-387) against right-handed pitching, .237 (53-for-224) against left-handers...made a team-leading 131 starts in right field and was one of just two Athletics to start more than 100 games at a position (Weeks, 112 at second base)...also started 11 games at designated hitter

MOST ASSISTS, OAKLAND A'S OUTFIELDER

Tony Armas, 1980	17
Mike Davis, 1983	16
Josh Reddick, 2012	15
Rickey Henderson, 1980	15
Reggie Jackson, 1971	15

and 10 in center field...hit .205 with a home run and six RBI as the designated hitter...was 1-for-2 with an intentional walk in three pinch hitting appearances...was 3-for-22 (.136) in his career in the pinch entering the season...made a team-leading 133 starts batting third but hit just .241 from that spot.

OAKLAND: Was the A's fifth different Opening Day starter in right field in the last five years...had assists in back-to-back games April 16 and 17 at Los Angeles, giving him four assists over his first 11 games...was batting .236 with two home runs and three RBI over his first 18 games through April 24... then hit safely in 15 of his next 17 contests from April 25 to May 14...was 24-for-70 (.343) with seven home runs and 17 RBI over that stretch...that included a pair of season-best seven-game hitting streaks from April 25 to May 2 (11-for-30, .367) and May 8 to 14 (11-for-28, .393)...had career highs May 11 against Detroit with four runs, two home runs and five RBI and matched his best with four hits... is the eighth player in Oakland history with at least four runs, four hits, two home runs and five RBI in a game...went 10-for-50 (.200) over a 14-game stretch from May 15 to 30, but five of his 10 hits were home runs...homed in back-to-back games for the first time in his career May 25 and 26 against New York (AL)...hit 10 home runs in May, which tied for third in the AL...is the first Athletic to hit 10 home runs in a month since Frank Thomas had 10 in Sept., 2006...also tied for fourth in the AL in runs in May (20) and tied for fifth in walks (17)...had 14 home runs and 27 RBI over his first 47 games through May 28 and batted .276...then had just one home run and six RBI over his next 20 games from May 29 to June 20 while batting .211...matched his career-high with four strikeouts June 19 against Los Angeles (NL)...homed in back-to-back games a second time June 22 and 23 against San Francisco to start a 39-game stretch through Aug. 7 where he tallied 10 home runs and 24 RBI...had eight assists over a 31-game stretch in the outfield from June 26 to Aug. 6...had the game-ending RBI double July 8 against Seattle, his second career "walk-off" hit...the other was a single Aug. 7, 2011 against New York...it was his second double of the game, which matched his career-high...went 0-for-7 with four strikeouts July 30 against Tampa Bay...is one of 16 players in Oakland history to go hitless in a game with at least seven at bats...snapped a 0-for-21 streak with a first inning single Aug. 2 against Toronto...was caught stealing Aug. 22 against Minnesota after starting the season a perfect 10-for-10 in stolen base attempts...batted .149 (14-for-94) over a 23-game stretch from July 29 to Aug. 23...was dropped from the third spot in the batting order to sixth Aug. 25 at Tampa Bay and went 3-for-4 that day...started three of the next four games hitting sixth before returning to the three spot and went 14-for-28 (.500) with six runs, three doubles, three home runs, nine RBI, three three-hit games and two two-hit games over a six-game span from Aug. 25 to 31...capped the stretch by hitting his first career grand slam Aug. 31 against Boston off Mark Melancon...finished August with 23 RBI, which was fifth most in the AL and his most ever in a month...was named AL Player of the Week for the week ending Sept. 2, his first career weekly honor... went 12-for-31 (.387) with six runs, two doubles, three home runs and 10 RBI in seven games...matched his career high with four strikeouts Sept. 21 at New York (third this year, fourth career)...singled in the seventh inning Sept. 26 at Texas to snap a career-high 0-for-30 streak...had his second career two-homer game Sept. 27 at Texas...hit .164 in September, which was second lowest in the AL...did not hit under .250 in any of the first five months...went 2-for-12 (.167) in October and batted .164 (20-for-122) over his final 31 games...started all five games in right field in the ALDS against Detroit and went 2-for-17 (.118) with a home run and RBI...struck out 10 times to set an Athletics record for strikeouts in a post-season series...the previous mark was nine by Dib Williams in the 1931 World Series.

CAREER

2011—Appeared in 87 games over two stints with the Red Sox after combining for just 56 over his previous two Major League campaigns...batted .280 with seven home runs and 28 RBI...ranked third among American League rookie in batting, fourth in slugging (.457), fifth in on-base percentage (.327), tied for sixth in doubles (18), ninth in extra-base hits (28), tied for ninth in triples (3) and 10th in runs scored (41)...batted .234 with runners in scoring position, including .182 with RISP and two outs...hit six of his seven home runs at night...five came on the road...had a .393 batting average with two home runs and 15 RBI in 23 games before the All-Star Break compared to .244 with five home runs and 13 RBI in 64 games after the break...slugged .672 before the break, .389 after...hit .438 in 12 interleague games and added five walks for a .500 on-base percentage...started 64 games, including 48 in right field, 14 in left field and two in center field...had five outfield assists, which ranked second among AL rookies...was 2 for 11 (.182) with two RBI as a pinch hitter...recalled from Triple-A Pawtucket the first time May 26 and went 3 for 5 with three RBI that day at Detroit...was 5 for 13 (.385) with four RBI and four runs scored in five games before he was optioned back to Pawtucket June 4...returned June 18 and spent the remainder of the season with Boston...hit .364 with four home runs and 16 RBI in his

first 28 games during his second stint...then went 34-for-153 (.222) with three home runs and eight RBI over his final 54 games...finished July with a .280 batting average in 25 games but then hit .208 in 28 games in August...collected his first career game-ending RBI with a single off Phil Hughes in the 10th inning Aug. 7, lifting the Red Sox to a 3-2 win over the Yankees at Fenway Park...at 24 years and 169 days old, he was the youngest Red Sox player to collect a walk-off RBI in a game against the Yankees since Mario Guerrero did it Aug. 1, 1973 at 23 years and 307 days...tallied a career-high nine-game hitting streak from Sept. 3-13 (14-for-33, .424)...reached base safely in all five plate appearances Sept. 3 against Texas, going 4-for-4 with a hit by pitch, double and three runs scored...the four hits were a career-high...compiled a .271 batting average in 20 games in September...spent the balance of the season at Pawtucket where he batted .230 with 14 home runs and 36 RBI in 52 games...ranked third in the International League in home runs at the time of his last promotion June 18...was also leading the PawSox in runs (37), extra-base hits (24), RBI (36), total bases (97), slugging (.508) and OPS (.841)...hit 10 of his 14 home runs on the road...appeared in 35 games in center field, 15 in right field and one in left field...saw his most action with 41 games hitting third...reached base safely via hit or walk in 19 of his first 20 games, batting .296 with a .376 on-base percentage...also had eight home runs and 16 RBI over that span...homered in four consecutive games April 24-28...capped that streak with his first of two two-homer games April 28 at Lehigh Valley...then went 20 for 110 (.182) with six home runs and 20 RBI over his final 32 games...had two home runs and a season-high four RBI in his final game with the PawSox, June 17 against Lehigh Valley.

2010—Spent most of the year with Triple-A Pawtucket but also appeared in 29 games with the Red Sox...had four stints with Boston: April 20-24, June 5-11, June 22-24 and Sept. 6 through the remainder of the season...played in the outfield on 25 occasions (15 starts)...made starts at all three outfield positions, including six in right field, five in center field and four in left field...drilled his first career triple June 5 at Baltimore...notched his first career steal June 7 at Cleveland...picked up his first career outfield assist June 23 at Colorado...hit .216 with a home run and three RBI in 18 games after his final call-up...finished fourth in the Red Sox minor league system with a team-high 18 home runs in 114 games with Pawtucket...also led the PawSox in at-bats (451), runs (59), hits (120), extra-base hits (50), RBI (65), total bases (210) and slugging (.466)...from the start of August through the end of the season, led Red Sox farmhands with 10 home runs, 91 total bases and 21 extra-base hits...named Red Sox Minor League Offensive Player of the Month for August/September...twice named International League Player of the Week: Aug. 2-8 (six games, .464, 13-for-28, five doubles, three home runs, 10 RBI) and Aug. 23-29 (seven games, .500, 17-for-34, four doubles, five home runs, 12 RBI)...led the IL with seven homers, 12 extra-base hits and 52 total bases over his last 15 games with Pawtucket from Aug. 23-Sept. 6, hitting .388 (26-for-67) with 15 RBI in that stretch...following the season, appeared in 23 games with the Gigantes del Cibao of the Dominican Winter League...hit .182 with a home run and six RBI.

2009—Saw his first Major League action, playing in 27 games over three stints with Boston...started at all three outfield positions with 12 games in left (six starts), 10 games in right (three starts) and two games in center (one start)...five of his first six ML hits and six of 10 hits overall went for extra bases (four doubles, two home runs)...selected from Double-A Portland July 31 and made his Big League debut that night at Baltimore as a pinch-hitter (0-for-1)...collected two doubles and a walk in his first start Aug. 1 at Baltimore, becoming the first Sox player with at least two doubles in his first start since Rey Quinones, May 17, 1986 vs. Texas...belted his first home run off Baltimore's Brian Bass Aug. 2 at Camden Yards...became the first Red Sox outfielder to go deep within his first three games since Billy Conigliaro, April 16, 1969 vs. Baltimore...hit .313 with three doubles, one home run and two RBI in his first four tilts (three starts) before being optioned to Triple-A Pawtucket Aug. 5...recalled the following day when Rocco Baldelli was placed on the DL...optioned to Pawtucket again Aug. 15...recalled for his third stint with Boston Sept. 2 and closed out the season with the club...combined to hit .245 with 13 home runs and 35 RBI in 81 games between Portland and Pawtucket...after the season, was named by *Baseball America* as the No. 3 prospect in the Boston system...also listed as having the best outfield arm in the organization according to the publication's Best Tools survey.

2008—Led all Red Sox minor leaguers with 91 RBI between Single-A Greenville and Lancaster and Double-A Portland...ranked fourth among Sox farmhands with 23 homers and sixth with a .311 batting average...after the season, was rated as the No. 5 prospect and the No. 2 position player in the Red Sox system according to *Baseball America*...also dubbed as having the chain's best outfield arm...played the majority of the year (76 games) with Lancaster and was named to the California League's Postseason

All-Star team...was also ranked as the eighth-best prospect in the Cal League by *Baseball America*... began the campaign at Greenville and batted .340 in 14 games...was promoted to Lancaster April 23... hit .442 with four homers during a season-high, 10-game hitting streak from May 24 to June 3...named the Sox Minor League Base Runner of the Month for June after collecting 11 extra-base hits and going 2-for-2 in steal attempts...also tied for first in the California League during the month in RBI (28)... was promoted to Portland July 21...went 1-for-11 in three playoff games with the Sea Dogs...played 23 games for Scottsdale in the Arizona Fall League, batting .189 with five home runs and 15 RBI...went 2-for-4 with a double, homer, two RBI and two runs in the AFL's Rising Stars Showcase.

2007—Made his professional debut with Single-A Greenville...finished seventh in the Red Sox farm system with a .305 batting average...after the season, was named No. 10 prospect in Boston's system by *Baseball America*...tied for first on Greenville with six triples and ranked second with 18 homers and 72 RBI...notched a season-high, 14-game hitting streak from May 29 to June 12 (20-for-56, .357)...batted .351 in June...also named Red Sox Minor League Base Runner of the Month, going 3-for-3 in steal attempts with 10 extra-base hits...tied a franchise mark with six RBI July 23 vs. Savannah and added two homers...was named Red Sox Minor League Defensive Player of the Month for July...promoted to Double-A Portland Sept. 4...went 0-for-5 in three postseason games for the Sea Dogs.

PERSONAL/MISCELLANEOUS

William Joshua Reddick was originally signed by Boston scout Rob English...hit .461 as a freshman for Middle Georgia College in 2006 and was named the Region XVII Junior College Player of the Year... participated in the 2009 and 2010 Red Sox Rookie Program, attending the New Stars for Young Stars event to benefit the Jimmy Fund...played in the Children's Hospital of Southwest Florida Celebrity Golf Classic in Fort Myers during 2010 Spring Training.

LIFETIME PLAYING RECORD

Year	Club	AVG	G	AB	R	H	2B	3B	HR	RBI	SH	SF	HP	BB	SO	SB	CS	SLG	OBP	E
2007	Greenville	.306	94	369	60	113	17	6	18	72	0	5	3	26	51	8	5	.531	.352	7
	Portland	.000	1	1	0	0	0	0	0	0	0	0	0	0	0	0	0	.000	.000	0
2008	Greenville	.340	14	53	7	18	4	2	0	9	0	0	0	5	8	2	1	.491	.397	1
	Lancaster	.343	76	312	60	107	11	8	17	57	0	2	0	17	49	9	1	.593	.375	4
2009	Portland	.214	34	117	22	25	4	2	6	25	1	1	1	12	25	3	1	.436	.290	3
	BOSTON	.277	63	256	47	71	17	3	13	29	0	1	0	30	62	5	5	.520	.352	3
2010	Pawtucket	.169	27	59	5	10	4	0	2	4	0	0	1	2	17	0	0	.339	.210	1
	Pawtucket	.127	18	71	1	9	0	2	0	6	0	2	0	6	13	0	1	.183	.190	0
2011	Pawtucket	.266	114	451	59	120	28	4	18	65	0	5	0	25	73	4	7	.466	.301	8
	BOSTON	.194	29	62	5	12	3	1	1	5	0	0	0	1	15	1	0	.323	.206	0
2012	Pawtucket	.230	52	191	37	44	9	1	14	36	0	7	0	33	39	4	1	.508	.333	1
	BOSTON	.280	87	254	41	71	18	3	7	28	0	4	1	19	50	1	2	.457	.327	5
2012 OAKLAND		.242	156	611	85	148	29	5	32	85	1	4	2	55	151	11	1	.463	.305	6
ML Totals		.244	299	986	136	241	54	9	42	122	1	8	4	77	233	13	3	.445	.300	12

CAREER TRANSACTIONS

2006 — Selected by the Boston Red Sox organization in the 17th round of the First-Year Player Draft. **2011** — Traded to the Oakland Athletics with pitcher Raul Alcantara and infielder Miles Head for pitcher Andrew Bailey and outfielder Ryan Sweeney, December 28.

DIVISION SERIES RECORD

Year	Club/Opp	AVG	G	AB	R	H	2B	3B	HR	RBI	SH	SF	HP	BB	SO	SB	CS	SLG	OBP	E
2012	OAK vs. DET	.118	5	17	2	2	0	0	1	1	0	0	0	1	10	0	0	.294	.167	0

ATHLETICS BIGGEST COMEBACK

On July 20, 2009, the A's set an Oakland record by overcoming an eight-run deficit to win. Trailing Minnesota 12-2 entering the bottom of the third inning, the A's scored three times in the third, twice in the fourth and seven times in the seventh to win 14-13. The all-time Athletics record is also the Major League record, set by the Philadelphia A's on June 15, 1925 against Cleveland. The A's trailed by 12 runs in that game and scored 13 times in the bottom of the eighth to win 17-15.

VS. THE AMERICAN LEAGUE

2012		CAREER											
AVG.	AB	H	HR	RBI	vs. TEAM	AVG.	AB	H	HR	RBI			
.343	35	12	2	7	Baltimore	.347	95	33	7	18			
.273	33	9	3	10	Boston	.273	33	9	3	10			
.103	29	3	0	3	Chicago	.109	46	5	0	4			
.341	41	14	3	7	Cleveland	.317	63	20	4	8			
.357	28	10	2	5	Detroit	.366	41	15	2	8			
.192	26	5	0	2	Kansas City	.186	59	11	0	4			
.235	68	16	2	5	Los Angeles	.232	69	16	2	5			
.229	35	8	1	4	Minnesota	.190	42	8	1	4			
.163	43	7	2	2	New York	.143	77	11	2	3			
—	0	0	0	0	Oakland	.200	10	2	0	1			
.216	74	16	3	5	Seattle	.210	105	22	4	10			
.147	34	5	1	2	Tampa Bay	.214	84	18	2	4			
.262	65	17	5	10	Texas	.264	91	24	5	12			
.278	36	10	4	12	Toronto	.242	66	16	5	14			

VS. THE NATIONAL LEAGUE

2012		CAREER											
AVG.	AB	H	HR	RBI	vs. TEAM	AVG.	AB	H	HR	RBI			
.385	13	5	0	1	Arizona	.385	13	5	0	1			
.333	9	3	1	1	Colorado	.235	17	4	1	1			
—	0	0	0	0	Houston	.333	9	3	0	1			
.000	8	0	0	0	Los Angeles	.000	8	0	0	0			
—	0	0	0	0	Milwaukee	.333	3	1	0	0			
—	0	0	0	0	Philadelphia	.500	8	4	0	0			
—	0	0	0	0	Pittsburgh	.429	7	3	1	2			
.083	12	1	0	2	San Diego	.222	18	4	0	5			
.318	22	7	3	7	San Francisco	.318	22	7	3	7			

MONTHLY BREAKDOWN

2012		CAREER											
AVG.	AB	H	HR	RBI	by MONTH	AVG.	AB	H	HR	RBI			
.286	7	2	1	1	March	.286	7	2	1	1			
.276	87	24	3	8	April	.269	93	25	3	10			
.255	98	25	10	18	May	.280	107	30	10	22			
.250	96	24	4	12	June	.268	142	38	5	17			
.269	93	25	4	11	July	.273	176	48	7	23			
.259	108	28	6	23	August	.231	216	50	9	30			
.164	110	18	4	10	September	.205	224	46	7	17			
.167	12	2	0	2	October	.095	21	2	0	2			

BATTING BREAKDOWN

2012		CAREER											
AVG.	AB	H	HR	RBI	by CATEGORY	AVG.	AB	H	HR	RBI			
.247	304	75	18	53	Home	.249	478	119	21	71			
.238	307	73	14	32	Road	.240	508	122	21	51			
.226	221	50	13	37	Day	.236	322	76	15	47			
.251	390	98	19	48	Night	.248	664	165	27	75			
.268	314	84	20	43	Pre-ASG	.280	400	112	22	60			
.215	297	64	12	42	Post-ASG	.220	586	129	20	62			
.237	224	53	12	34	vs. LHP	.245	274	67	13	38			
.245	387	95	20	51	vs. RHP	.244	712	174	29	84			
.206	160	33	7	52	RISP	.204	255	52	8	77			
.071	14	1	1	6	Bases Loaded	.125	24	3	1	12			
.500	2	1	0	0	Pinch Hitter	.167	24	4	0	2			
.205	44	9	1	6	Designated Hitter	.196	46	9	1	6			

BALLPARK BREAKDOWN

	AVG.	AB	H	HR	RBI
AT&T Park	.091	11	1	1	2
Angel Stadium	.256	39	10	1	2
Ballpark in Arlington	.234	47	11	4	5
Camden Yards	.385	52	20	4	8
Chase Field	.385	13	5	0	1
Citizens Bank Park	.571	7	4	0	0
Comerica Park	.316	19	6	0	3
Coors Field	.235	17	4	1	1
Fenway Park	.258	186	48	4	21
Kauffman Stadium	.189	37	7	0	2
Minute Maid Park	.333	9	3	0	1
O.co Coliseum	.247	300	74	17	52
PNC Park	.429	7	3	1	2
Progressive Field	.385	26	10	2	5
Rogers Centre	.320	25	8	2	5
Safeco Field	.113	53	6	1	4
Target Field	.188	32	6	1	1
Tokyo Dome	.286	7	2	1	1
Tropicana Field	.244	45	11	2	4
U.S. Cellular Field	.074	27	2	0	2
Yankee Stadium	.000	27	0	0	0

FIELDING STATISTICS

Outfield								
YEAR	PCT.	G	PO	A	E	TC	DP	
2009	.968	23	30	0	1	31	0	
2010	1.000	25	37	1	0	38	0	
2011	.968	80	145	5	5	155	1	
2012	.982	144	310	15	6	331	3	
Totals	.978	272	522	21	12	555	4	

REDDICK'S CAREER BESTS

Hits: 4 (twice), last: May 11, 2012 vs. Detroit
Home Runs: 2 (twice), September 27, 2012 at Texas; May 11, 2012 vs. Detroit
Runs Batted In: 5, May 11, 2012 vs. Detroit
Stolen Bases: 1 (13 times), last: September 12, 2012 at Los Angeles (AL)
Hitting Streak: 9, September 3 to 13, 2011
Hitless Streak (At Bats): 30, September 19 to 26, 2012
Grand Slams: 1, August 31, 2012 vs. Boston (Mark Melancon)
Pinch-Hit Home Runs: None.
Inside-The-Park Home Runs: None.
Game Ending Home Runs: None.
Lead Off Home Runs: None.

**RIGHT-HANDED PITCHER****Height/Weight:** 6-3 / 225**Bats/Throws:** Right / Right**Birthdate:** November 4, 1982**Opening Day Age:** 30**Birthplace/Resides:** Naples, Florida / Naples, Florida**Major League Service:** 4 years, 38 days**Obtained:** Acquired from the Pittsburgh Pirates for minor league pitcher Zach Thornton, November 30, 2012**Contract Status:** First year of a one-year contract through 2013.**CAREER HIGHLIGHTS**

Has spent each of the last two seasons with Pittsburgh, compiling a 4.14 ERA in 137 appearances... made his Major League debut with Florida in 2005, pitching in 80 games for the Marlins (2005-06), Angels (2007), Braves (2008, 10) and Pirates (2010) over his first five seasons...also compiled a 6.02 ERA in 20 appearances in parts of two seasons (2008 and 2009) with the Hanshin Tigers of the Japanese Central League...was named to the Southern League Midseason and Postseason All-Star teams in 2005...was originally drafted by Florida as an outfielder before converting to pitcher in July of 2003, his third professional season.

2012 HIGHLIGHTS

Spent the entire season with Pittsburgh, posting a 1-4 record, one save and a 3.91 ERA in 61 relief appearances...had career-highs in innings pitched (73.2), hits (81) and runs (35) and matched his high in saves and losses...tied for seventh among National League relievers in innings...allowed a .276 opponents batting average, including .237 (27-for-114) against left-handed hitters compared to .302 (54-for-179) against right-handers...surrendered four of his six home runs to lefties...held the opposition to a .226 average with runners in scoring position, including .146 with RISP and two outs...has a .226 (67-for-297) career opponents batting average with RISP...allowed 10 of 27 (37.0%) inherited runners to score...first batters faced were 21-for-55 (.382) with four walks (.417 on-base percentage)...also allowed a .618 slugging percentage to first batters, which was second highest in the NL (Roenicke, COL .638)...had the third highest batting average and fourth highest on-base percentage...had a 3.35 ERA in 32 appearances before the All-Star Break...then posted a 4.70 ERA in 29 games after the break...logged a 2.70 ERA and .205 opponents batting average in 16 appearances during the day compared to a 4.36 ERA and .300 opponents average in 45 night games...compiled a 6.30 ERA in six interleague appearances...went 0-for-3 with a walk and a sacrifice bunt in five plate appearances.

PITTSBURGH: Did not allow an earned run in six of his first seven appearances (1.29 ERA)...lost each of his first three decisions from April 14 to June 24, matching the longest losing streak of his career...was scored upon in eight of his 18 appearances from April 25 to June 12 for a 5.01 ERA...matched his career-high with three walks May 4 against Cincinnati...had a career-high four strikeouts in 2.0 innings June 5 at Cincinnati...recorded his second career save June 7 at Cincinnati when he tossed a scoreless 10th inning in the Pirates 5-4, 10-inning win...matched his career-high with 3.0 innings pitched June 14 at Baltimore...walked as a batter June 19 against Minnesota...had a 10.0-inning scoreless streak from June 24 to July 23...was credited with his lone of the win season July 28 at Houston when he tossed a scoreless seventh inning in a 4-3 Pirates victory...allowed four runs twice over an eight-game span, July 30 at Chicago (NL) and Aug. 15 against Los Angeles (NL)...tossed a career-high tying 3.0 scoreless innings Aug. 19 at St. Louis to start a five-game, 9.0-inning scoreless streak...was tagged with his only blown save of the season Sept. 20 against Milwaukee when he allowed one run in 0.2 innings for the loss.

CAREER

2011—Spent his first full season in the Majors with Pittsburgh and established career-high with 76 games pitched...ranked ninth among National League relief pitchers in innings pitched (69.2) and tied for eighth in strikeouts (79)...had a 2.57 ERA in 38 games on the road, compared to a 6.23 ERA in 38 games at PNC Park...tossed a career-high 3.0 scoreless innings in a 14-inning Bucco win April 8 against Colorado...retired the one batter he faced April 18 at Cincinnati and picked up the win – his first since

Sept. 9, 2006...was scored upon just once in his 12 games in April for a 1.26 ERA...pitched 9.0 innings of no-hit ball over nine outings from April 8-29...was scored upon five times in his first seven appearances in May, giving up nine runs in 7.0 innings and raising his ERA from 1.26 to 4.64...suffered his first blown save and first loss May 6 against Houston...gave up just one hit and no runs in eight games from May 20 to June 8 (7.1 ip)...was scored upon in back-to-back games June 9 and 12 before making 11 straight scoreless outings from June 14 to July 1 (8.1 ip)...gave up one run in 1.0 inning while picking up his first Major League save in Pittsburgh's 7-5 win at Houston July 17...posted a 3.00 ERA in 14 games during the month of July, but logged a 10.32 ERA in 13 games in August...tossed 2.0 scoreless frames and won his fifth decision Sept. 3 at Chicago...closed out the season by being scored upon just once in his last nine appearances (8.2 ip, 1 er)...went 1-for-6 (16.7%) in save opportunities and allowed 18 of his 56 (32.1%) inherited runners to score.

2010—Attended spring training as a non-roster invitee with Atlanta and was assigned to Triple-A Gwinnett to begin the season...was charged with two earned runs or fewer in all but two of his 15 starts...allowed one run in 3.2 innings in first start and suffered the loss April 9 vs. Charlotte...whiffed a season-high 10 batters while tossing 6.0 scoreless innings in a no-decision April 14 vs. Durham...lowered his ERA to 0.61 after working 5.0 scoreless innings in his next start April 19 at Norfolk...earned his first win of the season April 24 at Durham...finished the month of April ranked third among International League pitchers with a 1.40 ERA...also paced the league with 32 strikeouts...went 4-0 with a 2.57 ERA over a five-start stretch from April 24 to May 15...took home International League Pitcher-of-the-Week honors for the week of May 10-17...tossed a one-hit shutout and faced the minimum 27 batters June 10 at Norfolk...had his contract selected by Atlanta June 15...allowed five runs on five hits in 2.0 innings of relief that night vs. Tampa Bay...was placed on the disabled list the next day with a left oblique strain...made a pair of rehab starts with Double-A Mississippi July 17 and 22 and Triple-A Gwinnett July 27 and Aug. 1...was claimed off waivers by Pittsburgh Aug. 4...pitched a scoreless frame in his debut with the Pirates Aug. 5 against Colorado and was scored upon just once in his first nine appearances thru Aug. 20...made eight straight scoreless appearances (7.2 ip) through Sept. 13...posted a 3.86 ERA in 23 combined games with Atlanta and Pittsburgh and whiffed 26 batters in 21.0 innings...held opposing hitters to a .156 average while pitching with the Pirates.

2009—Made 12 relief appearances with the Hanshin Tigers of the Japanese Central League...was released from his contract Oct. 19.

2008—Was a member of Atlanta's Opening Day roster...allowed one run in 1.0 inning of work on Opening Day, March 31, against Pittsburgh...did not allow a run in six of his first nine appearances...faced three batters before moving to left field for one hitter and then returned to the mound to finish the inning April 3 against Pittsburgh...according to the Elias Sports Bureau he was the first pitcher to pitch, leave the position and return to pitching in the same game since July 15, 1993 when Jeff Nelson did so for Seattle at Boston...the last time it was done in the same inning was June 13, 1990 in game one of a doubleheader when Les Lancaster of the Chicago Cubs did so against the New York Mets...made five straight scoreless appearances (6.1 ip) from April 27 to May 21...was designated for assignment May 26 and outrighted to Triple-A Richmond June 5...made nine appearances, including two starts, with Richmond before being released July 24...had his contract purchased by the Hanshin Tigers of the Japanese Central League, where he made eight relief appearances.

2007—Spent his only season in the Angels organization after being acquired from Florida Nov. 20, 2006 in exchange for pitcher Kevin Gregg...began the season with Triple-A Salt Lake before being recalled July 3...was scored upon two times in his four outings...was placed on the disabled list July 13 retroactive to July 9 with right triceps tendinitis and missed the remainder of the season.

2006—Had four stints with the Marlins in final season in the Florida organization...was a member of Florida's Opening Day roster...picked up his lone win Sept. 9 against Philadelphia.

2005—Finished second in the Southern League and second among Marlins farmhands with 24 saves...was ranked by *Baseball America* as the Southern League's "Best Reliever"...was named to the Southern League Midseason and Postseason All-Star teams...was promoted from Carolina to the big leagues June 28 and made Major League debut that night against Atlanta...allowed four runs on four hits in 0.2 innings...earned his first career win Sept. 10 at Philadelphia after working a scoreless sixth inning.

2004—Spent the entire season with Single-A Greensboro...went 3-0 with nine saves and a 0.39 ERA in 22 games over the final three months of the season...allowed just one earned run (27.0 ip) in his final 26 games.

2003—Began the season as an outfielder before being converted to a pitcher while playing with Greensboro...appeared in 26 games as a position player between the beginning of the season and June 20...batted .191 with one home run and eight RBI...hit his lone professional home run in the second game of a doubleheader June 8 at Kannapolis...pitched professionally for the first time July 23 against Lakewood, allowing one earned run in 1.0 inning of work.

2002—Spent the entire season with the GCL Marlins...hit .264 with 11 RBI in 28 games...recorded the only stolen base of professional career Aug. 10 at the GCL Dodgers...made 14 appearances in right field, five in left field and eight as the designated hitter.

2001—Began his professional career with the Gulf Coast League Marlins after being selected by Florida in the fourth round of the First-Year Player Draft...hit .116 with five RBI in 26 games...made 23 appearances in right field, one in center field and three as the designated hitter...was promoted to Utica Aug. 27 and went 1-for-3 in two games, both in center field.

PERSONAL/MISCELLANEOUS

Christopher Paul Resop...wife's name is Kara...has two children, Colton and Kenna...is a 2001 graduate of Barron Collier (Naples, FL) High School, where he lettered in baseball and football...was honored as a Class 4A All-State outfielder during his senior season...also played quarterback on the football team...had his high school uniform #4 retired Feb. 13, 2012.

LIFETIME PITCHING RECORD

Year	Club	W	L	ERA	G	GS	CG	SHO	SV	IP	H	R	ER	HR	HB	BB	IBB	SO	WP	BK
2003	Greensboro	0	1	4.97	11	0	0	0	0	12.2	11	7	7	1	0	5	0	15	1	1
2004	Greensboro	3	1	1.94	41	0	0	0	13	41.2	26	11	9	1	2	7	0	68	2	1
2005	Carolina	3	2	2.57	43	0	0	0	24	49.0	47	15	14	2	0	16	1	56	4	0
	FLORIDA	2	0	8.47	15	0	0	0	0	17.0	22	16	16	1	1	9	0	15	3	0
2006	Albuquerque	4	0	3.81	40	0	0	0	2	49.2	49	21	21	4	1	15	2	43	1	1
	FLORIDA	1	2	3.38	22	0	0	0	0	21.1	26	9	8	1	1	16	5	10	0	0
2007	Salt Lake	1	3	4.57	27	0	0	0	0	45.1	50	26	23	4	0	16	0	39	1	0
	LOS ANGELES (AL)	0	0	4.15	4	0	0	0	0	4.1	4	2	2	1	0	1	0	2	0	0
2008	ATLANTA	0	1	5.89	16	0	0	0	0	18.1	16	12	12	2	2	10	2	13	0	0
	Richmond	2	0	1.50	9	2	0	0	0	18.0	14	4	3	0	0	12	0	22	0	0
	Hanshin	0	2	6.75	8	4	0	0	0	21.1	29	18	16	2	0	7	-	6	1	1
2009	Hanshin	1	1	5.21	12	0	0	0	0	19.0	20	11	11	3	1	6	0	21	1	1
2010	Gwinnett	6	3	2.09	15	15	1	1	0	82.0	53	20	19	4	2	32	1	91	4	0
	ATLANTA	0	0	22.50	1	0	0	0	0	2.0	5	5	5	0	0	3	0	2	0	0
	Mississippi	0	0	4.15	2	2	0	0	0	4.1	5	2	2	0	0	1	0	2	0	0
	PITTSBURGH	0	0	1.89	22	0	0	0	0	19.0	10	4	4	1	0	10	0	24	0	1
2011	PITTSBURGH	5	4	4.39	76	0	0	0	1	69.2	73	34	34	8	3	30	9	79	4	1
2012	PITTSBURGH	1	4	3.91	61	0	0	0	1	73.2	81	35	32	6	2	24	6	46	2	0
AL Totals		0	0	4.15	4	0	0	0	0	4.1	4	2	2	1	0	1	0	2	0	0
NL Totals		9	11	4.52	213	0	0	0	2	221.0	233	115	111	19	9	102	22	189	9	2
ML Totals		9	11	4.51	217	0	0	0	2	225.1	237	117	113	20	9	103	22	191	9	2

LIFETIME PLAYING RECORD

Year	Club	AVG	G	AB	R	H	2B	3B	HR	RBI	SH	HP	BB	SO	SB	CS	SLG	OBP	E	
2001	GCL Marlins	.116	26	86	5	10	2	0	0	5	1	1	1	7	34	0	3	.140	.189	0
	Utica	.333	2	3	0	1	0	0	0	0	0	0	0	2	0	0	.333	.333	0	
2002	GCL Marlins	.264	28	91	7	24	5	2	0	11	1	0	3	5	21	1	2	.363	.323	0
2003	Greensboro	.191	37	89	6	17	4	1	1	8	0	1	1	29	0	0	.292	.209	3	
2010	Mississippi	1.000	2	2	0	2	0	0	0	0	0	0	0	0	0	0	1.000	1.000	0	
	Gwinnett	.250	3	4	0	1	1	0	0	0	0	0	1	0	0	0	.500	.400	1	
2012	PITTSBURGH	.000	58	3	0	0	0	0	0	0	1	0	0	1	2	0	0	.000	.250	3
ML Totals		.000	217	3	0	0	0	0	0	0	1	0	0	1	2	0	0	.000	.250	3

CAREER TRANSACTIONS

2001 — Selected by the Florida Marlins in the fourth round of the First-Year Player Draft. **2006** — Traded to the Los Angeles Angels for Kevin Gregg, November 20. **2007** — On the disabled list, July 9 to end of season. Claimed off waivers by the Atlanta Braves, October 25. **2008** — Released, July 24; signed by Hanshin of the Japanese Leagues. **2010** — Signed by the Atlanta Braves to a minor league contract, January 20. On the disabled list, June 16 to August 3; included rehabilitation assignment to Mississippi, July 17 to 26, and Gwinnett, July 27 to August 3. Claimed off waivers by Pittsburgh, August 4. **2012** — Traded to the Oakland Athletics for minor league pitcher Zach Thornton, November 30.

VS. THE AMERICAN LEAGUE

2012		CAREER												
ERA	W	L	S	G	IP	ER	vs. TEAM	ERA	W	L	S	G	IP	ER
9.00	0	0	0	2	4.0	4	Baltimore	6.00	1	0	0	4	6.0	4
—	0	0	0	0	0.0	0	Boston	3.38	0	0	0	3	2.2	1
—	0	0	0	0	0.0	0	Chicago	—	0	0	0	0	0.0	0
—	0	0	0	0	0.0	0	Cleveland	0.00	0	0	0	2	1.2	0
9.00	0	1	0	2	3.0	3	Detroit	5.79	0	1	0	4	4.2	3
0.00	0	0	0	1	1.0	0	Kansas City	0.00	0	0	0	1	1.0	0
—	0	0	0	0	0.0	0	Los Angeles	—	0	0	0	0	0.0	0
0.00	0	0	0	1	2.0	0	Minnesota	0.00	0	0	0	1	2.0	0
—	0	0	0	0	0.0	0	New York	3.86	0	0	0	3	2.1	1
—	0	0	0	0	0.0	0	Oakland	0.00	0	0	0	1	2.1	0
—	0	0	0	0	0.0	0	Seattle	—	0	0	0	0	0.0	0
—	0	0	0	0	0.0	0	Tampa Bay	15.00	0	0	0	2	3.0	5
—	0	0	0	0	0.0	0	Texas	3.00	0	0	0	2	3.0	1
—	0	0	0	0	0.0	0	Toronto	0.00	0	0	0	2	1.1	0

VS. THE NATIONAL LEAGUE

2012		CAREER												
ERA	W	L	S	G	IP	ER	vs. TEAM	ERA	W	L	S	G	IP	ER
2.25	0	0	0	4	4.0	1	Arizona	5.06	1	1	0	10	10.2	6
2.70	0	0	0	3	3.1	1	Atlanta	5.19	1	0	0	9	8.2	5
12.00	0	0	0	6	6.0	8	Chicago	5.17	1	1	0	15	15.2	9
2.57	0	0	1	5	7.0	2	Cincinnati	2.51	1	0	1	15	14.1	4
6.75	0	1	0	2	1.1	1	Colorado	6.75	0	1	0	9	10.2	8
4.50	1	0	0	5	4.0	2	Houston	8.76	1	1	1	18	12.1	12
8.31	0	0	0	4	4.1	4	Los Angeles	8.00	0	0	0	8	9.0	8
0.00	0	0	0	2	3.2	0	Miami	1.46	0	0	0	10	12.1	2
1.17	0	1	0	6	7.2	1	Milwaukee	3.27	0	2	0	19	22.0	8
6.75	0	0	0	4	4.0	3	New York	6.59	0	2	0	16	13.2	10
0.00	0	0	0	1	1.0	0	Philadelphia	5.21	2	0	0	18	19.0	11
—	0	0	0	0	0.0	0	Pittsburgh	6.00	0	1	0	4	3.0	2
0.00	0	0	0	3	5.0	0	San Diego	5.40	0	0	0	9	10.0	6
0.00	0	1	0	2	2.1	0	San Francisco	0.00	0	1	0	5	5.2	0
1.00	0	0	0	7	9.0	1	St. Louis	2.60	1	0	0	16	17.1	5
9.00	0	0	0	1	1.0	1	Washington	1.64	0	0	0	11	11.0	2

MONTHLY BREAKDOWN

2012		CAREER												
ERA	W	L	S	G	IP	ER	by MONTH	ERA	W	L	S	G	IP	ER
—	0	0	0	0	0.0	0	March	9.00	0	0	0	1	1.0	1
2.79	0	2	0	10	9.2	3	April	3.82	1	3	0	34	35.1	15
5.40	0	0	0	10	13.1	8	May	5.63	0	1	0	26	32.0	20
2.93	0	1	1	9	15.1	5	June	4.68	2	2	1	30	32.2	17
3.86	1	0	0	10	11.2	5	July	3.68	1	0	1	40	44.0	18
3.07	0	0	0	12	14.2	5	August	4.97	1	2	0	39	38.0	21
6.75	0	1	0	9	8.0	6	September	4.81	3	3	0	44	39.1	21
0.00	0	0	0	1	1.0	0	October	0.00	1	0	0	3	3.0	0

PITCHING BREAKDOWN

2012		CAREER												
ERA	W	L	S	G	IP	ER	by CATEGORY	ERA	W	L	S	G	IP	ER
4.19	0	3	0	30	34.1	16	Home	5.04	5	8	0	106	110.2	62
3.66	1	1	1	31	39.1	16	Road	4.00	4	3	2	111	114.2	51
2.70	0	3	0	16	20.0	6	Day	3.98	2	4	1	62	61.0	27
4.36	1	1	1	45	53.2	26	Night	4.71	7	7	1	155	164.1	86
3.35	0	3	1	32	43.0	16	Pre-ASG	4.19	3	6	1	108	122.1	57
4.70	1	1	0	29	30.2	16	Post-ASG	4.89	6	5	1	109	103.0	56
—	0	0	0	0	0.0	0	Starter	—	0	0	0	0	0.0	0
3.91	1	4	1	61	73.2	32	Reliever	4.51	9	11	2	217	225.1	113

BALLPARK BREAKDOWN

	ERA	W	L	S	G	IP	ER
AT&T Park	0.00	0	1	0	2	1.0	0
Busch Stadium	2.61	0	0	0	9	10.1	3
Camden Yards	9.00	0	0	0	2	4.0	4
Chase Field	2.70	0	0	0	3	3.1	1
Citi Field	6.35	0	0	0	6	5.2	4
Citizens Bank Park	6.00	1	0	0	12	12.0	8
Comerica Park	18.00	0	0	0	1	1.0	2
Coors Field	11.25	0	0	0	3	4.0	5
Dodger Stadium	2.08	0	0	0	4	4.1	1
Great American	0.00	1	0	1	7	7.0	0
Marlins Park	0.00	0	0	0	1	2.1	0
Miller Park	2.77	0	1	0	12	13.0	4
Minute Maid Park	5.19	1	0	1	11	8.2	5
Nationals Park	3.86	0	0	0	3	2.1	1
Original Yankee Stadium	3.86	0	0	0	3	2.1	1
PETCO Park	3.00	0	0	0	5	6.0	2
PNC Park	4.79	3	6	0	77	77.0	41
Progressive Field	0.00	0	0	0	2	1.2	0
Rangers Ballpark	3.00	0	0	0	2	3.0	1
RFK Stadium	0.00	0	0	0	1	2.0	0
Rogers Centre	0.00	0	0	0	2	1.1	0
Shea Stadium	10.80	0	1	0	4	3.1	4
Sun Life Stadium	3.28	2	1	0	22	24.2	9
Turner Field	6.27	0	1	0	16	18.2	13
Wrigley Field	5.68	1	0	0	7	6.1	4

FIELDING STATISTICS

Pitcher							
Year	Pct.	G	PO	A	E	TC	DP
2005	1.000	15	1	1	0	2	0
2006	1.000	22	1	0	0	1	0
2007	—	4	0	0	0	0	0
2008	1.000	16	0	3	0	3	0
2010	1.000	23	2	2	0	4	0
2011	.833	76	1	4	1	6	0
2012	.850	61	7	10	3	20	1
Totals	.889	217	12	20	4	36	1

RESOP'S CAREER BESTS

Low Hit Complete Game: None
Innings Pitched: 3.0 (three times), last: August 19, 2012 at St. Louis
Strikeouts: 4 (three times), last: June 5, 2012 at Cincinnati
Longest Winning Streak: 3, September 10, 2005 to September 9, 2006
Longest Losing Streak: 3 (twice), last: April 14 to June 24, 2012
Longest Scoreless Streak: 11.2, April 8 to 29, 2011

RIGHT-HANDED PITCHER

Height/Weight: 6-3 / 237 **Bats/Throws:** Right / Right

Birthdate: June 18, 1984 **Opening Day Age:** 28

Birthplace/Resides: El Paso, Texas / El Paso, Texas

Major League Service: 1 years, 142 days

Obtained: Acquired from the Houston Astros with Jed Lowrie for Chris Carter, Brad Peacock and minor leaguer Max Stassi, February 4, 2013

Contract Status: First year of a one-year contract through 2013.

CAREER HIGHLIGHTS

Has spent three seasons in the majors with the Angels (2009) and Astros (2011-12) and is 4-13 with a 4.89 ERA in 119 appearances...has posted more strikeouts (136) than innings (123.1) as a Major Leaguer...led the Astros in strikeouts as a reliever in 2012...allowed just 17 of 77 (22.1%) inherited runners to score in two seasons with Houston...was one of two relievers to spend the entire 2012 season on Houston's active roster...his 9.8 strikeouts per nine innings pitched ratio in 2011 was tops on the club and ranked 14th in the National League among right-handed relievers (min. 50 ip)...named MLB.com's Double-A Relief Pitcher of the Year in 2009 after posting a 3-1 record and a 1.28 ERA in 26 appearances for Arkansas.

2012 HIGHLIGHTS

Spent the entire season in Houston's bullpen...ranked second on the club in appearances and led all Astros relievers in strikeouts (78)...set career-highs in innings pitched, strikeouts and appearances...ranked fifth in the Majors and third in the National League with 56 inherited runners...allowed 14 of those runners to score (25.0%)...from the beginning of the season until July 2, had allowed just one of his 18 inherited runners to score in 33 games, and led the NL in inherited runners scored percentage (5.6%)...tossed a career-high 4.1 innings Sept. 24 against St. Louis (72 pitches)...that outing bested his previous career high of 3.1 innings which he set Sept. 21 against Pittsburgh (41 pitches)...posted a 3.38 ERA with 22 strikeouts and six walks over his final 12 appearances of the season...from July 27 through the end of the season, ranked tied for third in strikeouts among NL relievers (41).

CAREER

2011—In his first extended Major League action, fanned 57 hitters in 52.1 innings pitched over 47 relief appearances...stranded 18 of 21 inherited runners...had two stints with Houston...began the year as a non-roster invitee at Astros Spring Training before being assigned to Triple-A Oklahoma City...was selected by Houston May 18 and optioned back June 24...recalled from Triple-A July 5 and finished the season with the Astros...had a 26-game run from June 11-Aug. 17, during which he posted a 1-1 record and a 2.25 ERA...on June 24 against Tampa Bay he appeared in the same game with Wandy Rodriguez and Aneury Rodriguez...according to the Elias Sports Bureau, it marked the first game in the modern era (since 1900) that a trio of teammates with the same surname pitched in the same game...went 2-3 with two saves and a 1.50 ERA in 16 games for Oklahoma City...allowed just a .190 opponents batting average.

2010—Spent the entire season at Triple-A Salt Lake where he went 4-6 with a 5.92 ERA in 31 games, 17 starts...posted comparable numbers as a reliever (5.75 ERA) and starter (5.96 ERA)...started and finished his season in the bullpen, bookending 16 of his starts from May 30-Aug. 30...began the year on the Angels 40-man roster before being designated for assignment and eventually outrighted to Salt Lake May 11...following the season, pitched for the Tiburones de La Guaira in the Venezuelan Winter League for the second straight season...posted solid numbers as a full-time reliever, going 4-2 with a 2.82 ERA in 20 appearances

2009—Began season at Triple-A Salt Lake, posting a 1-1 record and a 7.54 ERA in 23 relief appearances...allowed 44 hits, walked 23 and struck out 25...it marked his first season as a reliever since 2003...had his contract selected by the Angels April 26...made Major League debut May 2 at New York (AL), allowing two earned runs in 0.2 innings...optioned to Salt Lake May 4...made last appearance at

Salt Lake June 26 before being sent to Double-A Arkansas where he posted a 3-1 record with four saves and a 1.28 ERA in 26 relief appearances...allowed 20 hits, walked 22 and struck out 52...nine of his final 10 outings were scoreless (15.0 ip)...named MLB.com's Double-A Relief Pitcher of the Year... following the season, pitched for the Tiburones de La Guaira in the Venezuelan Winter League, posting a 1-1 record and a 4.05 ERA in 19 relief appearances.

2008—Spent the entire season at Double-A Arkansas, posting a 7-11 record with one shutout and a 5.53 ERA in 22 starts

2007—Compiled an 8-4 record with one complete game and a 4.52 ERA in 22 starts at Double-A Arkansas...won four straight decisions from June 14-July 25...held right-handed batters to a .255 average.

2006—Posted an 11-8 record with one complete game and a 4.57 ERA in 28 games, 27 starts, at Single-A Rancho Cucamonga...led the California League in innings pitched and tied for third with 11 wins.

2005—Spent his entire campaign at Single-A Cedar Rapids, finishing 8-10 with four complete games and a 4.18 ERA in 28 starts...ranked first in the Midwest League in complete games and starts while finishing fourth in innings pitched...also led the Kernels in strikeouts (128).

2004—Went 4-3 with a 4.14 ERA in 14 games, 12 starts, at rookie level Provo...led Provo in innings pitched (58.2) and strikeouts (54).

2003—Began his professional career with the Angels Arizona Rookie League affiliate...made 15 appearances before a promotion to Provo in the rookie level Pioneer League...combined to post an 0-2 record and a 5.52 ERA at his two stops.

PERSONAL/MISCELLANEOUS

Fernando Rodriguez Jr was originally signed by Angels scout Kevin Ham...attended Franklin High School (El Paso, TX).

LIFETIME PITCHING RECORD

Year	Club	W	L	ERA	G	GS	CG	SHO	SV	IP	H	R	ER	HR	HB	BB	IBB	SO	WP	BK
2003	AZL Angels	0	2	6.48	15	0	0	0	0	25.0	29	24	18	2	2	14	1	27	1	1
	Provo	0	0	1.50	4	0	0	0	1	6.0	9	4	1	1	0	1	0	9	1	0
2004	Provo	4	3	4.14	14	12	0	0	0	58.2	64	35	27	7	2	18	0	54	5	0
2005	Cedar Rapids	8	10	4.18	28	28	4	0	0	157.1	161	87	73	8	13	49	3	128	2	1
2006	Rancho Cucamonga	11	8	4.57	28	27	1	0	0	163.1	188	92	83	15	7	49	0	112	10	0
2007	Arkansas	8	4	4.52	22	22	1	0	0	125.1	138	71	63	14	5	46	2	61	3	0
2008	Arkansas	7	11	5.53	33	22	1	1	0	136.2	153	96	84	10	10	62	1	85	6	0
2009	Salt Lake	1	1	7.54	23	0	0	0	0	37.0	44	33	31	5	2	23	0	25	3	0
	LOS ANGELES (AL)	0	0	27.00	1	0	0	0	0	0.2	1	3	2	1	0	2	0	1	1	0
	Arkansas	3	1	1.28	26	0	0	0	4	42.1	20	7	6	0	1	22	2	52	3	0
2010	Salt Lake	4	6	5.92	31	17	0	0	0	97.1	134	78	64	12	6	42	0	84	4	0
2011	Oklahoma City	2	3	1.50	16	0	0	0	2	24.0	16	5	4	2	1	11	2	33	5	0
	HOUSTON	2	3	3.96	47	0	0	0	0	52.1	51	24	23	6	3	30	5	57	2	0
2012	HOUSTON	2	10	5.37	71	0	0	0	0	70.1	68	45	42	10	1	34	7	78	10	0
AL Totals		0	0	27.00	1	0	0	0	0	0.2	1	3	2	1	0	2	0	1	1	0
NL Totals		4	13	4.77	118	0	0	0	0	122.2	119	69	65	16	4	64	12	135	12	0
ML Totals		4	13	4.89	119	0	0	0	0	123.1	120	72	67	17	4	66	12	136	13	0

CAREER TRANSACTIONS

2003 — Selected by the Los Angeles Angels in the 18th round of the First-Year Player Draft. **2010** — Elected free agency, November 6; signed by the Houston Astros to a minor league contract, November 16. **2013** — Traded to the Oakland Athletics with infielder Jed Lowrie for pitcher Brad Peacock, infielder Chris Carter and minor league catcher Max Stassi, February 4.

VS. THE AMERICAN LEAGUE

2012		CAREER												
ERA	W	L	S	G	IP	ER	vs. TEAM	ERA	W	L	S	G	IP	ER
20.25	0	0	0	2	1.1	3	Chicago	20.25	0	0	0	2	1.1	3
0.00	0	0	0	1	0.1	0	Cleveland	0.00	0	0	0	1	0.1	0
0.00	0	0	0	1	1.0	0	Kansas City	0.00	0	0	0	1	1.0	0
—	0	0	0	0	0.0	0	New York	27.00	0	0	0	1	0.2	2
—	0	0	0	0	0.0	0	Tampa Bay	0.00	0	0	0	1	2.0	0
11.81	0	1	0	4	5.1	7	Texas	11.12	0	1	0	5	5.2	7

VS. THE NATIONAL LEAGUE

2012		CAREER												
ERA	W	L	S	G	IP	ER	vs. TEAM	ERA	W	L	S	G	IP	ER
7.71	0	0	0	3	4.2	4	Arizona	6.75	0	0	0	6	8.0	6
3.86	0	0	0	3	2.1	1	Atlanta	1.69	0	0	0	5	5.1	1
5.40	0	1	0	4	3.1	2	Chicago	2.53	1	1	0	10	10.2	3
2.70	0	2	0	8	6.2	2	Cincinnati	2.08	0	2	0	10	8.2	2
2.25	0	2	0	4	4.0	1	Colorado	7.71	0	3	0	7	7.0	6
—	0	0	0	0	0.0	0	Houston	—	0	0	0	0	0.0	0
0.00	0	0	0	3	1.1	0	Los Angeles	0.00	0	0	0	5	4.1	0
0.00	0	0	0	3	4.0	0	Miami	1.59	0	0	0	5	5.2	1
7.20	0	1	0	5	5.0	4	Milwaukee	5.63	0	2	0	8	8.0	5
6.75	1	0	0	3	1.1	1	New York	6.75	1	0	0	3	1.1	1
0.00	0	0	0	2	1.0	0	Philadelphia	0.00	0	0	0	3	3.0	0
4.00	1	1	0	9	9.0	4	Pittsburgh	3.38	1	1	0	16	16.0	6
9.00	0	0	0	2	2.0	2	San Diego	4.15	0	0	0	4	4.1	2
5.40	0	1	0	5	5.0	3	San Francisco	5.79	0	2	0	9	9.1	6
5.19	0	0	0	5	8.2	5	St. Louis	7.98	1	0	0	10	14.2	13
6.75	0	1	0	4	4.0	3	Washington	4.50	0	1	0	7	6.0	3

MONTHLY BREAKDOWN

2012		CAREER												
ERA	W	L	S	G	IP	ER	by MONTH	ERA	W	L	S	G	IP	ER
4.09	1	3	0	11	11.0	5	April	4.09	1	3	0	11	11.0	5
3.38	0	2	0	11	8.0	3	May	4.09	1	2	0	14	11.0	5
11.17	0	2	0	10	9.2	12	June	6.65	0	2	0	21	23.0	17
5.25	0	1	0	14	12.0	7	July	3.91	1	2	0	25	23.0	10
5.52	0	1	0	14	14.2	9	August	4.80	0	3	0	28	30.0	16
4.05	1	1	0	9	13.1	6	September	5.32	1	1	0	18	23.2	14
0.00	0	0	0	2	1.2	0	October	0.00	0	0	0	2	1.2	0

PITCHING BREAKDOWN

2012		CAREER												
ERA	W	L	S	G	IP	ER	by CATEGORY	ERA	W	L	S	G	IP	ER
4.07	2	5	0	36	42.0	19	Home	4.27	2	5	0	62	71.2	34
7.31	0	5	0	35	28.1	23	Road	5.75	2	8	0	57	51.2	33
8.47	0	5	0	22	17.0	16	Day	5.45	0	6	0	36	33.0	20
4.39	2	5	0	49	53.1	26	Night	4.68	4	7	0	83	90.1	47
6.61	1	8	0	37	32.2	24	Pre-ASG	5.57	2	8	0	54	51.2	32
4.30	1	2	0	34	37.2	18	Post-ASG	4.40	2	5	0	65	71.2	35
—	0	0	0	0	0.0	0	Starter	—	0	0	0	0	0.0	0
5.37	2	10	0	71	70.1	42	Reliever	4.89	4	13	0	119	123.1	67

BALLPARK BREAKDOWN

	ERA	W	L	S	G	IP	ER
AT&T Park	1.80	0	1	0	5	5.0	1
Busch Stadium	4.50	1	0	0	3	4.0	2
Chase Field	12.00	0	0	0	3	3.0	4
Citi Field	9.00	0	0	0	2	1.0	1
Citizens Bank Park	0.00	0	0	0	1	0.1	0
Coors Field	8.10	0	2	0	4	3.1	3
Dodger Stadium	0.00	0	0	0	4	3.1	0
Great American	3.38	0	1	0	3	2.2	1
Marlins Park	0.00	0	0	0	2	3.0	0
Miller Park	8.10	0	1	0	3	3.1	3
Minute Maid Park	4.27	2	5	0	62	71.2	34
Nationals Park	13.50	0	1	0	2	1.1	2
PETCO Park	0.00	0	0	0	3	3.0	0
PNC Park	5.79	0	1	0	7	4.2	3
Rangers Ballpark	20.25	0	1	0	3	2.2	6
Sun Life Stadium	5.40	0	0	0	2	1.2	1
Turner Field	0.00	0	0	0	1	1.0	0
U.S. Cellular Field	20.25	0	0	0	2	1.1	3
Wrigley Field	1.42	1	0	0	6	6.1	1
Yankee Stadium	27.00	0	0	0	1	0.2	2

FIELDING STATISTICS

Pitcher							
Year	Pct.	G	PO	A	E	TC	DP
2009	—	1	0	0	0	0	0
2011	1,000	47	2	7	0	9	0
2012	.800	71	3	5	2	10	0
Totals	.895	119	5	12	2	19	0

RODRIGUEZ' CAREER BESTS

Low Hit Complete Game: None
Innings Pitched: 4.1, September 24, 2012 vs. St. Louis
Strikeouts: 5 (twice), last: September 24, 2012 vs. St. Louis
Longest Winning Streak: 2, May 31 to July 27, 2011
Longest Losing Streak: 7, May 13 to September 10, 2012
Longest Scoreless Streak: 9.2, August 28 to September 22, 2011

**INFIELDER****Height/Weight:** 6-1 / 195**Bats/Throws:** Right / Right**Birthdate:** May 20, 1983**Opening Day Age:** 29**Birthplace/Resides:** Chicago, Illinois / Phoenix, Arizona**Major League Service:** 3 years, 99 days**Obtained:** Acquired from the Cincinnati Reds with Willy Taveras for Aaron Miles and cash, February 1, 2010**Contract Status:** First year of a one-year contract through 2013.**CAREER HIGHLIGHTS**

Has a .234 average with 11 home runs and 47 RBI in 146 games with Oakland over the last three years after hitting .212 with four home runs and 21 RBI in 105 games with Cincinnati in 2008 and 2009...is a .226 career hitter in 251 games in parts of five seasons in the majors...has not committed an error in 77 career games as a second baseman, including 71 with Oakland...started at least one game at six different positions in 2010, including 45 at second base...saw his most extensive big league action in 2009 with the Reds, appearing in 87 games...made his Major League debut with Cincinnati in 2008...has a .286 (597 for 2084) career average, 67 home runs and 315 RBI in 554 minor league games...was the Reds' Minor League Hitter of the Year and a Florida State League Midseason All-Star in 2007 when he ranked eighth among all minor league players with 70 extra-base hits.

2012 HIGHLIGHTS

Batted .222 with two home runs and eight RBI in 42 games over three stints with the A's...started 31 games at four different positions, including 18 at second base, nine at shortstop, three at first base and one at third base...did not commit an error in 42 games overall on defense, including 21 games at second base...has not made an error in 77 career games at second base, including 71 with the A's...that is the second longest errorless streak by a second baseman in Oakland history...hit .293 during the day compared to .172 at night...was 7-for-17 (.412) with two walks (.474 on-base percentage) when leading off an inning...has a .330 (30-for-91) batting average and .396 on-base percentage (nine walks, one hit by pitch) leading off an inning in three seasons with the A's...batted .167 in 13 games before the All-Star Break, .240 with both of his home runs in 29 games after the break...hit .159 against a pitcher the first time he saw him in a game, .333 after that...had a .268 batting average and both of his home runs with the bases empty compared to .163 with runners on base...hit .130 with runners in scoring position and has a .195 (31-for-159) career average with RISP...batted .229 (8-for-35) against right-handed pitching compared to .219 (14-for-64) against left-handers...made 17 starts batting ninth and 12 hitting eighth.

LONGEST ERRORLESS STREAKS, OAKLAND SECOND BASEMEN

- 102 Mark Ellis, May 14-Sept. 10, 2007
- 71 Adam Rosales, April 9, 2010-present**
- 70 Rafael Bournigal, Aug. 6, 1996-Sept. 25, 1998
- 61 Dick Green, April 7-July 6, 1973
- 60 Marco Scutaro, July 31, 2004-July 1, 2005
- 60 Lance Blankenship, June 23, 1991-May 29, 1992

OAKLAND: Was on the A's Opening Day roster...appeared in one game in Japan at first base without an at bat...was optioned to Sacramento April 2 before the regular season resumed...returned May 17 and went 4-for-24 (.167) with nine walks in 12 games, including eight starts (three at first base, three at second base, two at shortstop) before he was optioned back to Sacramento June 16...returned to Oakland for the third time Aug. 2, batting .240 in 29 games the rest of the way...hit safely in a season-high five consecutive games from Aug. 4 to 12 (6-for-15, .400)...hit his only two home runs of the season over that span...his seventh inning double Aug. 5 against Toronto was his first since July 10, 2010, snapping a 48-game streak without a double...homed his next game Aug. 7 against Los Angeles to snap a 29-game homerless streak...finished August with a .286 batting average in 15 games...then went 6-for-33 (.182) with no walks in 14 games from Sept. 1 through the end of the season...finished the season with a career-long streak of 23 consecutive games without a walk...was on the 25-man roster for the ALDS against Detroit but did not appear in a game.

SACRAMENTO: Spent the balance of the season with Sacramento where he batted .280 with 21 doubles, one triple, eight home runs and 47 RBI in 76 games...hit .301 (59-for-196) against right-handed pitching compared to .228 (18-for-79) against left-handers...hit six of his eight home runs and drove in 31 of his 47 runs on the road...appeared in 57 games at shortstop, 13 at second base, five at third base and one in left field...batted .308 while playing shortstop and .197 at all other positions...hit in every spot in the order except leadoff...batted .323 in 36 games hitting ninth...hit safely in each of his first six games with the River Cats (10-for-26, .385), which was his longest hitting streak of the season...stole a season-high two bases April 24 at Reno...was batting .302 at the conclusion of play May 6, but that would be his last day over .300...went 4-for-24 (.167) over his next eight games through May 15 and was hitting .277 overall when the A's called May 17...was optioned back to Sacramento June 16 and went 6-for-31 (.194) over his first nine games...had a streak of five consecutive multiple hit games from July 1-6...went 13-for-23 (.565) with six runs, three home runs, 12 RBI and all three of his three-hit games with the River Cats over that stretch...had a season-high two home runs and drove in a season-high six runs July 4 at Fresno, including a grand slam in Sacramento's 10-run ninth inning...finished July with a .299 batting average, five home runs and 23 RBI in 26 games...went 2-for-3 Aug. 1 against Memphis and was called up by Oakland the next day.

CAREER

2011—Began the season on the 60-day disabled list, recovering from a fractured right foot...was reinstated from the DL June 6 but was never able to get on track offensively...hit .098 (6 for 61) in 24 games over three stints with the A's...the batting average was the lowest in Athletics history among non-pitchers with 60 or more at bats...it was the lowest in the American League since Charlie O'Brien hit .097 for Anaheim in 1999...it was the lowest by any Athletic since pitcher Jim Nash hit .068 in 1968...two of his six hits were home runs and he had eight RBI...was 1-for-29 (.034) during the day...hit .156 at night...hit both of his home runs off left-handed pitching on the road...eight of his nine home runs were on the road...batted .125 with runners in scoring position...was 0-for-12 when leading off an inning...started 18 games at five different positions (six at shortstop, five at third base, four at first base, two at second base, one in left field)...also struck out in his only pinch-hitting appearance...did not appear in a Spring Training game and was placed on the 60-day disabled list March 30 retroactive to March 22 with a fractured right foot before being reinstated from the disabled list June 6...started that day at third base at Baltimore and went 1-for-4 with a two-run home run...went 1-for-13 over his next five games before hitting his second home run June 25 at Philadelphia...was batting .121 (4-for-33) with two home runs and five RBI when he was optioned to Sacramento between games of the July 16 doubleheader against Los Angeles...returned for his second stint Aug. 2, going 0-for-15 with two RBI and two walks in five games before he was sent back to Sacramento Aug. 13...returned for the final time Sept. 2 when rosters expanded and went 2-for-13 (.154) in seven games...snapped a career-long 0-for-34 streak with an eighth-inning single Sept. 26 at Seattle...that matched the fifth-longest hitless streak in Oakland history and was the longest since Jose Canseco went 0-for-40 from Aug. 8-23, 1986...batted .265 with three home runs and 22 RBI in 40 games with the River Cats...hit .297 against right-handed pitching, compared to .196 against left-handers...had a .361 average with runners in scoring position but was just 3-for-16 (.188) with RISP and two outs...batted .193 with the bases empty, .359 with runners on...all three of his home runs came with runners on base...hit .407 in the eighth inning or later...appeared in 32 games at shortstop, four at second base and four at third base...his first stay with Sacramento was during his rehab assignment and he went 3-for-10 (.300) in three games with a double and triple...returned July 17 and batted .250 with two home runs and 11 RBI in 17 games before he returned to Oakland Aug. 2...went 3-for-5 with a season-high four RBI July 24 against Reno...his final stay with the River Cats ran from Aug. 13 to Sept. 1, hitting .274 with a home run and 10 RBI in 20 games...snapped a 0-for-16 streak with an eighth inning single Aug. 25 at Fresno...that began a season-high six-game hitting streak (10-for-21, .476)...had four straight multiple-hit games from Aug. 26-29...played for Mexicali in the Mexican-Pacific Winter League and was 5 for 25 (.200) with four walks and two RBI in seven games.

2010—Filled the utility role for the A's in 2010 as he made 45 starts at second base, 10 at shortstop, five at third base, three at first base, three in left field and one at designated hitter before a stress fracture in his right ankle ended his season in mid-August...became the first Athletic to start at least one game at six different positions since Scott Brosius in 1995...batted .271 with seven home runs and 31 RBI in 80 games overall...hit four home runs in 90 at bats against left-handed pitching, three in 165 at bats against right-handers...the home runs off southpaws were the first of his career...six of his seven home runs came on the road...batted .371 with a .426 on-base percentage when leading off an inning...

grounded into just one double play in 255 at bats...in the majors, only Seattle's Michael Saunders had more at bats with one GIDP or fewer (289)...was 3-for-10 (.300) with a triple, home run and two RBI as a pinch hitter...committed two errors on defense, both coming during his 14 games as a shortstop...did not make an error in 47 games at second base...hit .474 in seven games batting ninth and .298 in 17 games hitting fifth...was on an Opening Day roster for the first time...started 35 of the A's 37 games at second base from April 11 to May 21 while Mark Ellis was out with a strained left hamstring...hit .266 with three home runs and 15 RBI over that stretch...would make just 31 starts the rest of the way...drove in a career-high four runs April 11 at Los Angeles in his first start as an Athletic (second base)...hit safely in a career-high tying six consecutive games from April 23 to 29 (10-for-22, .455)...that included his first career four-hit game April 27 at Tampa Bay...it was the 19th four-hit game by a player hitting ninth in Oakland history...finished April with a .305 batting average...started all three games of the San Francisco series, May 21-23, at three different positions (second base, third base, left field)...his start in left on the 23rd was his first major league appearance in the outfield...hit his second career pinch hit home run June 12 at San Francisco, the 100th pinch hit home run in Oakland history...that capped a 20-game stretch from May 16 to June 12 where he batted .344 with three home runs and 10 RBI...went 0 for his next 17 following the pinch hit home run...snapped the hitless skid with a pinch-hit triple June 25 against Pittsburgh...hit .321 in July...batted .429 with seven RBI over an 11-game stretch from June 25 to July 17 before going 6-for-33 (.182) over his next 11 games through Aug. 11...was placed on the 15-day disabled list Aug. 13, retroactive to Aug. 12, with a stress fracture in his right ankle...it was his first career stint on the DL...was transferred to the 60-day DL Sept. 10 and missed the remainder of the season.

2009—Batted .213 with four home runs and 19 RBI in 87 games over two stints with Cincinnati...also hit .349 with five home runs and 20 RBI in 30 games with Triple-A Louisville...for the Reds, appeared in 57 games (44 starts) at third base, 11 games (seven starts) at first base, six games (four starts) at shortstop and four games (one start) at second base...began the season with Louisville and was hitting .431 in 17 games before he was promoted to Cincinnati April 28...returned to Louisville June 27 but returned to the Reds July 12...spent the rest of the season in Cincinnati and appeared in 45 games...hit his first career home run, a solo shot off Adam Wainwright, May 10 against St. Louis...connected for his first career pinch hit home run, a three-run shot off Mike Ekstrom, July 30 against San Diego...while with Louisville, he was the organization's Player of the Month for April after hitting .431 with seven doubles, a triple, four home runs, 15 RBI and two stolen bases in 17 games...following the season played for Mexicali in the Mexican Winter League and hit .285 with 13 doubles, six triples, six home runs, 34 RBI, seven stolen bases and 56 runs scored in 60 games.

2008—In his Major League debut, appeared in 18 games during three stints with the Reds (Aug. 9-15, Aug. 20-29, Sept. 9-rest of the season)...made five starts (three at third base, two at second base)...in 117 games for Louisville, he hit .287 and appeared in 66 games at third base, 25 at shortstop, 19 at first base and nine at second base...ranked 10th among all Reds farmhands in hitting...was promoted for the first time Aug. 9...made five pinch-hitting appearances (1 for 5, .200) before returning to Louisville Aug. 16...made his big league debut Aug. 9 vs. Houston and flied out off Brian Moehler...recorded his first career hit Aug. 12 at Pittsburgh, a pinch-hit single off Sean Burnett...recorded his first career RBI and stolen base, Sept. 18 against St. Louis...while with the Bats he was hit by a pitch 14 times, which tied for the International League lead...homed twice June 24 vs. Rochester...had a season-high 12-game hitting streak from July 11-25 (.458)...played for Arecibo in the Puerto Rican Winter League and hit .295 with two home runs, 19 RBI and three stolen bases in 19 games.

2007—Was the Reds Minor League Hitter of the Year and a Florida State League Midseason All-Star...in 136 games at Single-A Sarasota and Double-A Chattanooga, he combined to hit .286 with 41 doubles, 11 triples, 18 home runs, 79 RBI, 13 stolen bases and 98 runs scored...ranked eighth among all minor league players with 70 extra-base hits...was Chattanooga's Player of the Month for August...following the season played for Surprise in the Arizona Fall League and hit .292 with one home run, 10 RBI and two stolen bases in 14 games.

2006—In 89 games at Single-A Dayton and Single-A Sarasota, he combined to hit .250 with eight home runs, 43 RBI and eight stolen bases...was Dayton's Player of the Month for July...produced two-homer games July 10 vs. Quad Cities (3 RBI) and July 29 at Peoria (4 RBI, 4 runs).

2005—Spent his first professional season at rookie Billings and Single-A Dayton...combined to hit .325 with 14 home runs and 46 RBI in 66 games...recorded a season-high 15-game hitting streak from Aug. 6-22 (.299, 4 HR, 6 RBI)...homered in three consecutive games, Aug. 17-19...hit two solo homers Aug. 31 vs. Wisconsin...was named Midwest League Player of the Week for the week of Aug. 29-Sept. 5.

PERSONAL/MISCELLANEOUS

Adam M. Rosales...was originally signed by Reds scout Rick Sellers...graduated from Maine (Park Ridge, IL) High School in 2001...majored in physical education at Western Michigan University, where he earned All-MAC first team and All-MAC academic team honors...is married, Callie.

LIFETIME PLAYING RECORD

Year	Club	AVG	G	AB	R	H	2B	3B	HR	RBI	SH	SF	HP	BB	SO	SB	CS	SLG	OBP	E
2005	Billings	.321	34	140	29	45	14	0	5	25	0	1	5	13	37	2	2	.529	.396	3
	Dayton	.328	32	134	24	44	8	0	9	21	0	2	2	10	24	3	1	.590	.378	6
2006	Sarasota	.213	34	122	15	26	8	2	2	14	1	2	2	20	27	3	3	.361	.329	5
	Dayton	.270	55	222	36	60	9	3	6	29	0	2	5	15	40	5	1	.419	.328	11
2007	Sarasota	.294	69	248	47	73	23	5	5	48	2	6	13	31	46	9	2	.488	.393	4
	Chattanooga	.278	67	255	51	71	18	6	13	31	2	3	5	37	66	4	4	.549	.377	6
2008	Louisville	.287	117	432	70	124	29	7	11	58	1	4	14	22	82	7	1	.463	.339	12
	CINCINNATI	.207	18	29	0	6	1	0	0	2	0	0	0	1	4	1	0	.241	.233	0
2009	Louisville	.349	30	109	27	38	8	2	5	20	0	3	1	12	15	4	0	.596	.408	3
	CINCINNATI	.213	87	230	23	49	10	1	4	19	2	3	5	26	46	1	2	.317	.303	7
2010	OAKLAND	.271	80	255	31	69	8	2	7	31	2	2	1	19	65	2	2	.400	.321	2
2011	Sacramento	.265	40	147	23	39	5	1	3	22	0	3	1	13	32	1	1	.374	.323	3
	OAKLAND	.098	24	61	5	6	0	0	2	8	0	2	1	4	13	0	0	.197	.162	4
2012	OAKLAND	.222	42	99	12	22	5	0	2	8	0	1	0	11	24	0	0	.333	.297	0
	Sacramento	.280	76	275	46	77	21	1	8	47	1	6	2	26	57	4	2	.451	.340	8
AL Totals		.234	146	415	48	97	13	2	11	47	2	5	2	34	102	2	2	.354	.292	6
NL Totals		.212	105	259	23	55	11	1	4	21	2	3	5	27	50	2	2	.309	.296	7
ML Totals		.226	251	674	71	152	24	3	15	68	4	8	7	61	152	4	4	.337	.293	13

CAREER TRANSACTIONS

2005 — Selected by the Cincinnati Reds organization in the 12th round of the First-Year Player Draft. **2010** — Traded to the Oakland Athletics with outfielder Willy Taveras for infielder Aaron Miles and cash, February 1. On disabled list, August 12 to November 3. **2011** — On disabled list, March 22 to June 5; included rehabilitation assignment to Sacramento, June 1 to 5.

DIVISION SERIES RECORD

Year	Club/Opp	AVG.	G	AB	R	H	2B	3B	HR	RBI	SH	SF	HP	BB	SO	SB	CS	SLG	OBP	E
2012	OAK vs. DET																			

(Did not play)

VS. THE AMERICAN LEAGUE

2012					CAREER					
AVG.	AB	H	HR	RBI	vs. TEAM	AVG.	AB	H	HR	RBI
.333	9	3	0	0	Baltimore	.298	47	14	2	7
.200	5	1	0	0	Boston	.143	14	2	0	0
.429	7	3	1	2	Chicago	.214	28	6	1	3
.400	5	2	0	1	Cleveland	.333	33	11	1	5
—	0	0	0	0	Detroit	.154	13	2	0	1
.333	6	2	0	2	Kansas City	.269	26	7	1	7
.125	8	1	1	2	Los Angeles	.263	38	10	2	9
.273	11	3	0	0	Minnesota	.333	18	6	0	2
.000	6	0	0	0	New York	.125	16	2	0	1
—	0	0	0	0	Oakland	—	0	0	0	0
.167	6	1	0	0	Seattle	.294	34	10	1	2
.250	4	1	0	0	Tampa Bay	.310	29	9	1	4
.250	12	3	0	0	Texas	.136	59	8	0	0
.182	11	2	0	0	Toronto	.200	30	6	0	3

VS. THE NATIONAL LEAGUE

2012					CAREER					
AVG.	AB	H	HR	RBI	vs. TEAM	AVG.	AB	H	HR	RBI
.000	5	0	0	0	Arizona	.208	24	5	1	2
—	0	0	0	0	Atlanta	.200	5	1	0	0
—	0	0	0	0	Chicago	.192	26	5	0	1
—	0	0	0	0	Cincinnati	.000	4	0	0	0
.000	3	0	0	1	Colorado	.091	11	1	0	1
—	0	0	0	0	Houston	.174	23	4	0	3
—	0	0	0	0	Los Angeles	.200	5	1	0	0
—	0	0	0	0	Miami	.125	16	2	0	1
—	0	0	0	0	Milwaukee	.250	20	5	0	1
—	0	0	0	0	New York	.250	4	1	0	1
—	0	0	0	0	Philadelphia	.100	10	1	1	2
—	0	0	0	0	Pittsburgh	.290	31	9	0	2
—	0	0	0	0	St. Louis	.233	43	10	1	4
—	0	0	0	0	San Diego	.167	12	2	1	3
.000	1	0	0	0	San Francisco	.256	39	10	2	3
—	0	0	0	0	Washington	.125	16	2	0	0

MONTHLY BREAKDOWN

2012					CAREER					
AVG.	AB	H	HR	RBI	by MONTH	AVG.	AB	H	HR	RBI
—	0	0	0	0	April	.311	61	19	2	12
.200	10	2	0	0	May	.245	188	46	4	16
.143	14	2	0	3	June	.151	119	18	3	16
—	0	0	0	0	July	.274	84	23	3	12
.286	42	12	2	5	August	.191	136	26	3	9
.172	29	5	0	0	September	.215	79	17	0	3
.250	4	1	0	0	October	.429	7	3	0	0

BATTING BREAKDOWN

2012					CAREER					
AVG.	AB	H	HR	RBI	by CATEGORY	AVG.	AB	H	HR	RBI
.189	53	10	1	2	Home	.220	323	71	4	29
.261	46	12	1	6	Road	.231	351	81	11	39
.293	41	12	1	4	Day	.227	238	54	7	30
.172	58	10	1	4	Night	.225	436	98	8	38
.167	24	4	0	3	Pre-ASG	.233	404	94	10	49
.240	75	18	2	5	Post-ASG	.215	270	58	5	19
.219	64	14	1	3	vs. LHP	.239	255	61	7	28
.229	35	8	1	5	vs. RHP	.217	419	91	8	40
.130	23	3	0	6	RISP	.195	159	31	3	52
.000	1	0	0	0	Bases Loaded	.000	10	0	0	3
.000	1	0	0	0	Pinch Hitter	.179	39	7	2	7
—	0	0	0	0	Designated Hitter	.222	9	2	0	1

BALLPARK BREAKDOWN

	AVG.	AB	H	HR	RBI
AT&T Park	.333	15	5	2	3
Angel Stadium	.231	13	3	1	4
Ballpark in Arlington	.171	35	6	0	0
Busch Stadium	.077	26	2	0	2
Camden Yards	.304	23	7	2	6
Chase Field	.238	21	5	1	2
Citi Field	.250	4	1	0	1
Citizens Bank Park	.333	3	1	1	1
Comerica Park	.125	8	1	0	0
Coors Field	.000	7	0	0	1
Dodger Stadium	.250	4	1	0	0
Fenway Park	.250	4	1	0	0
Great American Ball Park	.219	128	28	2	12
Kauffman Stadium	.300	20	6	1	6
Miller Park	.200	5	1	0	0
Minute Maid Park	.143	7	1	0	0
Nationals Park	.250	4	1	0	0
O.co Coliseum	.221	195	43	2	17
PETCO Park	.125	8	1	0	0
PNC Park	.304	23	7	0	1
Progressive Field	.333	15	5	1	2
Rogers Centre	.211	19	4	0	3
Safeco Field	.217	23	5	0	0
Sun Life Stadium	.091	11	1	0	0
Target Field	.333	3	1	0	0
Tokyo Dome	—	0	0	0	0
Tropicana Field	.389	18	7	1	4
Turner Field	.000	2	0	0	0
U.S. Cellular Field	.375	16	6	1	3
Wrigley Field	.182	11	2	0	0
Yankee Stadium	.000	3	0	0	0

FIELDING STATISTICS

First Base

YEAR	PCT.	G	PO	A	E	TC	DP
2009	1.000	11	68	11	0	79	5
2010	1.000	7	34	1	0	35	4
2011	1.000	5	36	2	0	38	2
2012	1.000	7	26	7	0	33	1
Totals	1.000	30	164	21	0	185	12

Second Base

YEAR	PCT.	G	PO	A	E	TC	DP
2008	1.000	2	6	6	0	12	4
2009	1.000	4	2	3	0	5	1
2010	1.000	47	72	126	0	198	30
2011	1.000	3	3	4	0	7	1
2012	1.000	21	46	41	0	87	14
Totals	1.000	77	129	180	0	309	50

Third Base

YEAR	PCT.	G	PO	A	E	TC	DP
2008	1.000	4	2	1	0	3	1
2009	.944	57	37	81	7	125	8
2010	1.000	5	4	12	0	16	1
2011	.833	6	4	6	2	12	1
2012	1.000	3	2	4	0	6	0
Totals	.944	75	49	104	9	162	11

Shortstop

YEAR	PCT.	G	PO	A	E	TC	DP
2009	1.000	6	4	12	0	16	2
2010	.943	14	7	26	2	35	3
2011	.913	7	9	12	2	23	3
2012	1.000	11	14	27	0	41	3
Totals	.965	38	34	77	4	115	11

Outfield

YEAR	PCT.	G	PO	A	E	TC	DP
2010	1.000	5	4	0	0	4	0
2011	1.000	2	4	0	0	4	0
Totals	1.000	7	8	0	0	8	0

ROSALES' CAREER BESTS

Hits: 4, April 27, 2010 at Tampa Bay

Home Runs: 1 (15 times), last: August 12, 2012 at Chicago (AL)

Runs Batted In: 4 (twice), last: May 26, 2010 at Baltimore

Stolen Bases: 1 (four times), last: July 11, 2010 vs. Los Angeles (AL)

Hitting Streak: 6 (twice), last: April 23 to 29, 2010

Hitless Streak (At Bats): 34, June 30 to September 26, 2011

Grand Slams: None.

Pinch-Hit Home Runs: 2, June 12, 2010 at San Francisco (Barry Zito);

July 30, 2009 vs. San Diego (Ekstrom)

Inside-The-Park Home Runs: None.

Game Ending Home Runs: None.

Lead Off Home Runs: None.

**INFIELDER****Height/Weight:** 6-0 / 195**Bats/Throws:** Right / Right**Birthdate:** January 23, 1994**Opening Day Age:** 19**Birthplace/Resides:** Pensacola, Florida / Pace, Florida**Major League Service:** None**Obtained:** Selected in the 1st round (11th selection overall) of the 2012 First-Year Player Draft.**Contract Status:** First year of a one-year contract through 2013.**NON-ROSTER INVITEE****2012 HIGHLIGHTS**

Combined to hit .369 with seven home runs and 45 RBI in 55 games with three different teams in the A's farm system in his professional debut...signed with the A's June 15 after he was selected with the 11th overall pick in the 2012 First-Year Player Draft...despite the late start, he ranked second among A's minor leaguers in triples (9) and tied for eighth in stolen bases (16)...began his career with the A's affiliate in the Arizona Rookie League, was transferred to Vermont of the Short-Season New York-Penn League Aug. 2 and joined Single-A Burlington of the Midwest League Aug. 18...combined with all three clubs for a .594 slugging percentage and .432 on-base percentage...earned Short-Season League All-Star honors from *Baseball America*...hit .386 (68-for-176) with all seven of his home runs and 42 of his 45 RBI against right-handed pitching compared to .293 (12-for-41) against left-handers...had 23 of his 26 extra base hits against righties for a .642 slugging percentage...slugged .390 against lefties...batted .405 with runners in scoring position, including .500 with RISP and two outs...had 25 multiple hit games in his 55 contests...hit .416 in the sixth inning or later and .379 with a .438 on-base percentage when leading off an inning...appeared in 48 games on defense, all at shortstop...committed 10 errors for a .951 fielding percentage...also hit .480 in six games as the designated hitter...batted .408 with a .492 on-base percentage in 30 games hitting leadoff...also hit second (8 games), third (8), seventh (4), eighth (4) and sixth (1)...was named the A's number one prospect by *Baseball America*...was also tabbed by the magazine as the best hitter for average, best athlete and best defensive infielder among A's prospects.

MINORS: Began his career with the Arizona Rookie League A's and hit .415 with six home runs and 29 RBI in 26 games...led the team in triples (5) despite appearing in fewer than half of the games...was named to the AZL Postseason All-Star team at shortstop...reached base safely via hit, walk or hit by pitch in each of his first 24 games and 25 of 26 overall in the Arizona League...went 1-for-5 in his professional debut June 20 at the Angels...hit his first home run June 29 at the Brewers and also scored a season-high three runs that game...had a 19-game hitting streak from June 29 through July 27, which was the longest in the AZL...batted .463 (38-for-72) with six home runs, 25 RBI and nine walks (.516 on-base percentage) during the streak...had his first of two two-steal games July 2 against the Padres (also July 17 at the Giants)...had season-highs in hits (4) and RBI (4) and matched his season-best in runs (3) July 13 against the Diamondbacks...had his first career two-homer game July 20 at the Dodgers...was promoted to Vermont Aug. 2...hit .340 in 13 games with the Lake Monsters...went 8-for-13 (.615) over his first three games, including his second four-hit game of the season Aug. 4 against Batavia...was promoted to Burlington Aug. 18, where he batted .310 in 16 contests...went hitless in his first two games (0-for-4), the only time all year he was held hitless in back-to-back games...finished the regular season with a seven-game hitting streak (10-for-27, .370)...then went 1-for-12 (.083) in three postseason games for the Bees.

PERSONAL/MISCELLANEOUS

Addison W. Russell was originally signed by A's scout Kelcey Mucker...graduated from Pace (FL) High School in 2012...hit .460 with 37 home runs in his four-year high school career.

LIFETIME PLAYING RECORD

Year	Club	AVG.	G	AB	R	H	2B	3B	HR	RBI	SH	SF	HP	BB	SO	SB	CS	SLG	OBP	E
2012	AZL A's	.415	26	106	29	44	4	5	6	29	0	0	1	14	23	9	1	.717	.488	5
	Vermont	.340	13	53	9	18	2	2	1	7	0	0	0	4	13	2	0	.509	.386	1
	Burlington	.310	16	58	8	18	4	2	0	9	1	1	1	5	12	5	1	.448	.369	4
Minor League Totals		.369	55	217	46	80	10	9	7	45	1	1	2	23	48	16	2	.594	.432	10

CAREER TRANSACTIONS

2012 — Selected by the Oakland Athletics organization in the 1st round (11th selection overall) of the First-Year Player Draft.

**RIGHT-HANDED PITCHER****Height/Weight:** 6-3 / 190**Bats/Throws:** Right / Right**Birthdate:** July 19, 1985**Opening Day Age:** 27**Birthplace/Resides:** New Milford, Connecticut / Washington Depot, Connecticut**Major League Service:** 1 year, 18 days**Obtained:** Claimed off waivers from San Diego, October 25, 2011**Contract Status:** First year of a one-year contract through 2013.**CAREER HIGHLIGHTS**

Was claimed by the A's off waivers from San Diego following the 2011 season and posted a 2.55 ERA in 30 games with Oakland in 2012...made his Major League debut with the Padres in 2011, posting a 7.07 ERA in 10 relief appearances over two stints...is 22-18 with 67 saves and a 2.85 ERA (100 er in 315.1 ip) in 240 relief appearances in six minor league seasons...has 377 career strikeouts and just 84 walks for a strikeout-to-walk ratio of 4.49...averages 10.76 strikeouts per nine innings...was named to the Texas League Midseason All-Star Team in 2009 and 2010...pitched for Peoria in the Arizona Fall League in 2009.

2012 HIGHLIGHTS

Split his season between Oakland and Sacramento...was 2-0 with a save and a 2.55 ERA in 30 relief appearances over three stints with the A's...posted a 3-0 record, eight saves and a 3.03 ERA in 26 games with the River Cats...allowed a .221 opponents batting average with the A's, including .183 (15-for-82) against right-handed hitters compared to .278 (15-for-54) against left-handers...allowed both of his home runs and issued eight of his 12 walks to lefties...had a .221 on-base percentage and .280 slugging percentage against righties compared to .371 and .463 against lefties...now has a .195 (22-for-113) career opponents batting average against righties compared to .313 (26-for-83) against lefties...first batters faced were 4-for-28 (.143) with two walks (.200 on-base percentage)...allowed 4-of-13 (30.8%) inherited runners to score...opponents hit .286 with runners in scoring position but were 2-for-16 (.125) with RISP and two outs...has yielded a .367 (18-for-49) average with RISP in his career...compiled a 0.53 ERA in 13 day games, a 4.42 ERA in 17 outings at night...has a 0.86 ERA (2 er in 21.0 ip) in 16 career appearances during the day compared to 6.04 (19 er in 28.1 ip) in 24 night games...did not allow an earned run in the seventh (5.1 ip) or eighth (10.0 ip) innings.

OAKLAND: Was selected from Sacramento June 6...made his A's debut June 10 at Arizona, retiring all four batters that he faced (1.1 ip, 2 so)...tossed a career-high tying 3.0 scoreless innings in the A's 10-2 win against San Diego June 15 for his first Major League save...those were his only two appearances before he was optioned to Sacramento June 16...returned June 24 when Brandon McCarthy went on the DL and compiled a 2.79 ERA in 10 appearances during his second stint...did not allow a run in his first eight appearances following his return (6.0 ip)...retired the final two batters in the eighth inning July 28 at Baltimore to extend his season-opening scoreless streak to a career-high 11.0 innings...then allowed a one-out home run to Markakis in the ninth to end the streak...allowed three runs on a career-high tying four hits in his next outing July 31 against Tampa Bay...matched his career-high with three strikeouts but that was his last appearance before he was optioned to Sacramento Aug. 3...did not appear in a game with the River Cats before he was recalled for a third and final stint Aug. 5 after A.J. Griffin went on the DL...posted a 2.95 ERA over his final 18 appearances...issued a career-high three walks in 1.0 innings Sept. 18 at Detroit...tossed a scoreless ninth inning for his first ML win in the A's 3-2, 10-inning win at Texas Sept. 25...win number two came in the final game of the season, the A's American League West clinching 12-5 win over Texas...tossed a career-high tying 3.0 scoreless innings after relieving Griffin with two outs in the third inning...made one appearance in the ALDS against Detroit, tossing a perfect eighth and ninth inning in Game 5 in Oakland (3 so).

SACRAMENTO: Was a perfect 8-for-8 in save opportunities with Sacramento and led the River Cats in saves...is 34-for-36 (94.4%) in saves over the last three years in the minors...struck out 38 batters in 35.2 innings (9.59 per nine innings)...allowed a .203 opponents batting average, which included a

.147 (11-for-75) mark against right-handed hitters compared to .283 (15-for-53) against left-handers...surrendered three of his four home runs to lefties...three of the four home runs were solo shots...opponents hit .138 when leading off an inning and .154 with runners in scoring position...posted a 0.90 ERA with seven of his eight saves in 16 games at home compared to a 5.74 ERA in 10 outings on the road...stranded all three of his inherited runners...tossed at least one inning in each of his 26 outings, including two or more eight times...struck out a season-high three batters in his second outing of the season April 9 at Tucson, his first of four three-strikeout games...walked a season-high three batters in his next outing April 12 at Tucson, the only time he walked more than one batter...had his first two saves of the season and did not allow a run over a four-game span from April 14-22 (6.0 ip)...yielded a season-high three runs in 1.0 inning April 24 at Reno...tossed a season-high 2.2 innings May 5 at Tucson and finished the day with a 4.32 ERA...then logged a 2.25 ERA over his next 12 outings and had a 3.31 ERA in 23 appearances overall when he was called up by the A's the first time June 6...was optioned back to Sacramento June 16 and had two saves in three scoreless outings (3.0 ip) before returning to Oakland June 24.

CAREER

2011—Made his Major League debut with San Diego, posting a 7.07 ERA in 10 relief appearances over two stints with the Padres...opponents hit .300, including .226 by right-handed hitters and .379 by left-handers...allowed a .250 batting average with the bases empty, .357 with runners on...including .476 with runners in scoring position...first batters faced were 5-for-10 (.500) with two doubles and a triple and he allowed all three of his inherited runners to score...was recalled from Triple-A Tucson for the first time April 25 and made his Major League debut the next day at Atlanta, working 2.0 scoreless innings (2 h, 1 bb)...recorded his first ML strikeout the next day against the Braves (Brooks Conrad), striking out the side in the ninth inning despite allowing a run on two hits...tossed a season-high 3.0 scoreless innings May 7 against Arizona, retiring all nine batters he faced...had a 2.45 ERA and .233 opponents batting average in six relief appearances when he was optioned to Tucson May 19...returned June 9 and compiled a 24.00 ERA and .471 opponents average in four appearances...was optioned back to Tucson for good June 26...allowed four runs in each of his final two outings, June 20 at Boston and June 25 against Atlanta...was 2-3 with a 4.71 ERA in 28 relief appearances with Tucson...converted 10-of-11 (90.9%) save opportunities...allowed a .255 opponents batting average, including .245 by left-handed hitters and .264 by right-handers...surrendered both of his home runs and issued nine of his 12 walks to lefties...yielded a .179 batting average with runners in scoring position and opponents were 0 for 13 with RISP and two outs...allowed a .462 batting average and .500 on-base percentage to batters leading off an inning...had a 3.77 ERA and .184 opponents batting average in 15 outings on the road, compared to a 5.65 ERA and .316 average in 13 games at home...allowed 2-of-8 (25.0%) inherited runners to score...did not issue a walk in 21 of his 28 appearances...seven of his walks came in two outings...walked three batters May 24 at Omaha and four July 14 against Las Vegas...tossed a season-high 2.0 innings April 12 at Salt Lake and April 17 against Salt Lake...allowed a season-high three runs on the 17th and was charged with the loss and his only blown save...had a 5.63 ERA in six relief appearances when he was promoted to San Diego for the first time April 25...compiled a 3.86 ERA in nine games during his second stint from May 19 to June 8...was credited with the save in four consecutive outings from May 31 to June 4...returned to Tucson for the final time June 26, posting a 4.76 ERA over his final 13 appearances...walked the only batter he faced July 24 at Las Vegas and that batter later scored...that was his final outing before he was placed on the disabled list July 28 with a strained right shoulder...was recalled by San Diego Sept. 2 and placed on the 60-day DL.

2010—Spent his second consecutive complete season with Double-A San Antonio, making 57 relief appearances...tallied 16 saves in 17 opportunities (94.1%) while recording a 2.59 ERA...struck out 81 while walking just 15 for a strikeout to walk ratio of 5.40...averaged 11.05 strikeouts per nine innings...led the Texas League in appearances and ranked fourth in saves...ranked third among TL relievers in strikeouts per nine innings and fewest walks per nine innings (1.91) and was fifth in opponents batting (.213)...his opponents average included a .206 mark against left-handed hitters compared to .217 against right-handers...allowed a .194 average with runners in scoring position...stranded all nine of his inherited runners...tallied 13 of his 16 saves over his final 19 appearances...had a 12.2-inning scoreless streak from April 22 to May 19...posted a 0.73 ERA in nine relief appearances in June...appeared in the Texas League All-Star game, working 0.2 scoreless innings of relief.

2009—Saw his first Double-A action, spending the entire season with San Antonio...was 8-4 with 21 saves and a 3.07 ERA in 58 relief appearances...had career highs in games, saves, wins and innings pitched (70.1)...added 77 strikeouts...ranked second in the Texas League appearances and was third in saves...was third among TL relievers in fewest walks per nine innings (2.18) and fourth in opponents batting (.224) and strikeouts per nine innings (9.85)...his opponents average included a .191 mark against right-handed hitters...named to the TL All-Star Game...had a loss and a save in two postseason appearances (3.0 ip, 3 h, 1 r, 1 er, 0 bb, 5 so, 3.00 ERA)...pitched for Peoria in the Arizona Fall League and was 0-1 with two saves and a 1.59 ERA in 12 relief appearances.

2008—Split his season between the Diamondbacks' Single-A affiliates in South Bend and Visalia and Single-A Lake Elsinore in the Padres organization...combined for a 4-5 record, 10 saves and a 2.00 ERA in 48 relief appearances...struck out a career-high 93 batters in 67.1 innings, an average of 12.43 per nine innings...walked just 13 for a strikeout to walk ratio of 7.15...allowed a .174 opponents batting average, which was fifth lowest among all Single-A pitchers...was ninth in strikeouts per nine innings...had a 1.64 ERA in 28 relief appearances in the D-backs farm system when he was traded to San Diego for infielder Tony Clark July 17...posted a 2.70 ERA in 20 relief appearances for Lake Elsinore.

2007—Split his first professional season between Rookie-level Missoula and Single-A South Bend...combined to go 1-1 with two saves and a 2.85 ERA in 23 relief appearances...struck out 61 and walked just 14...yielded two home runs in 47.1 innings.

PERSONAL/MISCELLANEOUS

Evan Lee Scribner...graduated from Shepaug Valley High School in Connecticut...attended Central Connecticut State University.

LIFETIME PITCHING RECORD

Year	Club	W	L	ERA	G	GS	CG	SHO	SV	IP	H	R	ER	HR	HB	BB	IBB	SO	WP	BK
2007	Missoula	0	1	2.92	18	0	0	0	2	37.0	35	13	12	1	3	9	0	48	3	0
	South Bend	1	0	2.61	5	0	0	0	0	10.1	7	3	3	1	0	5	0	13	0	0
2008	South Bend	2	3	1.57	23	0	0	0	8	34.1	23	7	6	0	3	8	2	52	1	0
	Visalia	0	1	1.86	5	0	0	0	1	9.2	5	2	2	1	0	2	0	10	1	0
	Lake Elsinore	2	1	2.70	20	0	0	0	1	23.1	14	7	7	3	2	3	0	31	0	0
2009	San Antonio	8	4	3.07	58	0	0	0	21	70.1	60	27	24	4	0	20	3	77	2	0
2010	San Antonio	4	5	2.59	57	0	0	0	16	66.0	51	22	19	6	5	15	1	81	1	0
2011	Tucson	2	3	4.71	28	0	0	0	10	28.2	27	15	15	2	0	12	1	27	1	0
	SAN DIEGO	0	0	7.07	10	0	0	0	0	14.0	18	11	11	1	0	4	0	10	0	0
2012	Sacramento	3	0	3.03	26	0	0	0	8	35.2	26	12	12	4	0	10	0	38	1	0
	OAKLAND	2	0	2.55	30	0	0	0	1	35.1	30	11	10	2	0	12	0	30	1	0
AL Totals		2	0	2.55	30	0	0	0	1	35.1	30	11	10	2	0	12	0	30	1	0
NL Totals		0	0	7.07	10	0	0	0	0	14.0	18	11	11	1	0	4	0	10	0	0
ML Totals		2	0	3.83	40	0	0	0	1	49.1	48	22	21	3	0	16	0	40	1	0

CAREER TRANSACTIONS

2007 — Selected by the Arizona Diamondbacks organization in the 28th round of the First-Year Player Draft. **2008** — Traded to the San Diego Padres for infielder Tony Clark, July 17. **2011** — On the disabled list, September 2 to November 1. Claimed off waivers by the Oakland Athletics, October 25.

DIVISION SERIES RECORD

Year	Club/Opp.	W	L	ERA	G	GS	CG	SHO	SV	IP	H	R	ER	HR	HB	BB	IBB	SO	WP	BK
2012	OAK vs. DET	0	0	0.00	1	0	0	0	0	2.0	0	0	0	0	0	0	0	3	0	0

VS. THE AMERICAN LEAGUE

2012		CAREER												
ERA	W	L	S	G	IP	ER	vs. TEAM	ERA	W	L	S	G	IP	ER
5.40	0	0	0	2	1.2	1	Baltimore	5.40	0	0	0	2	1.2	1
0.00	0	0	0	1	1.0	0	Boston	36.00	0	0	0	2	1.0	4
0.00	0	0	0	1	2.0	0	Chicago	0.00	0	0	0	1	2.0	0
15.43	0	0	0	3	2.1	4	Cleveland	15.43	0	0	0	3	2.1	4
13.50	0	0	0	2	2.0	3	Detroit	13.50	0	0	0	2	2.0	3
0.00	0	0	0	1	1.0	0	Kansas City	0.00	0	0	0	1	1.0	0
0.00	0	0	0	2	1.1	0	Los Angeles	0.00	0	0	0	2	1.1	0
0.00	0	0	0	2	2.0	0	Minnesota	0.00	0	0	0	2	2.0	0
0.00	0	0	0	2	2.1	0	New York	0.00	0	0	0	2	2.1	0
—	0	0	0	0	0.0	0	Oakland	—	0	0	0	0	0.0	0
0.00	0	0	0	3	3.1	0	Seattle	0.00	0	0	0	3	3.1	0
9.00	0	0	0	1	2.0	2	Tampa Bay	9.00	0	0	0	1	2.0	2
0.00	2	0	0	5	6.2	0	Texas	0.00	2	0	0	5	6.2	0
0.00	0	0	0	3	3.1	0	Toronto	0.00	0	0	0	3	3.1	0

VS. THE NATIONAL LEAGUE

2012		CAREER												
ERA	W	L	S	G	IP	ER	vs. TEAM	ERA	W	L	S	G	IP	ER
0.00	0	0	0	1	1.1	0	Arizona	0.00	0	0	0	2	4.1	0
—	0	0	0	0	0.0	0	Atlanta	11.25	0	0	0	3	4.0	5
—	0	0	0	0	0.0	0	Colorado	6.00	0	0	0	3	3.0	2
—	0	0	0	0	0.0	0	Milwaukee	0.00	0	0	0	1	2.0	0
—	0	0	0	0	0.0	0	Pittsburgh	0.00	0	0	0	1	2.0	0
0.00	0	0	1	1	3.0	0	San Diego	0.00	0	0	1	1	3.0	0

MONTHLY BREAKDOWN

2012		CAREER												
ERA	W	L	S	G	IP	ER	by MONTH	ERA	W	L	S	G	IP	ER
—	0	0	0	0	0.0	0	April	3.00	0	0	0	2	3.0	1
—	0	0	0	0	0.0	0	May	2.25	0	0	0	4	8.0	2
0.00	0	0	1	3	4.2	0	June	9.39	0	0	1	7	7.2	8
2.89	0	0	0	9	9.1	3	July	2.89	0	0	0	9	9.1	3
4.32	0	0	0	7	8.1	4	August	4.32	0	0	0	7	8.1	4
2.70	1	0	0	10	10.0	3	September	2.70	1	0	0	10	10.0	3
0.00	1	0	0	1	3.0	0	October	0.00	1	0	0	1	3.0	0

PITCHING BREAKDOWN

2012		CAREER												
ERA	W	L	S	G	IP	ER	by CATEGORY	ERA	W	L	S	G	IP	ER
2.70	1	0	1	13	16.2	5	Home	3.25	1	0	1	19	27.2	10
2.41	1	0	0	17	18.2	5	Road	4.57	1	0	0	21	21.2	11
0.53	1	0	0	13	17.0	1	Day	0.86	1	0	0	16	21.0	2
4.42	1	0	1	17	18.1	9	Night	6.04	1	0	1	24	28.1	19
0.00	0	0	1	4	5.2	0	Pre-ASG	5.03	0	0	1	14	19.2	11
3.03	2	0	0	26	29.2	10	Post-ASG	3.03	2	0	0	26	29.2	10
—	0	0	0	0	0.0	0	Starter	—	0	0	0	0	0.0	0
2.55	2	0	1	30	35.1	10	Reliever	3.83	2	0	1	40	49.1	21

BALLPARK BREAKDOWN

	ERA	W	L	S	G	IP	ER
Ballpark in Arlington	0.00	1	0	0	3	2.2	0
Camden Yards	5.40	0	0	0	1	1.2	1
Chase Field	0.00	0	0	0	1	1.1	0
Comerica Park	13.50	0	0	0	2	2.0	3
Coors Field	6.00	0	0	0	3	3.0	2
Fenway Park	INF	0	0	0	1	0.0	4
Kauffman Stadium	0.00	0	0	0	1	1.0	0
O.co Coliseum	2.70	1	0	1	13	16.2	5
PETCO Park	4.09	0	0	0	6	11.0	5
Progressive Field	5.40	0	0	0	2	1.2	1
Rogers Centre	0.00	0	0	0	2	1.1	0
Safeco Field	0.00	0	0	0	1	1.0	0
Target Field	0.00	0	0	0	2	2.0	0
U.S. Cellular Field	0.00	0	0	0	1	2.0	0
Yankee Stadium	0.00	0	0	0	1	2.0	0

FIELDING STATISTICS

Pitcher		Year	Pct.	G	PO	A	E	TC	DP
		2011	1.000	10	1	2	0	3	0
		2012	1.000	30	0	2	0	2	0
		Totals	1.000	40	1	4	0	5	0

SCRIBNER'S CAREER BESTS

Low Hit Complete Game: None
Innings Pitched: 3.0 (three times), last: October 3, 2012 vs. Texas
Strikeouts: 3 (five times), last: September 26, 2012 at Texas
Longest Winning Streak: 2, September 25, 2012 to present
Longest Losing Streak: None
Longest Scoreless Streak: 11.0, June 10 to July 28, 2012

**INFIELDER****Height/Weight:** 6-0 / 185**Bats/Throws:** Right / Right**Birthdate:** January 4, 1985**Opening Day Age:** 28**Birthplace/Resides:** Virginia Beach, Virginia / Chesapeake, Virginia**Major League Service:** 2 years, 46 days**Obtained:** Acquired from the Detroit Tigers for pitcher David Purcey, May 27, 2011**Contract Status:** First year of a one-year contract through 2013.**CAREER HIGHLIGHTS**

Missed the entire 2012 season after tearing his left ACL during the spring...was acquired May 27, 2011 from Detroit for pitcher David Purcey...batted .249 with 11 home runs and 52 RBI in 93 games with Oakland after hitting .223 with three home runs and 18 RBI in 65 games in two seasons with the Tigers...was originally drafted by Detroit in the 5th round of the 2006 First-Year Player Draft...is a .300 (558-for-1860) hitter in 486 minor league games over six professional seasons...also has 248 walks for a .388 on-base percentage...named the Tigers' Minor League Player of the Year and was a *Baseball America* First-Team Minor League All-Star in 2009...was also selected to participate in the Futures Game that year...was named the Tigers' seventh-best prospect by *Baseball America* following the 2008 season, the third best in 2007 and the 10th best in 2006.

2012 HIGHLIGHTS

Missed the entire season after tearing the anterior cruciate ligament in his left knee in the team's first full-squad workout Feb. 27 in Phoenix...was placed on the 60-day disabled list March 3 and underwent successful reconstructive surgery March 21...the surgery was performed by Dr. Douglas Freedberg of the Arizona Sports Medicine Center of Scottsdale.

CAREER

2011—Was acquired from Detroit May 27 for David Purcey and was promoted to Oakland June 6...started 88 of the A's final 102 games at third base, batting .249 with 11 home runs and 52 RBI in 93 games...during his period with Oakland, his home runs were second most on the team and the RBI tied for second best...however, led the A's with 93 strikeouts over that span...had a .433 slugging percentage with the A's as 33 of his 76 hits were for extra bases (21 doubles, 1 triple)...also hit .222 in 17 games with the Tigers and had a .245 batting average, 11 home runs, 56 RBI and 112 strikeouts in 110 games overall...batted .360 with runners in scoring position, including .385 with RISP and two outs...ranked sixth in the American League in batting with RISP and two outs...hit .199 with the bases empty compared to .302 with runners on...batted .294 (35-for-119) against left-handed pitching, .221 (55-for-249) against right-handers...hit nine of his 11 home runs against righties...had seven home runs in 41 day games for a .486 slugging percentage...hit four home runs in 69 games at night (.346 slugging)...went 3-for-4 with a double, home run and seven RBI as a pinch-hitter...tied for the AL lead in pinch RBI (Shelley Duncan, CLE) and tied for 10th in pinch hits...is now 4-for-8 (.500) with a double, two home runs and 10 RBI in his career in the pinch...hit .163 when leading off an inning...committed 13 errors in 91 games at third base, all with Oakland, for a .934 fielding percentage...that was the lowest mark by an Athletic with at least 81 games at third base since Mike Blowers had a .927 mark in 1998...also made 17 starts at second base, all with Detroit, and had a .964 fielding percentage and three errors in 18 games overall at second...hit six of his 11 home runs while batting ninth, which tied for second most among AL number nine hitters...began the season at Triple-A Toledo and was batting .408 with two home runs and 15 RBI in 23 games when he was recalled by Detroit May 3...was leading the International League in batting and on-base percentage (.495) at the time of his promotion...went 3-for-4 with a double in his 2011 debut May 3 against New York...stole the first base of his career the next day against the Yankees...hit .263 over his first 10 games but then went 4-for-25 (.160) over his final seven games...started 17 of 20 games at second base during his stint with the Tigers before he was traded to the A's May 27...was assigned to Triple-A Sacramento following the trade and batted .267 with a home run and three RBI in nine games...that gave him a .368 batting average, three home runs and 18 RBI in 32 minor league games overall...was promoted to Oakland June 6 and spent the remainder of the

season with the A's...hit .343 over his first 21 games with Oakland through July 3...then went 14-for-90 (.156) over his next 29 contests from July 4 to Aug. 9...that included a career-high-tying 0-for-18 streak from July 8-16...had his first career walk-off hit July 16, a RBI single in the bottom of the 10th inning in the second game of a doubleheader against Los Angeles...had a career-high-tying three walks and three runs scored July 26 against Tampa Bay...belted his first career triple the next day against the Rays...hit .300 over a 17-game span from Aug. 10-29...12 of his 18 hits over that stretch were for extra bases (10 doubles, two home runs)...had his first career four-hit game at New York Aug. 24...doubled twice, his third two-double game over an 11-game span...finished August with 11 doubles, which tied for second in the AL...it was the second-best August double total in Oakland history, falling one short of Jason Giambi's record of 12 in 1999...homered in back-to-back games for the first time in his career, Aug. 25 at New York and Aug. 26 at Boston...hit .263 with four home runs and 17 RBI in September...the home runs and RBI were the best single-month totals of his career...connected for a pinch-hit grand slam off Yoshinori Tateyama in the sixth inning Sept. 10 at Texas...it was his first career grand slam and second career pinch home run (Sept. 18, 2010 at Chicago)...it was the first pinch grand slam by an Athletic since Erubiel Durazo July 10, 2004 at Cleveland...his four RBI were a career high...hit safely in each of his final five games from Sept. 24-28 (7-for-16, .438), matching the longest hitting streak of his career (also Aug. 23-27, 2011).

2010—Opened the season as the Tigers starting second baseman before he split time between Detroit and Triple-A Toledo...made his Major League debut April 5 at Kansas City...became the first Tigers player to make his debut as the club's starting second baseman on Opening Day since Jake Wood did so in 1961...collected his first ML hit April 9 against Cleveland, a single in the fifth inning off David Huff...belted his first home run April 30 against Los Angeles (AL), a solo shot off Joel Pineiro...optioned to Toledo May 15...compiled a 13-game hitting streak May 23-June 5, batting .434 with five doubles, a home run and five RBI...was sidelined from June 22 to July 5 with a right groin strain...recalled by the Tigers July 21 and saw action in six games with Detroit before he was optioned back to Toledo July 29...posted a 10-game hitting streak Aug. 21-31, batting .342 with four doubles, a home run and eight RBI...recalled by the Tigers for the remainder of the season Sept. 7...belted a game-winning, pinch-hit, three-run home run in the eighth inning Sept. 18 at Chicago's U.S. Cellular Field as the Tigers defeated the White Sox 6-3...he became the first Tigers rookie to connect for a game-winning, pinch-hit home run since Tim Corcoran did so Aug. 14, 1977 as he belted a solo home run in the eighth inning to lead the Tigers to a 6-5 win over the Twins at Tiger Stadium.

2009—Tabbed the Tigers Minor League Player of the Year as he combined to hit .308 with 88 runs scored, 39 doubles, five triples, 17 home runs, 66 RBI and 21 stolen bases in 130 games with Double-A Erie and Triple-A Toledo...selected to *Baseball America's* First-Team Minor League all-star squad...earned a spot on the U.S. Team for the Futures Game held at Busch Stadium prior to Major League Baseball's All-Star Game...collected a single and scored a run in the game...tied for the lead in the Eastern League with seven home runs during May...hit .307 with 10 doubles and 20 RBI in 29 games during the month...transferred to Toledo June 15...connected for a season-high two home runs Aug. 1 against Buffalo...batted .315 in 28 games during August...hit .315 against right-handed pitchers compared to .291 against left-handers...batted .354 with runners in scoring position...named the 10th-best prospect in the Tigers organization following the season by *Baseball America*...also tabbed the best hitter for average and rated as possessing the best strike-zone discipline in the organization...batted .368 with three home runs and nine RBI in six games with Peoria in the Arizona Fall League before his stint in the league was cut short due to injury...underwent surgery on his left ankle for his fractured fibula and the associated instability, a procedure performed by Dr. Stephen Lemos at the Detroit Medical Center Oct. 27.

2008—Selected to the Florida State League's Midseason All-Star squad with Single-A Lakeland, before being sidelined for the remainder of the season after landing on the disabled list June 3 with a left wrist fracture...fared better against left-handed pitchers, hitting .344...batted .261 versus right-handed pitchers...hit .316 with runners in scoring position...hit .370 with five doubles, two home runs and nine RBI over a 13-game stretch from April 4-16...collected a season-high four RBI April 15 vs. Sarasota...matched the RBI May 4 at St. Lucie...named the seventh-best prospect and best hitter for average in the Tigers organization following the season by *Baseball America*.

2007—Finished fourth in the Midwest League with 33 doubles for Single-A West Michigan...also ranked fifth with 73 walks and tied for fifth with 78 runs scored...was the third-hardest batter to strike

out, fanning once every 8.83 plate appearances...tabbed the best defensive second baseman in the league by *Baseball America*...garnered ML Player of the Week honors for June 25-July 1 after hitting .400 with six runs, three doubles, a triple, home run and seven RBI in seven games...posted a season-high 10-game hitting streak July 7-19, batting .422...hit .322 with 11 doubles in 22 games during July...saw action in all nine of West Michigan's games during the Midwest League playoffs, hitting .303 with 10 runs, two home runs and four RBI...named the third-best prospect, best hitter for average and rated as possessing the best strike-zone discipline in the Tigers organization following the season by *Baseball America*...played with Peoria in the Arizona Fall League, hitting .356 with two home runs and 18 RBI in 21 games...led the league in triples (4), finished third in batting and was fourth in hits (32) and RBI.

2006—Selected to participate in the New York-Penn League's All-Star game in his professional debut with Single-A Oneonta...led the NY-P League with 294 at-bats, 49 runs and 96 hits, while he was second with a .327 batting average and 128 total bases and fifth with a .394 on-base percentage...topped all league shortstops with 42 double plays...named to *Baseball America's* Short-Season Single A All-Star squad...hit .372 in June...selected the NY-P League Player of the Week for July 10-16 after hitting .333 with four runs, a double, triple, two home runs and 11 RBI in six games...posted a season-best 14-game hitting streak July 13-29 (.444)...collected a season-high five hits in a 26-inning game July 20 at Brooklyn...hit .322 during July and .327 in August...named the ninth-best prospect in the New York-Penn League and 10th-best prospect in the Tigers organization following the season by *Baseball America*.

PERSONAL/MISCELLANEOUS

Scott Daniel Sizemore was originally signed by Detroit scout Bill Buck...is married, Brooke...has a daughter, Layla...attended Virginia Commonwealth University and hit .334 with 142 runs scored, 107 RBI and 40 stolen bases in 156 games...was a second-team All-Colonial Athletic Association selection as a junior in 2006 after hitting .302 with 43 runs and 13 stolen bases in 47 games...earned first team honors in 2005 and was tabbed a third-team All-American by the National Collegiate Baseball Writers Association and Louisville Slugger after hitting .364 with 57 runs, 24 doubles, 56 RBI and 19 stolen bases in 55 games...hit .332 in 54 games as a freshman...played with Harwich in the Cape Cod League during the summer of 2005, earning all-star honors after hitting .303.

LIFETIME PLAYING RECORD

Year	Club	AVG	G	AB	R	H	2B	3B	HR	RBI	SH	SF	HP	BB	SO	SB	CS	SLG	OBP	E
2006	Oneonta	.327	70	294	49	96	15	4	3	37	3	2	2	32	47	7	5	.435	.394	16
2007	West Michigan	.265	125	438	78	116	33	5	4	48	4	6	9	73	60	16	10	.390	.376	15
2008	Lakeland	.286	53	203	32	58	11	1	4	20	1	3	3	24	44	14	3	.409	.365	8
2009	Erie	.307	59	228	39	70	17	4	9	33	3	1	2	35	46	7	3	.535	.402	12
	Toledo	.308	71	292	49	90	22	1	8	33	5	0	4	29	49	14	1	.473	.378	9
2010	Toledo	.298	76	299	49	89	23	1	9	37	1	2	9	31	77	2	2	.472	.378	7
	DETROIT	.224	48	143	19	32	7	0	3	14	4	1	0	15	40	0	0	.336	.296	8
2011	Toledo	.408	23	76	17	31	7	1	2	15	1	1	2	12	19	3	1	.605	.495	3
	DETROIT	.222	17	63	8	14	1	0	0	4	1	0	0	10	19	1	1	.238	.329	3
	Sacramento	.267	9	30	11	8	2	0	1	3	0	1	0	12	4	2	1	.433	.465	1
2012	OAKLAND	.249	93	305	42	76	21	1	11	52	4	1	2	43	93	4	2	.433	.345	13
ML Totals		.239	158	511	69	122	29	1	14	70	9	2	2	68	152	5	3	.382	.329	24

CAREER TRANSACTIONS

2006 — Selected by the Detroit Tigers organization in the fifth round of the First-Year Player Draft. **2011** — Traded to the Oakland Athletics for pitcher David Purcey, May 27. **2012** — On the disabled list, March 3 to October 28.

VS. THE AMERICAN LEAGUE

2012		CAREER								
AVG.	AB	H	HR	RBI	vs. TEAM	AVG.	AB	H	HR	RBI
—	0	0	0	0	Baltimore	.263	19	5	0	1
—	0	0	0	0	Boston	.077	26	2	1	2
—	0	0	0	0	Chicago	.400	15	6	3	8
—	0	0	0	0	Cleveland	.235	34	8	0	6
—	0	0	0	0	Detroit	.333	12	4	0	1
—	0	0	0	0	Kansas City	.300	40	12	1	7
—	0	0	0	0	Los Angeles	.214	56	12	1	3
—	0	0	0	0	Minnesota	.158	38	6	0	4
—	0	0	0	0	New York	.289	38	11	1	6
—	0	0	0	0	Oakland	—	0	0	0	0
—	0	0	0	0	Seattle	.306	49	15	4	11
—	0	0	0	0	Tampa Bay	.324	34	11	0	4
—	0	0	0	0	Texas	.132	53	7	2	8
—	0	0	0	0	Toronto	.186	43	8	0	4

VS. THE NATIONAL LEAGUE

2012		CAREER								
AVG.	AB	H	HR	RBI	vs. TEAM	AVG.	AB	H	HR	RBI
—	0	0	0	0	Arizona	.583	12	7	1	3
—	0	0	0	0	Florida	.000	6	0	0	0
—	0	0	0	0	New York	.250	12	3	0	0
—	0	0	0	0	Philadelphia	.222	9	2	0	1
—	0	0	0	0	Pittsburgh	.125	8	1	0	0
—	0	0	0	0	San Francisco	.286	7	2	0	1

MONTHLY BREAKDOWN

2012		CAREER								
AVG.	AB	H	HR	RBI	by MONTH	AVG.	AB	H	HR	RBI
—	0	0	0	0	April	.254	63	16	1	5
—	0	0	0	0	May	.186	97	18	0	7
—	0	0	0	0	June	.293	58	17	1	7
—	0	0	0	0	July	.216	102	22	3	17
—	0	0	0	0	August	.236	89	21	3	12
—	0	0	0	0	September	.292	96	28	6	22
—	0	0	0	0	October	.000	6	0	0	0

BATTING BREAKDOWN

2012		CAREER								
AVG.	AB	H	HR	RBI	by CATEGORY	AVG.	AB	H	HR	RBI
—	0	0	0	0	Home	.246	256	63	5	32
—	0	0	0	0	Road	.231	255	59	9	38
—	0	0	0	0	Day	.255	200	51	8	31
—	0	0	0	0	Night	.228	311	71	6	39
—	0	0	0	0	Pre-ASG	.240	254	61	5	26
—	0	0	0	0	Post-ASG	.237	257	61	9	44
—	0	0	0	0	vs. LHP	.274	168	46	4	21
—	0	0	0	0	vs. RHP	.222	343	76	10	49
—	0	0	0	0	RISP	.320	122	39	4	55
—	0	0	0	0	Loaded	.333	12	4	1	17
—	0	0	0	0	Pinch Hitter	.500	8	4	2	10
—	0	0	0	0	Designated Hitter	.000	4	0	0	0

BALLPARK BREAKDOWN

	AVG.	AB	H	HR	RBI
Angel Stadium	.316	19	6	0	0
Ballpark in Arlington	.171	35	6	2	7
Camden Yards	.182	11	2	0	0
Citi Field	.250	12	3	0	0
Citizens Bank Park	.222	9	2	0	1
Comerica Park	.248	101	25	1	6
Fenway Park	.111	18	2	1	2
Kauffman Stadium	.000	4	0	0	0
O.co Coliseum	.244	156	38	4	26
PNC Park	.125	8	1	0	0
Progressive Field	.182	22	4	0	4
Rogers Centre	.250	24	6	0	3
Safeco Field	.300	30	9	2	7
Target Field	.067	15	1	0	1
Tropicana Field	.267	15	4	0	0
U.S. Cellular Field	.400	15	6	3	8
Yankee Stadium	.412	17	7	1	5

FIELDING STATISTICS

Second Base

YEAR	PCT.	G	PO	A	E	TC	DP
2010	.955	40	59	90	7	156	24
2011	.964	18	22	59	3	84	12
Totals	.958	58	81	149	10	240	36

Third Base

YEAR	PCT.	G	PO	A	E	TC	DP
2010	.933	6	7	7	1	15	1
2011	.934	91	54	129	13	196	10
Totals	.934	97	61	136	14	211	11

SIZEMORE'S CAREER BESTS

Hits: 4, August 24, 2011 at New York (AL)

Home Runs: 1 (14 times), last: September 27, 2011 at Seattle

Runs Batted In: 4, September 10, 2011 at Texas

Stolen Bases: 1 (five times), last: September 28, 2011 at Seattle

Hitting Streak: 5 (twice), last: September 24, 2011 to present

Hitless Streak (At Bats): 18 (twice), last: July 8 to 16, 2011


Grand Slams: 1, September 10, 2011 at Texas (Yoshinori Tateyama).

Pinch-Hit Home Runs: 2, September 10, 2011 at Texas (Yoshinori Tateyama); September 18, 2010 at Chicago (Chris Sale)

Inside-The-Park Home Runs: None.

Game Ending Home Runs: None.

Lead Off Home Runs: None.

**OUELFIDER****Height/Weight:** 6-3 / 210**Bats/Throws:** Left / Left**Birthdate:** September 30, 1982**Opening Day Age:** 30**Birthplace/Resides:** Jackson, Mississippi / Brandon, Mississippi**Major League Service:** 4 years, 119 days**Obtained:** Acquired from the Colorado Rockies for pitchers Guillermo Moscoso and Josh Outman, January 16, 2012**Contract Status:** First year of a one-year contract through 2013.**CAREER HIGHLIGHTS**

Hit .240 with 14 home runs and 52 RBI in 125 games in his first season with Oakland after spending the first eight seasons of his professional career in the Colorado organization...made his Major League debut with the Rockies in 2007 and batted .275 with 51 home runs and 181 RBI in 487 games over five seasons with the Rockies...has made 207 career starts in left field, 140 in right field and seven in center field...also has a .318 (50-for-157) career average as a pinch hitter with 12 doubles, five triples, five home runs and 39 RBI (.554 slugging percentage)...went 2-for-15 (.133) in five postseason games with the A's after going 4-for-11 (.364) with a double and two RBI in nine postseason games with the Rockies in 2007 and 2009...led the majors and set a single-season Rockies record with a .472 average as a pinch hitter in 2009...tied for the minor league lead with 46 doubles in 2006 at Tulsa.

2012 HIGHLIGHTS

Batted .240 with 14 home runs and 52 RBI in 125 games in his first season with the A's...has hit between 14 and 17 home runs and driven in between 52 and 59 runs in each of his last four seasons...his batting average was the lowest mark of his career and his .420 slugging percentage was the lowest of his four full seasons...walked a career-high 50 times and had a .333 on-base percentage...also had a career-high 98 strikeouts...batted .259 (81-for-313) with 12 of his 14 home runs and 44 of his 52 RBI against right-handed pitching compared to .157 (11-for-70) against left-handers...had 35 of his 39 extra base hits against righties for a .454 slugging percentage...slugged .271 against lefties...made just nine starts in games started by a left-handed pitcher, none after July 30...now has a .283 (392-for-1385) career average against right-handers with 59 of his 65 home runs...is hitting lefties at a .191 (54-for-283) clip...has a .503 career slugging percentage against right-handers compared to .307 against left-handers...started 58 games in the outfield (49 in left field, nine in right field) and 43 at designated hitter...hit .254 with 12 of his 14 home runs in 66 games overall in the outfield, compared to .236 as the designated hitter...was also 4-for-20 (.200) with a double, five RBI, a walk and eight strikeouts as a pinch hitter...tied for fourth among American League pinch hitters in RBI and strikeouts...is a .318 (50-for-157) career hitter in the pinch with five home runs and 39 RBI...since 2007, he has the best batting average and slugging percentage (.554) among pinch hitters with 100 or more plate appearances and the second best on-base percentage (.409)...is also second in RBI...hit 10 home runs in 45 games and 139 at bats during the day (13.9 at bats per home run) compared to four home runs in 80 games and 248 at bats at night (62.0 at bats per home run)...his at bats per home run ratio during the day tied for sixth best in the AL (min. 100 PA)...had eight home runs and 27 RBI in 76 games before the All-Star Break, six home runs and 25 RBI in 49 games after the break...hit .249 before the break, .228 after the break...batted .167 with runners in scoring position and two outs...was 5-for-9 (.556) with three doubles with the bases loaded...ranked second in the AL in bases loaded doubles...started games at every spot in the batting order except leadoff...saw his most action with 39 games batting fifth...hit .327 in interleague play compared to .228 against AL competition...now has a .301 (49-for-163) career interleague average.

OAKLAND: Was the A's eighth different Opening Day starter at designated hitter in the last eight years...played in the 500th game of his career April 19 at Los Angeles (AL)...hit his first home run of the season April 22 against Cleveland, a two-run shot off Justin Masterson in the fourth inning...that snapped a career-high 45-game homerless streak...his previous high was 35 (June 22-July 31, 2011)...it was his first home run since Aug. 23, 2011 against Houston...it also snapped a career-long streak of 17 consecutive games without an extra base hit dating back to 2011...went 0 for 4 with four strikeouts April 30 at Boston, the first four-strikeout game of his career...made 14 of his first 19 starts through

May 2 at designated hitter and batted .215 with two home runs and seven RBI in 24 games total over that span...started 33 of his next 40 games in the outfield through July 2, hitting .271 with six home runs and 20 RBI in 48 games over that span...went 4-for-5 June 4 against Texas, his second career four-hit game...had a season-high seven-game hitting streak from June 7 to 14...went 12-for-23 (.522) with five runs, four doubles, two home runs, eight RBI and five walks over that stretch...then hit .156 over a 17-game stretch from June 15 to July 4...homered in back-to-back games July 14 and 15 at Minnesota, the sixth time in his career he homered in two straight games...his home run on the 15th was his 10th of the season, marking his fourth consecutive season with double figures in home runs...matched his career high with five RBI July 27 at Baltimore, despite not entering the game until the sixth inning...became the third player in Oakland history to drive in five runs off the bench (Mickey Tettletton, Aug. 24, 1986 and Erubiel Durazo, July 10, 2004)...had a pinch-hit three-run double in the sixth inning and a two-run double in the ninth inning...the two doubles matched his career high...went 4-for-29 (.138) over a nine-game span from July 25 to Aug. 2...was placed on the 15-day disabled list Aug. 3 with a strained left hamstring...went 2-for-3 with Sacramento on a one-game rehab assignment Aug. 20 and was reinstated from the DL Aug. 21...hit .248 over his final 33 games...went 17-for-50 (.340) over his first 14 games following his return...then went 9-for-55 (.164) with 21 strikeouts over his final 19 games...matched his career-high with three runs Aug. 28 at Cleveland and Sept. 20 at Detroit...committed his first error of the season Sept. 10 at Los Angeles (AL) after starting the season with 56 errorless games in the outfield...went 3-for-4 with a double, home run and four RBI Sept. 20 at Detroit...the double was the 100th of his career...snapped a 0-for-19 streak Sept. 30 against Seattle...that included a streak of five consecutive pinch hitting appearances with a strikeout...started all five games of the ALDS against Detroit at designated hitter and went 2-for-15 (.133) with a double and a home run...led the A's with three RBI and tied for the lead with three walks.

CAREER

2011—Spent the entire season as one of the Rockies regular outfielders, seeing time in both right field (97 starts) and left field (22)...had career-highs in several offensive categories, including games (147), at bats (476), runs (67), hits (135), doubles (32), triples (9), RBI (59), extra-base hits (56) and stolen bases (10)...his 15 home runs and .284 batting average were second best...tied for fifth in the National League in triples...batted .299 with 14 of his 15 home runs and 47 of his 59 RBI against right-handed pitching...hit .217 against left-handers...slugged .526 against right-handers compared to .304 against lefties...hit .285 with nine home runs and 38 RBI at home compared to .282 with six home runs and 21 RBI on the road...had a .230 average with runners in scoring position...hit over .300 in four different months (.306 in April, .303 in May, .308 in June and .306 in August)...hit seven of his 15 home runs in August but had none in July and September...batted .314 when leading off an inning...went 8 for 22 (.364) with two RBI as a pinch hitter...the average tied for third best in the NL (min. 25 PA)...batted .306 with 11 of his 15 home runs in 51 games batting sixth...tied for second among NL six hitters in home runs (Stanton, FLA 15)...also hit fifth 47 times...had five outfield assists...committed five errors, all in his 107 games in right field...did not have any errors and logged four of his assists in 25 games as a left fielder...was the Rockies Opening Day starter in right field April 1 against Arizona and went 3-for-6 with a double...doubled in each of his first three games and batted .313 with seven doubles, a triple and two home runs over his first 12 games through April 17...had a career-high nine-game hitting streak from May 10-20...went 14-for-34 (.412) with four doubles, a triple, two home runs, six RBI and four walks...capped the streak with back-to-back three-hit games May 19 at Philadelphia and May 20 at Milwaukee...matched his hitting streak best with another nine-game streak from June 4-12 (11-for-27, .407)...had his fourth career two-homer game June 21 at Cleveland...went 3-for-4 in that game to lift his average to a season-high .316...then hit .258 over his final 86 games...had a 35-game homerless streak from June 22 to July 31...ended that streak Aug. 1 against Philadelphia when he went deep off Cole Hamels...it was his first home run off a left-handed pitcher since Sept. 5, 2009 against Arizona...had his fifth career two-homer game Aug. 8 at Cincinnati...both home runs were two-run shots and he drove in a season-high four runs...hit seven of his 15 home runs over a 21-game span from Aug. 1 to 23...then went homerless over his final 30 games...went 3-for-4 with a pair of triples Sept. 6 against Arizona to boost his average to .292...then went 14-for-62 (.226) over his final 19 games to finish the year at .284.

2010—Spent the entire season on the Rockies active roster for the second straight season...hit .246 with 19 doubles, five triples, 17 home runs and 52 RBI in 133 games...the home runs were a career-high but his .314 on-base percentage was a career-low...hit .261 with all 17 of his home runs and 48 of his 52 RBI against right-handed pitching compared to .154 against left-handers...batted .284 with 12 home

runs and 33 RBI at home compared to .209 with five home runs and 19 RBI on the road...hit 12 of his 17 home runs prior to the All-Star break...also hit .287 with 38 RBI and 24 extra-base hits before the break compared to .192 after the break...batted .299 in May, .295 in June and .311 in July...then hit .115 in August and .180 in September...started 82 games, including 59 in left field and 23 in right field...was also 7 for 37 (.189) with two home runs and 12 RBI as a pinch hitter...hit in every position in the batting order, with his best slot coming as the leadoff hitter where he hit .282 with three homers and nine RBI...had the second two-homer game of his career April 25 against Florida...had his third career two-homer game May 26 against Arizona...his walk-off home run July 6 against St. Louis capped the Rockies historic nine-run, ninth inning comeback...Colorado trailed 9-3 entering the bottom of the ninth but went on to win 12-9.

2009—Spent the entire season with the Major League club for the first time in his career, hitting .293 with 15 home runs and 55 RBI...had career-highs in batting, on-base percentage (.378) and slugging percentage (.510)...hit .345 at Coors Field...batted .259 with three home runs off left-handed pitching, after entering the season hitless off lefties in his career (0-for-11)...hit .330 with 31 of his 55 RBI in the seventh inning or later...finished seventh in the National League with a .254 batting average with two strikes...led the majors and set a single-season Rockies record with a .472 average as a pinch hitter...also led the majors in extra base hits (9) and tied for second in hits (17)...reached base in 27 of 48 plate appearances in the pinch (.574 on-base percentage) and slugged .861...made 76 starts in left field, playing all of his defensive innings at that position...was on the Opening Day roster for the first time in his career...made first career Opening Day start April 6 against Arizona and hit the game-tying home run in the seventh inning...had the game-winning two-run home run off Tim Lincecum Aug. 23 against San Francisco...had a career-best four hits Sept. 4 against Arizona...had his first career two-homer game Sept. 6 against the Diamondbacks...was named National League Player of the Week for the period ending Sept. 6 after leading all NL players in batting (.542), doubles (5), total bases (30) and runs (10)...appeared in three NLDS games against Philadelphia and went 1-for-5 (.200)...he appeared as a pinch-hitter in Games 2 and 3 before finally making his first playoff start in Game 4.

2008—Recalled from the minors three times...recorded all 28 hits off right-handed pitchers and finished 0-for-11 against lefties...hit .292 with runners in scoring position...hit .257 as a pinch-hitter with a .381 on-base percentage and .514 slugging percentage...had five extra-base hits as a pinch hitter, which tied for third-most in the majors...had two pinch home runs, which tied for second in the majors...one of his pinch homers was an inside-the-park shot July 18 against Pittsburgh...it was his first career pinch hit home run...socked his first career home run, a go-ahead three-run shot off John Maine, in his second career start May 25 against New York (NL)...it marked his first career regular season RBI...made his first career start in left field June 8 against Milwaukee after making his previous 10 starts in right field...optioned back to Colorado Springs July 8 but was recalled the following day...made his first career start in center field Aug. 15 at Washington...it marked his first start at any position since he was recalled July 9...completed his Triple-A season hitting .323 with 10 home runs and 53 RBI in 68 games...recorded an 11-game hitting streak from May 6-17; hit .452 (19-for-42) with three doubles, a triple, four home runs and 11 RBI during the streak...named a starter for the 2008 Triple-A All-Star game in Louisville but did not play due to his call up.

2007—Spent the entire regular season at Colorado Springs, batting .317 with 17 home runs and 82 RBI in 129 games...ranked ninth in the Pacific Coast League in batting...added a .381 on-base percentage and a .528 slugging percentage...batted .349 with 13 home runs and 57 RBI over his final 81 games beginning June 3...hit for the cycle Aug. 17 vs. Las Vegas, going 5-for-6 with two home runs, four RBI and five runs scored...his arrival in the big leagues was delayed following a shoulder injury at the end of the Triple-A season...was selected by Colorado Sept. 16 and made his Major League debut...went 5-for-8 (.625) with four runs in seven games, including 5-for-7 (.714) with a triple as a pinch-hitter...made his debut Sept. 16 against Florida, going 0-for-2 as pinch-hitter/right fielder...recorded his first major league hit Sept. 21 at San Diego (Doug Brocail)...collected his first career triple Oct. 1 vs. San Diego in the tiebreaker game...appeared in six of 11 postseason games for the Rockies, all as a pinch-hitter, and went 3-for-6 (.500) with one double and two RBI...hit a two-out, pinch-hit two-run double in the fourth inning in Game 4 of the LCS Oct. 15 vs. Arizona to give the Rockies a 2-1 lead.

2006—In his first season at the Double-A level, batted .294 with 15 home runs, 46 doubles, and 71 RBI in 130 games with Tulsa...the doubles tied with Reds prospect Joey Votto (Chattanooga) for the overall

minor league lead...ranked among the Texas League leaders in extra base hits (4th, 65) and hits (5th, 154)...the extra base hits led the Rockies organization and tied for 11th-most in the minors...hit nearly as well against lefties (.286) as he did against right-handers (.296)...batted .444 (20-for-45) during a season-high 11-game hitting streak from May 23 to June 2...named Texas League Player of the Week twice: June 19-25 and July 31 to Aug. 6...batted .387 (12-for-31) with three home runs and nine RBI during the latter week...went 2-for-7 (.286) with one RBI in two games in the Texas League playoffs

2005—Rated as the eighth-best prospect in the Rockies system by *Baseball America* entering the year... hit .300 with 45 doubles, nine home runs and 72 RBI in 129 games for Modesto...ranked second in the California League and tied for fifth in all of minor league baseball in doubles...led his team in games, hits (160) and doubles...had 15 outfield assists, which tied for the league lead...compiled a 16-game hitting streak from May 27 to June 14, batting .380 (27-for-71) over that span...reached base safely in 39 consecutive home games from April 9 to July 5, which was the longest such streak in the league all season...batted .316 (6-for-19) with four RBI in five postseason games.

2004—Spent the majority of his first pro season at Casper, where he was named a Pioneer League All-Star and selected to *Baseball America*'s Rookie Level All-Star Team...ranked second in the league in batting (.369) and slugging (.601), fourth in RBI (61) and extra-base hits (33) and tied for fourth in doubles (21)...was promoted to Tri-City Aug. 27 and played in nine games for the Dust Devils...combined for 93 hits to tie Juan Pierre (Portland, 1998) for the most ever by a Colorado short-season player... following the season, was named the 10th-best prospect in the Pioneer League by *Baseball America*.

PERSONAL/MISCELLANEOUS

Garry Seth Smith was originally signed by Rockies scout Damon Iannelli...is married, Lindsay, and has a daughter, Sienna Elizabeth, (April, 2009)...lettered in baseball at Hillcrest Christian High School (Jackson, MS)...helped lead Hillcrest to Class 4A baseball state championships in 1997 and 1998... hit .434 as a freshman, .483 as a sophomore, .400 as a junior, and .500 as a senior...named Mississippi Private School Association 4A MVP in football...was named all-conference in basketball (twice) and soccer (three times)...selected by Arizona in the 48th round of 2001 First-Year Player Draft, but went to Ole Miss...played three seasons at Mississippi where he finished 9th on the school's career hit list with 220...was a preseason all-American as a junior in 2004, batting .284 with 7 HR and 40 RBI...earned second-team all-SEC honors...was named to *Collegiate Baseball's* Freshman All-American Team in 2002 and was also named to first team all-conference...on the gridiron, Seth was the backup quarterback to Eli Manning but never saw a snap in three seasons...majored in political science...was a member of the USA National Team that won a silver medal at the Pan American Games in 2003...batted .322 with 4 homers and 9 RBI for Team USA.

LIFETIME PLAYING RECORD

Year	Club	AVG	G	AB	R	H	2B	3B	HR	RBI	SH	SF	HP	BB	SO	SB	CS	SLG	OBP	E
2004	Casper	.369	56	233	46	86	21	3	9	61	0	2	0	25	47	9	1	.601	.427	5
	Tri-City	.259	9	27	6	7	1	1	2	5	0	1	0	1	3	0	0	.593	.276	1
2005	Modesto	.300	129	533	87	160	45	6	9	72	4	3	1	44	115	5	3	.458	.353	9
2006	Tulsa	.294	130	524	79	154	46	4	15	71	3	0	4	51	74	4	4	.483	.361	5
2007	Colorado Springs	.317	129	451	68	143	32	6	17	82	1	4	10	39	73	7	3	.528	.381	4
	COLORADO	.625	7	8	4	5	0	1	0	0	0	0	0	1	0	0	0	.875	.625	0
2008	Colorado Springs	.323	68	248	55	80	16	2	10	53	0	6	3	46	46	11	0	.524	.426	3
	COLORADO	.259	67	108	13	28	7	0	4	15	0	0	0	15	23	1	0	.435	.350	1
2009	COLORADO	.293	133	335	61	98	20	4	15	55	1	3	2	46	67	4	1	.510	.378	1
2010	COLORADO	.246	133	358	55	88	19	5	17	52	0	3	2	35	67	2	1	.469	.314	3
2011	COLORADO	.284	147	476	67	135	32	9	15	59	0	7	4	46	93	10	2	.483	.347	5
2012	OAKLAND	.240	125	383	55	92	23	2	14	52	0	3	5	50	98	2	2	.420	.333	2
	Sacramento	.667	1	3	0	2	0	0	0	0	0	0	0	1	0	0	0	.667	.750	0
AL Totals		.240	125	383	55	92	23	2	14	52	0	3	5	50	98	2	2	.420	.333	2
NL Totals		.275	487	1285	200	354	78	19	51	181	1	13	8	142	251	17	4	.485	.348	10
ML Totals		.267	612	1668	255	446	101	21	65	233	1	16	13	192	349	19	6	.470	.345	12

CAREER TRANSACTIONS

2001 — Selected by the Arizona Diamondbacks organization in the 48th round of the First-Year Player Draft. **2004** — Selected by the Colorado Rockies organization in the second round of the First-Year Player Draft. **2012** — Traded to the Oakland Athletics for pitchers Guillermo Moscoso and Josh Outman, January 16. On the disabled list, August 3 to 20; included rehabilitation assignment to Sacramento, August 20.

DIVISION SERIES RECORD

Year	Club/Opp.	AVG	G	AB	R	H	2B	3B	HR	RBI	SH	SF	HP	BB	SO	SB	CS	SLG	OBP	E
2007	COL vs. PHI	.500	2	2	1	1	0	0	0	0	0	0	0	0	0	0	0	.500	.500	—
2009	COL vs. PHI	.200	3	5	0	1	0	0	0	0	0	0	0	1	1	0	0	.200	.333	0
2012	OAK vs. DET	.133	5	15	3	2	1	0	1	3	0	0	1	3	6	0	0	.400	.316	0
Totals		.182	10	22	4	4	1	0	1	3	0	0	1	4	7	0	0	.364	.333	0

LEAGUE CHAMPIONSHIP SERIES RECORD

Year	Club/Opp.	AVG	G	AB	R	H	2B	3B	HR	RBI	SH	SF	HP	BB	SO	SB	CS	SLG	OBP	E
2007	COL vs. ARI	.500	2	2	1	1	1	0	0	2	0	0	0	0	0	0	0	1.000	.500	—

WORLD SERIES RECORD

Year	Club/Opp.	AVG	G	AB	R	H	2B	3B	HR	RBI	SH	SF	HP	BB	SO	SB	CS	SLG	OBP	E
2007	COL vs. BOS	.500	2	2	0	1	0	0	0	0	0	0	0	0	1	0	0	.500	.500	—

VS. THE AMERICAN LEAGUE

2012	CAREER									
AVG.	AB	H	HR	RBI	vs. TEAM	AVG.	AB	H	HR	RBI
.286	21	6	1	6	Baltimore	.286	21	6	1	6
.238	21	5	1	4	Boston	.286	28	8	1	5
.167	6	1	0	0	Chicago	.211	19	4	0	2
.250	28	7	1	4	Cleveland	.317	41	13	3	7
.417	24	10	2	6	Detroit	.333	39	13	3	8
.091	11	1	0	0	Kansas City	.185	27	5	0	1
.173	52	9	1	5	Los Angeles	.188	69	13	2	9
.300	20	6	2	3	Minnesota	.333	27	9	2	3
.185	27	5	1	4	New York	.216	37	8	1	5
—	0	0	0	0	Oakland	.250	8	2	1	2
.277	47	13	1	3	Seattle	.286	49	14	1	3
.095	21	2	1	1	Tampa Bay	.115	26	3	1	1
.209	43	9	0	4	Texas	.209	43	9	0	4
.154	13	2	0	1	Toronto	.143	14	2	0	2

VS. THE NATIONAL LEAGUE

2012	CAREER									
AVG.	AB	H	HR	RBI	vs. TEAM	AVG.	AB	H	HR	RBI
.625	8	5	1	3	Arizona	.291	179	52	10	32
—	0	0	0	0	Atlanta	.286	63	18	4	13
—	0	0	0	0	Chicago	.232	56	13	2	8
—	0	0	0	0	Cincinnati	.236	72	17	5	12
.455	11	5	1	4	Colorado	.455	11	5	1	4
—	0	0	0	0	Houston	.340	50	17	1	6
.333	6	2	0	2	Los Angeles	.290	131	38	2	19
—	0	0	0	0	Miami	.355	62	22	4	9
—	0	0	0	0	Milwaukee	.220	59	13	1	8
—	0	0	0	0	New York	.258	66	17	4	11
—	0	0	0	0	Philadelphia	.353	68	24	2	5
—	0	0	0	0	Pittsburgh	.327	55	18	2	6
—	0	0	0	0	St. Louis	.250	36	9	1	3
.143	7	1	1	1	San Diego	.257	152	39	4	17
.176	17	3	0	1	San Francisco	.236	127	30	4	17
—	0	0	0	0	Washington	.152	33	5	2	5

MONTHLY BREAKDOWN

2012	CAREER									
AVG.	AB	H	HR	RBI	by MONTH	AVG.	AB	H	HR	RBI
.250	4	1	0	0	March	.250	4	1	0	0
.193	57	11	2	5	April	.260	215	56	11	35
.257	70	18	2	7	May	.269	301	81	11	35
.296	71	21	4	15	June	.299	285	88	12	48
.203	69	14	3	11	July	.259	293	76	9	40
.270	37	10	1	4	August	.251	239	60	14	37
.225	71	16	2	9	September	.252	314	79	8	36
.250	4	1	0	1	October	.294	17	5	0	2

BATTING BREAKDOWN

2012	CAREER									
AVG.	AB	H	HR	RBI	by CATEGORY	AVG.	AB	H	HR	RBI
.244	176	43	6	21	Home	.284	784	223	37	134
.237	207	49	8	31	Road	.252	884	223	28	99
.215	135	29	10	20	Day	.245	556	136	28	86
.254	248	63	4	32	Night	.279	1112	310	37	147
.249	221	55	8	27	Pre-ASG	.278	891	248	36	127
.228	162	37	6	25	Post-ASG	.255	777	198	29	106
.157	70	11	2	8	vs. LHP	.191	283	54	6	36
.259	313	81	12	44	vs. RHP	.283	1385	392	59	197
.244	90	22	1	35	RISP	.251	398	100	15	158
.556	9	5	0	13	Bases Loaded	.355	31	11	0	30
.200	20	4	0	5	Pinch Hitter	.318	157	50	5	39
.236	161	38	2	19	Designated Hitter	.243	173	42	4	26

BALLPARK BREAKDOWN

	AVG.	AB	H	HR	RBI
AT&T Park	.190	79	15	1	5
Angel Stadium	.176	51	9	1	7
Ballpark in Arlington	.050	20	1	0	1
Busch Stadium	.240	25	6	0	0
Camden Yards	.278	18	5	1	6
Chase Field	.230	87	20	3	11
Citi Field	.292	24	7	0	1
Citizens Bank Park	.378	37	14	1	2
Comerica Park	.263	19	5	2	6
Coors Field	.299	619	185	32	117
Dodger Stadium	.304	69	21	0	4
Fenway Park	.250	8	2	0	2
Great American Ball Park	.229	35	8	4	7
Kauffman Stadium	.154	13	2	0	0
Miller Park	.154	26	4	0	3
Minute Maid Park	.355	31	11	0	1
Nationals Park	.167	18	3	1	3
O.co Coliseum	.244	180	44	7	23
PETCO Park	.291	79	23	2	10
PNC Park	.250	24	6	1	3
Progressive Field	.367	30	11	2	5
Rogers Centre	.000	3	0	0	0
Safeco Field	.259	27	7	1	1
Shea Stadium	.000	1	0	0	0
Sun Life Stadium	.324	34	11	1	4
Target Field	.333	21	7	2	3
Tokyo Dome	.250	4	1	0	0
Tropicana Field	.222	9	2	1	1
Turner Field	.200	25	5	1	3
Wrigley Field	.212	33	7	1	2
Yankee Stadium	.211	19	4	0	2

FIELDING STATISTICS

YEAR	PCT.	G	PO	A	E	TC	DP
2007	—	1	0	0	0	0	0
2008	.977	28	42	1	1	44	0
2009	.993	86	135	4	1	140	1
2010	.981	101	155	4	3	162	2
2011	.978	129	216	5	5	226	0
2012	.983	66	115	3	2	120	0
Totals	.983	411	663	17	12	692	3

SMITH'S CAREER BESTS

Hits: 4 (twice), June 4, 2012 vs. Texas; September 4, 2009 vs. Arizona

Home Runs: 2 (five times), August 8, 2011 at Cincinnati; June 21, 2011 at Cleveland; May 26, 2010 vs. Arizona; April 25, 2010 vs. Florida; September 6, 2009 vs. Arizona

Runs Batted In: 5 (twice), July 27, 2012 at Baltimore; September 6, 2009 vs. Arizona

Stolen Bases: 1 (19 times), last: June 9, 2012 at Arizona

Hitting Streak: 9 (twice), last: June 4 to 12, 2011

Hitless Streak (At Bats): 23, July 30 to August 17, 2010

Grand Slams: None

Pinch-Hit Home Runs: 5, May 27, 2010 vs. Arizona (Dan Haren); April 16, 2010 at Atlanta (Derek Lowe); August 21, 2009 vs. San Francisco (Jeremy Affeldt); August 17, 2008 at Washington (Jesus Colome); July 18, 2008 vs. Pittsburgh (Tyler Yates)

Inside-The-Park Home Runs: 1, July 18, 2008 vs. Pittsburgh (Tyler Yates)

Game Ending Home Runs: 1, July 6, 2010 vs. St. Louis (Ryan Franklin)

Lead Off Home Runs: None.

**INFIELDER****Height/Weight:** 5-10 / 188**Bats/Throws:** Left / Right**Birthdate:** May 22, 1986**Opening Day Age:** 26**Birthplace/Resides:** Phoenix, Arizona / Phoenix, Arizona**Major League Service:** 1 year, 64 days**Obtained:** Acquired from the San Diego Padres with Kevin Kouzmanoff for Scott Hairston and Aaron Cunningham, January 16, 2010**Contract Status:** First year of a one-year contract through 2013.**CAREER HIGHLIGHTS**

Has spent parts of each of the last three seasons with Oakland, hitting .190 with four home runs and 11 RBI in 68 games... was acquired by the A's in the Kevin Kouzmanoff trade in January, 2010 and hit .300 with Sacramento before making his Major League debut with Oakland in September that season... has a .298 average (652-for-2190) in 557 games over six minor league seasons... also has 300 walks for a .382 on-base percentage... named to the Pacific Coast League Midseason All-Star team in 2011 and the Texas League Midseason All-Star team in 2009... was named to the California League Postseason All-Star team in 2008 after leading the league and tying for sixth in the minors with 42 doubles.

2012 HIGHLIGHTS

Split his season between Oakland and Sacramento, batting .167 with two home runs and seven RBI in 37 games with the A's and .331 with five home runs and 22 RBI in 37 games with the River Cats... missed the final two months after he was placed on the disabled list with a strained back... the 37 games were his most in his three seasons in the majors, but the batting average was his lowest... batted .229 with each of his two home runs and six of his seven RBI on the road compared to .134 at home... is a .231 (18-for-78) career hitter on the road with all four of his home runs and 10 of his 11 RBI compared to .158 (16-for-101) at home... all four of his career home runs have come off right-handed pitching... both of his home runs in 2012 came with runners on base... had a .292 batting average when leading off an inning and has a .283 (13-for-46) career average in that situation... hit .267 in the seventh inning or later compared to .088 over the first six innings of a game... now has a .282 (22-for-78) career average from the seventh inning on compared to .119 (12-for-101) over the first six innings... was 2-for-6 (.333) with a double as a pinch hitter and is 3-for-8 (.375) in his career... made 25 starts, including 12 at third base, eight at shortstop and five at second base... made two errors as a third baseman but did not commit an error as a shortstop or second baseman.

OAKLAND: Was the A's Opening Day starter at third base and started 10 of the A's first 21 games at third... hit .167 with two home runs and six RBI in 12 games total over that span... had a career-high three RBI April 15 at Seattle... then started just six of the A's next 21 games from April 28 to May 20, going 2-for-24 (.083) over that stretch... was optioned to Sacramento May 21... was recalled June 16 and went 1-for-3 in a start at third base against Los Angeles (NL) June 20, his only action before he was optioned back to Sacramento June 24... was recalled for a third time July 20 and started seven of the A's 17 games before being placed on the 15-day disabled list Aug. 10 retroactive to Aug. 7 with a strained back... it was his first career stint on the DL... hit .212 in 15 games total during his third stint... began a rehab assignment with Sacramento Aug. 20 and went 2 for 2 in a start at third base before his rehab was halted Aug. 23.

SACRAMENTO: Scored 29 runs and stole 11 bases in his 37 games with Sacramento... added 23 walks for a .417 on-base percentage... struck out just 17 times, his fifth consecutive season with more walks than strikeouts as a minor leaguer... his .331 batting average included a .358 (39-for-109) mark with all five of his home runs and 20 of his 22 RBI against right-handed pitching compared to .271 (13-for-48) against left-handers... had 11 of his 12 extra base hits against righties for a .569 slugging percentage... slugged .292 against lefties... batted .440 with runners on base and two outs... hit .354 with a .430 on-base percentage in 25 games batting leadoff... appeared in 30 games at second base, five at shortstop and three at third base... committed just two errors as a second baseman for a .989 fielding percentage... those were his only two errors... stole a season-high two bases May 24 at Round Rock... scored at least

one run in seven consecutive games from June 3 to 10 (11 runs total)...had his first of four three-hit games June 9 at Colorado Springs...was batting .304 in 18 games when he was sent back to Oakland June 16...then hit safely in 17 of his 18 games following his June 24 option before returning to Oakland July 20...went 29-for-86 (.337) with four home runs and 13 RBI over that span...had a season-high 11-game hitting streak from June 27 to July 12 (18-for-47, .383)...went 3-for-5 with a season-high three RBI June 30 against Colorado Springs...had his lone two-homer game of the season and drove in three runs in a 3-for-7 performance at Tacoma July 17.

CAREER

2011—Spent the first half of the season with Triple-A Sacramento but was called up to Oakland at the All-Star Break...spent the remainder of the season with the A's, hitting .200 with two home runs and four RBI...appeared in just 27 of the A's 70 games after joining the club July 15, making 19 starts (eight at shortstop, eight at third base, three at second base)...hit .237 against right-handed pitching and was 0-for-11 against left-handers...hit both of his home runs off righties on the road with the bases empty...was 2-for-14 (.143) with runners in scoring position...batted .250 at night, .147 during the day...had a .276 average in the seventh inning or later, compared to .146 over the first six innings of a game...was recalled from Sacramento July 15 and made his first start the next day at shortstop in the second game of the doubleheader against Los Angeles...went 1-for-3 with a double and a run scored...it was his first career extra-base hit and run...grounded out in the third inning July 20 at Detroit to score David DeJesus for his first career RBI...hit safely in a career-high four consecutive games July 24 to Aug. 2 (4-for-10, .400)...had a pinch-hit single July 27 against Tampa Bay in his only pinch-hitting appearance of the season...was batting .278 with three walks over his first seven games through Aug. 2...then went 9-for-52 (.173) with one walk over his final 20 games...hit his first Major League home run Aug. 23 at New York, a solo shot off Colon to lead off the third inning...also went deep Sept. 11 at Texas...started eight of the A's final 14 games beginning Sept. 14 (four at shortstop, two at second base, two at third base), hitting .200 (5 for 25) over that stretch...had his first career multiple-hit game Sept. 24 at Los Angeles when he went 2-for-4...hit .298 with five home runs and 37 RBI in 79 games with Sacramento...added 40 walks for a .381 on-base percentage...struck out just 34 times, an average of 10.76 plate appearances per strikeout...ranked fifth in the A's farm system in batting and was seventh in on-base percentage...batted .306 against left-handed pitching, compared to .294 against right-handers...had a .329 average with runners in scoring position but was just 6-for-28 (.214) with RISP and two outs...hit .324 with four of his five home runs and 24 of his 37 RBI in 35 games on the road...batted .275 in 44 home games...had a .344 average with 19 of his 37 RBI in the seventh inning or later...batted .279 over the first six innings...appeared exclusively at shortstop on defense...committed seven errors in 73 games for a .976 fielding percentage...also appeared in six games at designated hitter, hitting safely in each contest (11-for-25, .440)...batted .258 in 34 games hitting leadoff and .323 in 35 games batting second...got off to a slow start, hitting .228 with a home run and three RBI over his first 13 games...then had a season-high four hits April 20 at Reno...reached base safely via hit or walk in 27 consecutive games from April 30 to June 2...hit .318 (35-for-110) with a .400 on-base percentage during the streak...homered in back-to-back games May 1 at Las Vegas and May 2 against Salt Lake City...had a season-high 13-game hitting streak from May 7-26 (17-for-57, .298)...went 6-for-8 with six runs, a double, home run and three RBI in a doubleheader at Las Vegas July 9, the final games before the All-Star Break...collected three hits and scored three runs in each game...was named to the Pacific Coast League Mid-Season All-Star Team...went 0-for-2 as a defensive replacement at shortstop in the Triple-A All-Star Game at Salt Lake City July 13...went 0-for-3 against Fresno in the first game after the break July 14 but was promoted to Oakland the next day...was leading the River Cats in runs (55), hits (94) and stolen bases (13) at the time of his promotion.

2010—Spent the entire season with Triple-A Sacramento before he was brought up to Oakland following the conclusion of the River Cats' season Sept. 14...went 3-for-7 (.429) with two walks in four games with the A's...made his Major League debut Sept. 14 at Kansas City, walking as a pinch hitter for Mark Ellis in his first plate appearance in the fourth inning of an 11-3 A's loss...remained in the game at second base and singled off Dusty Hughes in the eighth inning for his first big league hit...struck out as a pinch hitter the next day against the Royals and did not play again until Sept. 22 against Chicago when he made his first start at second base (1-for-3)...all three of his defensive appearances came at second base...spent the balance of the season at Triple-A Sacramento where he hit .300 with five home runs and 65 RBI in 137 games...added 75 walks to fuel a .391 on-base percentage...ranked fourth in the Pacific Coast League in walks and was fifth in games played...led Sacramento in games, hits (154)

and walks...ranked third in the A's farm system in hits, fourth in batting, fifth in walks and on-base percentage, tied for sixth in triples, eighth in total bases (209) and tied for ninth in runs (82)...hit .303 against right-handed pitching and .291 against left-handers...had a .326 batting average with runners in scoring position...batted .324 with 21 of his 28 doubles on the road...hit .339 during the day but belted all five of his home runs at night...batted .350 in the first inning...committed 10 errors in 95 games as a second baseman for a .979 fielding percentage...also made four errors in 25 contests at shortstop (.968) but went errorless in 14 games as a third baseman...had a 12-game hitting streak from April 25 to May 8 (22-for-47, .468)...hit safely in 19 consecutive road games from May 14 to June 24 (31-for-76, .408), which was the longest road hitting streak in the PCL...went 4-for-5 May 30 at Reno, his first of two four-hit games...that was part of streak of five consecutive multiple hit games from May 27 to 31 (12-for-21, .571)...batted .343 in May, his best month in 2010...hit safely in a season-high 17 consecutive games from June 5 to 24 (25-for-66, .379)... had three straight three-hit games at Reno, July 5-7...had a 10-game hitting streak from Aug. 2 to 11 (14-for-43, .326) and scored at least one run in each of the first nine games during that streak (12 runs total)...his average slipped to .291 Aug. 30 but he went 12-for-26 (.462) over his final seven games to finish the year at .300...was 4-for-6 with two doubles, a home run and three RBI Sept. 3 at Colorado Springs...went 6-for-19 (.316) with seven runs, two RBI, five walks and two stolen bases in five postseason games for the River Cats.

2009—Made his Double-A debut at San Antonio and batted .293 with six home runs and 51 RBI in 117 games...ranked ninth in the Texas League in batting...led the Missions in runs (79) and ranked second in doubles (25) and total bases (183)...had 58 walks and 47 strikeouts and his average of 11.28 plate appearances per strikeout was fourth best in the TL...batted .325 against right-handed pitchers...hit .299 or better in four of the first five months of the season, with the exception being a .212 mark in 14 games in May...batted .340 when leading off an inning and .320 at home...appeared exclusively at second base on defense and led Texas League second basemen in games (107), total chances (516), putouts (223) and errors (15)...had a .971 fielding percentage...batted .311 with one home run and six RBI over his first 21 games before he was placed on the disabled list May 2 with a strained right groin...was reinstated May 15...compiled an 11-game hitting streak from May 29 to June 10 (17 for 42, .405)...was named to the Texas League Midseason All-Star team and went 0 for 2 for the South All-Stars in the July 1 game at Frisco...matched his season high with an 11-game hitting streak from July 18 to 28 (18 for 49, .367)...had a two-homer game Aug. 20 at Springfield and belted a grand slam Aug. 24 at Arkansas...went 5 for 16 (.313) with a triple and two RBI in four postseason games for the Missions.

2008—Was named to the California League Postseason All-Star team after batting .308 with 10 home runs and 87 RBI in 133 games for Lake Elsinore...led the CL in doubles (42), ranked second in at bats (536), hits (165), walks (79) and strikeouts per plate appearance (10.03), third in games, runs (97) and total bases (243), fourth in RBI and on-base percentage (.394) and ninth in batting...tied for sixth in all of minor league baseball in doubles...hit nine of his 10 home runs against right-handed pitching, had nine after the All-Star Break and clubbed eight on the road...led Cal League second baseman with a .973 fielding percentage, 110 games, 563 total chances, 200 putouts, 348 assists and 58 double plays...also appeared in one game at third base...batted .388 with 15 doubles, 20 RBI, 23 walks and 24 runs scored in 27 games in April...reached base safely via hit or walk in 30 consecutive games from April 6 to May 8...hit safely in a season high 16 consecutive games, Aug. 11 to 27 (29 for 70, .414)...that included a three-double game, Aug. 14 at Inland Empire...then hit .467 (14 for 30) with 10 runs, three doubles, a triple, six RBI and four walks in seven postseason games for the Storm.

2007—Played for three different teams in his first season and batted a combined .251 with four home runs and 33 RBI in 54 games...was assigned to Single-A Eugene of the Northwest League after signing and hit .256 with two home runs and 18 RBI in 31 games...was transferred to Triple-A Portland July 7 and went 0 for 3 in one game before returning to the Emeralds July 9...moved up to Single-A Fort Wayne of the Midwest League Aug. 11 and hit .253 with two home runs and 15 RBI in 22 games with the Wizards...appeared in 42 games at second base and four at shortstop...hit his first professional home run July 25 against Tri-City and then belted a grand slam the next day against the Dust Devils.

PERSONAL/MISCELLANEOUS

Eric Sidney Sogard was originally signed by San Diego scout Dave Lottsfeldt...was drafted by the Padres with Houston's second round pick as compensation for the loss of free agent Woody Williams...graduated from Thunderbird (Phoenix, AZ) High School...attended Arizona State University...earned

2nd Team All-America honors in 2006 and 2007 and was a member of the Sun Devils All Decade Team (2000-09)...is married, Kaycee...father, Rudy, played baseball at DePauw University.

LIFETIME PLAYING RECORD

Year	Club	AVG.	G	AB	R	H	2B	3B	HR	RBI	SH	SF	HP	BB	SO	SB	CS	SLG	OBP	E
2007	Eugene	.256	31	125	20	32	9	0	2	18	1	0	0	19	16	4	2	.376	.354	7
	Portland	.000	1	3	0	0	0	0	0	0	0	0	1	0	3	0	0	.000	.250	0
	Fort Wayne	.253	22	83	7	21	2	0	2	15	1	1	1	6	13	2	2	.349	.308	1
2008	Lake Elsinore	.308	133	536	97	165	42	3	10	87	0	6	1	79	62	16	7	.453	.394	15
2009	San Antonio	.293	117	457	79	134	25	3	6	51	6	7	2	58	47	10	6	.400	.370	15
2010	Sacramento	.300	137	514	82	154	28	6	5	65	1	3	4	75	68	14	9	.407	.391	14
	OAKLAND	.429	4	7	0	3	0	0	0	0	0	0	2	1	0	1	.429	.566	0	
2011	Sacramento	.298	79	315	55	94	16	2	5	37	4	3	4	40	34	13	3	.410	.381	7
	OAKLAND	.200	27	70	7	14	3	0	2	4	0	0	0	4	13	0	0	.329	.243	2
2012	OAKLAND	.167	37	102	8	17	3	1	2	7	1	0	0	5	17	2	0	.275	.206	2
	Sacramento	.331	37	157	29	52	5	2	5	22	0	0	0	23	17	11	3	.484	.417	2
ML Totals		.190	68	179	15	34	6	1	4	11	1	0	0	11	31	2	1	.302	.237	4

CAREER TRANSACTIONS

2007 — Selected by the San Diego Padres organization in the 2nd round of the First-Year Player Draft. **2010** — Traded to the Oakland Athletics with infielder Kevin Kouzmanoff for outfielders Scott Hairston and Aaron Cunningham, January 16. **2012** — On the disabled list, August 7 to October 14; included rehabilitation assignment to Sacramento, August 20 to 22.

THE A'S ELEPHANT

After helping form the American League in 1901, New York Giants manager John McGraw dismissed the A's with contempt by calling them "The White Elephants," implying Connie Mack should not be allowed to spend money without supervision. Mack defiantly adopted the White Elephant as the team insignia and in 1902, the Athletics won their first American League pennant.


The White Elephant remained the team's mascot and later that decade, made its first appearance on the A's team sweaters. In 1918, the Elephant saw its first game action when Mack had the pachyderm symbol (in blue with a white "A" inside) placed on the left sleeve of every player.

By 1920, Mack had fully adopted the Elephant as the team's symbol. The traditional "A" on front of the team's jersey was replaced by a blue elephant logo. After a few poor seasons, Mack decided change was in order. So, in 1924, the blue elephant was replaced by the traditional white elephant on the team's jersey and the A's played better ball for the next few years.

In 1928, Mack decided the elephant had worn out its brief welcome on the A's jersey fronts and replaced the logo with the familiar "A" on the uniform. The A's went on to win two World Championships and an AL crown in the next three years, although the resurgence was probably due more to the additions of Foxx, Simmons, Grove and Cochrane than the elephant's absence.

That was the last year for the elephant on the A's uniform until 1955, when the A's, now in Kansas City, added the patch to their uniform sleeves. However, when Charlie Finley purchased the team in the early 1960's, the elephant was once again sent packing and replaced by, of all animals, a mule.

Prior to the 1988 season, the A's brought back a new, more aggressive A's Elephant. In 1995, the traditional A's elephant was reincorporated into many of the team's promotional items and publications and is now a prominent feature on the A's uniform.



VS. THE AMERICAN LEAGUE

2012		CAREER								
AVG.	AB	H	HR	RBI	vs. TEAM	AVG.	AB	H	HR	RBI
.333	12	4	1	3	Baltimore	.313	16	5	1	3
.000	4	0	0	0	Boston	.000	4	0	0	0
.111	9	1	0	1	Chicago	.167	12	2	0	1
.111	9	1	0	0	Cleveland	.143	14	2	0	0
.125	8	1	0	0	Detroit	.091	22	2	0	1
.000	2	0	0	0	Kansas City	.200	5	1	0	0
.100	10	1	0	0	Los Angeles	.227	22	5	0	0
—	0	0	0	0	Minnesota	—	0	0	0	0
.222	9	2	0	0	New York	.267	15	4	1	2
—	0	0	0	0	Oakland	—	0	0	0	0
.250	12	3	1	3	Seattle	.273	22	6	1	3
.083	12	1	0	0	Tampa Bay	.111	18	2	0	0
.000	3	0	0	0	Texas	.143	14	2	1	1
.250	8	2	0	0	Toronto	.182	11	2	0	0

VS. THE NATIONAL LEAGUE

2012		CAREER								
AVG.	AB	H	HR	RBI	vs. TEAM	AVG.	AB	H	HR	RBI
.333	3	1	0	0	Los Angeles	.333	3	1	0	0
.000	1	0	0	0	San Francisco	.000	1	0	0	0

MONTHLY BREAKDOWN

2012		CAREER								
AVG.	AB	H	HR	RBI	by MONTH	AVG.	AB	H	HR	RBI
.000	4	0	0	0	March	.000	4	0	0	0
.167	42	7	2	6	April	.167	42	7	2	6
.100	20	2	0	0	May	.100	20	2	0	0
.333	3	1	0	0	June	.333	3	1	0	0
.263	19	5	0	1	July	.258	31	8	0	3
.143	14	2	0	0	August	.154	39	6	1	1
—	0	0	0	0	September	.250	40	10	1	1

BATTING BREAKDOWN

2012		CAREER								
AVG.	AB	H	HR	RBI	by CATEGORY	AVG.	AB	H	HR	RBI
.134	67	9	0	1	Home	.158	101	16	0	1
.229	35	8	2	6	Road	.231	78	18	4	10
.176	34	6	1	3	Day	.181	72	13	2	5
.162	68	11	1	4	Night	.196	107	21	2	6
.145	69	10	2	6	Pre-ASG	.145	69	10	2	6
.212	33	7	0	1	Post-ASG	.218	110	24	2	5
.200	20	4	0	1	vs. LHP	.182	33	6	0	2
.159	82	13	2	6	vs. RHP	.192	146	28	4	9
.222	18	4	2	7	RISP	.176	34	6	2	9
.000	2	0	0	0	Bases Loaded	.000	3	0	0	0
.333	6	2	0	0	Pinch Hitter	.375	8	3	0	0
—	0	0	0	0	Designated Hitter	—	0	0	0	0

BALLPARK BREAKDOWN

	AVG.	AB	H	HR	RBI
AT&T Park	.000	1	0	0	0
Angel Stadium	.231	13	3	0	0
Ballpark in Arlington	.167	6	1	1	1
Camden Yards	.333	12	4	1	3
Comerica Park	.000	5	0	0	1
Fenway Park	.000	4	0	0	0
Kauffman Stadium	.333	3	1	0	0
O.co Coliseum	.165	97	16	0	1
Progressive Field	.200	5	1	0	0
Rogers Centre	—	0	0	0	0
Safeco Field	.357	14	5	1	3
Tokyo Dome	.000	4	0	0	0
Tropicana Field	.111	9	1	0	0
Yankee Stadium	.333	6	2	1	2

FIELDING STATISTICS

Second Base

YEAR	PCT.	G	PO	A	E	TC	DP
2010	1.000	3	4	5	0	9	4
2011	.933	3	5	9	1	15	2
2012	1.000	6	10	17	0	27	4
Totals	.980	12	19	31	1	51	10

Third Base


YEAR	PCT.	G	PO	A	E	TC	DP
2011	1.000	10	5	13	0	18	0
2012	.946	14	11	24	2	37	2
Totals	.964	24	16	37	2	55	2

Shortstop

YEAR	PCT.	G	PO	A	E	TC	DP
2011	.974	14	15	22	1	38	2
2012	1.000	15	14	34	0	48	6
Totals	.988	29	29	56	1	86	8

SOGARD'S CAREER BESTS

Hits: 2 (four times), last: August 2, 2012 vs. Toronto
Home Runs: 1 (four times), last: April 27, 2012 at Baltimore
Runs Batted In: 3, April 15, 2012 at Seattle
Stolen Bases: 1 (twice), last: July 30, 2012 vs. Tampa Bay
Hitting Streak: 4, July 24 to August 2, 2011
Hitless Streak (At Bats): 13, April 27 to May 6, 2012
Grand Slams: None.
Pinch-Hit Home Runs: None.
Inside-The-Park Home Runs: None.
Game Ending Home Runs: None.
Lead Off Home Runs: None.

**CATCHER****Height/Weight:** 5-10 / 206**Bats/Throws:** Right / Right**Birthdate:** March 15, 1991**Opening Day Age:** 22**Birthplace/Resides:** Woodland, California / Yuba City, California**Major League Service:** None**Obtained:** Selected in the 4th round of the 2009 First-Year Player Draft**Contract Status:** First year of a one-year contract through 2013.**NON-ROSTER INVITEE****CAREER HIGHLIGHTS**

Was the A's fourth round pick in the 2009 draft...has a .246 (220-for-896) batting average with 30 home runs and 123 RBI in 239 games in his three seasons as a professional...named the A's sixth best prospect by *Baseball America* following the 2010 season and the fourth best following 2009...named to the Midwest League Midseason All-Star Team in 2010...missed most of the 2011 season following shoulder surgery.

2012 HIGHLIGHTS

Batted .268 with a career-high 15 home runs and 45 RBI in 84 games with Single-A Stockton in a season cut short due to two stints on the disabled list...led the California League in sacrifice flies (11)...hit .289 (24-for-83) against left-handed pitching compared to .260 (60-for-231) against right-handers...belted six home runs in 83 at bats against lefties (.578 slugging percentage) compared to nine in 231 at bats against righties (.429 slugging percentage)...had five home runs in 41 games before the All-Star Break, 10 in 43 games after the break...12 of his 15 round-trippers were solo shots...batted .224 with runners in scoring position but was 2-for-5 (.400) with nine RBI with the bases loaded...appeared exclusively at catcher on defense where he played in 66 games...tossed out 19-of-80 (23.8%) attempted base stealers...was named the best defensive catcher in the A's farm system by *Baseball America*...also hit .278 in 18 games as the designated hitter...hit in every spot in the order from third through eighth...batted fifth 38 times and fourth 29 times...played for Phoenix in the Arizona Fall League following the season and batted .271 with a home run and 11 RBI in 13 games.

STOCKTON: Went 4-for-15 (.267) with a home run and RBI over his first five games before going on the disabled list April 12 with a sprained right ankle...was reinstated May 1 and went 6-for-34 (.176) over his first nine games following his return...had two sacrifice flies May 17 at Modesto...had back-to-back three hit games May 21 and 22 against San Jose...the three hits were a season high...scored a season-high four runs and added three RBI in the game on the 22nd...hit safely in seven consecutive games from May 28 to June 4 (11-for-27, .407) to lift his average to .294...collected a season-high two doubles May 30 at Inland Empire...went 7-for-34 (.206) over a 10-game stretch from June 5 to 15...then compiled a season-best nine-game hitting streak from June 21 to 30 (12-for-39, .308)...had six home runs over his first 58 games through July 11...then hit seven home runs over a 14-game span from July 12 to 26...was named California League Player of the Week for the week of July 16-22 after going 8-for-27 (.296) with six runs scored, a double, four home runs, five RBI and two walks in seven games...drove in a season-high four runs July 26 at Visalia...matched his season-high with three hits July 31 against Lancaster...hit seven home runs in 26 games in July after tallying just six home runs in 50 games over the first three months of the season...was placed on the disabled list a second time Aug. 13 with a strained right oblique and missed the remainder of the season.

CAREER

2011—Appeared in just 31 games for Single-A Stockton, all at designated hitter, and batted .231 with two home runs and 19 RBI...added 16 walks for a .331 on-base percentage...was limited to DH duties as he rehabbed a right shoulder strain...was placed on the disabled list May 21 and later underwent season-ending surgery on the shoulder...batted .242 against right-handed pitching compared to .200 against left-handers...had a .204 batting average with the bases empty but hit .254 with both of his home runs with runners on base...hit .250 with runners in scoring position but that dropped to .160 with

RISP and two outs...saw most of his action batting clean-up (22 games), but also hit fifth (three times), sixth (five times) and seventh (once)...had a pair of three-hit games April 9 at Modesto and April 12 at Visalia, and batted .368 over his first five games...then went 2-for-30 (.067) over his next eight contests to drop his average to .148...had his third three-hit game of the season April 21 at Lancaster when he had a grand slam and a season-high five RBI...had a season-best four-game hitting streak from April 21-30 (7-for-18, .389)...had his fourth and final three-hit game May 4 at Inland Empire, boosting his average to .250...went 9-for-45 (.200) over his final 12 games to finish the year at .231.

2010—Spent his first full professional season at Kane County, hitting .229 with 13 home runs and 51 RBI in 110 games...tied for the team lead in home runs but led the club with 141 strikeouts...batted .239 against left-handed pitching, .225 against right-handers...drove in 42 of his 51 runs against righties...hit .264 at home compared to .196 on the road...had a .273 batting average during the day, .217 at night...hit 10 of his 13 home runs with the bases empty...committed 14 errors in 95 games at catcher for a .984 fielding percentage...tossed out 42 of 125 (33.6%) attempted base stealers, which was the fourth best percentage in the Midwest League...also hit .207 in 15 games at designated hitter...hit in each of the bottom six spots in the order, seeing his most action with 33 games hitting fifth...was named the A's sixth best prospect by *Baseball America* following the season...was also named as the Best Defensive Catcher in the A's organization in the magazine's Best Tools survey for prospects...hit his first professional home run April 10 at Wisconsin to start a season-best eight-game hitting streak...was 10 for 31 (.323) with two home runs and 10 RBI during the streak...had back-to-back three-hit games May 3 at Cedar Rapids and May 4 at Burlington...compiled his best batting average in June with a mark of .259...was named the Midwest League Midseason All-Star Team and had a single in two at bats for the West squad in the June 22 game...was batting .250 on July 22 but went 21 for 119 (.176) over his final 34 games to finish the year at .229...went 2 for 6 (.333) with a walk in two postseason games for the Cougars.

2009—Was the A's fourth round pick in the 2009 draft and signed at the deadline, Aug. 17...went 0 for 1 with a walk in one game with the A's affiliate in the Arizona Rookie League Aug. 22 before he was transferred to Single-A Vancouver the next day...hit .286 with eight RBI in 13 games with the Canadians...including .438 with runners in scoring position...appeared in eight games at catcher and tossed out 1 of 6 (16.7%) attempted base stealers...singled Aug. 24 at Salem-Keiser for his first professional hit...hit safely in each of his final eight games (10 for 32, .313)...named as the A's fourth best prospect and best defensive catcher by *Baseball America* following the season.

PERSONAL/MISCELLANEOUS

Max Robert Stassi was originally signed by A's scout Jermaine Clark...graduated from Yuba City (CA) High School in 2009...hit .538 with 11 home runs and 38 RBI as a senior in 2009 and was named the Tri-County Conference Co-Player of the Year...finished his high school career with a .513 batting average.

LIFETIME PLAYING RECORD

Year	Club	AVG.	G	AB	R	H	2B	3B	HR	RBI	SH	SF	HP	BB	SO	SB	CS	SLG	OBP	E
2009	AZL A's	.000	1	1	0	0	0	0	0	0	0	0	0	1	1	0	0	.000	.500	0
	Vancouver	.286	13	49	3	14	4	0	0	8	0	0	2	2	11	0	0	.367	.340	0
2010	Kane County	.229	110	411	54	94	21	1	13	51	1	3	5	45	141	3	3	.380	.310	14
2011	Stockton	.231	31	121	22	28	6	0	2	19	0	0	2	16	22	1	1	.331	.331	-
2012	Stockton	.268	84	314	48	84	18	0	15	45	0	11	8	27	83	3	1	.468	.331	5
Minor League Totals		.246	239	896	127	220	49	1	30	123	1	14	17	91	258	7	5	.403	.322	19

CAREER TRANSACTIONS

2009 — Selected by the Oakland Athletics organization in the 4th round of the First-Year Player Draft.

**RIGHT-HANDED PITCHER****Height/Weight:** 6-2 / 215**Bats/Throws:** Right / Right**Birthdate:** December 1, 1988**Opening Day Age:** 24**Birthplace/Resides:** Redlands, California / Springfield, Oregon**Major League Service:** 62 days**Obtained:** Selected in the 24th round of the 2009 First-Year Player Draft**Contract Status:** First year of a one-year contract through 2013.**CAREER HIGHLIGHTS**

Made his Major League debut with the A's in 2012 after leading all of Minor League Baseball with 190 strikeouts...those were the most strikeouts by an A's minor leaguer since 1971...combined for a 9-7 record and a 2.78 ERA in 25 starts with Double-A Midland and Triple-A Sacramento in 2012 to earn A's Minor League Co-Pitcher of the Year honors...was named to the *Baseball America* Minor League All-Star team and was also tabbed by the magazine as the A's sixth best prospect...went 3-4 with a 3.38 ERA in 14 starts for the RockHounds and was named to the Texas League Midseason and Postseason All-Star team...was also named to *Baseball America's* Double-A All-Star team...is now 35-26 with a 3.71 ERA (214 er in 519.2 ip) in 97 games, 90 starts, over four professional seasons...has 559 strikeouts in 519.2 innings, an average of 9.68 per nine innings...ranked third among A's minor leaguers in strikeouts in 2011 at Single-A Stockton (154) and second in 2010 at Single-A Kane County (149).

2012 HIGHLIGHTS

Began the year having never pitched above Single-A but finished the season in the starting rotation in Oakland...led all of Minor League Baseball with a career-high 190 strikeouts...also went 2-1 with a 3.89 ERA in seven starts over two stints with the A's...struck out 32 batters in 39.1 innings, giving him a combined 222 strikeouts in 191.1 innings in the majors and minors (10.44 per nine innings)...surrendered 11 home runs in 39.1 innings, an average of 2.52 per nine innings...the 11 home runs are the most by an Athletics pitcher over the first seven games of his career since at least 1916...the previous high was 10 by Willie Adams in 1996...allowed a .237 opponents batting average, including .215 (20-for-93) against right-handed hitters compared to .271 (16-for-59) against left-handers...surrendered seven of his 11 home runs and issued 13 of his 16 walks to lefties...had a .253 on-base percentage and .387 slugging percentage against right-handers compared to .403 and .644 against lefties...opponents hit .265 with the bases empty compared to .185 with runners on, including .111 with runners in scoring position...eight of the 11 home runs he allowed were solo shots...held the opponents number three hitter to a .111 (2-for-18) batting average, although both of the hits were home runs...went 2-0 with a 1.83 ERA in three starts on the road, 0-1 with a 5.95 ERA at home...allowed eight home runs in 19.2 innings at home...was 2-0 with a 1.75 ERA in four starts at night compared to 0-1 with a 7.90 ERA in three starts during the day...allowed eight home runs in 13.2 innings during the day...was 2-0 with a 1.75 ERA in four starts on five days rest or more compared to 0-1 with a 7.90 ERA in three starts on four days rest...allowed eight home runs in 13.2 innings when pitching on four days rest...the A's were 5-2 (.714) in his starting assignments...tossed six or more innings in four of his seven starts, allowed two runs or fewer three times and walked two batters or fewer five times...was selected from Sacramento Aug. 3 and made his Major League debut that day against Toronto...allowed just one run on five hits and a walk in 6.0 innings but had a no decision in the A's 5-4, 15-inning win...left with a 4-1 lead but Cook allowed a three-run home run in the ninth for the blown save...became the 44th pitcher in Oakland history to start in his debut, the second in 2012...allowed a career-high four home runs in 4.2 innings in his second start Aug. 8 against Los Angeles (AL)...combined with Doolittle, Blevins, Cook and Balfour on a six-hit, 3-0 shutout at Kansas City Aug. 16 for his first ML win...tossed 6.1 innings and allowed three of the hits...was 1-0 with a 3.18 ERA over his first three starts but was optioned to Sacramento Aug. 20 when Brett Anderson was reinstated from the DL...returned Sept. 7 after the injury to McCarthy and went 1-1 with a 4.43 ERA in four starts in September...struck out a career-high eight batters in a career-high 6.2 innings on both Sept. 11 at Los Angeles (AL) and Sept. 24 at Texas...was tabbed by *Baseball America* as the A's sixth best prospect following the season...was also listed as having the best slider and changeup in the magazine's Best Tools survey.

MINORS: Was named A's Minor League Co-Pitcher of the Year along with A.J. Griffin after combining for a 9-7 record and a 2.78 ERA in 25 starts with Double-A Midland and Triple-A Sacramento...his 190 strikeouts are fourth most by a minor leaguer in Oakland history...it was the most since 1971 when Chris Floethe had 225 for Double-A Birmingham and Glenn Abbott had 195 for Single-A Burlington...the record is 231 by Vida Blue at Burlington in 1968...averaged 11.25 strikeouts per nine innings...walked 42 batters for a strikeout-to-walk ratio of 4.52...was named to the *Baseball America* Minor League All-Star team...allowed a .202 opponents batting average, which ranked 11th among full season minor leaguers...that included a .189 (59-for-312) mark against right-handed hitters compared to .219 (51-for-233) against left-handers...opponents hit .202 with runners in scoring position, including .143 with RISP and two outs...yielded nine home runs in 152.0 innings, an average of 0.53 per nine innings...seven came with the bases empty...was 2-4 with a 4.20 ERA and .245 opponents batting average in 11 starts in April and May...then went 6-2 with a 1.22 ERA and .151 opponents batting average in 11 starts in June and July...was 1-1 with a 4.61 ERA in three starts following his Aug. 20 option...did not allow a run in the first inning of any of his 25 starts...logged a 0.54 ERA over the first two innings of a game, a 6.57 ERA in the third inning and a 3.05 ERA from the fourth inning on...tossed six or more innings in 18 of his 25 starts, allowed one run or fewer 14 times, walked two batters or fewer 18 times and had more strikeouts than innings pitched 16 times...had six games of 10 or more strikeouts and now has nine in his career...his teams were 15-10 (.600) in his starting assignments.

MIDLAND: Had not pitched above Single-A in his career prior to starting the season at Double-A Midland...went 3-4 with a 3.38 ERA in 14 starts for the RockHounds and was named to the Texas League Midseason and Postseason All-Star team...was also named to *Baseball America's* Double-A All-Star team...was leading the TL with 108 strikeouts when he was promoted to Sacramento June 17 and finished the season ranked sixth...was 2-1 with a 2.77 ERA in eight starts at home compared to 1-3 with a 4.32 ERA in six starts on the road...went 0-2 despite a 1.99 ERA over his first four starts, including his first 10-strikeout game April 17 against Springfield...fanned 11 in 7.0 innings May 3 against Corpus Christi for his first win...had season-highs in runs (6), hits (8) and walks (4) in a 7-4 loss at San Antonio May 13 to fall to 1-4 with a 4.37 ERA...then went 2-0 with a 2.25 ERA over his final six Double-A starts...struck out a career-high 15 batters in 7.0 innings May 18 against Corpus Christi to earn Texas League Pitcher of the Week honors...earned the honor again for the week of June 4-10 after going 1-0 with a 0.69 ERA and 20 strikeouts in 13.0 innings over two starts, including June 4 against Tulsa when he tossed 7.0 scoreless innings and whiffed 11 in a 9-0 victory...tossed a season-high 8.0 innings in his final start with Midland June 15 against San Antonio.

SACRAMENTO: Went 6-3 with a 2.03 ERA in 11 starts with the River Cats...struck out 82 in 66.2 innings...allowed a .172 opponents batting average, including .110 against right-handed hitters compared to .235 against left-handers...surrendered just three home runs in 66.2 innings...yielded a .130 average with runners in scoring position...was 3-1 with a 0.87 ERA in five starts at home compared to 3-2 with a 3.03 ERA in six starts on the road...tossed 7.0 shutout innings in his Triple-A debut June 21 against Fresno in a 6-0 win...had his first 10-strikeout game with Sacramento July 1 against Colorado Springs...fanned 13 in 7.0 innings two starts later against Las Vegas July 13 and earned Pacific Coast League Pitcher of the Week honors for his efforts...allowed one run in a season-high tying 8.0 innings at Tacoma July 18 but had a no decision in a 2-1, 18-inning loss...finished July with a 4-1 record and a 1.35 ERA in six starts...struck out 51 batters in 40.0 innings and allowed a .139 opponents batting average...was 5-2 with a 1.36 ERA in eight starts when he was promoted to Oakland Aug. 3...was optioned back to Sacramento Aug. 20 and went 1-1 with a 4.61 ERA over his final three starts before returning to Oakland Sept. 7...tossed a season-low 2.2 innings and matched his season highs with six runs and eight hits in a 14-6 loss at Colorado Springs Aug. 28...fired 6.0 scoreless innings for the win in his final Triple-A start Sept. 2 at Salt Lake.

CAREER

2011—Was 11-9 with a 3.87 ERA in 28 games, 26 starts, with Single-A Stockton...ranked fourth in the California League in innings pitched (160.2), fifth in strikeouts (154), seventh in ERA, tied for seventh in wins and tied for ninth in games started...tied for second in the A's farm system in innings, ranked third in strikeouts, tied for fourth in wins and eighth in ERA...had minor league career-highs in wins, innings pitched and losses and matched his high in games...surrendered just 10 home runs in 160.2 innings, an average of 0.56 per nine innings...allowed a .260 opponents batting average, including .229 against left-handed hitters compared to .279 against right-handers...issued 28 of his 40 walks to

lefties...yielded eight of his 10 home runs to righties...seven of his 10 home runs allowed were solo shots...was 8-1 with a 2.98 ERA in 11 games at home compared to 3-8 with a 4.48 ERA in 17 outings on the road...logged a 1.38 ERA in the first inning...his two relief appearances came in games started by a pitcher rehabbing from Oakland...tossed 5.0 scoreless innings in relief of Michael Wuertz April 18 against Visalia and picked up the win (2 h, 2 bb, 9 so)...pitched 4.2 scoreless innings in relief of Brandon McCarthy June 23 at San Jose for the win (4 h, 0 bb, 8 so)...got off to a quick start as he went 3-1 with a 0.96 ERA in five games, four starts, in April...allowed one earned run or fewer in all five outings and had a 21.0-inning scoreless streak from April 13 to 29...earned California League Pitcher of the Week honors for the week of April 18-24...had two wins in two games that week and did not allow a run in 11.0 innings (6 h, 3 bb, 14 so)...then went 0-3 with a 7.16 ERA in six starts in May...had a four-game losing streak from May 15 to June 5, posting a 4.20 ERA over that five-start stretch...had a six-game winning streak from June 15 to July 14 (1.64 ERA)...tossed a season-high 8.0 innings and allowed just one run on four hits in back-to-back starts July 8 against Modesto and July 14 at Bakersfield...did not allow a home run over his final nine starts (52.0 innings) beginning July 20...struck out a season-high 11 and did not walk a batter in 6.0 innings to defeat Bakersfield July 25...finished July with a 4-2 record and a 3.35 ERA in six starts...struck out 41 and walked seven in 40.1 innings...went 0-1 with a 4.11 ERA in three postseason starts...struck out 18 and walked five in 15.1 innings.

2010—Spent his first full professional season at Single-A Kane County and was 10-7 with a 4.32 ERA in 28 starts...ranked second in the Midwest League in strikeouts (149), tied for second in games started, tied for fourth in innings pitched (148.0) and tied for fifth in wins...was second in the A's farm system in strikeouts, tied for third in wins and fourth in innings pitched...had career highs in games and games started...allowed a .254 opponents batting average, including .240 against left-handed hitters compared to .265 against right-handers...surrendered 13 home runs in 148.0 innings, an average of 0.79 per nine innings...nine of the home runs were hit by right-handers and eight were solo shots...was 4-3 with a 2.84 ERA in 12 starts at home compared to 6-4 with a 5.63 ERA in 16 starts on the road...went 4-1 with a 3.55 ERA over his first 10 starts, 6-6 with a 4.72 ERA over his final 18 starts...allowed nine runs in 2.2 innings May 1 at Cedar Rapids and in 6.0 innings June 1 at Dayton...was 2-0 with a 0.64 ERA in five starts in between (May 6 to 27)...struck out a season-high 10 batters in 7.0 innings May 27 against Wisconsin...went five consecutive starts without a decision from Aug. 3 to 25 (5.61 ERA)...then picked up the win in each of his final two starts, allowing two runs in 13.0 innings...was credited with the win in his only postseason start a 4-0 victory over Clinton in Game 1 of the ML Semifinals (7.0 ip, 3 h, 11 so).

2009—Made his professional debut with Vancouver of the Short-Season Northwest League and was 5-3 with a 4.12 ERA in 16 games, 11 starts...struck out 66 in 59.0 innings (10.1 per nine innings)...allowed a .286 opponents batting average, including .270 against right-handed hitters and .303 against left-handers...yielded a .233 average with runners in scoring position, including .179 with RISP and two outs...was 5-1 with a 3.31 ERA in eight games on the road compared to 0-2 with a 5.13 ERA in eight games at home...began his career with five consecutive relief appearances and was 1-0 with a 2.45 ERA...was credited with his first win July 7 at Spokane when he tossed 2.0 scoreless innings and struck out five...moved into the rotation July 12 with a start and loss against Boise (2.2 ip, 4 h, 4 r, 4 er, 1 bb, 4 so)...went 4-3 with a 4.35 ERA in his 11 starting assignments...was 2-3 with a 5.01 ERA over his first 13 games...then won each of his final three starts, logging a 2.04 ERA...earned Northwest League Pitcher of the Week honors for the period ending Aug. 30 after going 2-0 with a 0.75 ERA in two starts...struck out 15 in 12.0 innings, including a season-high 10 in 6.0 shutout innings Aug. 28 at Eugene.

PERSONAL/MISCELLANEOUS

Daniel Steven Straily...was originally signed by Matt Ranson...graduated from Springfield (OR) High School...was named to the second-team All-Mid Western League...attended Western Oregon University before transferring to Marshall University.

LIFETIME PITCHING RECORD

Year	Club	W	L	ERA	G	GS	CG	SHO	SV	IP	H	R	ER	HR	HB	BB	IBB	SO	WP	BK
2009	Vancouver	5	3	4.12	16	11	0	0	0	59.0	66	27	27	5	5	18	0	66	2	0
2010	Kane County	10	7	4.32	28	28	0	0	0	148.0	138	75	71	13	7	61	3	149	10	1
2011	Stockton	11	9	3.87	28	26	0	0	0	160.2	160	78	69	10	14	40	0	154	5	0
2012	Midland	3	4	3.38	14	14	0	0	0	85.1	70	36	32	6	5	23	1	108	6	0
	Sacramento	6	3	2.03	11	11	0	0	0	66.2	40	15	15	3	1	19	0	82	3	0
	OAKLAND	2	1	3.89	7	7	0	0	0	39.1	36	19	17	11	2	16	1	32	0	0
ML Totals		2	1	3.89	7	7	0	0	0	39.1	36	19	17	11	2	16	1	32	0	0
Minor League Totals		35	26	3.71	97	90	0	0	0	519.2	474	231	214	37	32	161	4	559	26	1

CAREER TRANSACTIONS

2009 — Selected by the Oakland Athletics organization in the 24th round of the First-Year Player Draft.

VS. THE AMERICAN LEAGUE

2012		CAREER												
ERA	W	L	S	G	IP	ER	vs. TEAM	ERA	W	L	S	G	IP	ER
7.71	0	1	0	1	4.2	4	Baltimore	7.71	0	1	0	1	4.2	4
0.00	1	0	0	1	6.1	0	Kansas City	0.00	1	0	0	1	6.1	0
6.35	1	0	0	2	11.1	8	Los Angeles	6.35	1	0	0	2	11.1	8
6.23	0	0	0	1	4.1	3	Seattle	6.23	0	0	0	1	4.1	3
1.35	0	0	0	1	6.2	1	Texas	1.35	0	0	0	1	6.2	1
1.50	0	0	0	1	6.0	1	Toronto	1.50	0	0	0	1	6.0	1

BALLPARK BREAKDOWN

	ERA	W	L	S	G	IP	ER
Angel Stadium	4.05	1	0	0	1	6.2	3
Ballpark in Arlington	1.35	0	0	0	1	6.2	1
Kauffman Stadium	0.00	1	0	0	1	6.1	0
O.co Coliseum	5.95	0	1	0	4	19.2	13

FIELDING STATISTICS

Pitcher		Year	Pct.	G	PO	A	E	TC	DP
2012			1.000	7	1	1	0	2	0
Totals			1.000	7	1	1	0	2	0

MONTHLY BREAKDOWN

2012		CAREER												
ERA	W	L	S	G	IP	ER	by MONTH	ERA	W	L	S	G	IP	ER
3.18	1	0	0	3	17.0	6	August	3.18	1	0	0	3	17.0	6
4.43	1	1	0	4	22.1	11	September	4.43	1	1	0	4	22.1	11

PITCHING BREAKDOWN

2012		CAREER												
ERA	W	L	S	G	IP	ER	by CATEGORY	ERA	W	L	S	G	IP	ER
5.95	0	1	0	4	19.2	13	Home	5.95	0	1	0	4	19.2	13
1.83	2	0	0	3	19.2	4	Road	1.83	2	0	0	3	19.2	4
7.90	0	1	0	3	13.2	12	Day	7.90	0	1	0	3	13.2	12
1.75	2	0	0	4	25.2	5	Night	1.75	2	0	0	4	25.2	5
—	0	0	0	0	0.0	0	Pre-ASG	—	0	0	0	0	0.0	0
3.89	2	1	0	7	39.1	17	Post-ASG	3.89	2	1	0	7	39.1	17
3.89	2	1	0	7	39.1	17	Starter	3.89	2	1	0	7	39.1	17
—	0	0	0	0	0.0	0	Reliever	—	0	0	0	0	0.0	0

STRAILY'S CAREER BESTS

Low Hit Complete Game: None
Innings Pitched: 6.2 (twice), last: September 24, 2012 at Texas
Strikeouts: 8 (twice), last: September 24, 2012 at Texas
Longest Winning Streak: 2, August 16 to September 11, 2012
Longest Losing Streak: 1, September 16, 2012 to present
Longest Scoreless Streak: 7.1, August 16 to September 11, 2012

STRAILY'S 2012 STARTS

Date	Opponent	Score	Dec	ERA	IP	H	R	ER	BB	SO	HR	#PIT
Aug. 3	Toronto	5-4 (15)	--	1.50	6.0	5	1	1	1	5	0	102
Aug. 8	Los Angeles (AL)	9-8	--	5.06	4.2	8	5	5	1	5	4	103
Aug. 16	at Kansas City	3-0	W	3.18	6.1	3	0	0	2	2	0	99
Sept. 11	at Los Angeles (AL)	6-5	W	3.42	6.2	7	3	3	1	8	2	104
Sept. 16	Baltimore	5-9	L	4.13	4.2	5	4	4	5	1	2	92
Sept. 24	at Texas	4-5	--	3.60	6.2	5	2	1	2	8	1	99
Sept. 29	Seattle	7-4 (10)	--	3.89	4.1	3	4	3	4	3	2	74

**CATCHER****Height/Weight:** 5-11 / 233**Bats/Throws:** Right / Right**Birthdate:** October 4, 1983**Opening Day Age:** 29**Birthplace/Resides:** Wailuku, Hawaii / Torrance, California**Major League Service:** 5 years, 113 days**Obtained:** Acquired from Washington with cash considerations for minor league right-handed pitcher Dakota Bacus, August 23, 2013**Contract Status:** Fourth year of a four-year contract through 2013 with a club option for 2014.**CAREER HIGHLIGHTS**

Completed his sixth Major League season in 2012...started 644 of the A's 822 (78.3%) games behind the plate from the time Jason Kendall was traded July 16, 2007 through his trade to Washington Aug. 3, 2013...his 629 starts over the last five seasons are second most in the majors among catchers to Yadier Molina (644)...has 669 games caught with the A's, which ranks second in Oakland history behind Terry Steinbach (1050) and fifth in Athletics history...led the A's in RBI in 2009 and 2010, becoming just the second catcher in Athletics history to lead the club in RBI...had two pinch homers in 2008 and is 8-for-17 (.471) with two doubles, two home runs, seven RBI, three walks and a hit by pitch in his career in the pinch...named to the Texas League All-Star team in 2006 at Midland...played for United States in the All-Star Futures Game that year at Pittsburgh...was originally drafted by the A's in the second round of the 2004 draft...is the fourth Hawaiian-born player to play for the Athletics, joining Shane Komine (2006), Ron Darling (1991-95) and Lenn Sakata (1986).

2012 HIGHLIGHTS

Was General Manager Mike Rizzo's key midseason acquisition en route to Washington claiming the National League East crown...combined to hit .235 with 20 doubles, six home runs and 43 RBI in 75 games with the A's and 43 with the Nationals...batted .267 with five doubles, five home runs and 25 RBI in 43 regular-season games with Washington...finished 15-for-41 (.366) with four doubles, a home run, 20 RBI and seven walks with runners in scoring position during his tenure with the Nationals...at the time of the trade, he led qualified American League catchers in fielding percentage (.996), caught stealings (23) and caught-stealing percentage (38.3%)...posted two hits, including a solo homer, and two RBI in a 4-3 win Sept. 2 against St. Louis.

CAREER

2011—Batted .237 with 14 home runs and 44 RBI in 134 games...had the sixth-lowest batting average in the American League and the 10th lowest on-base percentage (.301)...however, his 14 home runs were the second-best total of his career and second most on the A's...grounded into 14 double plays, which tied for the team lead...batted .260 over his first 37 games through May 17, .168 over his next 36 contests from May 18 to July 3 and .265 from July 4 through the end of the season...hit 12 of his 14 home runs off right-handed pitching...had a .416 slugging percentage against righties compared to .308 against lefties...13 of his 14 home runs were solo shots...seven came with two strikes...batted .204 with runners in scoring position, which was seventh lowest in the AL...had a .284 career average with RISP entering the season...was just 1-for-10 (.100) with the bases loaded...made 127 starts at catcher, which ranked third in the AL...tossed out 23-of-121 (19.0%) attempted base stealers, which was the fourth-lowest percentage in the league...his 98 stolen bases allowed led the AL and ranked second in the majors (Brian McCann, ATL 104)...they tied for second most in Oakland history...went 5-for-51 (.091) in interleague play...entered the season with a .315 career average against the National League...had just five multiple RBI games, all two RBI games...led the A's with 40 starts batting seventh and 37 hitting eighth...hit .283 with seven home runs and 19 RBI when batting eighth...made his fourth straight Opening Day start at catcher April 1 against Seattle...the four starts are tied for second most by a catcher in Oakland history...Terry Steinbach holds the record with nine...played in the 500th game of his career April 7 at Toronto...was on the paternity list from April 27-28 for the birth of his first child, Malia...drove in a run in each of his first five games following his return, matching the longest such streak of his career...homered on a 0-2 pitch May 2 against Texas...it was his seventh career home run on an 0-2 count...since pitch counts were tracked beginning in 1988, that is tied for the most by an Oakland

Athletic (McGwire and Tejada)...singled in the eighth inning later that day against the Rangers for the 500th hit of his career...opponents were successful in 15 consecutive stolen base attempts from May 6-30 and he tossed out just 6-of-62 (9.7%) attempted base stealers from May 6 to July 26...struck out twice May 13 against Chicago to snap a career-best streak of 17 games and 73 plate appearances without a strikeout...batted .188 with one RBI over a 24-game stretch from May 18 to June 14...committed his first error of the season May 20, snapping a 78-game errorless streak as a catcher dating back to his last miscue on Aug. 8, 2010...the streak was six short of his career high of 84...doubled in the fourth inning May 22 against San Francisco for the 100th double of his career...hit a two-run home run against Florida June 30, his only home run with a runner on base all year...finished June with a .157 batting average, which was the lowest mark in the AL and second lowest in the majors (Werth, WAS .154)...it was the third-lowest June batting average in Oakland history, based on a minimum of 75 plate appearances (Billy Williams, .145 in 1976; Jason Giambi, .152 in 2009)...enjoyed his best month of the season in August when he batted .282 with five home runs and 10 RBI...all three figures were his best single-month totals in 2011...had his second career two-homer game Aug. 17 against Baltimore (also June 3, 2010 at Boston)...that capped a 24-game streak from July 15-Aug. 17 where 14 of his 21 hits were for extra bases (nine doubles, five home runs)...matched his season high with three hits Sept. 12 against Los Angeles, but went 5-for-37 (.135) over his final 13 games...appeared in his 592nd game as a catcher Sept. 25 at Los Angeles, which moved him past Ramon Hernandez for second most in Oakland history.

2010—Continued to be one of the most durable catchers in the American League, tying for second among AL backstops with 121 starts, despite missing 19 games while on the disabled list and three on the bereavement list...tied with Kevin Kouzmanoff for the team lead in RBI (71) and tied for second in home runs (13)...it marked the second consecutive season he led the club in RBI, as he became the first catcher in Athletics history to lead the team in RBI more than once...the only other time an A's catcher led the team in RBI was in 1944 (Frankie Hayes)...however, the RBI were second fewest by a team leader in Oakland history (Mitchell Page, 70 in 1978)...had career-highs in triples (2) and hit by pitches (12)...had the ninth lowest batting average in the AL (.243) and the 10th lowest on-base percentage (.303)...ranked fourth in the AL in plate appearances per strikeout (11.10) and tied for fifth in hit by pitches and grounded into double plays (22)...in addition to RBI, he also led the team in hit by pitches, grounded into double plays and go-ahead RBI (21)...A's pitchers had a 3.27 ERA with him behind the plate, which was the lowest mark in the AL and third lowest in the majors...they had a 4.46 ERA with the other three catchers...ranked second among AL catchers in total chances (868) and putouts (825) and was third in games (123)...committed a career-high eight errors for a .991 fielding percentage, which ranked fourth lowest among the 14 AL qualifiers behind the plate...tossed out 10-of-76 (13.2%) attempted base stealers, which was the lowest percentage in Oakland history...the previous low was 15.1% by Jason Kendall in 2005...his caught stealing percentage was third lowest in the AL...ranked second among AL catchers in RBI (66) and tied for third in home runs (13)...the RBI were fourth best by a catcher in Oakland history...was batting .266 with 12 home runs and 46 RBI in 76 games over the first four months of the season...then hit .207 with one home run and 25 RBI over his final 55 games since Aug. 1...hit 11 of his 13 home runs against right-handers...hit three home runs with an 0-2 count, which tied for the most in the majors...hit .272 with nine of his 13 home runs in 48 starts hitting clean-up...also batted fifth 21 times...had a .338 average with one out and .198 with zero or two outs...made his third straight Opening Day start at catcher, April 5 against Seattle...committed two errors, the first two-error game of his career...had his seventh career walk-off hit April 7 against Seattle, a double...it was his third walk-off double, which ties Terrence Long for the most in Oakland history...hit a three-run home run in the first inning April 22 against New York, then grounded into a triple play in the sixth inning...it was the seventh triple play turned against the A's in Oakland history, the first since Geronimo Berroa hit into one May 14, 1994 at Kansas City...was batting .254 with four home runs and 11 RBI in 17 games when was placed on the 15-day disabled list April 30, retroactive to April 24, with an intercostal strain...it was his first career stint on the DL and it marked the first time over the last three years he has gone more than two consecutive games without starting at catcher...went 3-for-8 (.375) in three starts at catcher on a rehab assignment with Triple-A Sacramento from May 11 to 15...was reinstated from the DL May 16 and started each of the A's first 11 games at catcher following his return, matching the longest consecutive games started streak at catcher of his career (June 6-18, 2008 and July 21-Aug. 2, 2008)...started 11 straight behind the plate again from June 21 to July 3...drove in the winning run May 18 against Seattle with a RBI single in the bottom of the 10th inning...it was his second walk-off hit of the season and eighth of his career (three singles, three doubles, two home runs)...the eight walk-off hits are tied for third most in Oakland history...had a career best streak of four consecutive multiple hit

games from June 1-4 (8-for-19, .421), including June 3 at Boston when he had his first career two-homer game...matched his career-high with four hits June 8 against Los Angeles and Aug. 28 at Texas...was placed on the bereavement list June 11, missing the three-game series at San Francisco before returning to action June 15...started 83 of the A's final 97 games at catcher but hit just .228 following his return...batted .292 with six home runs in June...the home runs tied for seventh in the AL and were his most ever in a month...agreed to terms on a four-year contract through the 2013 season with a club option for 2014, July 23...had a 0-for-22 streak from Aug. 19 to 26...batted .185 in August, which tied for third lowest in the AL.

2009—Led American League catchers in games started for the second consecutive season (132)...had career-highs in runs (74), hits (156), doubles (37), home runs (15), RBI (88), stolen bases (8) and slugging percentage (.421)...led the A's in hits, doubles, RBI, slugging, hit by pitches (8), sacrifice flies (7), multiple RBI games (20) and go-ahead RBI (18)...became just the second catcher in Athletics history to lead the club in RBI...the other was Frankie Hayes, who had 78 RBI for Philadelphia in 1944...the last A's catcher to lead the team in doubles was Hal Smith of the 1957 Kansas City A's (26)...led the A's in hits for the second consecutive season...struck out 59 times for an average of 10.41 plate appearances per strikeout...that was the sixth best ratio in the American League...however, walked just 28 times for an average of 21.93 plate appearances per walk, which was fifth highest in the AL...also tied for ninth in the AL in sacrifice flies and reaching base on an error (8)...in addition to games started, he also led AL catchers in innings (1173.1), putouts (923) and total chances (996) and tied for the lead in games (135)...the total chances were second most in Oakland history to Jason Kendall's record of 1044 in 2005 and his 68 assists and .995 fielding percentage were fourth best...however, tossed out just 17 of 98 (17.3%) attempted base stealers...was named as the third best defensive catcher in the AL in *Baseball America's* best tools survey...led AL catchers in doubles (34), RBI (83) and stolen bases (8)...the doubles were an Oakland record for a catcher...they were the most by an Athletics catcher since Mickey Cochrane had 35 in 1932...the RBI were second best by a catcher in Oakland history and the steals tied for third best...batted .311 on the road...ranked eighth in the AL in RBI after the All-Star Break (51)...combined for a .333 batting average in the eighth and ninth innings...batted .230 with six of his 15 home runs with two strikes...matched his career-high with four hits April 21 at New York...drove in a run in each of his first seven games against the Yankees, matching the Oakland record for consecutive games with a RBI against New York (Jose Canseco, Aug. 24, 1988-Aug. 30, 1989)...finished April with a .343 batting average, his best single month mark in 2009...stole a career-high two bases June 10 against Minnesota to become the fourth catcher in Oakland history to steal two bases in a game, joining Jason Kendall (three times), Mike Heath (twice) and Mickey Tettleton (once)...went back-to-back games without starting for the only time June 11 and 12...had three assists in the fifth inning June 18 at Los Angeles (NL) and all were putouts to different players (first base, second base and shortstop)...not since 1976 had a catcher recorded three assists in an inning, with the putouts going to three different positions (Vic Correll, ATL Sept. 17, 1976)...had a career-high 10-game hitting streak from July 1 to 12 (16 for 42, .381)...went a career-high 26 consecutive games without a walk from July 6 to Aug. 5...lined out as a pinch hitter July 30 against Boston, snapping a career-opening 21-game hitting streak against the Red Sox (29 for 83, .349)...it was the longest hitting streak in Oakland history against Boston...committed an error Aug. 2 against Toronto, snapping a career best 84-game errorless streak dating back to April 10...it was the sixth longest errorless streak by a catcher in Oakland history...had the game-ending RBI single in the bottom of the ninth inning Aug. 22 against Detroit...hit .264 in September, but had 24 RBI, which tied for third in the AL.

2008—In his first full season in the majors, he led American League catchers in games (141) and games started (136) while hitting a team leading .279...also led the A's in hits (148), hit by pitches (11) and multiple hit games (36) while tying Jack Cust for the team lead in games played (148)...became the first catcher to top the club in games since Jeff Newman in 1979 (143)...tied for seventh in the AL in hit by pitches and tied for 10th in grounded into double plays (20)...batted .241 over his first 45 games through May 24, hit .358 over a 51-game stretch from May 25 to July 28 and finished the year by compiling a .237 average over his final 52 games...hit .291 with six of his seven home runs and 37 of his 42 RBI against right-handed pitching...batted .318 at home, which was the ninth best home batting average in Oakland history...was 5 for 8 (.625) with a double, two home runs and four RBI as a pinch hitter...tied for the AL lead in pinch home runs and tied for fifth in pinch hits...his batting average was the best among AL pinch hitters with five or more plate appearances...hit .389 with two home runs and 10 RBI in 15 interleague games...in addition to leading AL catchers in games and games started, he also ranked

first in innings caught (1215.0), total chances (986) and putouts (927)...his putout total was second best in Athletics history by a catcher to the record of 986 set by Jason Kendall in 2005...his innings were third best in Oakland history...tossed out 16 of 71 (22.5%) attempted base stealers...had his first career four-hit game April 14 at Chicago...was batting .327 over his first 16 games before being inserted into the leadoff spot April 18...batted leadoff in each of his next 20 starts through May 13 and hit .200 over that span...had a career long 0 for 23 streak from May 7 to 14...was 4 for 5 with five RBI June 20 against Florida...the RBI were a career high...became the second catcher in Oakland history with four hits and five RBI in one game (Gene Tenace, Sept. 14, 1973 vs. Texas)...three of the five RBI gave the A's the lead, including his third career walk-off RBI, a double in the 11th inning...is the first Oakland Athletic to have three go-ahead RBI in one game since the stat was tracked beginning in 1974...finished June with a .370 batting average, which ranked third in the American League...connected for his first career pinch hit home run July 10 against Seattle...had the game-ending pinch hit home run Aug. 15 against Chicago...had the game-ending pinch hit double Aug. 28 against Minnesota, his second game-ending pinch hit of the season...is just the second player in Oakland history with two game-ending pinch hits in the same season (Frank Fernandez, 1970)...it was the second game-ending pinch hit double in Oakland history (Tommy Davis, April 10, 1971 vs. Kansas City)...missed consecutive games Sept. 23 and 24 at Texas following a collision at home plate Sept. 22...it marked the first time he went back-to-back games without a start since Jason Kendall was traded July 16, 2007.

2007—Made his Major League debut with Oakland in June and spent five weeks as the back-up to Jason Kendall before starting 56 of the A's final 70 games at catcher following the trade of Kendall July 16...made 61 starts total behind the plate...since 1988, the only Oakland rookie to start more games at catcher is A.J. Hinch, who started 109 games in 1998...batted .249 with seven home runs and 39 RBI in 68 games with the A's...hit .281 against right-handed pitching and .290 with runners in scoring position...batted .288 with five of his seven home runs in the seventh inning or later...hit .333 during the day...had six home runs from the nine spot in the order, which was third most in the American League...tossed out 7 of 36 (19.4%) attempted base stealers...hit .185 over his first 21 games through July 28, .312 over his next 28 games through Sept. 2 and .212 over his final 19 games...was selected from Triple-A Sacramento June 10 and made his Major League debut June 12 at Houston...grounded out as a pinch hitter in his first at bat in the 10th inning...collected his first ML hit June 14 at Houston, a pinch hit single off Brian Moehler in the 11th inning of the A's 6-5 win...hit his first home run June 19 against Cincinnati, a solo shot off Todd Coffey in the eighth inning...caught Shane Komine July 17 against Texas to become the first Hawaiian born battery in Major League history...hit his first career walk-off home run Aug. 16 against Chicago, a three-run shot off Matt Thornton with two outs in the bottom of the 10th in an 8-5 win...hit his first career grand slam in the second inning Sept. 10 at Seattle...closed out the A's season with a walk-off single in the bottom of the ninth in the A's 3-2 win over Los Angeles Sept. 30...began the year at Sacramento where he batted .280 with three home runs and 27 RBI in 55 games...tossed out 16 of 42 (38.1%) attempted base stealers...batted .306 over his first 32 games through May 11, went 5 for 39 (.128) over his next 10 games through May 23 and then hit .333 over his final 13 games.

2006—Spent the entire season at Double-A Midland where he batted .285 with seven home runs and 55 RBI in 99 games...named to the Texas League All-Star team...hit .382 against left-handers, .330 with runners in scoring position and .356 with RISP and two outs...tossed out 33 of 70 attempted base stealers (47.1%), which was the second best mark in the Texas League...led all Texas League catchers in fielding percentage (.997) and games (91)...played for the United States in the All-Star Futures game July 9 at Pittsburgh and was 0 for 1...hit .341 with two home runs and 17 RBI in 24 games in June...went 3 for 5 with a home run and eight RBI June 22 at Tulsa...was named to the U.S. Olympic Qualifying team...suffered a bruised left wrist while playing for the U.S. team in Cuba and did not return to action with the RockHounds.

2005—Spent his first full professional season with Single-A Stockton and batted .277 with 12 home runs and 65 RBI in 114 games...added 63 walks for a .378 on-base percentage...made 104 appearances at catcher which led the California League...also topped CL catchers in total chances (947), putouts (882), errors (15) and passed balls (19)...tossed out 32 of 86 (37.2%) attempted base stealers...had two home runs and five RBI May 20 against Bakersfield...reached base safely in 27 consecutive games from June 1 to July 5...hit .286 over that span with a .409 on-base percentage...had a grand slam June 17 against Rancho Cucamonga...hit .222 with a home run and two RBI in two postseason games...then played for the Arizona Fall League Champion Phoenix Desert Dogs and batted .342 with seven RBI in 13 games...

added eight walks for a .447 on-base percentage.

2004—Batted .297 with three home runs and 31 RBI in 46 games in his professional debut at Single-A Vancouver of the Northwest League...added 18 walks and was hit by a pitch a team leading 12 times for a .394 on-base percentage...appeared in 27 games at catcher where he committed just one error for a .995 fielding percentage...tossed out 4 of 24 (16.7%) attempted base stealers...began his professional career by hitting safely in each of his first 12 games from July 17 to 29...batted .362 during the streak with two home runs and eight RBI...went 0 for 13 with a walk in three postseason games for Vancouver.

PERSONAL/MISCELLANEOUS

Kurt Kiyoshi Suzuki was signed by Randy Johnson...he and his wife, Renee, have a daughter, Malia (4/28/11)...graduated from H.P. Baldwin HS (Wailuku, Maui, Hawaii) in 2001...majored in Kinesiology at Cal State Fullerton...won the Johnny Bench Award following the 2004 season, given annually to the nation's top collegiate catcher...was also an All-America selection by *Baseball America* and *Collegiate Baseball* and was named Big West Player of the Year after batting .413 with 16 HR and 87 RBI...led Fullerton to the College World Series championship as his two-out RBI single in the bottom of the seventh inning broke a 2-2 tie to lead the Titans to a 3-2 win over Texas in the championship game...hosted the Inaugural Kurt Suzuki Baseball Clinic in Maui in 2012 to raise awareness for the All PONO Sports Organization, promote healthy lifestyles and exercise for children in Hawaii, as well as teach baseball fundamentals...started the Kurt Suzuki Family Foundation in 2011 to supports the scientific research of chronic illnesses—specifically kidney disease research—and encourage and promote healthy lifestyle choices...is an ambassador for the NephCure Foundation...along with his wife, raised over \$61,000 for the Jon Wilhite Recovery Fund, to help alleviate medical costs accrued by his friend and former Cal State Fullerton teammate who was injured in the tragic car accident that took the lives of Angels' pitcher Nick Adenhart and three others in 2009...was named the co-recipient of the 2009 Dave Stewart Community Service Award which is given annually to an A's player for outstanding work in the community...also voted the 2009 Catfish Hunter Award winner by his teammates, an honor for the A's player's performance on the field and conduct in the clubhouse.

LIFETIME PLAYING RECORD

Year	Club	AVG.	G	AB	R	H	2B	3B	HR	RBI	SH	SF	HP	BB	SO	SB	CS	SLG	OBP	E
2004	Vancouver	.297	46	175	27	52	10	3	3	31	3	3	12	18	26	0	1	.440	.394	1
2005	Stockton	.277	114	441	85	122	26	5	12	65	2	5	12	63	61	5	3	.440	.378	15
2006	Midland	.285	99	376	64	107	26	1	7	55	0	1	9	58	50	5	3	.415	.392	2
2007	Sacramento	.280	55	211	32	59	9	0	3	27	1	3	4	21	41	0	0	.365	.351	3
	OAKLAND	.249	68	213	27	53	13	0	7	39	3	5	3	24	39	0	0	.408	.327	2
2008	OAKLAND	.279	148	530	54	148	25	1	7	42	2	1	11	44	69	2	3	.370	.346	6
2009	OAKLAND	.274	147	570	74	156	37	1	15	88	1	7	8	28	59	8	2	.421	.313	5
2010	OAKLAND	.242	131	495	55	120	18	2	13	71	0	4	12	33	49	3	2	.366	.303	8
	Sacramento	.375	3	8	4	3	2	0	1	5	0	0	0	2	1	0	0	1.000	.500	0
2011	OAKLAND	.237	134	460	54	109	26	0	14	44	3	7	7	38	64	2	2	.385	.301	7
2012	OAKLAND	.218	75	262	19	57	15	0	1	18	2	2	3	9	53	1	0	.286	.250	2
	WASHINGTON	.267	43	146	17	39	5	0	5	25	2	3	2	11	20	1	0	.404	.321	3
AL Totals		.258	703	2530	283	643	134	4	57	302	11	26	44	176	333	16	9	.378	.311	22
NL Totals		.267	43	146	17	39	5	0	5	25	2	3	2	11	20	1	0	.404	.321	3
ML Totals		.255	746	2676	300	682	139	4	62	327	13	29	146	187	353	17	9	.379	.311	25

CAREER TRANSACTIONS

2004 — Selected by the Oakland Athletics organization in the 2nd round of the First-Year Player Draft. **2010** — On disabled list, April 24 to May 15; included rehabilitation assignment to Sacramento, May 11 to 15. **2012** — Traded to the Washington Nationals with cash for minor league catcher David Freitas, August 3. **2013** — Traded to the Oakland Athletics with cash for minor league right-handed pitcher Dakota Bacus, August 23.

DIVISION SERIES RECORD

Year	Club/Opp.	AVG.	G	AB	R	H	2B	3B	HR	RBI	SH	SF	HP	BB	SO	SB	CS	SLG	OBP	E
2012	WAS vs. STL	.235	5	17	0	4	0	0	0	2	0	0	0	2	4	0	0	.235	.316	0

VS. THE AMERICAN LEAGUE

2012		CAREER								
AVG.	AB	H	HR	RBI	vs. TEAM	AVG.	AB	H	HR	RBI
.200	15	3	0	1	Baltimore	.220	127	28	3	15
.417	12	5	0	0	Boston	.331	148	49	4	15
.250	8	2	0	1	Cleveland	.226	115	26	5	15
.400	10	4	0	1	Chicago	.292	144	42	5	25
.111	9	1	0	0	Detroit	.275	131	36	2	16
.286	14	4	0	0	Kansas City	.260	131	34	2	10
.161	31	5	0	2	Los Angeles	.229	323	74	3	30
.267	15	4	0	1	Minnesota	.241	141	34	2	21
.077	13	1	1	2	New York	.302	129	39	5	20
—	0	0	0	0	Oakland	—	0	0	0	0
.091	33	3	0	4	Seattle	.225	316	71	7	40
.294	17	5	0	2	Tampa Bay	.274	124	34	2	18
.200	30	6	0	2	Texas	.254	287	73	6	40
.167	6	1	0	0	Toronto	.211	133	28	1	6

VS. THE NATIONAL LEAGUE

2012		CAREER								
AVG.	AB	H	HR	RBI	vs. TEAM	AVG.	AB	H	HR	RBI
.235	17	4	0	1	Arizona	.238	42	10	1	3
.200	15	3	0	0	Atlanta	.174	23	4	0	0
.400	10	4	1	3	Chicago (NL)	.273	22	6	1	3
—	0	0	0	0	Cincinnati	.200	15	3	1	1
.444	9	4	0	0	Colorado	.409	22	9	1	3
.300	10	3	0	0	Houston	.333	12	4	0	0
.182	11	2	0	2	Los Angeles (NL)	.250	24	6	0	3
.211	19	4	1	2	Miami	.300	40	12	3	13
.167	12	2	0	2	Milwaukee	.167	12	2	0	2
.167	18	3	1	2	New York (NL)	.148	27	4	2	4
.400	20	8	1	3	Philadelphia	.314	35	11	1	3
—	0	0	0	0	Pittsburgh	.231	13	3	2	2
.091	11	1	0	0	San Diego	.238	21	5	0	2
.333	24	8	0	6	San Francisco	.270	89	24	2	10
.316	19	6	1	6	St. Louis	.367	30	11	1	7
—	0	0	0	0	Washington	—	0	0	0	0

MONTHLY BREAKDOWN

2012		CAREER								
AVG.	AB	H	HR	RBI	by MONTH	AVG.	AB	H	HR	RBI
.111	9	1	0	1	March	.235	17	4	0	1
.243	70	17	0	7	April	.273	363	99	7	39
.187	75	14	0	7	May	.227	428	97	4	37
.208	72	15	0	1	June	.268	425	114	15	54
.273	33	9	1	2	July	.275	433	119	8	48
.227	66	15	1	7	August	.240	505	121	16	61
.300	80	24	4	18	September	.252	477	120	11	85
.333	3	1	0	0	October	.286	28	8	1	2

BATTING BREAKDOWN

2012		CAREER								
AVG.	AB	H	HR	RBI	by CATEGORY	AVG.	AB	H	HR	RBI
.200	195	39	3	20	Home	.251	1329	334	36	184
.268	213	57	3	23	Road	.258	1347	348	26	143
.185	119	22	2	12	Day	.252	737	186	24	106
.256	289	74	4	31	Night	.256	1939	496	38	221
.211	232	49	0	16	Pre-ASG	.256	1400	359	28	143
.267	176	47	6	27	Post-ASG	.253	1276	323	34	184
.242	95	23	1	9	vs. LHP	.231	702	162	15	78
.233	313	73	5	34	vs. RHP	.263	1974	520	47	249
.275	91	25	1	33	RISP	.271	690	187	15	258
.133	15	2	0	4	Loaded	.200	75	15	1	49
.500	2	1	0	1	Pinch Hitter	.471	17	8	2	7
—	0	0	0	0	Designated Hitter	.286	84	24	0	11

BALLPARK BREAKDOWN

	AVG.	AB	H	HR	RBI
Angel Stadium	.245	163	40	1	15
AT&T Park	.289	45	13	1	7
Busch Stadium	.294	17	5	0	3
Camden Yards	.215	65	14	0	7
Chase Field	.320	25	8	1	3
Citi Field	.190	21	4	2	4
Citizens Bank Park	.320	25	8	1	3
Comerica Park	.246	57	14	0	2
Coors Field	.444	9	4	0	0
Dodger Stadium	.308	13	4	0	1
Fenway Park	.333	84	28	4	12
Kauffman Stadium	.263	57	15	2	3
Marlins Park	.375	8	3	1	1
Metrodome	.214	28	6	2	7
Minute Maid Park	.333	12	4	0	0
Nationals Park	.242	66	16	2	12
O.co Coliseum	.252	1246	314	34	171
Original Yankee Stadium	.429	14	6	0	1
PETCO Park	.400	10	4	0	2
Progressive Field	.174	69	12	2	6
Rangers Ballpark	.252	131	33	1	17
Rogers Centre	.233	73	17	1	3
Safeco Field	.216	167	36	4	19
Target Field	.220	41	9	0	3
Tokyo Dome	.235	17	4	0	1
Tropicana Field	.288	66	19	1	9
Turner Field	.154	13	2	0	0
U.S. Cellular Field	.247	73	18	1	6
Wrigley Field	.167	12	2	0	0
Yankee Stadium	.408	49	20	1	9

FIELDING STATISTICS

Catcher									
YEAR	PCT.	G	PO	A	E	TC	DP	PB	
2007	.996	66	431	32	2	465	0	7	
2008	.994	141	927	53	6	986	4	5	
2009	.995	135	923	68	5	996	7	3	
2010	.991	123	825	35	8	868	5	7	
2011	.993	129	914	55	7	976	7	5	
2012	.994	117	815	61	5	881	7	6	
Totals	.994	711	4835	304	33	5172	30	33	

SUZUKI'S CAREER BESTS

Hits: 4 (five times), last: August 28, 2010 at Texas
Home Runs: 2 (twice), August 17, 2011 vs. Baltimore; June 3, 2010 at Boston
Runs Batted In: 5, June 20, 2008 vs. Florida
Stolen Bases: 2, June 10, 2009 vs. Minnesota
Hitting Streak: 10, July 1 to 12, 2009
Hitless Streak (At Bats): 23, May 7 to 14, 2008
Grand Slams: 1, September 10, 2007 at Seattle (Ramirez).
Pinch-Hit Home Runs: 2, August 15, 2008 vs. Chicago-AL (Carrasco), July 10, 2008 vs. Seattle (Morrow).
Inside-The-Park Home Runs: None.
Game Ending Home Runs: 2, August 15, 2008 vs. Chicago-AL (Carrasco), August 16, 2007 vs. Chicago-AL (Thornton).
Lead Off Home Runs: None.



CATCHER

Height/Weight: 6-0 / 205

Bats/Throws: Left / Right

Birthdate: February 13, 1990

Opening Day Age: 23

Birthplace/Resides: Rockledge, Florida / Rockledge, Florida

Major League Service: None

Obtained: Selected in the 5th round of the 2011 First-Year Player Draft

Contract Status: First year of a one-year contract through 2013

NON-ROSTER INVITEE

CAREER HIGHLIGHTS

Was the A's fifth round selection in the 2011 First-Year Player Draft and has a .285 (137-for-480) batting average in 136 games in two seasons as a professional...ranked fourth in the A's farm system in batting (.292) and sixth in on-base percentage (.372) in 2012.

2012 HIGHLIGHTS

Batted a combined .292 with three home runs and 44 RBI in 88 games with Single-A Stockton and Double-A Midland...ranked fourth in the A's farm system in batting...added 39 walks for a .372 on-base percentage, which was sixth best among A's minor leaguers...batted .312 (78-for-250) with all three of his home runs and 39 of his 44 RBI against right-handed pitching compared to .215 (14-for-65) against left-handers...slugged .404 against righties, .292 against lefties...his average improved each month at Stockton as he hit .229 in April, .283 in May, .342 in June and .457 in eight games in July before his promotion to Midland on the 12th...then hit .300 in 15 games in July with the RockHounds for a .365 average in the month overall...batted .159 in August...hit .400 when leading off an inning with Stockton, .130 with Midland...appeared in 61 games catcher and one in left field...tossed out 17-of-71 (23.9%) attempted base stealers...did not commit an error in 26 games behind the plate with Midland...also batted .313 with two of his three home runs and 19 RBI in 26 games as the designated hitter...hit in every spot in the order except leadoff and saw his most action with 32 games batting eighth.

MINORS: Strained his oblique muscle during the spring and began the season on the Burlington disabled list...was reinstated from the DL April 12 and transferred to Single-A Stockton...batted .328 with all three of his home runs in 52 games with the Ports...added 28 walks for a .412 on-base percentage...got off to a slow start, batting .200 with one double, one home run and three RBI over his first 15 games through May 10...then hit safely in 32 of his final 37 contests with the Ports (54-for-145, .372)...never went back-to-back games without a hit over that stretch...drove in a season-high five runs May 17 at Modesto...collected season-highs in runs (3) and doubles (2) May 22 against San Jose...had back-to-back three-hit games June 6 and 7 against Rancho Cucamonga to lift his average over .300 (.314)...hit his third home run of the season July 1 against San Jose...then went homerless over his final 43 games...tallied a season-high four hits July 2 against San Jose...hit safely in each of his final five games with Stockton and each of his first seven with Midland for a season-high 12-game hitting streak overall (19-for-48, .396)...was promoted to Double-A July 12 and hit .233 with no home runs and 10 RBI in 36 games with the RockHounds...after batting .375 over his first seven games, he went 19-for-96 (.198) over his final 29 contests, including .159 in 19 games in August.

CAREER

2011—Made his professional debut with Short Season Vermont but appeared in just five games before he was promoted to Single-A Burlington June 27...went 2-for-18 (.111) in five games with the Lake Monsters and hit .293 in 43 games with the Bees...batted a combined .272 with no home runs and 18 RBI in 48 games...hit .323 against right-handed pitching compared to .161 against left-handers...his average improved each month as he batted .143 in June, .260 in July and .321 in August...also went 1-for-3 (.333) in September...had a .333 average with runners in scoring position, including .400 with RISP and two outs...appeared in 34 games at catcher and tossed out 17-of-44 (38.6%) attempted base stealers...also hit .250 in 13 games at designated hitter and was 0-for-2 with a walk as a pinch hitter...hit in every spot in the order except third...after hitting .111 in five games with Vermont, he batted .196

over his first 17 games with Burlington...then went 4-for-4 with a pair of doubles July 30 at Wisconsin and batted .352 over his final 26 games...hit safely in a season-high five consecutive games from Aug. 4 to 9 (6-for-19, .316) and Aug. 23 to 29 (8-for-22, .364)...went 2-for-7 (.286) with a double and walk in two postseason games for Burlington.

PERSONAL/MISCELLANEOUS

Beau Ritchie Taylor was originally signed by A's scout Trevor Schaffer...graduated from Rockledge (FL) High School...attended the University of Central Florida...batted .337 with 16 home runs and 105 RBI in his college career...was a Louisville Slugger/Collegiate Baseball Freshman All-America selection.

LIFETIME PLAYING RECORD

Year	Club	AVG.	G	AB	R	H	2B	3B	HR	RBI	SH	SF	HP	BB	SO	SB	CS	SLG	OBP	E
2011	Vermont	.111	5	18	1	2	0	0	0	1	0	0	0	0	4	0	0	.111	.111	1
	Burlington	.293	43	147	16	43	7	2	0	17	1	1	0	18	34	1	3	.367	.367	4
2012	Stockton	.328	52	195	25	64	10	2	3	34	0	2	1	28	29	0	2	.446	.412	8
	Midland	.233	36	120	13	28	5	0	0	10	1	0	1	11	36	0	0	.275	.303	0
Minor League Totals		.285	136	480	55	137	22	4	3	62	2	3	2	57	103	1	5	.367	.362	13

CAREER TRANSACTIONS

2011 — Selected by the Oakland Athletics organization in the 5th round of the First-Year Player Draft.

COLISEUM FIRSTS

Game: April 17, 1968

Final Score: Baltimore 4, Oakland 1

Winning Pitcher: Dave McNally

Losing Pitcher: Lew Krausse

Attendance: 47,233

First Victory: April 18, 1968

Final Score: Oakland 4, Baltimore 3

Winning Pitcher: Paul Lindblad

Losing Pitcher: Gene Brabender

Batter: Curt Blefary, Baltimore

(walked by Lew Krausse)

A's Batter: Bert Campaneris (popped out to second baseman Davey Johnson)

Hit: Boog Powell (Home run off Lew Krausse, 2nd inning, Apr. 17)

A's Hit: Rick Monday (Home run off Dave McNally, 6th inning, Apr. 17)

Run: Boog Powell (Home run off Lew Krausse, 2nd inning, Apr. 17)

A's Run: Rick Monday (Home run off Dave McNally, 6th inning, Apr. 17)

Error: Bert Campaneris, SS (ball hit by Frank Robinson, 4th inning, Apr. 17)

Pinch Hit: Tony La Russa (single off Dave McNally, 9th inning, Apr. 17)

Relief Pitcher: Diego Segui (relieved Lew Krausse in 6th inning, Apr. 17)

**OUTFIELDER****Height/Weight:** 6-5 / 256**Bats/Throws:** Right / Right**Birthdate:** December 19, 1985**Opening Day Age:** 27**Birthplace/Resides:** Cheverly, Maryland / Apopka, Florida**Major League Service:** 38 days**Obtained:** Acquired from the Toronto Blue Jays for Brett Wallace, December 16, 2009**Contract Status:** First year of a one-year contract through 2013.**CAREER HIGHLIGHTS**

Made his Major League debut with Oakland in 2011...is 9-for-51 (.176) in 17 games in two seasons with the A's...was acquired Dec. 16, 2009 from Toronto after the Blue Jays acquired him in a three-team trade that sent Roy Halladay to Philadelphia and the Phillies Cliff Lee to Seattle...has a .294 (710-for-2415) batting average, 154 doubles, 16 triples, 79 home runs and 414 RBI in 654 games over six seasons in the minors...also has 92 stolen bases...led the Pacific Coast League in walks in 2012 (86)...was rated as the A's ninth-best prospect by *Baseball America* following the 2011 season...was ranked 29th on *Baseball America's* Top 100 Prospects List prior to the start of the 2010 season...was named Eastern League Rookie of the Year in 2009...led the Phillies farm system in batting in 2008 (.346) and 2009 (.320)... hit for the cycle Aug. 12, 2009.

2012 HIGHLIGHTS

Played in six games over two stints with Oakland, going 3-for-21 (.143) with one double and no RBI... was recalled for the first time May 4 and went 3-for-16 (.188) in four starts (one in left field, three in right field) before he was optioned to Sacramento May 11...returned Aug. 3 and went hitless in five at bats in two games, including one start in right field, before he was sent back to Sacramento Aug. 5...went 1-for-12 (.083) against left-handed pitching and 2-for-9 (.222) against right-handers...was 0-for-5 with runners in scoring position...spent the balance of the season at Triple-A Sacramento where he hit .287 with 12 home runs and 67 RBI in 120 games...added 86 walks for a .405 on-base percentage...led the Pacific Coast League and tied for 10th in all of Minor League Baseball in walks...also ranked eighth in the PCL in on-base percentage and tied for 10th in runs (81)...ranked second in the A's farm system in on-base percentage, tied for second in walks, tied for third in doubles (31), fifth in runs and stolen bases (18), sixth in batting, seventh in RBI, extra base hits (44) and total bases (198), eighth in hits (129) and 10th in slugging (.441)...had minor league career highs in runs, walks and strikeouts (105)...his batting average was his best in three seasons in the A's organization and his on-base percentage was the second best mark of his career (.412 in 2008)...reached base safely via hit or walk in 106 of his 120 games... that included a PCL best streak of 36 consecutive road games from April 10 to July 17...hit .365 with a .445 on-base percentage during that streak...reached base safely in 23 consecutive home games from June 27 to Aug. 23 and had a .333 batting average and .495 on-base percentage over that span...hit .293 (98-for-334) against right-handed pitching compared to .270 (31-for-115) against left-handers...had a better on-base percentage against lefties (.429 vs. .396)...batted .309 with eight of his 12 home runs and 47 of his 67 RBI on the road...had a .303 batting average from the sixth inning on...hit .320 with a .416 on-base percentage when leading off an inning...was 5-for-10 (.500) with the bases loaded... appeared in 107 games in right field and one each in left and center...committed four errors for a .979 fielding percentage...had five assists...also hit .372 in 11 games as the designated hitter...batted .301 in 90 games batting fifth...hit in every spot in the order from second through sixth.

SACRAMENTO: Went 8-for-18 (.444) with a home run and eight RBI in the first series of the season at Las Vegas, April 5-8...that included a season-high four RBI April 7 and two three-hit games, which were also a season high...had back-to-back three-hit games April 10 and 11 at Tucson...five of the hits were doubles, including three on the 11th...had two more two-double games April 17 and 20 against Tacoma, giving him nine doubles over a 10-game span from April 10 to 20...hit .352 with 11 doubles, two home runs and 18 RBI in 21 games in April...it was one of three times he hit .300 in a month (.301 in June, .300 in July)...batted .234 in May...was batting .360 following the conclusion of play May 13 but then went 9-for-48 (.188) over his next 15 games through May 30...that dropped his average to

.304...had a 10-game hitting streak from May 31 to June 10 (18-for-38, .474), which included a streak of seven straight multiple-hit games from June 2 to 9 (15-for-28, .536)...went 14-for-72 (.194) over a 20-game stretch from June 11 to July 1 to drop his average under .300 (.298)...then compiled a season-best 12-game hitting streak from July 3 to 17...went 21-for-52 (.404) during the streak to lift his average to .316...had just four home runs over his first 71 games through July 3...then hit five home runs over an 11-game stretch from July 4 to 17...was named Pacific Coast League Batter of the Week for the week of July 9-15 after going 7-for-13 (.538) with three runs, a double, two home runs, six RBI and four walks in a four-game series against Las Vegas after the All-Star Break...went 0-for-8 with a season-high four strikeouts July 18 at Tacoma...matched his season-high with four RBI July 26 at Salt Lake...hit seven of his 12 home runs in 25 games in July and added 22 RBI...was batting .300 entering play Aug. 7 but that would be his last day at .300 as he went 1-for-23 over his next seven games to fall to .285...doubled in three straight games Aug. 17-19...hit .471 (8-for-17) with five runs, two home runs, three RBI and three walks (.550 on-base percentage) in five postseason games for the River Cats.

CAREER

2011—Spent nearly the entire regular season with Triple-A Sacramento before he was promoted to Oakland when rosters expanded in September...made his Major League debut with the A's and went 6 for 30 (.200) with a home run and RBI in 11 games...went 4-for-19 (.211) with his lone home run against left-handed pitching...was 2-for-11 (.182) against right-handers...batted .130 with the bases empty, .429 with runners on...went 2-for-3 (.667) with runners in scoring position...was 1-for-20 (.050) with two strikes...started seven games in right field and two in left field...also went 0-for-1 as a pinch hitter...was recalled from Sacramento Sept. 2 and made his ML debut with a start in right field that night against Seattle...went 0-for-3 with a walk...singled off Blake Wood in the bottom of the ninth inning Sept. 6 against Kansas City for his first big league hit...hit his first ML home run Sept. 20 against Texas, a solo shot off Derek Holland in the fifth inning...it was also his first RBI...hit .263 (5-for-19) with four walks over his first seven games...then went 1-for-11 over his final four contests...was rated as the A's ninth-best prospect by *Baseball America* following the season...batted .272 with 16 home runs and 64 RBI in 93 games with the River Cats...walked 46 times for a .360 on-base percentage...also stole 14 bases...tied for seventh in the A's farm system in home runs and ranked ninth in slugging (.456)...batted .289 against right-handed pitching, compared to .229 against left-handers...hit .206 at home, compared to .328 with 12 of his 16 home runs and 42 of his 64 RBI on the road...had a .561 slugging percentage on the road...batted .237 with the bases empty, .306 with runners on...hit .319 with runners in scoring position...hit 15 of his 16 home runs at night...appeared in 51 games in left field and 40 in right field...had seven assists but also committed five errors...began the season on the disabled list with a sprained left wrist...was reinstated May 13 and hit .377 over his first 12 games...committed three of his five errors in his first seven games of the season...did not hit his first home run until his 12th game, May 26 against New Orleans, when he drove in four runs...went 7-for-41 (.170) over his next 11 games from May 27 to June 12...had his first two-homer game of the season June 13 at Salt Lake...a three-hit game June 15 at Salt Lake lifted his average to .302 but that was his last day over .300...went 18-for-85 (.212) over his next 23 games from June 17 to July 15...hit seven of his 16 home runs in 21 games in June...then had 22 RBI in 27 games in July, hitting .289 in the month and adding 19 walks for a .411 on-base percentage...had a season-high five RBI July 25 against Reno...had a season-best nine-game hitting streak from Aug. 2-10 (13-for-31, .419)...then had a 0-for-25 streak through Aug. 19...had his second two-homer game of the season Aug. 27 at Fresno...homered in his final game Sept. 1 against Las Vegas before being promoted to Oakland the next day.

2010—Batted .272 with six home runs and 78 RBI in 127 games for Triple-A Sacramento in his first season in the Athletics organization...had a career-high six triples...however, his batting average and home runs were the lowest of his six full seasons as were his .392 slugging percentage and .348 on-base percentage...ranked sixth in the A's farm system in RBI, tied for sixth in triples and was eighth in stolen bases (16)...grounded into 22 double plays, which led the Pacific Coast League...finished second on the River Cats in RBI and stolen bases and tied for second in triples...batted .275 against right-handed pitching and .261 against left-handers...hit .340 with runners in scoring position...was 5 for 10 (.500) with 14 RBI with the bases loaded...hit .223 with two home runs and 32 RBI over the first five innings of a game, .329 with four home runs and 46 RBI in the sixth inning or later...appeared in 95 games in right field, 20 in center field and 12 in left field...had 12 assists in 120 games overall in the outfield, but also made nine errors for a .961 fielding percentage...tied for the lead among PCL outfielders in double plays (5) and ranked third in assists...stole a season-high three bases, April 18 against Reno...collected

two triples, April 27 at Las Vegas...was batting .232 when he was placed on the disabled list May 14 with a strained left calf...was reinstated May 29 and batted .286 with four home runs and 56 RBI over his final 94 games...had his first of three four-hit games, June 25 at Las Vegas...also had four hits July 15 at Salt Lake and Sept. 4 at Colorado Springs...had a season-best 17-game hitting streak from July 3 to 22...hit .373 with 17 runs scored and 19 RBI during the streak...drove in a season high five runs, July 19 at Colorado Springs...finished July with a .324 batting average, two home runs, 24 RBI, 19 runs and 15 walks, all his best single-month figures in 2010...then hit .238 with no home runs and 10 RBI in 30 games in August...scored a run in 10 consecutive games from Aug. 26 to Sept. 4 (14 runs total)...went 3 for 19 (.158) with a double, home run and three RBI in five postseason games...ranked 29th on *Baseball America's* Top 100 Prospects List prior to the start of the season...was tabbed as the A's #10 prospect by the same magazine following the season...hit .278 with eight doubles, two home runs and 15 RBI in 30 games for Phoenix in the Arizona Fall League...led the AFL in games and hit by pitches (4).

2009—Spent most of the season at Double-A Reading where he was named Eastern League Rookie of the Year after batting .333 with 15 home runs and 65 RBI in 86 games...was promoted to Triple-A Lehigh Valley July 16 and hit .282 with five home runs and 19 RBI in 30 games for the IronPigs...combined for a .320 average, 20 home runs and 84 RBI in 116 games overall...led the Phillies farm system in batting for the second consecutive season and also ranked second in home runs and third in RBI...had career highs in home runs and stolen bases...was also named to the EL Postseason All-Star team and tied for the league lead with seven intentional walks...hit .356 with runners in scoring position and .338 against right-handed pitching...appeared in 67 games in left field, 38 in right field and 20 at designated hitter...had his only two-homer game April 23 against Bowie...had a season-high five RBI April 30 against Altoona...drove in a run in eight consecutive games from May 20 to 26 (10 RBI total)...went 5 for 6 with a home run and four RBI, May 29 against New Hampshire...hit .369 with a .445 on-base percentage in 28 games in June...was named Eastern League Player of the Week for the week of June 1-7 after batting .462...belted a grand slam June 20 against Harrisburg...stole a season high three bases, July 7 at Akron...was named to the Eastern League Midseason All-Star team and played the entire game in right field, going 1 for 4 with a walk and a RBI...was promoted to Lehigh Valley the next day...hit for the cycle Aug. 12 against Louisville...was named IL Player of the Week for the week of Aug. 10-16 after going 10 for 24 (.417) with two home runs and eight RBI in six games...was placed on the disabled list Aug. 24 with a strained right oblique and missed the remainder of the regular season...was reinstated Sept. 9 and transferred to Reading...went 3 for 12 (.250) with a RBI in three playoff games...was named as Philadelphia's third best prospect by *Baseball America* following the season and was honored as the A's second best prospect after being traded to Oakland Dec. 16...played for Obregon in the Mexican Winter League following the season and hit .308 with a home run and 11 RBI in 19 games.

2008—Played for the Phillies' two Single-A affiliates at Lakewood and Clearwater and combined to hit .346 with 39 doubles, 19 home runs and 88 RBI in 132 games...the batting average was third best among all Single-A hitters and was eighth highest among all full season minor leaguers...also tied for eighth in the minors in total bases (274) and tied for ninth in hits (170)...led the Phillies farm system in batting and RBI and tied for second in home runs...batted .366 with 18 of his 19 home runs and 71 of his 88 RBI against right-handed pitching...appeared in 92 games in left field and 26 in right field and had 18 assists...hit safely in 27 consecutive road games from April 24 to June 20...earned Phillies Minor League Player of the Month honors after hitting .354 in April...followed that up by batting .363 with seven home runs and 31 RBI in 27 games in May...was named South Atlantic League Player of the Week for the week of May 5-11...homered in all four of his games that week and batted .421 with four home runs and 12 RBI...named to the SAL Midseason All-Star team but did not play in the game as he was promoted to Clearwater June 19...was leading the SAL in batting (.361) at the time of his promotion...had a season best 14-game hitting streak from June 5 to 20 (.380)...belted a grand slam, July 1 against Lakeland...batted .581 during an 11-game hitting streak from Aug. 5 to 17...homered twice against Lakeland, Aug. 13...named Phillies Minor League Player of the Month for a second time in August after hitting .376 with 17 doubles, six home runs and 19 RBI in 28 games...played for Honolulu in the Hawaiian Winter League and hit .247 with two home runs and 10 RBI in 25 games...was named as the Phillies sixth best prospect by *Baseball America* following the season.

2007—Made his professional debut with Single-A Williamsport and batted .227 with six home runs and 33 RBI in 66 games...combined for a .179 batting average, two home runs and 17 RBI in 34 games in June and July and then hit .322 with four home runs and 14 RBI in 25 games in August...appeared in 47

games in left field and 13 in right field...had his first career two homer game and drove in five runs, July 1 at Jamestown...was named NYPL Batter of the Week for the week of Aug. 13-19 after going 8 for 14 (.571) with two doubles, two home runs and four RBI in four games.

PERSONAL/MISCELLANEOUS

Michael D. Taylor...graduated from Apopka High School in 2004, earning First Team All-American honors from *USA Today* and *Collegiate Baseball*...attended Stanford University where he earned All-Pac-10 honors as a junior in 2007...hit .316 with 21 home runs and 126 RBI in 174 games in three seasons as a Cardinal.

LIFETIME PLAYING RECORD

Year	Club	AVG.	G	AB	R	H	2B	3B	HR	RBI	SH	SF	HP	BB	SO	SB	CS	SLG	OBP	E
2007	Williamsport	.227	66	233	30	53	14	0	6	33	1	2	2	23	53	8	2	.365	.300	5
2008	Lakewood	.361	67	249	40	90	12	3	10	50	0	2	6	31	43	10	3	.554	.441	3
	Clearwater	.329	65	243	36	80	27	1	9	38	0	2	2	19	46	5	6	.560	.380	2
2009	Reading	.333	86	318	59	106	22	4	15	65	0	3	7	35	51	18	4	.569	.408	1
	Lehigh Valley	.282	30	110	15	31	6	1	5	19	0	3	2	13	19	3	1	.491	.359	2
2010	Sacramento	.272	127	464	79	126	26	6	6	78	0	3	5	51	92	16	5	.392	.348	9
2011	Sacramento	.272	93	349	51	95	16	0	16	64	0	2	3	46	80	14	5	.456	.360	5
	OAKLAND	.200	11	30	4	6	0	0	1	1	0	0	0	5	11	0	0	.300	.314	2
2012	Sacramento	.287	120	449	81	129	31	1	12	67	0	3	5	86	105	18	3	.441	.405	4
	OAKLAND	.143	6	21	2	3	1	0	0	0	0	0	0	0	10	0	0	.190	.143	0
ML Totals		.176	17	51	6	9	1	0	1	1	0	0	0	5	21	0	0	.255	.250	2
Minor League Totals		.294	654	2415	391	710	154	16	79	414	1	20	32	304	489	92	29	.469	.377	31

CAREER TRANSACTIONS

2007 — Selected by the Philadelphia Phillies organization in the 5th round of the First-Year Player Draft. **2009** — Traded to the Toronto Blue Jays with pitcher Kyle Drabek and catcher Travis D'Arnaud in a three-team trade in which Toronto sent Roy Halladay to Philadelphia, Philadelphia sent Cliff Lee to Seattle and Seattle sent pitchers Phillippe Aumont and Juan Ramirez and outfielder Tyson Gillies to Philadelphia, December 16. Traded to the Oakland Athletics for infielder Brett Wallace, December 16.

VS. THE AMERICAN LEAGUE

2012					CAREER					
AVG.	AB	H	HR	RBI	vs. TEAM	AVG.	AB	H	HR	RBI
.000	4	0	0	0	Detroit	.000	4	0	0	0
—	0	0	0	0	Kansas City	.286	7	2	0	0
—	0	0	0	0	Los Angeles	.200	5	1	0	0
—	0	0	0	0	Seattle	.100	10	1	0	0
.250	8	2	0	0	Tampa Bay	.250	8	2	0	0
—	0	0	0	0	Texas	.250	8	2	1	1
.111	9	1	0	0	Toronto	.111	9	1	0	0

MONTHLY BREAKDOWN

2012					CAREER					
AVG.	AB	H	HR	RBI	by MONTH	AVG.	AB	H	HR	RBI
.188	16	3	0	0	May	.188	16	3	0	0
.000	5	0	0	0	August	.000	5	0	0	0
—	0	0	0	0	September	.200	30	6	1	1

BATTING BREAKDOWN

2012					CAREER					
AVG.	AB	H	HR	RBI	by CATEGORY	AVG.	AB	H	HR	RBI
.077	13	1	0	0	Home	.167	30	5	1	1
.250	8	2	0	0	Road	.190	21	4	0	0
.222	9	2	0	0	Day	.211	19	4	0	0
.083	12	1	0	0	Night	.156	32	5	1	1
.188	16	3	0	0	Pre-ASG	.188	16	3	0	0
.000	5	0	0	0	Post-ASG	.171	35	6	1	1
.083	12	1	0	0	vs. LHP	.161	31	5	1	1
.222	9	2	0	0	vs. RHP	.200	20	4	0	0
.000	5	0	0	0	RISP	.250	8	2	0	0
.000	1	0	0	0	Bases Loaded	.000	1	0	0	0
.000	1	0	0	0	Pinch Hitter	.000	2	0	0	0
—	0	0	0	0	Designated Hitter	—	0	0	0	0

BALLPARK BREAKDOWN

	AVG.	AB	H	HR	RBI
Angel Stadium	.000	2	0	0	0
Ballpark in Arlington	.250	4	1	0	0
O.co Coliseum	.167	30	5	1	1
Safeco Field	.143	7	1	0	0
Tropicana Field	.250	8	2	0	0

FIELDING STATISTICS

Outfield

YEAR	PCT.	G	PO	A	E	TC	DP
2011	.920	11	23	0	2	25	0
2012	1.000	6	14	0	0	14	0
Totals	.949	17	37	0	2	39	0

TAYLOR'S CAREER HIGHS

Hits: 2, May 6, 2012 at Tampa Bay

Home Runs: 1, September 20, 2011 vs. Texas

Runs Batted In: 1, September 20, 2011 vs. Texas

Stolen Bases: None

Hitting Streak: 5, September 6 to 20, 2011

Hitless Streak (At Bats): 9, May 10, 2012 to present

Grand Slams: None.

Pinch-Hit Home Runs: None.

Inside-The-Park Home Runs: None.

Game Ending Home Runs: None.

Lead Off Home Runs: None.

**LEFT-HANDED PITCHER****Height/Weight:** 6-3 / 220**Bats/Throws:** Left / Left**Birthdate:** January 18, 1984**Opening Day Age:** 29**Birthplace/Resides:** Toledo, Ohio / Dalton, Ohio**Major League Service:** 138 days**Obtained:** Signed to a minor league contract, November 15, 2012**Contract Status:** First year of a one-year contract through 2013.**NON-ROSTER INVITEE****CAREER HIGHLIGHTS**

Has pitched for four teams in three seasons in the majors and has a 6.93 ERA in 31 career appearances... made his Major League debut with Seattle in 2008, pitched for Pittsburgh in 2010 and logged stints with Boston and New York (AL) in 2012... is 47-36 with 15 saves and a 4.09 ERA (330 er in 727.0 ip) in 292 games, including 82 starts, over eight seasons in the minors... led the International League in appearances (63) in 2011 at Indianapolis... pitched exclusively in relief for the first time in 2009 with Tacoma... led Seattle farmhands with 14 wins and ranked second with 162 strikeouts in 2006 with Single-A Wisconsin and Single-A Inland Empire.

2012 HIGHLIGHTS

Saw action in the majors with Boston and New York (AL) but spent most of the season with the Triple-A affiliates of the two organizations... was on Boston's Opening Day roster and logged a 7.71 ERA in seven relief appearances... claimed off waivers by the Yankees May 12 and compiled a 9.00 ERA in four relief appearances during a September call-up... combined for an 8.22 ERA in 11 big league appearances overall... allowed a .375 opponents batting average, including .235 (4-for-17) against left-handed hitters compared to .533 (8-for-15) against right-handers... opponents batted .500 with runners in scoring position... allowed 6-of-15 (40.0%) inherited runners to score and has allowed 14-of-30 (46.7%) to score in his career... first batters faced were 4-for-10 (.400) with a walk.

MAJORS: Was a non-roster invitee with Boston but was on his first career Opening Day roster after posting a 6.75 ERA in a team-leading 11 spring appearances... allowed at least one run in three of his seven appearances with the Red Sox... tossed fewer than one inning four times... logged a season-high 1.1 scoreless innings April 16 against Tampa Bay... did not retire either of the two batters he faced April 25 at Minnesota (1 h, 1 hb) and was optioned to Triple-A Pawtucket the next day... was designated for assignment May 10 and claimed off waivers by the Yankees May 12... was optioned to Triple-A Scranton Wilkes-Barre May 14 but was recalled by New York Sept. 1 when rosters expanded... retired his first batter faced in each of his four outings in September... did not allow a run in his first two outings (1.1 ip) but surrendered three in his final two (1.2 ip)... was designated for assignment Sept. 25 and outrighted to Scranton/Wilkes-Barre Sept. 30.

MINORS: Made four relief appearances with Pawtucket, posting a 3.38 ERA, before he was claimed by the Yankees... went 2-1 with a save and a 3.45 ERA in 30 games, including six starts, at Scranton/Wilkes-Barre... combined for a 3.45 ERA in 34 minor league appearances overall... surrendered just three home runs in 62.2 innings... allowed a .236 opponents batting average, including .218 (19-for-87) by left-handed hitters compared to .246 (35-for-142) by right-handers... yielded all three of his home runs to righties... allowed a .224 average with runners in scoring position... went 1-0 with a 3.14 ERA in six starts... was 1-1 with a 3.71 ERA in his 28 relief appearances... did not allow a home run in 34.0 relief innings... allowed just 1-of-13 (7.7%) inherited runners to score... converted 1-of-3 (33.3%) save opportunities... logged a 1.90 ERA and .182 opponents batting average in 13 day games compared to a 4.38 ERA and .263 opponents average in 21 appearances at night... did not allow a run in three of his four appearances with Pawtucket following his April 26 option, tossing at least one inning in each appearance... joined Scranton/Wilkes-Barre May 14, posting a 2.08 ERA over his first 15 outings through June 20... recorded his lone save June 12 against Louisville after tossing a scoreless ninth inning... then tossed 2.1 scoreless and hitless innings for the win in his next outing June 15 against Syracuse... the

innings pitched match his season-high as a reliever...had a 3.00 ERA in 18 appearances when he was placed on the seven-day disabled list June 30 with a right shin laceration...was reinstated July 8 and allowed five runs in 4.2 innings over his first four innings...then tossed 4.0 shutout innings in his first start of the season July 24 at Charlotte (1 h, 1 bb, 1 so)...made two more relief appearances before finishing the season with five consecutive starts...struck out a season-high six batters in back-to-back starts Aug. 11 at Buffalo and Aug. 16 against Pawtucket...picked up his lone win as a starter in his last outing Aug. 26 at Lehigh Valley when allowed two runs on three hits in a season-high 7.0 innings.

CAREER

2011—Spent the entire season with Triple-A Indianapolis and paced the International League with a career-high 63 appearances...also topped the league with 12 holds...topped Indianapolis with eight relief wins...went 8-2 with three saves overall, including 2-0 with a 1.08 ERA over his final 13 outings...held left-handed opponents to a .188 average while allowing just one extra-base hit...had a 3.55 ERA in 23 appearances after the All-Star Break...went 2-0 with a 2.40 ERA and 14 strikeouts in 12 games in August...tallied a season-high five strikeouts Aug. 28 at Toledo...won back-to-back games Aug. 28 at Toledo and Aug. 30 vs. Toledo...following the season, went 1-0 with a 2.70 ERA in nine games for Caracas of the Venezuelan Winter League

2010—Played the majority of the season with Triple-A Indianapolis in his first season in the Pirates organization...also appeared in 12 games over four separate stints with Pittsburgh...began the season in Triple-A...did not allow a run in 14.1 innings over nine outings with Indianapolis from April 26-May 22...went 2-0 with two saves and a 0.60 ERA in 12 games in May...recalled by Pittsburgh June 24 and made his Pirates debut June 25 at Oakland...pitched a career-high 3.0 innings and gave up three runs July 3 vs. Philadelphia...was scored upon in three-straight games with the Bucs and was optioned back to Indianapolis July 11...was recalled by Pittsburgh Aug. 1 and made four scoreless outings (3.2 ip) before an Aug. 6 option...recalled again Aug. 23, made one appearance that night against St. Louis, and was optioned Aug. 28...recalled a fourth and final time Sept. 7...surrendered a walk-off home run to Joey Votto Sept. 11 at Cincinnati to suffer his lone loss with Pirates...posted a 3.38 ERA in his final nine games with Pittsburgh.

2009—Spent the entire season with Tacoma, his first season exclusively out of the bullpen and his first full season at the Triple-A level...finished fourth among Pacific Coast League leaders with 53 appearances...led the club in appearances and holds (8)...ranked second on the team with six saves...posted a 1-1 record with two saves and a 0.60 ERA over 11 appearances in July...held left-handed opponents to a .228 clip...held opponents to a .239 average with two outs and runners in scoring position...made two playoff appearances with the Rainiers.

2008—Made his Major League debut with the Mariners in September after splitting the season in the minor leagues between Double-A West Tennessee and Triple-A Tacoma...struck out 10 batters while tossing his second career shutout June 8 at Huntsville with West Tennessee...was placed on the disabled list June 19 with a left hand laceration and returned June 28...recorded his first professional save Aug. 24 at Portland while pitching with Tacoma...spent September with Seattle, making his Major League debut Sept. 1 at Texas...of his eight Major League outings, five were scoreless...suffered his first Big League loss Sept. 20 at Oakland after allowing four hits and one run in 1.2 innings.

2007—Pitched for Double-A West Tennessee, his first season at the Double-A level...began the year on the disabled list with a strained left elbow...was activated May 2...ranked among team leaders in starts (3rd, 24), innings (4th, 119.1) and strikeouts (3rd, 100).

2006—Led Seattle farmhands with 14 wins and ranked second with 162 strikeouts while splitting the season between Single-A Wisconsin and Single-A Inland Empire...set career highs in wins, starts (28), innings (166.1) and strikeouts...began the year with Wisconsin, where he had a 3.10 ERA in 11 starts before joining the 66ers for a start June 9...threw seven straight quality starts from July 24 to Aug. 24, going 4-1 with a 2.61 ERA in that time...tossed his first professional shutout while allowing four hits Aug. 19 at Rancho Cucamonga.

2005—Began his professional career with 18 games, including six starts, with Short Season Single-A Everett...went 2-0 with a 2.76 ERA and 25 strikeouts in 29.1 innings in his 12 relief appearances.

PERSONAL/MISCELLANEOUS

Justin Joseph Thomas was originally signed by Seattle scout Ken Madeja...is married, Theresa...is a 2002 graduate of Clay High School (OH), where he played 4 years of varsity baseball...attended Youngstown (OH) State University...left ranked second in school history in strikeouts (250) and was the only pitcher to post back-to-back seasons of at least seven wins...helped the Penguins capture a Horizon League title in 2004, pitching the team into the final and making its first ever appearance in the College World Series...was named Horizon League Pitcher of the Year and 1st Team All-League in 2005 after going 7-5 with a 3.42 ERA.

LIFETIME PITCHING RECORD

Year	Club	W	L	ERA	G	GS	CG	SHO	SV	IP	H	R	ER	HR	HB	BB	IBB	SO	WP	BK
2005	Everett	3	3	3.81	18	6	0	0	0	59.0	63	31	25	2	4	20	0	48	5	0
2006	Wisconsin	5	5	3.10	11	11	0	0	0	61.0	69	29	21	4	3	17	0	51	2	0
	Inland Empire	9	4	4.10	17	17	1	1	0	105.1	108	58	48	10	3	45	0	111	6	0
2007	West Tenn	4	9	5.51	24	24	0	0	0	119.1	147	82	73	11	5	61	0	100	11	0
2008	West Tenn	7	7	4.32	25	17	1	1	0	118.2	116	66	57	11	11	56	1	106	6	3
	SEATTLE	0	1	6.75	8	0	0	0	0	4.0	9	3	3	0	0	2	0	2	1	0
	Tacoma	2	1	3.71	7	1	0	0	1	17.0	15	7	7	2	0	9	0	21	2	0
2009	Tacoma	2	4	4.48	53	0	0	0	6	60.1	67	33	30	5	4	40	4	53	7	0
2010	Indianapolis	5	0	2.48	40	0	0	0	4	54.1	33	16	15	4	9	10	0	51	2	0
	PITTSBURGH	0	1	6.23	12	0	0	0	0	13.0	21	9	9	3	0	5	1	5	0	0
2011	Indianapolis	8	2	3.89	63	0	0	0	3	69.1	66	32	30	4	8	24	3	59	4	0
2012	BOSTON	0	0	7.71	7	0	0	0	0	4.2	10	4	4	0	1	2	0	4	1	0
	Pawtucket	0	0	3.38	4	0	0	0	0	5.1	5	2	2	0	0	0	0	5	0	0
	Scranton/Wilkes-Barre	2	1	3.45	30	6	0	0	1	57.1	49	23	22	3	1	20	1	49	1	0
	NEW YORK (AL)	0	0	9.00	4	0	0	0	0	3.0	2	3	3	1	0	1	0	3	0	0
AL Totals		0	1	7.71	19	0	0	0	0	11.2	21	10	10	1	1	5	0	9	2	0
NL Totals		0	1	6.23	12	0	0	0	0	13.0	21	9	9	3	0	5	1	5	0	0
ML Totals		0	2	6.93	31	0	0	0	0	24.2	42	19	19	4	1	10	1	14	2	0

CAREER TRANSACTIONS

2005 — Selected by the Seattle Mariners in the fourth round of the First-Year Player Draft. **2009** — Claimed off waivers by the Pittsburgh Pirates, October 29. **2011** — Elected free agency, November 2; signed by the Boston Red Sox to a minor league contract, November 13. **2012** — Claimed off waivers by the New York Yankees, May 12. Elected free agency, October 15; signed by the Oakland Athletics to a minor league contract, November 15.

FRANCHISE MONTHLY BESTS

Wins

26 July, 1931
 25 July, 1928
 24 August, 2002
 24 July, 1929
 23 August, 1971
 23 May, 1931
 23 July, 1930
 23 August, 1914
 22 five times

Losses

28 July, 1916
 27 September, 1940
 27 September, 1915
 26 August, 1960
 26 August, 1945
 26 August, 1943
 25 July, 1936
 25 August, 1938
 24 June, 1979
 24 June, 1920

Highest Winning Pct.

.857 (24-4) August, 2002
 .857 (18-3) April, 1981
 .852 (23-4) May, 1931
 .821 (23-5) August, 1914
 .815 (22-5) May, 1929
 .810 (17-4) Sept., 2001
 .800 (20-5) May, 1910
 .792 (19-5) July, 2012
 .788 (26-7) July, 1931
 .778 (21-6) Sept., 1911
 .778 (21-6) August, 2006

Lowest Winning Pct.

.067 (2-28) July, 1916
 .077 (1-12) April, 1951
 .103 (3-26) August, 1943
 .130 (3-20) July, 1938
 .136 (3-19) June, 1916
 .143 (4-24) June, 1920
 .156 (5-27) Sept., 1915
 .167 (4-20) August, 1915
 .167 (2-10) April, 1966
 .167 (2-10) April, 1935

VS. THE AMERICAN LEAGUE

2012		CAREER												
ERA	W	L	S	G	IP	ER	vs. TEAM	ERA	W	L	S	G	IP	ER
0.00	0	0	0	2	1.1	0	Baltimore	0.00	0	0	0	2	1.1	0
—	0	0	0	0	0.0	0	Boston	—	0	0	0	0	0.0	0
—	0	0	0	0	0.0	0	Chicago	—	0	0	0	0	0.0	0
—	0	0	0	0	0.0	0	Cleveland	—	0	0	0	0	0.0	0
0.00	0	0	0	1	0.1	0	Detroit	0.00	0	0	0	1	0.1	0
—	0	0	0	0	0.0	0	Kansas City	0.00	0	0	0	2	0.1	0
—	0	0	0	0	0.0	0	Los Angeles	INF	0	0	0	1	0.0	1
27.00	0	0	0	2	0.2	2	Minnesota	27.00	0	0	0	2	0.2	2
9.00	0	0	0	2	1.0	1	New York	13.50	0	0	0	4	1.1	2
9.00	0	0	0	1	1.0	1	Oakland	9.64	0	1	0	4	4.2	5
—	0	0	0	0	0.0	0	Seattle	—	0	0	0	0	0.0	0
0.00	0	0	0	1	1.1	0	Tampa Bay	0.00	0	0	0	1	1.1	0
18.00	0	0	0	1	1.0	2	Texas	6.75	0	0	0	3	2.2	2
9.00	0	0	0	1	1.0	1	Toronto	9.00	0	0	0	1	1.0	1

VS. THE NATIONAL LEAGUE

2012		CAREER												
ERA	W	L	S	G	IP	ER	vs. TEAM	ERA	W	L	S	G	IP	ER
—	0	0	0	0	0.0	0	Atlanta	0.00	0	0	0	1	1.0	0
—	0	0	0	0	0.0	0	Cincinnati	4.50	0	1	0	3	2.0	1
—	0	0	0	0	0.0	0	Colorado	0.00	0	0	0	1	0.2	0
—	0	0	0	0	0.0	0	New York	0.00	0	0	0	1	0.1	0
—	0	0	0	0	0.0	0	Philadelphia	9.00	0	0	0	1	3.0	3
—	0	0	0	0	0.0	0	St. Louis	4.50	0	0	0	3	4.0	2

MONTHLY BREAKDOWN

2012		CAREER												
ERA	W	L	S	G	IP	ER	by MONTH	ERA	W	L	S	G	IP	ER
7.71	0	0	0	7	4.2	4	April	7.71	0	0	0	7	4.2	4
—	0	0	0	0	0.0	0	May	—	0	0	0	0	0.0	0
—	0	0	0	0	0.0	0	June	13.50	0	0	0	2	2.0	3
—	0	0	0	0	0.0	0	July	9.00	0	0	0	1	3.0	3
—	0	0	0	0	0.0	0	August	3.18	0	0	0	5	5.2	2
9.00	0	0	0	4	3.0	3	September	6.75	0	2	0	16	9.1	7

PITCHING BREAKDOWN

2012		CAREER												
ERA	W	L	S	G	IP	ER	by CATEGORY	ERA	W	L	S	G	IP	ER
7.71	0	0	0	6	4.2	4	Home	6.14	0	0	0	15	14.2	10
9.00	0	0	0	5	3.0	3	Road	8.10	0	2	0	16	10.0	9
4.50	0	0	0	6	4.0	2	Day	3.12	0	1	0	10	8.2	3
12.27	0	0	0	5	3.2	5	Night	9.00	0	1	0	21	16.0	16
7.71	0	0	0	7	4.2	4	Pre-ASG	9.31	0	0	0	10	9.2	10
9.00	0	0	0	4	3.0	3	Post-ASG	5.40	0	2	0	21	15.0	9
—	0	0	0	0	0.0	0	Starter	—	0	0	0	0	0.0	0
8.22	0	0	0	11	7.2	7	Reliever	6.93	0	2	0	31	24.2	19

BALLPARK BREAKDOWN

	ERA	W	L	S	G	IP	ER
Angel Stadium	INF	0	0	0	1	0.0	1
Busch Stadium	0.00	0	0	0	1	1.0	0
Camden Yards	0.00	0	0	0	1	1.0	0
Citi Field	0.00	0	0	0	1	0.1	0
Comerica Park	0.00	0	0	0	1	0.1	0
Fenway Park	8.10	0	0	0	4	3.1	3
Great American	INF	0	1	0	1	0.0	1
Kauffman Stadium	0.00	0	0	0	2	0.1	0
O.co Coliseum	9.82	0	1	0	3	3.2	4
PNC Park	4.66	0	0	0	7	9.2	5
Rangers Ballpark	0.00	0	0	0	2	1.2	0
Rogers Centre	9.00	0	0	0	1	1.0	1
Safeco Field	27.00	0	0	0	2	0.1	1
Target Field	27.00	0	0	0	2	0.2	2
Yankee Stadium	6.75	0	0	0	2	1.1	1

FIELDING STATISTICS

Pitcher							
Year	Pct.	G	PO	A	E	TC	DP
2008	1.000	8	0	1	0	1	0
2010	1.000	12	0	2	0	2	0
2012	—	11	0	0	0	0	0
Totals	1.000	31	0	3	0	3	0

THOMAS' CAREER BESTS

Low Hit Complete Game: None
Innings Pitched: 3.0, July 3, 2010 vs. Philadelphia
Strikeouts: 2, August 23, 2010 vs. St. Louis
Longest Winning Streak: None
Longest Losing Streak: 2, September 20, 2008 to present
Longest Scoreless Streak: 4.2, August 1 to 23, 2010

CATCHER**Height/Weight:** 6-0 / 215**Bats/Throws:** Left / Right**Birthdate:** November 1, 1984**Opening Day Age:** 28**Birthplace/Resides:** Visalia, California / Tumwater, Washington**Major League Service:** 60 days**Obtained:** Acquired from Tampa Bay for cash considerations, April 5, 2013**Contract Status:** First year of a one-year contract through 2013.**CAREER HIGHLIGHTS**

Made his Major League debut with Tampa Bay in 2012 and went 0 for 25 in 18 games...was originally drafted by the Rays in the 12th round of the 2007 First-Year Player Draft and hit .299 with 44 home runs and 300 RBI in 521 games over six seasons in the Rays farm system...was named Rays Minor League Player of the Year in 2011 after batting a combined .298 with 35 doubles, 17 home runs and 105 RBI in 128 games with Double-A Montgomery and Triple-A Durham...led the Florida State League in batting in 2010 (.345) and was a midseason and postseason All-Star.

2012 HIGHLIGHTS

Saw his first Major League action over three stints with the Rays and made the Opening Day roster...appeared in 18 games, including four starts (three at designated hitter, one at catcher)...also appeared in two games in left field...spent the remainder of the season with Triple-A Durham...went hitless in 25 at bats with the Rays, the longest hitless streak to start a major league career in franchise history...is one of two players since 1990 to go hitless through his first 25 career at-bats, joining Oakland's Chris Carter in 2010 (0-for-33)...since 1900, the longest hitless streak to begin a career by a position player is 0-for-43 by shortstop Chub Aubrey of the Boston Beaneaters in 1903...optioned to Durham April 20 as B.J. Upton was activated from the disabled list...joined the Rays again May 14 when Desmond Jennings went on the DL, but was returned to Durham May 29 when Hideki Matsui was added to the roster...promoted again on Sept. 5...threw out the only base runner who attempted to steal, Jacoby Ellsbury on Sept. 17 vs. Boston...drew a pair of walks, both as a pinch-hitter in the ninth inning in September...on Sept. 15 at New York (AL) received a free pass from Rafael Soriano...on Sept. 20 vs. Boston, walked against Andrew Bailey to load the bases during a 6-run rally en route to a 7-4 walk-off victory, capped by B.J. Upton's walk-off, 3-run homer...named the winner of the 2012 Al Lopez Award as the Rays most outstanding rookie in spring...hit .323 while appearing at four positions: catcher, first base, left field and right field as well as designated hitter...hit .272 with nine home runs and 43 RBI in 94 games for Durham...split time between catcher (37 games), left field (23), first base (16), right field (12) and designated hitter (12)...batted .303 against right-handed pitchers compared to .209 against left-handers...named Rays Minor League Hitter of the Month in June after hitting .364 with six doubles, five home runs, 19 RBI and 24 runs scored

CAREER

2011—Was named Rays Minor League Player of the Year...split the season between Double-A Montgomery and Triple-A Durham with a July 27 promotion...combined to bat .298 with 35 doubles, 17 home runs and 105 RBI...over 128 games, made appearances at catcher (50), left field (48), designated hitter (20), first base (13) and right field (2)...his 105 RBI led the Rays organization and ranked as the 11th-highest total in the minors...it was the fourth-highest total in Rays minor league history...finished sixth in the Rays system with a .298 average...had career highs in hits (152), triples (7) and doubles...hit 17 home runs after entering the season with 18 home runs over four minor league seasons...opened the season with Montgomery and batted .301 with 13 home runs and 85 RBI in 97 games...was named Montgomery's MVP and a mid- and postseason All-Star in the Southern League...despite his call-up, ranked sixth in the SL in RBI and ninth in batting and slugging (.487)...hit .368 with runners in scoring position and .462 with RISP and two outs...hit .253 as a catcher and .337 elsewhere.

2010—Won the Florida State League batting crown with a .345 average at Single-A Charlotte...it was the third-highest average all-time by a Rays farmhand...also led the FSL with a .511 slugging percent-

age and .910 OPS, ranked second in on-base percentage (.399) and tied for sixth with 31 doubles... named a FSL midseason and postseason All-Star...played in only 25 games over the first two months of the season but forced his way into the everyday lineup after batting .371 during that span...was named the Erik Walker Community Champion Award winner after the season.

2009—Suffered a season-ending shoulder injury after playing just 10 games with the Stone Crabs.

2008—Played outfield (67 games), catcher (17) and first base (16) for Single-A Columbus...hit .356 over the final 50 games of the season

2007— Ranked 5th in the New York-Penn League with 48 RBI for Short-A Hudson Valley.

PERSONAL/MISCELLANEOUS

Stephen Guy Vogt was originally signed by Rays Scout Jake Wilson...is married, Alyssa...has a daughter, Payton (9/27/11)...his wife coached basketball for the Evergreen State College Geoducks before having Payton...was a First Team NAIA All-American (twice) and GSAC Player of the Year at Azusa Pacific University (Calif.)...hit .476 in his senior year and finished his college career with a .448 career mark...while sidelined with a shoulder injury at Single-A Charlotte in 2009, he served as a fill-in umpire during a doubleheader for the Stone Crabs at Charlotte Sports Park...the home plate umpire was forced from the game after being hit in the arm by a fastball, and he volunteered to be the base umpire and the two managers agreed...between his generation and his dad's, there are six Vogts who have played college baseball...he played against his brother, Danny, who was a senior at Westmont College when Stephen was a freshman at Azusa Pacific...their father, Randy, played at Fresno State...his two uncles played at UC-Davis...his cousin played at Cal State-Stanislaus.

LIFETIME PLAYING RECORD

Year	Club	AVG.	G	AB	R	H	2B	3B	HR	RBI	SH	SF	HP	BB	SO	SB	CS	SLG	OBP	E
2007	Hudson Valley	.300	70	240	40	72	8	0	4	48	1	7	0	31	31	6	1	.383	.371	1
2008	Columbus	.291	113	392	57	114	22	3	6	54	2	4	3	47	48	6	1	.408	.368	3
2009	Charlotte	.171	10	35	0	6	2	0	0	3	0	0	0	2	4	0	1	.229	.216	0
2010	Charlotte	.345	106	368	56	127	31	3	8	47	3	6	6	31	46	3	1	.511	.399	7
2011	Montgomery	.301	97	386	52	116	21	6	13	85	0	10	1	30	51	4	2	.487	.344	1
	Durham	.290	31	124	15	36	14	1	4	20	0	3	0	4	29	0	0	.516	.305	1
2012	TAMPA BAY	.000	18	25	0	0	0	0	0	0	0	0	0	2	2	0	0	.000	.074	0
	Durham	.272	94	349	48	95	18	4	9	43	2	2	1	42	61	1	0	.424	.350	1
ML Totals		.000	18	25	0	0	0	0	0	0	0	0	0	2	2	0	0	.000	.074	0
Minor League Totals		.299	521	1894	268	566	116	17	44	300	8	32	11	187	270	20	6	.448	.360	14

CAREER TRANSACTIONS

2007 — Selected by the Tampa Bay Rays organization in the 12th round of the First-Year Player Draft. **2013** — Traded to the Oakland Athletics for cash or a player to be named later, April 5.

VS. THE AMERICAN LEAGUE

2012					CAREER					
AVG.	AB	H	HR	RBI	vs. TEAM	AVG.	AB	H	HR	RBI
.000	3	0	0	0	Baltimore	.000	3	0	0	0
.000	6	0	0	0	Boston	.000	6	0	0	0
.000	1	0	0	0	Chicago	.000	1	0	0	0
.000	5	0	0	0	Detroit	.000	5	0	0	0
.000	3	0	0	0	New York	.000	3	0	0	0
.000	4	0	0	0	Toronto	.000	4	0	0	0

VS. THE NATIONAL LEAGUE

2012					CAREER					
AVG.	AB	H	HR	RBI	vs. TEAM	AVG.	AB	H	HR	RBI
.000	3	0	0	0	Atlanta	.000	3	0	0	0

MONTHLY BREAKDOWN

2012					CAREER					
AVG.	AB	H	HR	RBI	by MONTH	AVG.	AB	H	HR	RBI
.000	13	0	0	0	April	.000	13	0	0	0
.000	4	0	0	0	May	.000	4	0	0	0
.000	5	0	0	0	September	.000	5	0	0	0
.000	3	0	0	0	October	.000	3	0	0	0

BATTING BREAKDOWN

2012					CAREER					
AVG.	AB	H	HR	RBI	by CATEGORY	AVG.	AB	H	HR	RBI
.000	14	0	0	0	Home	.000	14	0	0	0
.000	11	0	0	0	Road	.000	11	0	0	0
.000	17	0	0	0	Day	.000	17	0	0	0
.000	8	0	0	0	Night	.000	8	0	0	0
.000	17	0	0	0	Pre-ASG	.000	17	0	0	0
.000	8	0	0	0	Post-ASG	.000	8	0	0	0
.000	2	0	0	0	vs. LHP	.000	2	0	0	0
.000	23	0	0	0	vs. RHP	.000	23	0	0	0
.000	7	0	0	0	RISP	.000	7	0	0	0
—	0	0	0	0	Bases Loaded	—	0	0	0	0
.000	8	0	0	0	Pinch Hitter	.000	8	0	0	0
.000	13	0	0	0	Designated Hitter	.000	13	0	0	0

BALLPARK BREAKDOWN

	AVG.	AB	H	HR	RBI
Comerica Park	.000	5	0	0	0
Fenway Park	.000	4	0	0	0
Rogers Centre	.000	1	0	0	0
Tropicana Field	.000	14	0	0	0
U.S. Cellular Field	.000	1	0	0	0
Yankee Stadium	—	0	0	0	0

FIELDING STATISTICS

Catcher

YEAR	PCT.	G	PO	A	E	TC	DP	PB
2012	1.000	7	19	2	0	21	0	0
Totals	1.000	7	19	2	0	21	0	0

Outfield

YEAR	PCT.	G	PO	A	E	TC	DP
2012	1.000	3	1	0	0	1	0
Totals	1.000	3	1	0	0	1	0

VOGT'S CAREER BESTS

Hits: None

Home Runs: None

Runs Batted In: None

Stolen Bases: None

Hitting Streak: None

Hitless Streak (At Bats): 25, April 26, 2012 to present


Grand Slams: None

Pinch-Hit Home Runs: None

Inside-The-Park Home Runs: None.

Game Ending Home Runs: None

Lead Off Home Runs: None

SECOND BASEMAN**Height/Weight:** 5-9 / 161**Bats/Throws:** Switch / Right**Birthdate:** January 26, 1987**Opening Day Age:** 26**Birthplace/Resides:** Orlando, Florida / Altamonte Springs, Florida**Major League Service:** 1 year, 113 days**Obtained:** Selected in the 1st round (12th selection overall) of the 2008 First-Year Player Draft**Contract Status:** First year of a one-year contract through 2013.**CAREER HIGHLIGHTS**

Hit .221 in 118 games with Oakland in 2012 after batting .303 in 97 games as a rookie in 2011...led Major League rookies in batting and triples (8) in 2011...was named co-winner of the American League Rookie of the Month Award for June that season...was the A's first pick in the 2008 draft...is a .289 (265-for-918) hitter with 42 stolen bases in 231 games in five seasons in the minors...had a 22-game hitting streak for Stockton in 2009...also played in the All-Star Futures Game that season...named to the Arizona Fall League Top Prospects Team in 2009...was named the A's ninth-best prospect by *Baseball America* following the 2008 season, the seventh best after 2009 and the fifth best after 2010.

2012 HIGHLIGHTS

Started 111 of the A's first 121 games at second base but was batting just .220 with two home runs and 20 RBI in 113 games overall when he was optioned to Sacramento Aug. 21...returned to Oakland Sept. 10 and went 2-for-7 (.286) in five games...hit .221 in 118 games overall after batting .303 in 97 games as a rookie in 2011...tied for third in the American League in triples (8) and sacrifice hits (9)...the triples matched his total from 2011, led the A's and tied for sixth most in Oakland history...grounded into just five double plays, an average of 88.8 at bats per GDP...that was the sixth best mark in the AL...however, his .304 slugging percentage was the lowest in the majors and second lowest in Oakland history (Bert Campaneris, .291 in 1976)...had the fourth lowest batting average in the AL and sixth lowest in Oakland history...walked 50 times for a .305 on-base percentage...is the 18th player in Oakland history to finish with a higher on-base percentage than slugging percentage, the first since Jason Kendall in 2006 (.367 on-base pct., .342 slugging pct.)...stole 16 bases after swiping 22 bags in 2011...is the fifth player in Oakland history to steal at least 10 bases in each of his first two seasons, the first since Jason McDonald in 1997...hit .268 during the day compared to .199 at night...now has a .319 (92-for-288) career batting average during the day compared to .230 (129-for-562) at night...the switch-hitter batted .232 (35-for-151) against left-handed pitching compared to .215 (63-for-293) against right-handers...had a .188 batting average with runners in scoring position, including .149 with RISP and two outs...hit .395 with RISP as a rookie, including .391 with RISP and two outs...hit .209 with a .298 on-base percentage in 67 starts in the leadoff spot...also made 31 starts hitting second and 14 batting ninth...made a team-leading 112 starts at second base...committed 11 errors for a .977 fielding percentage, which was third lowest among AL qualifiers at second base...since 1986, the only Athletic second baseman with a lower fielding percentage is Scott Spiezio (.975 in 1998)...the errors tied for fourth most among AL second basemen...was one of just two players on the A's roster to start 100 or more games at one position (Reddick, 131 in right field)...also went 0-for-4 with two strikeouts in four pinch hitting appearances.

OAKLAND: Played in the 100th game of his career April 6 against Seattle, collecting 126 hits over that span...since 1916, the only player in Athletics history with more hits over the first 100 games of his career is Wally Moses, who had 134 hits in his first 100 games with the Philadelphia A's in 1935-36...the previous Oakland record was 122 by Ben Grieve...homered twice over a five-game span from April 7 to 13...that gave him four home runs over a 15-game stretch from Sept. 22, 2011 to April 13, 2012 after beginning his career with a 90-game homerless streak...finished the season with a career-high 109-game homerless streak...that included 105 games as a second baseman, which is third longest by a second baseman in Oakland history...it is the longest since Mike Gallego had a 110-game streak from April 15, 1990-May 26, 1991...the record is 113 by Mike Edwards from July 21, 1978-June 22, 1979...went 0-for-4 April 16 at Los Angeles (AL), snapping a 20-game road hitting streak dating back to Aug. 24, 2011...hit .349 (30-for-86) during the streak, which tied for second longest in Oakland history...

it fell two short of the record of 22 set by Mike Davis from April 22 to June 17, 1987...stole two bases April 21 against Cleveland, his fifth career multi-steal game...finished April with a .186 batting average...did not hit under .288 in a month during his rookie season of 2011...then hit .276 over a 25-game span from May 1 to June 2...stole his 10th base of the season May 15 at Los Angeles (AL)...then went a career-high 35 consecutive games without a stolen base from May 16 to June 25...had a season-best nine-game hitting streak from May 23 to June 2 (13-for-36, .361)...then hit .186 (19-for-102) over his next 27 games from June 3 to July 3...had two RBI June 4 against Texas, snapping a career-high 25-game streak without an RBI...had the first three-walk game of his career June 19 against Los Angeles (NL)...matched his career high with three strikeouts June 25 at Seattle...had a career-high 0-for-15 streak from June 30 to July 4...equaled his career high with three runs scored July 15 at Minnesota...matched the longest hitless streak of his career by going 0-for-15 from July 19 to 24...scored a run in all six games on the road trip from July 24 to 29 (eight runs total)...went 0 for 7 July 30 against Tampa Bay but had the “walk-off” sacrifice fly in the bottom of the 15th inning of the A’s 4-3 win...it was his first career game-ending RBI...is the second player in Oakland history to go hitless in at least seven at bats but still drive in a run (Matt Holliday, May 3, 2009 at Seattle)...had a career-high 31-game errorless streak from June 23 to July 31...was batting .220 with two home runs and 20 RBI in 113 games when he was optioned to Sacramento Aug. 21...went 15-for-45 (.333) with four doubles, 10 RBI, six walks (.412 on-base percentage) and six multiple hit games in 10 regular season games with the River Cats...also went 3-for-21 (.143) with a home run, RBI and three walks in five postseason games...was recalled by the A’s Sept. 10 after Sacramento was eliminated and went 2-for-7 (.286) in five games, including one start at second base.

CAREER

2011—Was one of the top rookies in the American League despite spending the first two months of the season in the minors...was selected by Oakland June 7 when Mark Ellis went on the disabled list and would go on to start 96 of the A’s final 101 games at second base...batted .303 with 26 doubles, eight triples, two home runs, 36 RBI and 22 stolen bases in 97 games...his batting average was the best among Major League rookies with 350 or more plate appearances and his .340 on-base percentage was third best among AL rookies...the batting average was also the best among A’s regulars and it was second best in Oakland history by a rookie to Mitchell Page, who hit .307 in 1977 (min. 350 plate appearances)...the triples tied for second most in Oakland history by a rookie and were the most since Luis Polonia set the record with 10 in 1987...the stolen bases were sixth best and the most since Polonia had 29...led ML rookies in triples...tied for second among AL rookies in stolen bases, ranked third in hits (123), doubles and multiple-hit games (35), fourth in total bases (171), fifth in runs (50) and extra base hits (36), and eighth in RBI...tied for fourth among all AL batters with his eight triples and that matched the sixth best single season total in Oakland history...they were the most by an Athletic with fewer than 100 games played since Bob Dillinger had nine in 84 games with the 1950 Philadelphia A’s...his 123 hits and 26 doubles were the most by an Athletic with fewer than 100 games since Doc Cramer had 129 hits and 27 doubles in 92 games for the 1932 Philadelphia A’s...also tied for sixth in the AL in caught stealing (11) and tied for the fourth lowest stolen base percentage (66.7%)...led the A’s in triples, caught stealing and multiple-hit games...also topped the club with 14 games of three or more hits...hit .395 with runners in scoring position, which was the best among ML batters with at least 75 plate appearances with RISP...using the same minimum, the only Athletic with a better average with RISP since 1974 is Rickey Henderson (.419 in 1995)...batted .391 with RISP and two outs, which was fifth best in the AL...batted .370 during the day, which was the second highest day batting average in Oakland history among players with 150 or more day plate appearances (Danny Cater, .373 in 1968)...was 14-for-15 in stolen base attempts in 36 day games and 8-for-18 in 61 games at night...the switch-hitter batted .310 against right-handed pitching, .287 against left-handers...hit both of his home runs off righties...also hit .352 with runners on base, .321 at home and .310 after the All-Star Break...tied for the AL lead in triples after the break (5), tied for sixth in steals (15) and tied for eighth in hits (88)...started 84 of the A’s final 91 games in the leadoff spot and hit .299 in 85 starts overall batting first...ranked third among AL leadoff hitters in batting average...had a team-leading .248 batting average with two strikes...hit .257 against a pitcher the first time he saw him in a game, .348 after that...batted .337 in the eighth inning or later...led AL second baseman with 13 errors in 96 games...had a .969 fielding percentage, which was the lowest by an A’s second baseman with at least 81 games since Mike Edwards had a .962 mark in 1979...was selected from Triple-A Sacramento June 7 and made his Major League debut at Baltimore that day...went 0-for-4 batting leadoff...hit ninth in each of his next nine starts, batting .406 with three doubles, three triples and just one strikeout...recorded his first Major League hit June 8 at Baltimore when he

doubled off Zach Britton in the third inning...added his first career triple in the eighth inning...stole his first base June 15 against Kansas City...returned to the leadoff spot June 18 and made 84 of his final 86 starts batting first...stole two bases twice in the three-game series at New York (NL), June 21 and 23...was batting .362 with four doubles, three triples, six RBI and four stolen bases in 13 games when Ellis was reinstated from the DL June 22...continued to start at second base and Ellis was dealt to Colorado June 30...was named co-winner of the AL Rookie of the Month Award for June...shared the honor with Ben Revere (MIN) after batting .309 with seven doubles, three triples and six stolen bases in 21 games...was batting .287 at the All-Star Break but then went 14-for-31 (.452) with six multiple-hit games in his first seven games after the break to lift his average to .320...matched his career high with three RBI July 27 against Tampa Bay...went hitless in back-to-back games Aug. 2-3 at Seattle as part of a 0-for-14 streak...never went three consecutive games without a hit...had a career-high 11-game hitting streak from Aug. 24 to Sept. 3...went 17-for-46 (.370) with 11 runs, five doubles and seven stolen bases during the streak, which tied for fourth longest by an AL rookie in 2011...stole three bases in the first game of the doubleheader Aug. 27 at Boston to tie the Oakland single game record for stolen bases by a rookie...the last time was by Luis Polonia on June 20, 1987 vs. Texas...had four straight multiple hit games for the second time, Sept. 6-10 (11-for-19, .579)...that included his first career four-hit game Sept. 7 against Kansas City, which gave him 102 hits over the first 80 games of his career...no one in Oakland history has reached 100 career hits in fewer games...the previous quickest was Ben Grieve who reached the century mark in his 83rd game...since 1919, the only Athletics to reach 100 hits in 80 games or fewer are Wally Moses (76th game, 1935) and Wid Matthews (80th game, 1923)...his average dropped to .295 Sept. 20 but he hit safely in each of his final eight games (13-for-33, .394) to finish the year at .303...hit his first ML home run Sept. 22 against Texas, a solo shot off Colby Lewis in the sixth inning...it snapped a career-opening 90-game homerless streak, which was second longest in Oakland history...Mike Bordick went 132 games before hitting his first home run May 10, 1992...made his first career start in the three spot in the A's final game of the season Sept. 28 at Seattle and went 1-for-4...finished September with a .323 batting average, his best single-month mark of the season...batted .321 with three home runs and 22 RBI in 45 games with the River Cats...added 29 walks for a .417 on-base percentage...also stole 10 bases...hit .333 with all three of his home runs against right-handed pitching, compared to .298 against left-handers...batted .404 with runners in scoring position...hit .387 with runners on, .275 with the bases empty...also hit .397 during the day and .337 on the road...appeared exclusively at second base on defense...committed seven errors in 43 games for a .965 fielding percentage...hit leadoff 42 times...reached base safely via hit or walk in each of his first 26 games, batting .327 with a .427 on-base percentage...went 3-for-6 with three RBI April 28 at Las Vegas and was a single short of the cycle...had a nine-game hitting streak from May 21-31 (15-for-41, .366), his longest with the River Cats.

2010—Spent most of the season at Double-A Midland where he batted .267 with 14 doubles, seven triples, three home runs and 33 RBI in 67 games...missed two months of the season while on the disabled list and hit .306 during a 10-game rehab assignment with the A's affiliate in the Arizona Rookie League...combined with both teams for a .272 batting average in 77 games...tied for third in the A's farm system in triples (8)...hit .330 against left-handed pitching and .243 against right-handers...batted .219 over the first five innings of a game and .359 from the sixth inning on...hit .275 with a .349 on-base percentage in 73 games batting leadoff...appeared exclusively at second base on defense where he made 10 errors in 72 games for a .971 fielding percentage...also went 7 for 25 (.280) in five games at designated hitter...was named the A's fifth best prospect by *Baseball America* following the season...reached base safely in each of his first 28 road games, which was the longest such streak in the Texas League...hit .298 with a .381 on-base percentage during the streak...was batting .304 with two home runs and 13 RBI in 26 games when he was placed on the disabled list May 7 with a strained left hip...was out of action until July 7 when he was sent to the A's affiliate in the Arizona Rookie League to begin a rehab assignment...had a pair of two steal games on July 16 and 19...also stole two bases with Midland at San Antonio Aug. 31...was reinstated from the DL July 21 and returned to Midland...drew a season-best four-walks July 28 against Frisco...collected a season-high four hits Aug. 13 against Tulsa...was 1 for 13 (.077) in three postseason games for the RockHounds.

2009—Combined to hit .278 with nine home runs and 44 RBI in 80 games with Single-A Stockton and Double-A Midland after spending the first two months of the season on the disabled list...was batting .299 with a .385 on-base percentage in 50 games with the Ports before he was promoted to Midland Aug. 3...finished the season by hitting .238 in 30 games with the RockHounds...was successful in 9 of 10 (90.0%) stolen base attempts...batted .203 against left-handed pitching and .348 against right-handers

at Stockton but then hit .333 against lefties and .182 against righties at Midland...appeared exclusively at second base on defense and committed six errors in 74 games for a .983 fielding percentage...began the season on the disabled list with a strained left hip...was reinstated May 27 and hit safely in each of his first 22 games (36 for 90, .400) with all seven of his Stockton home runs and 23 RBI, including June 12 at Visalia when he had a grand slam...hit .403 with a .495 on-base percentage in 20 games in June...played for the United States in the All-Star Futures Game July 13 at St. Louis and went 0 for 2...collected a season-high five hits July 20 at Lancaster...hit .290 with two home runs and eight RBI in eight postseason games to help Midland to the Texas League Championship...played for Phoenix in the Arizona Fall League and hit .241 with six doubles, four triples, a home run and 11 RBI in 21 games...played in the AFL Rising Stars Game and was named to the AFL Top Prospects Team as the second baseman...was also named AFL Player of the Week, Nov. 1...named as the A's number seven prospect by *Baseball America* following the season.

2008—Was assigned to Single-A Kane County after signing July 8...batted .297 with a home run and eight RBI in 19 games with the Cougars...added 13 walks for a .422 on-base percentage...hit .346 against left-handed pitching and .271 against right-handers...hit .353 in the seventh inning or later and had a .346 average when leading off an inning...committed eight errors in 18 games at second base for a .911 fielding percentage (90 total chances)...hit his first professional home run July 24 at Fort Wayne...was placed on the disabled list Aug. 14 with a strained left hip and missed the remainder of the season...was named the A's ninth best prospect by *Baseball America* following the season.

PERSONAL/MISCELLANEOUS

Jemile Nykiwa Weeks was originally signed by A's scout Trevor Schaffer...graduated from Lake Brantley (FL) High School in 2005...was a First Team All-State selection as a senior...attended the University of Miami where he was a First Team All-America selection by *Collegiate Baseball* and First Team All-ACC in 2008...was a Louisville Slugger Freshman All-America selection in 2006...brother, Rickie, plays for the Milwaukee Brewers...signed autographs for Oakland elementary students at the A's Community Fund Holiday Party and took part in a Food and Fund Drive at the Alameda County Community Food Bank Food in 2011.

LIFETIME PLAYING RECORD

Year	Club	AVG.	G	AB	R	H	2B	3B	HR	RBI	SH	SF	HP	BB	SO	SB	CS	SLG	OBP	E
2008	Kane County	.297	19	74	11	22	3	1	1	8	0	0	3	13	12	6	2	.405	.422	8
2009	Stockton	.299	50	201	29	60	9	2	7	31	1	1	3	26	40	5	1	.468	.385	3
	Midland	.238	30	105	10	25	5	0	2	13	4	3	1	10	16	4	0	.343	.303	3
2010	Midland	.267	67	273	43	73	14	7	3	33	2	6	3	28	37	11	6	.403	.335	9
	Arizona A's	.306	10	36	9	11	2	1	0	1	0	0	1	7	4	5	1	.417	.432	1
2011	Sacramento	.321	45	184	30	59	6	4	3	22	1	1	2	29	32	10	4	.446	.417	7
	OAKLAND	.303	97	406	50	123	26	8	2	36	2	4	4	21	62	22	11	.421	.340	13
2012	OAKLAND	.221	118	444	54	98	15	8	2	20	9	3	5	50	70	16	5	.304	.305	11
	Sacramento	.333	10	45	5	15	4	0	0	10	0	0	0	6	8	1	0	.422	.412	3
ML Totals		.260	215	850	104	221	41	16	4	56	11	7	9	71	132	38	16	.360	.321	24

CAREER TRANSACTIONS

2005 — Selected by the Milwaukee Brewers organization in the 8th round of the First-Year Player Draft, did not sign.

2008 — Selected by the Oakland Athletics organization in the 1st round (12th selection overall) of the First-Year Player Draft.

VS. THE AMERICAN LEAGUE

2012					CAREER					
AVG.	AB	H	HR	RBI	vs. TEAM	AVG.	AB	H	HR	RBI
.250	20	5	0	1	Baltimore	.325	40	13	0	2
.167	18	3	0	3	Boston	.267	30	8	0	3
.240	25	6	0	0	Chicago	.256	39	10	0	2
.238	21	5	0	1	Cleveland	.282	39	11	0	3
.273	11	3	0	0	Detroit	.207	29	6	0	1
.308	26	8	0	1	Kansas City	.385	52	20	0	7
.178	45	8	0	2	Los Angeles	.274	84	23	1	10
.267	30	8	0	0	Minnesota	.273	44	12	0	1
.200	30	6	0	1	New York	.271	59	16	0	4
—	0	0	0	0	Oakland	—	0	0	0	0
.240	50	12	2	3	Seattle	.208	101	21	2	3
.042	24	1	0	1	Tampa Bay	.170	53	9	0	7
.174	46	8	0	2	Texas	.260	96	25	1	6
.323	31	10	0	1	Toronto	.250	56	14	0	1

VS. THE NATIONAL LEAGUE

2012					CAREER					
AVG.	AB	H	HR	RBI	vs. TEAM	AVG.	AB	H	HR	RBI
.214	14	3	0	1	Arizona	.269	26	7	0	2
.250	8	2	0	0	Colorado	.250	8	2	0	0
.222	9	2	0	0	Los Angeles	.222	9	2	0	0
—	0	0	0	0	Miami	.308	13	4	0	0
—	0	0	0	0	New York	.167	12	2	0	0
—	0	0	0	0	Philadelphia	.250	12	3	0	0
.182	11	2	0	2	San Diego	.182	11	2	0	2
.240	25	6	0	1	San Francisco	.297	37	11	0	2

MONTHLY BREAKDOWN

2012					CAREER					
AVG.	AB	H	HR	RBI	by MONTH	AVG.	AB	H	HR	RBI
.125	8	1	0	0	March	.125	8	1	0	0
.186	86	16	2	3	April	.186	86	16	2	3
.250	92	23	0	2	May	.250	92	23	0	2
.235	98	23	0	6	June	.268	179	48	0	12
.206	97	20	0	6	July	.254	205	52	0	19
.232	56	13	0	3	August	.270	174	47	0	8
.286	7	2	0	0	September	.321	106	34	2	12

BATTING BREAKDOWN

2012					CAREER					
AVG.	AB	H	HR	RBI	by CATEGORY	AVG.	AB	H	HR	RBI
.215	242	52	1	12	Home	.264	451	119	2	34
.228	202	46	1	8	Road	.256	399	102	2	22
.268	142	38	0	3	Day	.319	288	92	1	17
.199	302	60	2	17	Night	.230	562	129	3	39
.222	311	69	2	13	Pre-ASG	.240	433	104	2	21
.218	133	29	0	7	Post-ASG	.281	417	117	2	35
.232	151	35	1	6	vs. LHP	.257	280	72	1	17
.215	293	63	1	14	vs. RHP	.261	570	149	3	39
.188	85	16	0	17	RISP	.289	166	48	0	49
.125	8	1	0	3	Bases Loaded	.308	13	4	0	8
.000	4	0	0	0	Pinch Hitter	.000	5	0	0	0
.000	1	0	0	0	Designated Hitter	.000	1	0	0	0

BALLPARK BREAKDOWN

	AVG.	AB	H	HR	RBI
AT&T Park	.167	12	2	0	0
Angel Stadium	.250	40	10	1	5
Ballpark in Arlington	.245	49	12	0	1
Camden Yards	.308	26	8	0	1
Chase Field	.214	14	3	0	1
Citi Field	.167	12	2	0	0
Citizens Bank Park	.250	12	3	0	0
Comerica Park	.000	6	0	0	0
Coors Field	.250	8	2	0	0
Fenway Park	.350	20	7	0	2
Kauffman Stadium	.429	14	6	0	1
O.co Coliseum	.266	443	118	2	34
Progressive Field	.333	18	6	0	2
Rogers Centre	.200	20	4	0	1
Safeco Field	.156	45	7	1	1
Target Field	.308	26	8	0	0
Tokyo Dome	.125	8	1	0	0
Tropicana Field	.227	22	5	0	2
U.S. Cellular Field	.280	25	7	0	2
Yankee Stadium	.333	30	10	0	3

FIELDING STATISTICS

Second Base

YEAR	PCT.	G	PO	A	E	TC	DP
2011	.969	96	148	261	13	422	49
2012	.977	113	181	293	11	485	63
Totals	.974	209	329	554	24	907	112

WEEKS' CAREER HIGHS

Hits: 4, September 7, 2011 vs. Kansas City

Home Runs: 1 (four times), last: April 13, 2012 at Seattle

Runs Batted In: 3 (twice), last: July 27, 2011 vs. Tampa Bay

Stolen Bases: 3, August 27, 2011 at Boston; 2 (four times), last: April 21, 2012 vs. Cleveland

Hitting Streak: 11, August 24 to September 3, 2011

Hitless Streak (At Bats): 15 (twice), last: July 19 to 24, 2012

Grand Slams: None.

Pinch-Hit Home Runs: None.

Inside-The-Park Home Runs: None.

Game Ending Home Runs: None.

Lead Off Home Runs: 1, September 23, 2011 at Los Angeles-AL (Jered Weaver).

**LEFT-HANDED PITCHER****Height/Weight:** 6-2 / 215**Bats/Throws:** Left / Left**Birthdate:** February 25, 1987**Opening Day Age:** 26**Birthplace/Resides:** West Peoria, Illinois / Indianapolis, Indiana**Major League Service:** 43 days**Obtained:** Acquired from the San Diego Padres with Andy Parrino for Tyson Ross and minor league A.J. Kirby-Jones, November 16, 2012**Contract Status:** First year of a one-year contract through 2013.**CAREER HIGHLIGHTS**

Began his professional career in the independent Frontier League in 2009, compiling a 14-7 record and a 3.77 ERA in 29 games, including 23 starts...signed with the San Diego organization following the 2010 season and went 12-18 with a 3.46 ERA (101 er in 262.2 ip) in 47 starts in two seasons in the Padres farm system...made his Major League debut with eight starts with the Padres in 2012, going 2-3 with a 5.58 ERA.

2012 HIGHLIGHTS

Made his Major League debut with San Diego, posting a 2-3 record and a 5.58 ERA in eight starts...allowed a .285 opponents batting average, which broke down to .205 (9-for-44) against left-handed hitters compared to .316 (36-for-114) against right-handers...surrendered all five of his home runs to right-handers for a .526 slugging percentage...lefties slugged .318...went 2-1 with a 2.59 ERA and .198 opponents batting average over his first four starts, 0-2 with a 10.13 ERA and .389 opponents average over his final four starts...yielded a .317 average to batters leading off an inning and .306 with runners in scoring position...opponents hit .306 the first two times through the lineup, .206 after that...was 2-2 with a 4.18 ERA and .252 opponents batting average in five starts at home, 0-1 with an 8.76 ERA and .353 opponents average in three starts on the road...yielded four of his five home runs at Petco Park...went 2-0 with a 4.15 ERA in three starts during the day, 0-3 with a 6.65 ERA in five starts at night...opponents were successful in 7 of 8 (87.5%) stolen base attempts...went 1-for-12 (.083) with four strikeouts as a hitter...the Padres were 4-4 (.500) in his starting assignments...tossed six innings or more in four of his eight starts, allowed two runs or fewer four times and walked two batters or fewer five times...was selected by San Diego Aug. 22, making his Major League debut with a start that day against Pittsburgh...picked up his first ML win in the Padres 4-2 victory (6.0 ip, 4 h, 2 r, 2 er, 4 bb, 2 so)...struck out Andrew McCutchen to end the first inning for his first strikeout...singled in the seventh inning off Joe Blanton Sept. 3 at Los Angeles (NL) for his first big league hit...struck out a career-high eight in that game...his second win came in his fourth start Sept. 9 against Arizona when he surrendered a season-low one run in 6.1 innings...became the first pitcher in San Diego history to begin his career by tossing six or more innings while allowing two runs or fewer in each of his first four career starts...then allowed five runs in back-to-back starts Sept. 16 against Colorado and Sept. 22 at San Francisco...yielded a season-high six runs in a season-low 2.2 innings in his final start Oct. 3 at Milwaukee.

MINORS: Combined for a 5-10 record and a 3.70 ERA in 22 starts with Double-A San Antonio and Triple-A Tucson...surrendered just seven home runs in 126.1 innings, an average of 0.50 per nine innings...allowed a .271 opponents batting average, including .263 (26-for-99) against left-handed hitters compared to .274 (107-for-391) against right-handers...surrendered all seven of his home runs and issued 29 of his 31 walks to righties...allowed a .242 average with runners in scoring position at San Antonio but that jumped to .364 with Tucson...his teams were 6-16 (.273) in his starting assignments...tossed six or more innings in 10 of his 22 starts, allowed two runs or fewer 11 times and walked two batters or fewer 17 times...started the year at San Antonio where he went 4-8 with a 3.23 ERA in 18 starts...was 2-4 with a 2.25 ERA in 10 starts at home compared to 2-4 with a 4.40 ERA in eight starts on the road...lost each of his first four decisions, including April 13 at Tulsa when he allowed seven runs on eight hits in 5.1 innings...also yielded three home runs in that game, but would surrender just four over his final 20 starts and 116.0 innings...struck out a season-high eight batters in 5.0 innings April 24 at Frisco...picked up his first win of the season May 15 against Corpus Christi when he allowed just one run in 7.0 innings...was 1-8 with a 4.26 ERA over his first 12 starts through June 14...then tossed

7.0 shutout innings June 19 against Corpus Christi...beginning with that start, he went 3-0 with a 1.27 ERA over his final six Double-A starts...matched his season-high with eight strikeouts July 15 against Midland...was transferred to Tucson July 28 and went 1-2 with a 5.79 ERA in four starts...allowed seven runs in 5.1 innings in his first start July 28 against Tacoma...then tossed a nine-inning complete game five-hit shutout Aug. 2 at Round Rock...did not walk a batter and struck out six...lost each of his final two starts before being promoted to San Diego Aug. 22.

CAREER

2011—Split his first season in the San Diego organization between the Padres two Single-A affiliates at Fort Wayne and Lake Elsinore...was 7-8 with a 3.23 ERA in 25 starts with the two clubs...struck out 107 and walked just 26 for a strikeout-to-walk ratio of 4.12...ranked fourth in the San Diego farm system in ERA...allowed a .266 opponents batting average, including .207 against left-handed hitters compared to .288 against right-handers...leadoff hitters batted .203 with a .255 on-base percentage...yielded a .352 average with runners in scoring position with Fort Wayne but that mark dropped to .250 at Lake Elsinore...his teams were 15-10 (.600) in his starting assignments...tossed six or more innings in 12 of his 25 starts, allowed two runs or fewer 14 times and walked two batters or fewer 22 times...began the season at Fort Wayne where he went 2-6 with a 3.44 ERA in 12 starts...tossed 6.0 shutout innings and allowed just one hit in his first start April 12 against Bowling Green for the win...then went 0-5 with a 4.40 ERA over his next eight starts from April 18 to May 30...walked a season-high three batters April 30 at Dayton...tossed a season-high 7.0 innings May 10 against Bowling Green...allowed a season-high 12 hits in 6.0 innings May 30 against Great Lakes...snapped his losing streak June 11 when he allowed one run in a season-high tying 7.0 innings June 12 at Wisconsin...allowed a season-high six runs in his final start with the Tin Caps June 17 at Great Lakes...was transferred to Lake Elsinore June 23 and went 5-2 with a 3.03 ERA in 13 starts with the Storm...tossed 6.0 shutout innings and struck out a season-high 10 in his first start June 25 at Inland Empire...allowed one run or fewer in each of his first three starts...went 3-0 with a 2.36 ERA over his first six starts...the winning streak was snapped July 27 against Rancho Cucamonga when he allowed a season-high tying six runs...then won each of his next two starts, allowing just one run in 5.0 innings...went 0-2 with a 2.50 ERA (18.0 ip, 15 h, 7 r, 5 er, 10 bb, 14 so) in three postseason starts for Lake Elsinore as the Storm won the California League Championship.

2010—Returned to the Frontier League for the second consecutive season...combined for an 11-5 record and a 3.35 ERA in 19 starts for Evansville and Windy City...allowed just five home runs in 118.1 innings, an average of 0.38 per nine innings...ranked second in the FL in wins and seventh in strikeouts (97).

2009—Pitched for Evansville in the independent Frontier League, going 3-2 with a 5.46 ERA in 10 games, four starts, in his professional debut...struck out 41 batters in 29.2 innings, an average of 12.44 per nine innings...surrendered just one home run.

PERSONAL/MISCELLANEOUS

Andrew Steven Werner...was originally signed by San Diego Padres scouts Randy Smith and Randy Johnson...graduated from Washington Community High School in Illinois...attended Illinois Central for two years...compiled a 3.58 ERA in 45 innings as a freshman en route to All-Region XXIV honors...also attended the University of Indianapolis for two years.

LIFETIME PITCHING RECORD

Year	Club	W	L	ERA	G	GS	CG	SHO	SV	IP	H	R	ER	HR	HB	BB	IBB	SO	WP	BK
2009	Evansville (Ind.)	3	2	5.46	10	4	0	0	0	29.2	30	20	18	1	2	16	0	41	5	1
2010	Evansville (Ind.)	1	1	2.45	3	3	1	1	0	18.1	14	5	5	1	1	5	0	24	0	0
	Windy City (Ind.)	10	4	3.51	16	16	1	0	0	100.0	96	49	39	4	9	42	0	73	5	2
2011	Fort Wayne	2	6	3.44	12	12	0	0	0	68.0	70	30	26	4	1	13	0	52	7	1
	Lake Elsinore	5	2	3.03	13	13	0	0	0	68.1	72	26	23	1	3	13	1	55	2	0
2012	San Antonio	4	8	3.23	18	18	0	0	0	103.0	107	46	37	6	3	25	3	89	2	0
	Tucson	1	2	5.79	4	4	1	1	0	23.1	26	18	15	1	0	6	0	20	0	1
	SAN DIEGO	2	3	5.58	8	8	0	0	0	40.1	45	26	25	5	1	14	1	35	1	1
ML Totals		2	3	5.58	8	8	0	0	0	40.1	45	26	25	5	1	14	1	35	1	1
Minor League Totals		12	18	3.46	47	47	1	1	0	262.2	275	120	101	12	7	57	4	216	11	2
Independent Totals		14	7	3.77	29	23	2	1	0	148.0	140	74	62	6	12	63	0	138	10	3

CAREER TRANSACTIONS

2010 — Signed by the San Diego Padres organization as a non-drafted free agent, October 18. **2012** — Traded to the Oakland Athletics with infielder Andy Parrino for pitcher Tyson Ross and minor league first baseman A.J. Kirby-Jones, November 16.

VS. THE NATIONAL LEAGUE

2012		CAREER												
ERA	W	L	S	G	IP	ER	vs. TEAM	ERA	W	L	S	G	IP	ER
1.42	1	0	0	1	6.1	1	Arizona	1.42	1	0	0	1	6.1	1
3.00	0	1	0	1	6.0	2	Atlanta	3.00	0	1	0	1	6.0	2
9.00	0	0	0	1	5.0	5	Colorado	9.00	0	0	0	1	5.0	5
3.00	0	0	0	1	6.0	2	Los Angeles	3.00	0	0	0	1	6.0	2
16.88	0	0	0	1	2.2	5	Milwaukee	16.88	0	0	0	1	2.2	5
3.00	1	0	0	1	6.0	2	Pittsburgh	3.00	1	0	0	1	6.0	2
8.64	0	2	0	2	8.1	8	San Francisco	8.64	0	2	0	2	8.1	8

BALLPARK BREAKDOWN

	ERA	W	L	S	G	IP	ER
AT&T Park	12.27	0	1	0	1	3.2	5
Dodger Stadium	3.00	0	0	0	1	6.0	2
Miller Park	16.88	0	0	0	1	2.2	5
PETCO Park	4.18	2	2	0	5	28.0	13

FIELDING STATISTICS

Pitcher	Year	Pct.	G	PO	A	E	TC	DP
2012		.750	8	0	3	1	4	1
Totals		.750	8	0	3	1	4	1

MONTHLY BREAKDOWN

2012		CAREER												
ERA	W	L	S	G	IP	ER	by MONTH	ERA	W	L	S	G	IP	ER
3.00	1	1	0	2	12.0	4	August	3.00	1	1	0	2	12.0	4
5.61	1	2	0	5	25.2	16	September	5.61	1	2	0	5	25.2	16
16.88	0	0	0	1	2.2	5	October	16.88	0	0	0	1	2.2	5

PITCHING BREAKDOWN

2012		CAREER												
ERA	W	L	S	G	IP	ER	by CATEGORY	ERA	W	L	S	G	IP	ER
4.18	2	2	0	5	28.0	13	Home	4.18	2	2	0	5	28.0	13
8.76	0	1	0	3	12.1	12	Road	8.76	0	1	0	3	12.1	12
4.15	2	0	0	3	17.1	8	Day	4.15	2	0	0	3	17.1	8
6.65	0	3	0	5	23.0	17	Night	6.65	0	3	0	5	23.0	17
—	0	0	0	0	0.0	0	Pre-ASG	—	0	0	0	0	0.0	0
5.58	2	3	0	8	40.1	25	Post-ASG	5.58	2	3	0	8	40.1	25
5.58	2	3	0	8	40.1	25	Starter	5.58	2	3	0	8	40.1	25
—	0	0	0	0	0.0	0	Reliever	—	0	0	0	0	0.0	0

WERNER'S CAREER BESTS

Low Hit Complete Game: None
Innings Pitched: 6.1, September 9, 2012 vs. Arizona
Strikeouts: 8, September 3, 2012 at Los Angeles (NL)
Longest Winning Streak: 1 (twice), last: September 9, 2012
Longest Losing Streak: 2, September 22, 2012 to present
Longest Scoreless Streak: 5.0, August 28 to September 3, 2012

WERNER'S 2012 STARTS

Date	Opponent	Score	Dec	ERA	IP	H	R	ER	BB	SO	HR	#PIT
Aug. 22	Pittsburgh	4-2	W	3.00	6.0	4	2	2	4	2	1	82
Aug. 28	Atlanta	0-2	L	3.00	6.0	4	2	2	0	7	1	92
Sept. 3	at Los Angeles (NL)	3-4 (11)	—	3.00	6.0	5	2	2	1	8	1	85
Sept. 9	Arizona	8-2	W	2.59	6.1	4	1	1	3	6	0	99
Sept. 16	Colorado	12-11	—	3.68	5.0	7	5	5	1	5	2	84
Sept. 22	at San Francisco	4-8	L	4.64	3.2	6	5	5	3	3	0	76
Sept. 28	San Francisco	1-3	L	4.78	4.2	8	3	3	1	2	0	88
Oct. 3	at Milwaukee	7-6	—	5.58	2.2	7	6	5	1	2	0	60

**RIGHT-HANDED PITCHER****Height/Weight:** 6-7 / 210**Bats/Throws:** Right / Right**Birthdate:** September 24, 1991**Opening Day Age:** 21**Birthplace/Resides:** Puerto Plata, Dominican Republic / Puerto Plata, Dominican Republic**Major League Service:** None**Obtained:** Signed as a non-drafted free agent, July 2, 2008.**Contract Status:** First year of a one-year contract through 2013.**CAREER HIGHLIGHTS**

Was rated as one of the top prospects in the Dominican Republic when he signed with the A's July 2, 2008 at the age of 16...was rated as the A's third best prospect by *Baseball America* prior to the 2009 season...however, made just three starts over his first three seasons (2009-11) due to elbow problems...underwent "Tommy John" surgery on the elbow Aug. 25, 2010...made 14 appearances, including 12 starts, in 2012...is 1-5 with a 6.13 ERA (27 er in 39.2 ip) in 17 games, 15 starts, as a professional...has 36 strikeouts in 39.2 innings but has also issued 29 walks.

2012 HIGHLIGHTS

Began the year in extended spring training before going 0-1 with a 5.40 ERA in six starts with the A's affiliate in the Arizona Rookie League...was transferred to Short Season Vermont July 28, posting a 1-3 record and a 6.97 ERA in eight games, six starts, with the Lake Monsters...combined for a 1-4 record and a 6.46 ERA in 14 games, 12 starts...struck out 25 batters but also walked 25 in 30.2 innings (7.34 per nine innings)...had 11 wild pitches, including 10 in 20.2 innings with Vermont...allowed a .258 opponents batting average, including .203 (15-for-74) against right-handed pitching compared to .348 (16-for-46) against left-handers...surrendered eight of his 10 extra base hits to lefties for a .630 slugging percentage...righties slugged .257...had 15 walks and four strikeouts against lefties compared to 10 walks and 21 strikeouts against righties...yielded a .205 average with runners in scoring position...opponents were 1-for-15 (.067) with RISP and two outs...allowed a .323 batting average and .382 on-base percentage to batters leading off an inning.

MINORS: Made his first start since his August, 2010 "Tommy John" surgery June 30 against the Rangers ARL squad...pitched 1.0 scoreless inning with a walk and strikeout, a line he duplicated in his second start July 5 against the Giants...tossed a season-high 3.0 scoreless innings in his final ARL start July 26 at the Reds...matched that figure four times while pitching for Vermont...struck out exactly one batter in each of his six ARL starts...was promoted to Vermont of the New York-Penn League July 28...yielded a season-high five hits in 2.1 innings in his first start Aug. 1 against Mahoning Valley...had two wild pitches in four consecutive starts from Aug. 11 to 26...issued a season-high four walks Aug. 11 at Brooklyn...made his first relief appearance Aug. 21 at Staten Island, striking out a season-high five batters in 2.2 scoreless innings...then allowed a season-high eight runs on four hits and a season-high tying four walks in a start Aug. 26 at Tri-City...made his second and final relief appearance Aug. 31 against Tri-City...was credited with his first professional win in that game after tossing 3.0 scoreless innings (2 h, 1 bb, 2 so)...then fired 3.0 shutout innings in his final start Sept. 5 against Aberdeen.

CAREER

2011—Missed the entire season as he rehabbed from Aug. 25, 2010 "Tommy John" surgery.

2010—Made his professional debut with the A's Arizona Rookie League team but made just three starts before his season was halted to due elbow problems...was 0-1 with a 5.00 ERA in his three starts...struck out 11 batters in 9.0 innings...held the opposition to a .188 batting average...tossed 3.0 scoreless innings in his first start June 21 at the Angels (1 h, 4 so)...then allowed three runs in 3.0 innings in a loss to the Reds June 26 and two runs in 3.0 innings in a no decision at the Royals July 1...would not make another start before undergoing "Tommy John" surgery on his elbow Aug. 25.

2009—Began the season on the disabled list with the A's affiliate in the Arizona Rookie League with a strained right elbow...missed the entire season...entered the season rated as the A's third best prospect by *Baseball America*...was also listed as number 54 on the magazine's Top 100 Prospect List prior to the season.

PERSONAL/MISCELLANEOUS

Michael Jose Ynoa (Ventura) was originally signed by A's scout Raymond Abreu.

LIFETIME PITCHING RECORD

Year	Club	W	L	ERA	G	GS	CG	SHO	SV	IP	H	R	ER	HR	HB	BB	IBB	SO	WP	BK
2009																				
2010	AZL A's	0	1	5.00	3	3	0	0	0	9.0	6	5	5	1	1	4	0	11	3	0
2011																				
2012	AZL A's	0	1	5.40	6	6	0	0	0	10.0	11	7	6	1	1	9	0	6	1	0
	Vermont	1	3	6.97	8	6	0	0	0	20.2	20	18	16	2	3	16	0	19	10	1
Minor League Totals		1	5	6.13	17	15	0	0	0	39.2	37	30	27	4	5	29	0	36	14	1

CAREER TRANSACTIONS

2008 — Signed by the Oakland Athletics organization as a non-drafted free agent, July 2.

2012 RELIEF PITCHER EFFECTIVENESS

	Runners Inherited	Runners Scored	First Hitters	Save Situations
Accardo	0	0	1 for 1	0 for 0
Balfour	21	10	16 for 65 (9 bb, 1 hb)	24 for 26
Blackley	6	0	2 for 9	0 for 0
Blevins	45	12	14 for 56 (4 bb, 1 hb, 1 sh, 1 sf)	1 for 1
Carignan	2	2	3 for 10 (1 bb)	0 for 0
Chavez	3	3	2 for 4	0 for 0
Cook	25	8	13 for 64 (6 bb, 1 sh)	14 for 21
De Los Santos	0	0	1 for 4 (2 bb)	0 for 0
Doolittle	22	3	11 for 42 (2 bb)	1 for 2
Figueroa	12	2	4 for 18 (1 bb)	0 for 0
Fuentes	2	0	4 for 25 (1 bb)	5 for 8
Godfrey	0	0	1 for 1	0 for 0
Miller	18	8	9 for 26 (7 bb)	0 for 0
Neshek	17	5	3 for 18 (3 bb, 1 hb, 2 sf)	0 for 2
Norberto	24	4	6 for 37 (2 bb)	1 for 3
Ross	4	1	2 for 4 (1 sf)	0 for 0
Scribner	13	4	4 for 28 (2 bb)	1 for 1
Thompson	3	1	0 for 1	0 for 0

**OUTFIELDER****Height/Weight:** 6-2 / 192**Birthdate:** September 5, 1983**Birthplace/Resides:** Houston, Texas / Houston, Texas**Major League Service:** 6 years, 45 days**Obtained:** Acquired from the Arizona Diamondbacks with cash considerations for Cliff Pennington and minor leaguer Yordy Cabrera, October 20, 2012**Contract Status:** Fifth year of a five-year contract through 2013 with a club option for 2014.**Bats/Throws:** Right / Right**Opening Day Age:** 29**CAREER HIGHLIGHTS**

Was acquired from Arizona following the 2012 season...batted .239 with 132 home runs, 408 RBI and 112 stolen bases in 885 games in seven seasons with the Diamondbacks...leaves Arizona ranked second on its career list in doubles (198), walks (360), stolen bases, games and at bats (3173), third in home runs, RBI and runs (453) and fourth in hits (758)...is the only player in Diamondbacks history to boast three seasons with 20 home runs and 20 stolen bases...made 825 career starts for Arizona, all as a center fielder...established Diamondbacks postseason records for home runs in a game (two in 2011 NLDS Game 4 vs. Milwaukee) and series (three during 2011 NLDS)...was a member of the National League All-Star Team in 2010...also earned Most Valuable Player honors from the Arizona chapter of the BBWAA that year...became the first rookie in Major League history to hit 30 home runs and steal 25 bases in a season in 2007...participated in the 2005 All-Star Futures Game at Comerica Park.

2012 HIGHLIGHTS

Appeared in just 101 games due to an injury in his seventh season with Arizona...hit .231 with 24 doubles, 14 home runs and 41 RBI...his 101 games were the fewest since his rookie season in 2006 (30)...won the 2012 Good Guy Award from the Arizona chapter of the BBWAA...reached the 10-homer mark for the sixth straight season, which is tied for the second-longest streak in club history with Steve Finley (1999-2004)...Luis Gonzalez holds the record (8 from 1999-2006)...hit .267 against left-handed pitching compared to .210 against right-handers...his career splits are .271 (222-for-818) against lefties and .228 (536-for-2355) against righties...batted .261 after the All-Star break, compared to .203 in the first half...his average increased in each of the final three months as he batted .227 in July, .235 in August and .333 in September...had a .199 batting average with the bases empty compared to .268 with runners on base, including .284 with runners in scoring position...hit .270 in division games against the National League West, .202 against everyone else...had a .165 batting average leading off an inning...made 84 starts, all in center field...committed two errors for a .990 fielding percentage...was 4-for-10 (.400) with a home run, three RBI and three walks as a pinch hitter...is 9-for-26 (.346) with a home run, nine RBI and seven walks in his career in the pinch...started games in every spot in the order except ninth...made 20 starts in both the sixth and seventh spot, batted fifth 18 times and hit leadoff 17 times.

ARIZONA: Made his sixth Opening Day start in center field for the Diamondbacks April 6 against San Francisco, tying Steve Finley's club record...also hit second career Opening Day home run (also 2008)...hit his 122nd home run April 15 at Colorado, moving past Mark Reynolds (121) into third place on the D-backs all-time home run list...was batting .410 with five home runs and 13 RBI over his first 11 games before leaving the game April 17 against Pittsburgh with a right shoulder contusion following a collision with the left-center field wall...was placed on the disabled list the next day...had a four-game rehab assignment with Single-A Visalia and Triple-A Reno before he was reinstated from the DL May 18...batted .206 with nine home runs and 28 RBI in 90 games following his return...passed Matt Williams (381) and moved into sole possession of third place on the all-time D-backs' RBI list May 18 at Kansas City...hit his first career pinch-hit home run June 27 at Atlanta...moved into sole possession of second place on the club's all-time games played list with his 850th game Aug. 5 at Philadelphia, breaking a tie with Finley (849)...was ejected from the game Aug. 8 at Pittsburgh by Larry Vanover...tied his career high with four hits Aug. 18 at Houston (third time)...made just one start after Sept. 4 due to a strained right quadriceps and was 3-for-7 (.429) in 10 games total over that span.

CAREER

2011—Became the first player in Arizona history to achieve three 20-homer and 20-stolen base seasons, hitting .236 with 38 doubles, 20 homers and 71 RBI in 156 games...set a career high with 80 walks...finished second in the 2011 Rawlings Gold Glove Award voting as a center fielder...matched his career high with a .993 fielding percentage (three errors in 401 total chances), which ranked second among National League center fielders to the Phillies' Shane Victorino...ranked among the NL leaders in GDP percentage (3rd, 2.6), doubles (t-4th) and walks (6th)...batted .262 with 16 home runs and 50 RBI prior to the All-Star Break and .193 with four homers and 21 RBI after the Midsummer Classic...made his fifth career Opening Day start in center field for the Diamondbacks...tied the franchise record (23rd time) with two hits in a single inning April 28 against Chicago (first inning)...his fielding error June 14 against San Francisco ended his season-opening errorless streak at 66 games (April 1-June 13)...it marked the second-longest single-season streak of his career behind an 88-game streak from June 6-Sept.14, 2008...hit his fifth-career game-ending home run Aug. 11 against Houston (off Sergio Escalona)...batted .389 (7-for-18) with one double, three home runs and four RBI in five NLDS games against Milwaukee...the three home runs were an Arizona postseason record for a single playoff series...hit two home runs in Game 4 at Chase Field, becoming the first player in franchise history to accomplish the feat.

2010—Named to his first National League All-Star Team and earned Most Valuable Player honors from the Arizona chapter of the BBWAA while hitting .257 with 33 doubles, 27 home runs and 91 RBI...established career highs in batting average, on-base percentage (.341), OPS (.793), stolen bases (28), RBI and runs scored (94)...ranked among the NL leaders in pitches per plate appearance (7th, 4.17), stolen base percentage (9th, 80.0) and stolen bases (10th)...was one of four players in the NL to collect at least 20 home runs and 20 stolen bases (also Carlos Gonzalez, Hanley Ramirez and Drew Stubbs)...participated in the All-Star Home Run Derby at Angel Stadium and hit one homer...in the game, was 0-for-2 and caught the final out in the 3-1 win to snap the NL's 13-game losing streak...led NL center fielders in total chances (435) and putouts (418) and finished second with 10 assists...hit his second career grand slam and tied a career-high with five RBI April 9 against Pittsburgh...had a pair of home runs June 13 against St. Louis, including his third career walk-off homer...recorded a career-high nine-game hitting streak from June 9-18, hitting .382 (13-for-34)...reached base safely in a career-high 21 consecutive games from July 21-Aug. 12...became the first player in Diamondbacks history and fourth player in the last 40 years to hit a lead-off and walk-off home run in the same game Aug. 7 against San Diego...joined the Rangers' Ian Kinsler (July 19, 2009), the Blue Jays' Reed Johnson (June 15, 2003) and the Angels' Darin Erstad (June 25, 2000)...was the first player to collect at least 20 home runs and 20 stolen bases in 2010 Aug. 9 at Milwaukee.

2009—Appeared in 134 games with Arizona and hit a career-low .212 with 15 home runs and 42 RBI...also played in 13 games with Triple-A Reno...his 3.3 grounded-into-double plays percentage was tied for second-lowest in the National League...ranked fourth among NL center fielders with a .993 fielding percentage (2 errors in 292 total chances)...the two errors marked a career low...matched a career-high and franchise-record with four runs scored June 17 at Kansas City...collected a career-high four hits June 18 at Kansas City and Oct. 2 at Chicago (NL)...optioned to Reno Aug. 10 and hit .370 in 13 games for the Aces...recalled from Reno Aug. 29...tied a franchise record with three home runs Sept. 6 at Colorado (eighth time) and became the first player in Major League history to hit three home runs in a game while owning a sub-.200 batting average (min. 300 at-bats).

2008—Batted .248 with 42 doubles, seven triples, 22 home runs, and 85 RBI in 160 games in his second full season with the Diamondbacks...his 42 doubles were the sixth-highest single-season total in club history...ranked among the National League leaders in at-bats (5th), games played (t-5th), triples (t-6th) and doubles (t-7th)...tied a team-record (10th time) with a career-high three doubles July 23 against Chicago (NL)...hit his first career grand slam Aug. 16 at Houston (Brandon Backe) and joined Miguel Montero as the only Diamondbacks' players to hit grand slams in the same game.

2007—Established single-season franchise-highs for rookies in slugging percentage (.467), stolen bases (27), doubles (29), home runs (32), extra-base hits (64) and runs scored (85)...became the first rookie in Major League history to record 30 home runs and 25 stolen bases in a season...led the Majors with nine leadoff home runs...tied Ricky Henderson (Yankees), Ray Durham (Giants), Alfonso Soriano (Nationals) and Brad Wilkerson (Expos) for the fifth-highest single-season total in Major League history...

collected a RBI in a career-high five consecutive games from April 4-8 (nine RBI total)...hit .273 (3-for-11) in three NLDS games against Chicago...added two home runs and four RBI...batted .286 (4-for-14) with a double and RBI in four NLCS games against Colorado.

2006—Spent the majority of the season with Triple-A Tucson, hitting .276 with 32 doubles, 21 home runs and 77 RBI in 100 games...also appeared in 30 games with the Diamondbacks and went 17-for-70 (.243)...named to *Baseball America's* Triple-A All-Star Team...suffered a broken third metacarpal in his right hand prior to the season, requiring surgery by Dr. Donald Sheridan Feb. 13 in Phoenix...began the season with Tucson...recalled Aug. 18 and made his Major League debut that evening against San Diego...singled off Woody Williams for his first ML hit...hit his first home run Aug. 23 at San Francisco (Jason Schmidt)...had a career-high five RBI Sept. 2 at Washington...named by *Baseball Prospectus* as the eighth-best prospect among the Top 50 prior to the season.

2005—Hit .277 with 41 doubles, 26 home runs, 77 RBI, 32 steals and 100 runs scored in his first season with Double-A Birmingham...named to *Baseball America's* Minor League All-Star Team and Double-A All-Star Team...ranked among the Southern League leaders in runs (1st), doubles (1st), extra-base hits (1st, 70), home runs (t-1st), slugging percentage (2nd, .545) and RBI (t-5th)...the 70 extra-base hits were tied for the seventh-most among all minor-league players...participated in the All-Star Futures Game July 10 at Comerica Park, going 1-for-2 with a walk...named SL Hitter of the Week twice (June 20-26 and Aug. 8-14)...played for Peoria in the Arizona Fall League...ranked by *Baseball America* as the No. 6 prospect, Best Athlete and Fastest Baserunner in the White Sox organization entering the season.

2004—Spent the entire season with Single-A Kannapolis, batting .262 with 31 doubles, 24 home runs and 56 RBI in 135 games...entered the season ranked by *Baseball America* as the ninth-best prospect and Best Athlete in the White Sox organization.

2003—Combined to hit .276 with 21 doubles, seven home runs and 28 RBI in 74 games between Rookie Bristol and Advanced Rookie Great Falls...batted .290 with 18 doubles, seven home runs and 28 RBI in 64 games with Bristol and was named to the Appalachian League Postseason All-Star Team...ranked among the AL leaders in stolen bases (2nd, 21), extra-base hits (3rd, 28), doubles (t-3rd, 18), runs (t-3rd, 47) and hits (4th, 69)...named AL Player of the Month in July.

2002—Made his professional debut with the White Sox affiliate in the Arizona Rookie League, going 40-for-184 (.217) with five home runs and 17 RBI in 55 games...tied for fourth in the league in doubles (13) and homers...rated by *Baseball America* as the 13th-best prospect in the Arizona League following the season.

PERSONAL/MISCELLANEOUS

Christopher Brandon Young...graduated from Bellaire High School in Houston, where he was a first-team All-State selection after leading Texas in stolen bases...participated in MLB's RBI program while growing up in the Houston area...hosted and narrated MLB's primetime special, "Hitting Home with RBI presented by KPMG," that aired on ESPN2 in September 2010...was a studio analyst for MLB Network during the 2010 postseason.

LIFETIME PLAYING RECORD

Year	Club	AVG.	G	AB	R	H	2B	3B	HR	RBI	SH	SF	HP	BB	SO	SB	CS	SLG	OBP	E
2002	AZL White Sox	.217	55	184	26	40	13	1	5	17	2	0	5	19	54	7	8	.380	.308	3
2003	Bristol	.290	64	238	47	69	18	3	7	28	3	4	4	23	40	21	7	.479	.357	1
	Great Falls	.176	10	34	5	6	3	0	0	0	0	0	0	1	10	0	0	.265	.200	0
2004	Kannapolis	.262	135	465	83	122	31	5	24	56	6	3	11	66	145	31	9	.505	.365	11
2005	Birmingham	.277	126	466	100	129	41	3	26	77	7	3	7	70	129	32	6	.545	.377	3
2006	Tucson	.276	100	402	78	111	32	4	21	77	1	5	6	52	71	17	5	.532	.363	5
	ARIZONA	.243	30	70	10	17	4	0	2	10	0	1	1	6	12	2	1	.386	.308	0
2007	ARIZONA	.237	148	569	85	135	29	3	32	68	1	5	6	43	141	27	6	.467	.295	6
2008	ARIZONA	.248	160	625	85	155	42	7	22	85	6	5	1	62	165	14	5	.443	.315	3
2009	ARIZONA	.212	134	433	54	92	28	4	15	42	3	2	4	59	133	11	4	.400	.311	2
	Reno	.370	13	54	17	20	5	1	3	9	0	0	0	9	13	2	2	.667	.460	0
2010	ARIZONA	.257	156	584	94	150	33	0	27	91	1	3	2	74	145	28	7	.452	.341	7
2011	ARIZONA	.236	156	567	89	134	38	3	20	71	1	7	4	80	139	22	9	.420	.331	3
2012	ARIZONA	.231	101	325	36	75	24	0	14	41	0	0	2	36	79	8	3	.434	.311	2
	Visalia	.308	3	13	3	4	3	0	1	7	0	0	0	0	4	0	0	.769	.308	0
	Reno	.000	1	2	0	0	0	0	0	1	0	0	0	0	1	0	0	.000	.000	0
ML Totals		.239	885	3173	453	758	198	17	132	408	12	23	20	360	814	112	35	.437	.318	23

CAREER TRANSACTIONS

2001 — Selected by the Chicago White Sox organization in the 16th round of the First-Year Player Draft. **2005** — Traded with pitchers Orlando Hernandez and Luis Vizcaino to the Arizona Diamondbacks for pitcher Javier Vazquez and cash considerations, December 20. **2012** — On the disabled list, April 18 to May 17; included rehabilitation assignments to Visalia, May 14 to 16, and Reno, May 17. Traded to the Oakland Athletics with cash considerations for infielder Cliff Pennington and minor league infielder Yordy Cabrera, October 20.

DIVISION SERIES RECORD

Year	Club/Opp.	AVG.	G	AB	R	H	2B	3B	HR	RBI	SH	SF	HP	BB	SO	SB	CS	SLG	OBP	E
2007	ARI vs. CHI	.273	3	11	3	3	0	0	2	4	0	0	0	3	8	1	0	.818	.429	0
2011	ARI vs. MIL	.389	5	18	5	7	1	0	3	4	0	0	0	2	5	2	0	.944	.450	0
Totals		.345	8	29	8	10	1	0	5	8	0	0	0	5	13	3	0	.897	.441	0

LEAGUE CHAMPIONSHIP SERIES RECORD

Year	Club/Opp.	AVG.	G	AB	R	H	2B	3B	HR	RBI	SH	SF	HP	BB	SO	SB	CS	SLG	OBP	E
2007	ARI vs. COL	.286	4	14	1	4	1	0	0	1	0	0	1	4	5	0	2	.357	.474	0

ALL-STAR GAME RECORD

Year	Club/Site	AVG.	G	AB	R	H	2B	3B	HR	RBI	SH	SF	HP	BB	SO	SB	CS	SLG	OBP	E
2010	NL/LAA	.000	1	2	0	0	0	0	0	0	0	0	0	0	1	0	0	.000	.000	0

VS. THE AMERICAN LEAGUE

2012					CAREER					
AVG.	AB	H	HR	RBI	vs. TEAM	AVG.	AB	H	HR	RBI
—	0	0	0	0	Baltimore	.235	17	4	1	1
—	0	0	0	0	Boston	.235	34	8	0	4
—	0	0	0	0	Cleveland	.182	11	2	0	0
—	0	0	0	0	Chicago	.182	11	2	0	0
—	0	0	0	0	Detroit	.265	34	9	0	7
.167	12	2	2	2	Kansas City	.222	45	10	1	8
.091	11	1	0	0	Los Angeles	.067	15	1	0	0
—	0	0	0	0	Minnesota	.200	20	4	0	1
—	0	0	0	0	New York	.174	23	4	0	1
.375	8	3	0	0	Oakland	.400	40	16	3	9
.100	10	1	0	0	Seattle	.100	10	1	0	0
—	0	0	0	0	Tampa Bay	.154	26	4	2	3
.083	12	1	0	0	Texas	.077	13	1	0	0
—	0	0	0	0	Toronto	.500	12	6	2	7

VS. THE NATIONAL LEAGUE

2012					CAREER					
AVG.	AB	H	HR	RBI	vs. TEAM	AVG.	AB	H	HR	RBI
—	0	0	0	0	Arizona	—	0	0	0	0
.400	5	2	2	2	Atlanta	.233	116	27	10	18
.167	18	3	1	1	Chicago	.250	136	34	7	21
.176	17	3	0	1	Cincinnati	.191	110	21	7	16
.323	31	10	2	7	Colorado	.258	345	89	15	44
.455	22	10	2	9	Houston	.343	137	47	9	36
.189	37	7	1	2	Los Angeles	.211	360	76	14	37
.133	15	2	0	0	Miami	.225	151	34	5	17
.000	16	0	0	0	Milwaukee	.193	145	28	5	10
.222	9	2	0	2	New York	.179	123	22	1	8
.143	7	1	0	0	Philadelphia	.278	115	32	5	11
.278	18	5	1	2	Pittsburgh	.294	126	37	7	22
.250	40	10	3	5	San Diego	.252	373	94	15	47
.345	29	10	1	7	San Francisco	.233	335	78	9	36
.167	6	1	1	1	St. Louis	.250	144	36	9	22
.500	2	1	0	0	Washington	.212	146	31	5	22

MONTHLY BREAKDOWN

2012					CAREER					
AVG.	AB	H	HR	RBI	by MONTH	AVG.	AB	H	HR	RBI
—	0	0	0	0	March	.250	4	1	1	1
.410	39	16	5	13	April	.248	505	125	27	88
.158	38	6	0	2	May	.240	517	124	15	58
.143	77	11	2	3	June	.225	551	124	23	55
.227	66	15	4	11	July	.245	518	127	17	61
.235	85	20	3	9	August	.227	551	125	26	71
.333	18	6	0	3	September	.249	503	125	21	69
.500	2	1	0	0	October	.292	24	7	2	5

BATTING BREAKDOWN

2012					CAREER					
AVG.	AB	H	HR	RBI	by CATEGORY	AVG.	AB	H	HR	RBI
.226	155	35	5	17	Home	.254	1587	403	70	209
.235	170	40	9	24	Road	.224	1586	355	62	199
.267	105	28	4	17	Day	.242	933	226	41	144
.214	220	47	10	24	Night	.238	2240	532	91	264
.203	172	35	8	19	Pre-ASG	.235	1767	416	71	232
.261	153	40	6	22	Post-ASG	.243	1406	342	61	176
.267	120	32	5	12	vs. LHP	.271	818	222	38	106
.210	205	43	9	29	vs. RHP	.228	2355	536	94	302
.284	81	23	3	26	RISP	.237	744	176	26	267
.250	8	2	0	3	Bases Loaded	.256	78	20	2	58
.400	10	4	1	3	Pinch Hitter	.346	26	9	1	2
.125	8	1	0	2	Designated Hitter	.125	8	1	0	9

BALLPARK BREAKDOWN

	AVG.	AB	H	HR	RBI
Angel Stadium	.091	11	1	0	0
AT&T Park	.212	170	36	3	18
Busch Stadium	.212	66	14	4	11
Camden Yards	.286	7	2	1	1
Chase Field	.254	1587	403	70	209
Citi Field	.171	35	6	0	2
Citizens Bank Park	.180	50	9	0	0
Comerica Park	.280	25	7	0	3
Coors Field	.288	170	49	9	29
Dodger Stadium	.177	186	33	4	12
Fenway Park	.333	21	7	0	3
Great American	.143	56	8	3	5
Kauffman Stadium	.290	31	9	1	7
Metrodome	.091	11	1	0	0
Miller Park	.147	75	11	2	3
Minute Maid Park	.418	67	28	5	21
Nationals Park	.186	43	8	1	5
O.co Coliseum	.364	22	8	2	5
Original Yankee Stadium	.182	11	2	0	1
PETCO Park	.231	195	45	8	25
PNC Park	.246	65	16	3	7
Rangers Ballpark	.083	12	1	0	0
RFK Stadium	.292	24	7	1	13
Shea Stadium	.167	24	4	0	1
Sun Life Stadium	.187	75	14	3	6
Tropicana Field	.083	12	1	1	1
Turner Field	.224	58	13	6	10
Wrigley Field	.234	64	15	5	10

FIELDING STATISTICS

Outfield							
YEAR	PCT.	G	PO	A	E	TC	DP
2006	1.000	24	50	1	0	51	0
2007	.984	146	354	6	6	366	2
2008	.993	159	393	5	3	401	2
2009	.993	124	287	3	2	292	1
2010	.984	156	418	10	7	435	6
2011	.993	155	394	4	3	401	2
2012	.990	87	201	4	2	207	1
Totals	.989	851	2097	33	23	2153	14

YOUNG'S CAREER HIGHS

Hits: 4 (three times), last: August 18, 2012 at Houston

Home Runs: 3, September 6, 2009 at Colorado; 2 (nine times), April 27, 2011 vs. Philadelphia; August 7, 2010 vs. San Diego; June 13, 2010 vs. St. Louis; April 5, 2008 at Colorado; August 26, 2007 vs. Chicago (NL); August 17, 2007 at Atlanta; August 14, 2007 at Florida; May 11, 2007 at Houston; April 30, 2007 at Los Angeles (NL). Note: Also hit two home runs in Game 4 of the 2011 NLDS vs. Milwaukee.

Runs Batted In: 5 (four times), last: July 2, 2010 vs. Los Angeles (NL)

Stolen Bases: 3, June 5, 2010 vs. Colorado; 2 (seven times), last: July 21, 2012 vs. Houston

Hitting Streak: 9, June 9 to 18, 2010

Hitless Streak (At Bats): 23, April 28 to May 5, 2009

Grand Slams: 2, April 9, 2010 vs. Pittsburgh (Charlie Morton); August 16, 2008 at Houston (Brandon Backe).

Pinch-Hit Home Runs: 1, June 27, 2012 at Atlanta (Jonny Venters).

Inside-The-Park Home Runs: None.

Game Ending Home Runs: 5, August 11, 2011 vs. Houston (Sergio Escalona); August 7, 2010 vs. San Diego (Luke Gergerson); June 13, 2010 vs. St. Louis (Kyle McClellan); June 19, 2007 vs. Tampa Bay (Al Reyes); June 5, 2007 vs. San Francisco (Kevin Correia).

Lead Off Home Runs: 13, August 7, 2010 vs. San Diego (Clayton Richard); July 21, 2010 vs. New York-NL (Jonathon Niese); May 25, 2008 at Atlanta (Tom Glavine); April 5, 2008 at Colorado (Jeff Francis); September 22, 2007 vs. Los Angeles-NL (David Wells); August 26, 2007 vs. Chicago-NL (Jason Marquis); August 22, 2007 vs. Milwaukee (Jeff Suppan); August 16, 2007 at Florida (Daniel Barone); August 14, 2007 at Florida (Dontrelle Willis); July 28, 2007 vs. Atlanta (John Smoltz); July 25, 2007 vs. Florida (Scott Olsen); July 16, 2007 at Milwaukee (Dave Bush); April 30, 2007 at Los Angeles-NL (Randy Wolf).

RECENT PLAYER OF THE WEEK AWARD WINNERS

Josh Reddick, September 3, 2012

Yoenis Céspedes, July 16, 2012

Brandon Moss, June 18, 2012

Hideki Matsui, July 25, 2011

Gio Gonzalez, July 4, 2011*

Trevor Cahill, August 9, 2010

Dallas Braden, May 10, 2010

Mark Ellis, August 10, 2009

Jack Cust, May 5, 2008

Jack Cust and Dan Johnson, May 14, 2007

Frank Thomas, September 11, 2006

Mark Kotsay, July 17, 2006

Eric Chavez, May 30, 2005

Eric Byrnes, August 2, 2004

Erubiel Durazo and Scott Hatteberg, June 14, 2004

Miguel Tejada, August 25, 2003*

Mark Mulder, August 4, 2003

Barry Zito, May 5, 2003*

Scott Hatteberg, April 14, 2003

Tim Hudson, Sept. 9, 2002*

Eric Chavez, August 19, 2002

David Justice, April 1, 2002

Mark Mulder, August 6, 2001

Jason Giambi, September 18, 2000*

Barry Zito, September 11, 2000*

Miguel Tejada, August 8, 1999*

Matt Stairs, July 21, 1997

Geronimo Berroa, August 18, 1996

Scott Brosius, July 21, 1996

Jason Giambi, May 12, 1996

Scott Brosius, April 28, 1996

Mark McGwire, June 11, 1995

Geronimo Berroa, May 14, 1995

Bobby Witt, July 3, 1994

Mark McGwire, May 9, 1993

Carney Lansford, July 19, 1992

Jose Canseco, April 19, 1992

Mark McGwire, April 12, 1992

Rickey Henderson, Sept. 29, 1991*

Jose Canseco, September 15, 1991

Harold Baines, June 9, 1991

Dave Henderson, April 21, 1991

Rickey Henderson, July 8, 1990

Dave Stewart, July 1, 1990

Jose Canseco, May 27, 1990

Rickey Henderson, May 6, 1990

Jose Canseco, September 3, 1989

Bob Welch, August 27, 1989

Mike Moore, June 11, 1989

Mark McGwire, April 9, 1989

Carney Lansford, August 31, 1987*

Jose Canseco, July 6, 1987

Mark McGwire, June 29, 1987

Tony Phillips, May 18, 1986

**indicates co-Player of the Week*

ROSTER

MANAGER: 6 Bob Melvin. **COACHES:** 51 Darren Bush, 30 Chili Davis, 2 Mike Gallego, 8 Chip Hale, 59 Ariel Prieto, 46 Tye Waller, 41 Curt Young. **BULLPEN CATCHER:** 99 Casey Chavez. **TRAINERS:** Nick Paparesta, Walt Horn, Brian Schulman. **TRAVELING SECRETARY:** Mickey Morabito. **EQUIPMENT MANAGER:** Steve Yudinich. **VIDEO COORDINATOR:** Adam Rhoden. **MESSAGE THERAPIST:** Ozzie Lyles. **STRENGTH & CONDITIONING:** Mike Henriques.

NO	PITCHERS (21)	B	T	HT	WT	BORN	BIRTHPLACE	RESIDENCE	2012 CLUBS	W	L	ERA	G	GS	CG	SHO	SV	IP	H	R	ER	BB	SO	ML SERVICE		
49	Brett Anderson	L	L	6-4	233	2-1-88	Midland, TX	Stillwater, OK	Stockton	0	1	9.00	5	1	0	0	0	20	4	2	2	2	1	0	4 years	
									Sacramento	1	1	4.24	1	1	0	0	0	23.1	27	12	11	5	18	1	5	
50	Grant Balfour	R	R	6-2	200	12-30-77	Sydney, Australia	Cleawater, FL	OAKLAND	4	2	2.57	6	6	0	0	0	35.0	29	11	10	7	25	7	8 years, 99 days	
54	Travis Blackley	L	L	6-3	205	11-4-82	Melbourne, Australia	Victoria, Australia	Fresno	3	0	0.39	4	3	0	0	0	24	74.2	41	21	28	72	19	2 years, 26 days	
									SAN FRANCISCO	3	0	0.39	4	3	0	0	0	23.1	13	1	1	3	19	3	2 years, 26 days	
13	Jerry Blevins	L	L	6-6	175	9-6-83	Johnson City, TN	Swanton, OH	OAKLAND	6	4	3.86	24	15	0	0	0	102.2	91	47	44	30	69	3	3 years, 81 days	
60	Jesse Chavez	R	R	6-2	160	8-21-83	Victorville, CA	Pomona, CA	OAKLAND	5	1	2.48	63	0	0	0	0	65.1	45	20	18	25	54	2	2 years, 126 days	
									Las Vegas	8	5	3.98	19	17	1	0	0	95.0	90	45	42	20	86	2	2 years, 126 days	
									TORONTO	1	1	8.44	9	2	0	0	0	21.1	25	22	20	10	27	1	1	
									Sacramento	0	0	1.80	2	1	0	0	0	10.0	8	2	2	2	9	3	1	
									OAKLAND	0	0	18.90	4	0	0	0	0	3.1	9	7	7	1	9	1	9	
40	Bartolo Colon	R	R	5-11	267	5-24-73	Alta Mira, D.R.	Puerto Plata, D.R.	OAKLAND	10	9	3.43	24	24	0	0	0	152.1	161	62	58	23	91	14	14 years, 61 days	
48	Ryan Cook	R	R	6-2	217	6-30-87	Clovis, CA	Clovis, CA	OAKLAND	6	2	2.09	71	0	0	0	0	14	73.1	42	18	17	27	80	1 year, 36 days	
62	Sean Doolittle	L	L	6-3	212	9-26-86	Rapid City, SD	Tabernash, NJ	Stockton	0	0	0.87	6	0	0	0	0	10.1	5	2	1	2	21	1	122 days	
									Midland	0	0	0.82	8	0	0	0	0	11.0	2	2	1	4	19	1	1	
									Sacramento	0	0	0.00	2	0	0	0	0	3.2	1	0	0	0	1	8	1	
									OAKLAND	2	1	3.04	44	0	0	0	0	47.1	40	18	16	11	60	11	60	
65	Pedro Figueroa	L	L	6-0	214	11-23-85	Santo Domingo, D.R.	Santo Domingo, D.R.	Sacramento	0	2	2.62	32	0	0	0	0	44.2	35	17	13	18	40	77	77 days	
									OAKLAND	0	0	3.32	19	0	0	0	0	21.2	16	9	8	15	14	14	14	
64	A.J. Griffin	R	R	6-5	230	1-28-88	El Cajon, CA	El Cajon, CA	Midland	3	1	2.49	7	7	0	0	0	43.1	31	12	12	7	44	102	102 days	
									Sacramento	4	2	3.07	10	2	0	0	0	58.2	48	27	20	11	47	11	47	
									OAKLAND	7	1	3.06	15	15	0	0	0	82.1	74	29	28	19	64	19	64	
68	Arnold Leon	R	R	6-1	206	9-6-88	Culliacan, Mexico	Culliacan, Mexico	Stockton	0	1	5.28	12	0	0	0	0	15.1	26	13	9	5	23	18	None	
									Midland	1	0	2.30	10	0	0	0	0	15.2	17	5	4	3	18	3	18	
									Sacramento	3	0	1.77	22	0	0	0	0	39.0	26	9	7	15	31	15	31	
57	Tommy Milone	L	L	6-0	205	2-16-87	Saugus, CA	Agua Dulce, CA	OAKLAND	13	10	3.74	31	31	1	0	0	150.2	207	90	79	36	137	1	1 year, 26 days	
47	Pat Neshek	S	R	6-3	210	9-4-80	Madison, WI	Brooklyn Park, MN	OAKLAND	3	2	2.66	35	0	0	0	0	44.0	42	13	13	7	49	4	4 years, 159 days	
									Norfolk	0	0	1.37	24	0	0	0	0	19.2	10	3	3	6	16	16	16	
77	Jordan Norberto	L	L	6-0	195	12-8-86	Nagua, D.R.	Nagua, D.R.	OAKLAND	4	1	2.77	39	0	0	0	0	52.0	37	17	16	22	46	1	1 year, 132 days	
									Sacramento	0	0	0.00	1	0	0	0	0	1.0	0	0	0	0	0	2	2	
									Bluffton, IN	1	0	2.18	4	4	0	0	0	20.2	22	6	5	6	21	1	1 year	
									OAKLAND	13	8	3.47	29	29	0	0	0	181.1	166	71	70	63	140	70	63	
39	Brad Peacock	R	R	6-1	175	2-2-88	Palm Beach, FL	West Palm Beach, FL	Sacramento	12	9	6.01	28	25	0	0	0	134.2	147	99	90	66	139	23	23 days	
56	Chris Resop	R	R	6-3	225	11-4-82	Naples, FL	Naples, FL	PITTSBURGH	1	4	3.91	61	0	0	0	0	73.2	81	35	32	24	46	4	4 years, 38 days	
58	Evan Scribner	R	R	6-3	190	7-19-85	New Milford, CT	Washington Depot, CT	Sacramento	3	0	3.03	26	0	0	0	0	8	35.2	26	12	12	10	38	1	1 year, 18 days
									OAKLAND	2	0	2.55	30	0	0	0	0	35.1	30	11	10	12	10	12	10	

NO	PITCHERS	B	T	HT	WT	BORN	BIRTHPLACE	RESIDENCE	2012 CLUBS	W	L	ERA	G	GS	CG	SHO	SV	IP	H	R	ER	BB	SO	ML SERVICE
67	Dan Straily	R	R	6-2	215	12-1-88	Redlands, CA	Springfield, OR	Midland Sacramento OAKLAND	3	4	3.38	14	14	0	0	0	85.1	70	36	32	23	108	62 days
31	Andrew Werner	L	L	6-2	215	2-25-87	West Peoria, IL	Indianapolis, IN	Tucson SAN ANTONIO SAN DIEGO	4	8	3.23	18	18	0	0	0	103.0	107	46	37	25	89	43 days
66	Michael Ynoa	R	R	6-7	210	9-24-91	Puerto Plata, D.R.	Puerto Plata, D.R.	AZL/AS Vermont	2	3	5.58	8	8	0	0	0	40.1	45	26	25	14	35	None
NO CATCHERS (2)		B	T	HT	WT	BORN	BIRTHPLACE	RESIDENCE	2012 CLUBS	AVG.	G	AB	R	2B	3B	HR	RBI	BB	SO	SB	CS	ML SERVICE		
5	John Jaso	L	R	6-2	205	9-19-83	Chula Vista, CA	McKinleyville, CA	SEATTLE	.276	108	294	41	81	19	2	10	50	56	51	5	0	3 years, 32 days	
36	Derek Norris	R	R	6-0	210	2-14-89	Goddard, KS	Goddard, KS	Sacramento	.271	58	218	39	59	14	2	9	38	21	41	5	1	102 days	
NO INFELDERS (11)		B	T	HT	WT	BORN	BIRTHPLACE	RESIDENCE	2012 CLUBS	AVG.	G	AB	R	2B	3B	HR	RBI	BB	SO	SB	CS	ML SERVICE		
10	Daric Barton	L	R	6-0	204	8-16-85	Springfield, VT	Corona, CA	OAKLAND	.204	46	113	8	23	7	0	1	6	22	32	1	0	3 years, 146 days	
33	Chris Carter	R	R	6-4	244	12-18-86	Redwood City, CA	Las Vegas, NV	Sacramento	.255	74	259	49	66	14	3	8	35	66	53	7	1	159 days	
20	Josh Donaldson	R	R	6-0	221	12-8-85	Pensacola, FL	Daphne, AL	OAKLAND	.239	67	218	38	52	12	0	1	12	53	38	74	5	1	158 days
35	Grant Green	R	R	6-3	180	9-27-87	Fullerton, CA	Anaheim, CA	Sacramento	.335	51	209	38	70	12	2	13	45	23	34	5	2	None	
37	Brandon Moss	L	R	6-0	210	9-16-83	Monroe, GA	Loganville, GA	Sacramento	.286	51	196	32	56	11	1	15	33	22	40	4	0	2 years, 160 days	
3	HiroYuki Nakajima	R	R	5-11	198	7-31-82	Itami, Hyogo, Japan	Tokyo, Japan	OAKLAND	.291	84	265	48	77	18	0	21	52	26	90	1	6	None	
12	Andy Parrino	S	R	6-0	190	10-31-85	Brockport, NY	Brockport, NY	Seibu (Japan) SAN DIEGO	.311	136	499	69	155	29	1	13	74	52	76	7	6	0 147 days	
17	Adam Rosales	R	R	6-1	195	5-20-83	Chicago, IL	Phoenix, AZ	Tucson	.328	65	235	43	77	23	3	1	32	25	49	6	2	0 3 years, 99 days	
29	Scott Sizemore	R	R	6-0	185	1-4-85	Virginia Beach, VA	Chesapeake, VA	OAKLAND	.222	42	99	12	22	5	0	2	8	11	24	0	0	2 years, 46 days	
28	Eric Sogard	L	R	5-10	188	5-22-86	Phoenix, AZ	Phoenix, AZ	Sacramento	.280	76	275	46	77	21	1	8	47	26	57	4	2	1 year, 64 days	
19	Jemile Weeks	S	R	5-9	161	1-26-87	Olando, FL	Altamonte Springs, FL	OAKLAND	.167	37	102	8	17	3	1	2	7	5	17	2	0	0 1 year, 113 days	
NO OUTFELDERS (7)		B	T	HT	WT	BORN	BIRTHPLACE	RESIDENCE	2012 CLUBS	AVG.	G	AB	R	2B	3B	HR	RBI	BB	SO	SB	CS	ML SERVICE		
52	Yoenis Cespedes	R	R	5-10	210	10-18-85	Gramma, Cuba	Santiago, D.R.	OAKLAND	.292	129	487	70	142	25	5	23	82	43	102	16	4	1 year	
4	Coco Crisp	S	R	5-10	185	11-1-79	Los Angeles, CA	Rancho Mirage, CA	Sacramento	.333	3	9	1	3	0	0	0	1	1	1	0	0	9 years, 158 days	
63	Shane Peterson	L	L	6-0	210	2-11-88	Fallbrook, CA	Temecula, CA	OAKLAND	.259	120	455	68	118	25	7	11	46	45	64	39	4	None	
16	Josh Reddick	L	R	6-2	180	2-19-87	Savannah, GA	Guyton, GA	Midland	.274	48	157	27	43	1	3	2	23	44	47	9	3	None	
15	Seth Smith	L	L	6-3	210	9-30-82	Jackson, MS	Brandon, MS	Sacramento	.389	38	131	36	51	7	1	7	23	23	41	4	3	2 years, 50 days	
23	Michael Taylor	R	R	6-5	256	12-19-85	Cheverly, MD	Apopka, FL	OAKLAND	.242	156	611	85	148	29	5	32	85	55	151	11	1	2 years, 119 days	
									OAKLAND	.240	125	383	55	92	23	2	14	52	50	98	2	0	4 years, 119 days	
									Sacramento	.687	1	3	0	2	0	0	0	0	0	0	0	0	0	0
									Sacramento	.287	120	449	81	129	31	1	12	67	86	105	18	3	38 days	
									OAKLAND	.143	6	21	2	3	1	0	0	0	0	0	0	0	0	0


(Injured — Did not play)

NO	OUTFIELDERS	B	T	HT	WT	BORN	BIRTHPLACE	RESIDENCE	2012 CLUBS	AVG.	G	AB	R	H	2B	3B	HR	RBI	BB	SO	SB	CS	ML SERVICE
25	Chris Young	R	R	6-2	192	9-3-83	Houston, TX	Houston, TX	ARIZONA	.231	101	325	36	75	24	0	14	41	36	79	8	3	6 years, 45 days
									Visalia	.308	3	13	3	3	4	3	0	1	7	0	4	0	0
									Reno	.000	1	2	0	0	0	0	0	1	0	1	0	0	0

OAKLAND A'S NON-ROSTER INVITEES TO SPRING TRAINING

NO	PITCHERS (8)	B	T	HT	WT	BORN	BIRTHPLACE	RESIDENCE	2012 CLUBS	W	L	ERA	G	GS	CG	SHO	SV	IP	H	R	ER	BB	SO	SB	CS	ML SERVICE
44	Bruce Billings	R	R	6-0	210	11-18-85	San Diego, CA	San Diego, CA	Midland	2	0	3.18	2	0	0	0	0	5.2	4	2	2	4	3	18 days		
38	Andrew Caigman	R	R	5-11	233	7-23-86	New London, CT	Norwich, CT	OAKLAND	7	6	3.98	25	25	0	0	0	133.1	126	63	59	39	117			
21	Mike Ekstrom	R	R	6-0	190	8-30-83	Portland, OR	Happy Valley, OR	Sacramento	2	0	2.70	9	0	0	0	0	13.1	9	4	4	1	21			
26	Brian Gordon	L	R	6-0	190	8-16-78	West Point, NY	Round Rock, TX	COLORADO	3	0	2.53	43	0	0	0	1	57.0	47	16	18	57	166 days			
22	Sonny Gray	R	R	5-11	180	11-7-89	Nashville, TN	Round Rock, TX	Samsung (Korea)	11	9	3.94	25	24	0	0	0	15.2	21	11	11	2	9			
55	Kyler Newby	R	R	6-4	225	2-22-85	Las Vegas, NV	Smyrna, TN	Midland	6	9	4.14	26	26	1	1	0	148.0	148	73	68	57	97	None		
53	Garrett Olson	R	L	6-1	205	10-18-83	Fresno, CA	Mesa, AZ	Sacramento	0	0	9.00	1	1	0	0	0	4.0	10	4	4	1	2			
45	Justin Thomas	L	L	6-3	220	1-18-84	Toledo, OH	Seattle, WA	Norfolk	0	0	0.00	1	0	0	0	0	1.0	1	0	0	1	0	2 days		
									Bowie	5	4	2.44	42	0	0	0	19	55.1	38	18	15	21	74			
									Buffalo	4	7	4.63	34	21	0	0	0	122.1	133	70	63	53	107	2 years, 141 days		
									NEW YORK (NL)	0	0	108.00	1	0	0	0	0	0.1	3	4	4	1	0			
									BOSTON	0	0	7.71	7	0	0	0	0	4.2	10	4	2	4	2	4	138 days	
									Pawtucket	0	0	3.38	4	0	0	0	0	5.1	5	2	2	0	5			
									Scranton/Wilkes-Barre	2	1	3.45	30	6	0	0	0	57.1	49	23	22	20	49			
									NEW YORK (AL)	0	0	9.00	4	0	0	0	0	3.0	2	3	3	1	3			
NO	CATCHERS (4)	B	T	HT	WT	BORN	BIRTHPLACE	RESIDENCE	2012 CLUBS	AVG.	G	AB	R	H	2B	3B	HR	RBI	BB	SO	SB	CS	ML SERVICE			
70	David Freitas	R	R	6-3	225	3-18-89	Wilton, CA	Wilton, CA	Potomac	.271	78	273	37	74	22	0	5	46	39	52	0	0	None			
71	Luke Montz	R	R	6-1	229	7-7-83	Lafayette, LA	Dixon, LA	Midland	.333	20	63	12	21	6	0	2	11	6	15	0	0	None			
61	Max Stassi	R	R	5-10	206	3-15-91	Woodland, CA	Yuba City, CA	New Orleans	.222	123	370	55	82	14	0	29	74	45	101	1	3	27 days			
75	Beau Taylor	L	R	6-0	205	2-13-90	Rockledge, FL	Rockledge, FL	Stockton	.268	84	314	48	84	18	0	15	45	27	83	3	1	None			
									Midland	.328	52	195	25	64	10	2	3	34	26	29	0	1	None			
NO	INFELDERS (5)	B	T	HT	WT	BORN	BIRTHPLACE	RESIDENCE	2012 CLUBS	AVG.	G	AB	R	H	2B	3B	HR	RBI	BB	SO	SB	CS	ML SERVICE			
74	Jeffrey Head	R	T	6-0	215	5-2-91	Griffin, GA	Brooks, GA	Stockton	.382	67	267	57	102	23	6	18	56	23	55	3	0	None			
73	Jeffrey Marte	R	R	6-1	187	6-21-91	La Romana, D.R.	La Romana, D.R.	Midland	.272	57	213	25	58	9	2	5	28	16	75	0	1	None			
18	Scott Moore	L	R	6-2	195	11-17-83	Long Beach, CA	Rossmore, CA	Birmingham	.251	129	462	61	116	20	3	9	58	43	76	9	0	None			
72	Darwin Perez	S	R	5-10	160	7-27-89	Maracay, Aragua, VZ	Maracay, Aragua, VZ	Oklahoma City	.318	73	245	47	78	26	1	10	54	35	51	3	3	1 year, 71 days			
7	Addison Russell	R	R	6-0	195	1-23-94	Pensacola, FL	Pace, FL	HOUSTON	.259	72	201	23	52	11	0	9	26	16	56	0	1	None			
									Arkansas	.214	126	407	51	87	14	3	6	36	44	98	15	8	None			
									AZL A's	.415	26	106	29	44	4	5	6	29	14	23	9	1	None			
									Vermont	.340	13	53	9	18	2	2	1	7	4	13	2	0				
									Burlington	.310	16	58	8	18	4	2	0	9	5	12	5	1	None			
NO	OUTFIELDERS (1)	B	T	HT	WT	BORN	BIRTHPLACE	RESIDENCE	2012 CLUBS	AVG.	G	AB	R	H	2B	3B	HR	RBI	BB	SO	SB	CS	ML SERVICE			
32	Michael Choice	R	R	6-0	215	11-10-89	Fort Worth, TX	Arlington, TX	Midland	.287	91	359	59	103	15	2	10	58	33	88	5	1	None			

2012 Review



*Grant Balfour saved
a team-leading 24
games in 2012.*

SEASON IN REVIEW

2012 RECAP: The A's compiled a 94-68 record, which was second best in the American League and tied for fourth best in the majors...won the AL West for the fifth time in the last 13 years and 15th time in Oakland history...only the Yankees (18) and Braves (16) have more division championships...it was the A's first winning season since 2006 and it was their best record since going 96-66 in 2003...it represented a 20-win improvement from their mark of 74-88 in 2011, which was the third biggest turnaround in Oakland history...improved by 29 wins from 1979 (54-108) to 1980 (83-79) and 23 from 1987 (81-81) to 1988 (104-58)...it was the seventh time in Athletics history the A's increased their win total by 20 or more games...in the majors, only Baltimore had a bigger turnaround in 2012 (69 wins to 93)...this was the 16th time since moving to Oakland that the A's won 90 or more games...only the

Yankees (23) and Braves (16) have as many as 16 seasons with 90 or more wins over that span...finished in first place in the AL West, one game ahead of Texas...the one-game margin was second smallest in Oakland history...won by ½ game in 2000...spent one day in first place, two days tied for first, 92 days in second, 11 days tied for second, 54 days in third, eight days tied for third and 11 days in fourth...were near the .500 mark for the first quarter of the season as the A's were never more than two games over .500 or three games under .500 through mid-May...had a 22-21 record entering play May 22 and were in second place in the AL West, four games behind Texas...then had a season-high nine-game losing streak from May 22 to June 1, which tied for the seventh longest losing streak in Oakland history...that was the A's only losing streak longer than three games...went 72-38 (.655) from June 2 through the end of the season, which was the best mark in the majors over that span...were swept in a three-game series at Arizona June 8-10 to fall to a season low nine games under .500 at 26-35...went into Texas for a four-game series beginning June 28 but lost the first three games to fall a season-high 13 games behind the Rangers...won the final game of the series July 1 to start a stretch where the A's won 18 of 21 games to move to within 3½ games of Texas with a 55-45 record July 28...the streak included a four-game sweep of New York July 19-22...it was the A's second four-game series sweep of the Yankees since 1914...the victory July 21 moved the A's into a three-way tie for the second wild card spot...held at least a share of a playoff spot everyday through Aug. 5 and 20 of 22 days through Aug. 11...were out of a playoff spot from Aug. 12-21...defeated Minnesota 5-1 Aug. 22 to take over the second Wild Card spot and held at least a share of a playoff spot every day the rest of the season...had a season-high nine-game winning streak from Aug. 24 to Sept. 2, which tied for the eighth longest winning streak in Oakland history...with the nine-game losing streak earlier in the year, this marked the fourth time in franchise history the A's posted both a winning streak and losing streak of nine or more games in the same season (also 1901, 1925 and 1959)...went 6-1 on back-to-back road trips (Aug. 23-30 and Sept. 7-13)...that included a 12-game road winning streak from Aug. 24 to Sept. 12, which tied for the longest road winning streak in Oakland history (also July 31-August 15, 1971)...it was the longest single-season road winning streak after August 1 by any team since the Washington Senators had a 12-game winning streak from August 8-20, 1933...went 17-4 over a 21-game stretch from Aug. 24 to Sept. 15 to build a season-high 5½-game lead in the Wild Card...then lost six of the next eight games to see their Wild Card lead shrink to two games...the final loss during the streak in the opener of a four-game series at Texas Sept. 24 dropped the A's five games behind the Rangers...then won eight of the final nine games, including each of the last six...clinched a playoff spot with a 4-3 win over Texas in game 160...that was the second latest the A's clinched a playoff spot in Oakland history...the latest was in 2000 when they clinched in game 161, which was the final game that season...would go on to sweep the three-game series from the Rangers to clinch the West in game 162...lost to the Tigers in the ALDS three games to two...dropped the first two games in Detroit before winning the first two games in Oakland to force a Game 5...it was the A's first postseason appearance 2006...it was the 24th in franchise history, which includes 16 with Oakland and eight with Philadelphia...only the Yankees (51), Dodgers (26) and Cardinals (25) have more...have now lost eight of their last nine postseason series.

A'S BEFORE AND AFTER JUNE 1

A's Stats	Thru June 1	After June 1
Won-Loss	22-30 (t-26)	72-38 (1)
Batting Avg.	.208 (30)	.251 (18)
On-Base Pct.	.287 (29)	.321 (13)
Slugging Pct.	.329 (30)	.438 (5)
Runs/Game	3.15 (29)	4.99 (4)
HR Per Game	0.81 (20)	1.39 (2)
ERA	3.65 (9)	3.41 (5)
Opp BA	.250 (14)	.243 (5)
Starters ERA	4.14 (17)	3.63 (8)
Relievers ERA	2.70 (4)	2.99 (5)
BB/9	3.30 (20)	2.61 (4)

**number in parentheses indicates ML rank*

AMERICAN LEAGUE WEST COMEBACK: The A's staged one of the most remarkable comebacks in Major League history to win the American League West...entered the final series of the season against Texas trailing the Rangers by two games and swept the three-game set...trailing the Rangers by five games with nine games remaining and became the first team in ML history to win a Division or Pennant after trailing by five or more games with fewer than 10 games remaining...trailing the Rangers by 13 games on June 30 and became the fifth team in ML history to win a Division or Pennant after trailing by 13 or more games...the others are the 1914 Boston Braves (-15 through July 4), the 1978 New York Yankees (-14 through July 18), the 1951 New York Giants (-13 through August 10) and the 1995 Seattle Mariners (-13 through August 1)...the A's went 57-26 (.687) from July 1 through the end of the season, which was the best record in the majors...when the A's defeated the Rangers on the final day of the season to move into first place, it marked the first time all year the A's had sole possession of first in the West...became the third Division or Pennant winner in ML history to spend just one day alone in first place...the other two were the 2006 Twins and the 1951 Giants, who had no days alone in first during the 154-game schedule before defeating the Dodgers two games to one in a three-game tiebreaker to determine the pennant...the A's spent five days with at least a share of first place (includes days when Major League games were played)...the only Division or Pennant winners in ML history to spend five days or fewer with at least a share of first place are the 1951 Giants (three days), 2006 Twins (four) and 2007 Phillies (five)...all comeback notes are courtesy of the Elias Sports Bureau.

THE LONG BALL: The A's hit 195 home runs, which ranked sixth in the American League and seventh in the majors...it was the eighth best single-season total in Athletics history and was the most since 2002 when they had 205...hit just 114 home runs in 2011 and 109 in 2010...the increase of 81 home runs from 2011 was second most in Athletics history to an 86 home run increase from 1998 (149) to 1999 (235)...had 49 home runs over the first 61 games through June 10...then hit nine-home runs in a three-game series at Colorado June 12-14 and homered 146 times over the final 101 games...had the second most home runs in the majors from June 12 through the end of the season (Yankees, 153)...homered in 17 consecutive games from June 20 to July 7, matching the fourth longest streak in Athletics history...21 different players homered...had eight players hit 10 or more home runs, which tied for second most in Athletics history (nine in 2000)...had three players with 20 or more home runs (Reddick, Céspedes, Moss) for the first time since 2006 (Chavez, Swisher, Thomas)...the number six hitters combined for 32 home runs, which was second most in Oakland history (33 in 1996)...first basemen hit 31 home runs after combining for just 46 in the previous four seasons...right fielders hit 31 home runs after combining for just 36 over the previous three seasons...A's center fielders hit 24 home runs, which were the most since 1991 (25)...the A's were 78-38 (.672) when they homered, including 40-14 (.741) with two or more home runs.

PITCHING: The A's compiled a 3.48 ERA, which ranked second in the American League...that was the lowest ERA by an A's team since 1990 (3.18)...also had the second lowest opponents batting average (.245), on-base percentage (.306) and slugging percentage (.378)...the on-base percentage was the lowest by an A's pitching staff since 1990 (.302)...yielded the fewest triples (14) and the second fewest home runs (147) and extra base hits (425)...the triples were the fewest in Oakland history (17 in 2010) and match the fewest by any team in a non-strike season since at least 1921 (Mariners, 2003; Yankees 2010)...had 1136 strikeouts, which was second best in Oakland history (1160 in 2011) but third fewest in the AL in 2012...led the majors with 23 pickoffs...opponents were successful in 99 of 144 (68.8%) stolen bases attempts, which was the third lowest percentage in the AL...tossed just one complete game, which was the fewest in Athletics history and tied for the fewest in the AL in 2012...ranked third in the AL in shutouts (13)...the A's have not posted an ERA above 4.28 over the last 12 years (since 2001) and have a 3.86 ERA over that span...that is the lowest by an AL team and third lowest in the majors behind Atlanta (3.81) and Los Angeles (3.82)...have 141 shutouts over that span, which is the most in the majors...also have the fewest home runs allowed in the AL since 2001 (1773) and the lowest opponents batting average (.254), on-base percentage (.320) and slugging percentage (.392).

STARTING PITCHING: A's starting pitchers were 64-54 with a 3.80 ERA...the ERA ranked third in the American League...walked just 253 batters, which was the fewest in the AL and third fewest in the majors...averaged 2.38 walks per nine innings, which was the second best mark by A's starters since at least 1921 (2.36 in 1974)...allowed the second fewest home runs (102) and extra base hits (289) in the AL...had the second lowest opponents slugging percentage (.400) but ranked sixth in opponents on-base percentage (.313) and ninth in opponents batting average (.264)...rookie pitchers started 101

Season in Review, continued

games, which was second most in Oakland history (116 in 2009)...the A's finished the season with five rookies in the rotation as a rookie started each of the final 14 games...that was third longest streak in Major League history (19, St. Louis in 1997; 15, Oakland in 2009)...rookies also started 22 of the last 24 games and 70 of the final 94...never went more than two straight games without starting a rookie after June 19...started a rookie in four of the five postseason games (Parker 2, Milone 1, Griffin 1) and became the first team in ML history to start three different rookies in a postseason...58 of the A's 162 games were started by pitchers under the age of 25...starters ranked fifth in the AL in wins but were the only AL team without a complete game shutout...it was the third time in Oakland history the A's did not have a complete game shutout (1997, 1999)...tied for the second fewest wild pitches (21) and hit batters (28) in the AL...had a 21-29 record and a 4.29 ERA over the first 63 games through June 13...then went 43-25 with a 3.48 ERA over the final 99 contests...walked 123 batters in 373.0 innings over the first 63 games (2.97 per nine innings) but just 130 in 585.0 innings over the final 99 contests (2.00 per nine innings).

THE BULLPEN: The A's bullpen compiled a 2.90 ERA, which was second lowest in the American League and ninth lowest in Oakland history...it was the lowest since the 1990 club had an Oakland record 2.35 ERA...also had the second lowest opponents batting average in the AL (.209), on-base percentage (.293) and slugging percentage (.334)...the opponents batting average was second lowest in Oakland history (.203 in 1989), the on-base percentage was fifth best and the slugging percentage ranked sixth...ranked fourth in the AL in saves (47)...had 17 blown saves for a save percentage of 73.4, which ranked sixth...ranked second in the AL in wins (30) and winning percentage (.682)...the winning percentage was second best in Oakland history (.738 in 1975)...the wins ranked fifth in Oakland history and were the most since 1997 when they had an Oakland-record 36...tied for the second fewest losses in the AL (14)...had 469 strikeouts, which was the second best total in Oakland history (514 in 2009)...issued the second most walks in the AL (209)...allowed 63 of 217 (29.0%) inherited runners to score, which ranked fifth in the AL...first batters faced hit .232, which ranked seventh in AL, and had a .302 on-base percentage, which was eighth...issued 40 first batter walks, which matches the most by an A's team since 1974 (also had 40 in 2003)...had 28 first batter doubles, which was the most in the AL and the most by an A's team since at least 1974.

OFFENSE: The A's batted .238, which was the second lowest mark in the American League and third lowest in the majors...it was second lowest in Oakland history, two points above the low of .236 in 1982...it was the lowest batting average by a team that reached the postseason since the 1972 Detroit Tigers hit .237...had the third lowest on-base percentage in the AL (.310) but the fourth most walks (550)...the on-base percentage was seventh lowest in Oakland history and the lowest since 1982 (.309)...led the majors with an AL record 1387 strikeouts...broke the previous mark of 1324 set by Tampa Bay in 2007...it was third highest strikeout total in Major League history behind the 2010 Diamondbacks (1529) and 2001 Brewers (1399)...ranked eighth in the AL with 713 runs scored...were shut out 16 times, which tied the Cubs for second most in the majors (Miami, 17)...it was the third highest shutout total in Oakland history (19 in 1978, 17 in 1979)...tied for third in the AL with 32 triples, which were the A's most since 1987 (33) and tied for ninth most in Oakland history...topped 100 steals for the fourth consecutive season with 122...were caught stealing just 32 times for a stolen base percentage of 79.2...that was second best in the AL and third best in Oakland history (80.7% in 2008, 80.4% in 2010)...tied for the AL lead in steals of third (33)...tied for the fewest bunt hits in the AL (12), had the second fewest grounded into double plays (97) and sacrifice flies (34) and third fewest sacrifice hits (27)...the sacrifice flies were second fewest in Oakland history in a non-strike season (27 in 1978)...the grounded into double plays were fourth fewest in Oakland history in a non-strike season and the fewest since 1982 (95)...led the majors in pitches per plate appearance (3.98), which was the A's highest mark since 1999 (4.00).

ROOKIES: The A's used 19 rookies in 2012, which was second most in the majors (Cubs, 20) and second most in Oakland history (21 in 2008)...12 of the 19 were pitchers, which tied the Oakland record set in 2009...rookies combined for 54 wins and 56 home runs, which makes the A's the second team in Major League history to have rookies combine for at least 50 wins and 50 home runs...the other is the 2006 Florida Marlins (50 wins, 112 home runs)...the 54 wins are the most by rookies on any team in ML history...Tommy Milone and Jarrod Parker both won 13 games...the A's are the first team since the

1952 Brooklyn Dodgers (Joe Black 15, Billy Loes 13) to have two rookies win 13 or more games...it was the second time in Oakland history the A's had two rookie 10-game winners...the other time was in 2009 (Anderson 11, Cahill 10)...Milone made 31 starts and Parker had 29, marking third time in Oakland history the A's had two rookies with 20 or more starts (Keough and Johnson in 1978; Anderson and Cahill in 2009)...in addition to wins, rookie pitchers set Oakland records for appearances (319), innings pitched (852.2) and strikeouts (688) and had the second most games started (101)...the 101 games started and 852.2 innings pitched are the most by a team that reached the postseason...the previous high was by the 1952 Dodgers (69 starts, 720.1 innings pitched)...used six rookie pitchers in the postseason to set a ML record...used nine rookies overall, tying the record set by Arizona in the 2007 NLCS...started four rookies in Games 1, 4 and 5 of the ALDS, joining the 2007 Diamondbacks as the only teams to start four rookies in a postseason game...of the 25 players on the A's ALDS roster, 12 were rookies.

PLAYERS USED: The A's employed 50 players in 2012, marking the fourth time in Oakland history the A's have used at least 50 players in a season...all four times have come over the last six years, including 51 in 2008 and 2009 and an Oakland record 54 in 2007...only 22 of the 50 players appeared in a game for the A's prior to this year...just four of the players on the roster or the disabled list at the end of the season were with the A's organization the last time they made the playoffs, none in the majors (Barton, Braden, Figueroa, Pennington)...the A's have now used 179 different players over the last six years...had just two players start 100 or more games at one position...Josh Reddick started 131 games in right field and Jemile Weeks started 112 games at second base...used 25 pitchers, which fell one short of the Oakland record of 26 (1997, 2009, 2011)...had five catchers, which are the A's most in a season since 1989 when they also had five...had four Australian-born players (Balfour, Blackley, Hughes, Thompson) to become the first team in Major League history with more than two Aussies...had five players with the first name of Brandon (Allen, Hicks, Inge, McCarthy, Moss).

“WALK-OFF” WINS AND OTHER

CLOSE CALLS:

The A's had a Major League leading 14 “walk-off” wins, which fell one short of the Oakland record (15 in 2004)...had six “walk-off” home runs, which tied the Oakland record set in 2004...11 different players delivered a game-ending RBI...were 23-14 in games decided in the last at bat...the wins were second most in the American League (Baltimore, 24) and tied for third most in the majors...were 11-5 (.688) in extra inning games, which was the second best record in the AL...had the second most extra inning games...were second to Baltimore in both categories (16-2, .889)...12 of the 16 games lasted more than 10 innings...compiled a 25-18 (.581) record in one-run games, which was the third best record in the AL...went 8-12 over the first 20 one-run games, 17-6 over the last 23...it marked the 12th time in the last 14 seasons the A's finished with a winning record in one-run games...were 29-26 in games decided in the seventh inning or later...the A's largest deficit overcome to win a game was four (seven times)...the largest lead surrendered in a loss was six at Arizona June 8...led 6-0 entering the bottom of the second but lost 9-8.

DEFENSIVE DOINGS: The A's had a .982 fielding percentage, which was third lowest in the American League...had the third most errors (111) but they led to the fourth fewest unearned runs (45)...the unearned runs were second fewest in Athletics history in a non-strike season (42 in 1991)...tied for the second fewest double plays in the AL (135) and had the fourth fewest assists (1568)...the assists were fourth fewest in Oakland history in a non-strike season...the double plays were the fewest by an A's team in a non-strike season since 1987 (115)...turned the 21st triple play in franchise history Aug. 21 against Minnesota...it was the eighth in Oakland history and the first since Randy Velarde's unassisted triple play at New York May 29, 2000...it was the A's first in the Coliseum since July 18, 1983 against Detroit...A's outfielders had 37 assists, which was second most in the majors behind Kansas City (51)...it tied for sixth most in Oakland history and was the most since the 1997 club also had 37...A's first

A'S 2012 WALK-OFF WINS

DATE	OPP	RESULT	NOTE
April 11	Kansas City	5-4 (12)	Gomes hit by pitch
April 25	Chicago	5-4 (14)	Ka'aihue single
May 8	Toronto	7-3	Inge grand slam
June 21	Los Angeles (NL)	4-1	Céspedes home run
June 24	San Francisco	4-2	Norris home run
July 3	Boston	3-2	Crisp sacrifice fly
July 6	Seattle	4-1 (11)	Carter pinch hit homer
July 8	Seattle	2-1 (13)	Reddick double
July 18	Texas	4-3	Hicks home run
July 20	New York	3-2	Moss single
July 22	New York	5-4 (12)	Crisp single
July 30	Tampa Bay	4-3 (15)	Weeks sacrifice fly
Aug. 3	Toronto	5-4 (15)	Crisp sacrifice fly
Sept. 29	Seattle	7-4 (10)	Moss home run

Season in Review, continued

basemen committed 16 errors, which tied Houston for the most in the majors...the A's were 55-28 when going errorless, 39-40 when making one or more error.

HOME AND AWAY: The A's compiled a 50-31 (.617) record at home compared to 44-37 (.543) on the road...tied for both the second best home record and road record in the American League...had their best record at home since going 52-29 in 2004...it was the 13th time in Oakland history the A's won at least 50 games at home...had a winning record on the road for the first time since 2006 when they were also 44-37...compiled a 3.05 ERA at home compared to 3.95 on the road...ranked third in the AL in home ERA and fifth in road ERA...hit .235 at home compared to .241 on the road...had the third lowest home batting in the AL and second lowest road batting average...the home batting average was third lowest in Oakland history (.225 in 1979, .229 in 1982) as was the road batting average (.230 in 1968, .239 in 2011)...hit 103 home runs on the road, which are the fifth most road home runs in Oakland history...ranked third in the AL in road home runs and runs scored (371)...pitchers struck out 567 on the road, which is the most in Oakland history...won 15 home series, lost seven and split five...won 12 road series, lost 11 and split three.

THE DISABLED LIST: The A's used the disabled list 21 times, the fourth time in the last six years they used it least 20 times...have now used the DL 123 times since 2007, an average of 20.5 times per season...the 21 players combined to miss 1072 games, an average of 51.0 games per stint...that marked the third time in Oakland history the A's lost 1000 or more games to players on the DL (1397 in 2010, 1259 in 2007)...had a season high 10 players on the DL August 18-19 and had six or more every day from June 6 through the end of the season...the season low was four from April 9-May 2...three players missed the entire season (Braden, Devine, Sizemore) and three players had at least two stints on the DL (Inge 3, McCarthy 2, Norberto 2)...have not had fewer than two players on the DL since the end of the 2006 season when they had just one.

BEFORE AND AFTER THE BREAK: The A's had a 43-43 record at the All-Star Break, ending their streak of three consecutive seasons with a losing record at the break...then went 51-25 (.671) after the All-Star Break, which was the best record in the majors...it was the fourth best post-break record in Athletics history, the best since 2002 (53-21, .716)...batted .225 before the break to set an Athletics record for lowest batting average at the All-Star Break (previous, .228 in 1967)...then hit .252 after the break...had 83 home runs at the break...then hit a Major League leading 112 home runs in 76 games after the break, which was the second best post-break total in Athletics history (127 in 1999)...had 18 triples after the break, which were the A's most since 1985 when they also had 18...slugged .445 after the break, which was the fourth best post-break slugging percentage in Athletics history...averaged 3.71 runs per game before the break, 5.18 after the break...were last in the American League and second to last in the majors in runs per game at the break but led the majors in runs per game after the break...the pitching staff set an Athletics record with 581 strikeouts after the All-Star Break (previous: 535 in 2009)...walked just 187 batters in 696.2 innings after the break, an average of 2.42 per nine innings...that was the second best post-break mark in Athletics history (2.35 in 1976).

MONTH BY MONTH: The A's finished April with a 10-12 record, marking the fourth consecutive season and eighth time in the last nine years the A's have not posted a winning record in April...however, it was just the second time they were more than one game under .500 (8-11 in 2009) as they are 106-109 (.493) in April since 2004...batted a Major League low .211 in April, which is the third lowest single-month average in Oakland history...then hit an American League low .2101 in May, which is the second lowest single-month average in Oakland history (.2099 in April, 1979)...went 11-16 in May, which was the worst record in the AL...it marked the second consecutive season and sixth time in the last eight years the A's finished May with a losing record...it marked the second consecutive season and third time in the last four years the A's finished with a losing record in each of the first two months of the season...

BEST SINGLE MONTH RECORDS IN ATHLETICS HISTORY

	W	L	PCT.
August, 2002	24	4	.857
April, 1981	18	3	.857
May, 1931	23	4	.852
August, 1914	23	5	.821
May, 1929	22	5	.815
September, 2001	17	4	.810
May, 1910	20	5	.800
July, 2012	19	5	.792
July, 1931	26	7	.788

went 15-13 in June...A's hitters led the AL in walks (103) and strikeouts (231) and A's pitchers had the lowest opponents batting average (.229) and slugging percentage (.342)...then went a Major League best 19-5 (.792) in July to set a franchise record for winning percentage in July...it was the fourth best record in any month in Oakland history and the eighth best in franchise history...it was the best record in July by an AL team since New York went 23-6 (.793) in 1956...the pitching staff issued the fewest walks in the majors in July (50)...averaged 1.97 walks per nine innings, marking the first time since at least 1916 that the A's issued fewer than two walks per nine innings in a month of at least 15 games... finished August 18-10...the offense set an Oakland record for strikeouts in a month with 235 (previous: 233 in August, 2008)...broke that mark in September when they fanned 276 times...that was the second highest single-month total in ML history (Arizona, 277 in May 2010)...hit 42 home runs in September, which tied for the eighth best single-month total in Oakland history...it was the most since they had 42 in April, 2002...posted a 17-11 record in September, which tied for fourth best in the AL.

IN THE PINCH: A's pinch hitters batted .261 with three home runs and 17 RBI...led the American League in on-base percentage (.355), slugging percentage (.435) and doubles (7), tied for the lead in batting and sacrifice flies (3), ranked second in walks (14), third in hits (24), extra base hits (10) and plate appearances (110), tied for third in RBI and tied for fifth in home runs ...the slugging percentage was the third best mark in Oakland history...A's pinch hitters now have eight home runs and 50 RBI over the last three years...the RBI are second most in the AL over that span and the home runs are tied for second.

DESIGNATED HITTERS: A's designated hitters batted .256 with 24 home runs and 83 RBI...tied for fifth in the American League in home runs and ranked eighth in RBI and batting...were also third in walks (71) and fourth in on-base percentage (.345)...grounded into just six double plays, which was the fewest in the AL and fewest in Oakland history in a non-strike season...Jonny Gomes led the A's with 46 starts at designated hitter, the fewest by an A's team leader since Ray Durham had 43 in 2002...Seth Smith made 43 starts and Yoenis Céspedes batted .320 with seven home runs and 20 RBI in 26 starts.

INTERLEAGUE PLAY: The A's finished interleague play with a 10-8 record, snapping a streak of three consecutive seasons with a losing record against the National League...it was the ninth time in 16 seasons the A's had a winning interleague record...ranked second in runs (96) and walks (71), tied for third in extra base hits (58), tied for fourth in doubles (34) and fifth in on-base percentage (.339)...also struck out 159 times, which was the most ever by a team in interleague play...the pitching staff led the majors in walks (73)...the A's are now 154-130 (.542) all-time in interleague play, which is sixth best.

**BEST INTERLEAGUE
WON-LOSS PERCENTAGE**

	W	L	PCT.
New York (AL)	170	112	.603
Los Angeles (AL)	164	120	.577
Chicago (AL)	163	120	.576
Boston	161	122	.569
Minnesota	157	125	.557
Oakland	154	130	.542

WINS AND LOSSES: The A's were 64-39 (.621) in games started by right-handed pitchers compared to 30-29 (.508) against left-handers...the mark against right-handers was the best in the American League and second best in the majors (Atlanta, 64-37)...had a 64-41 (.610) record in night games compared to 30-27 (.526) during the day...had the best record at night in the AL and the third best mark in the majors...were 63-20 (.759) when scoring first, which was the best record in the AL and second best in the majors (Washington, 71-21, .772)...were 74-15 (.831) when scoring four or more runs in a game, 20-53 (.274) when scoring three or fewer...had a 50-18 (.735) record when outthoming the opposition, 11-28 (.282) when they were outthomered...went 28-18 (.609) against AL East competition, which was the best mark by an AL team...that included an 8-1 (.889) mark against Boston, which was the A's best record against the Red Sox in franchise history (previous: 18-3 in 1928)...lost the season series to just two AL teams...went 4-5 against Kansas City and 3-4 against Detroit.

ATTENDANCE: The A's drew 1,679,013 fans in 2012, which was third fewest in the American League and fourth fewest in the majors...however, it was an increase of 202,222 over 2011, marking the third consecutive season the A's have increased their attendance...it was their best total since 2007 when they drew 1,921,834...had seven sellouts...drew 2,428,269 on the road, which ranked seventh in the AL.

BATTING AND PITCHING STATISTICS

= ROOKIE

PLAYER	AVG	G	AB	R	H	TB	2B	3B	HR	RBI	SH	SF	HP	BB	IBB	SO	SB	CS	DP	E	SLG	OBP	GI
																							DP
Allen,B	.000	3	7	0	0	0	0	0	0	0	0	0	0	0	0	5	0	0	0	0	0	0.000	.000
(Total)	.100	10	20	3	2	5	0	0	1	3	0	0	0	2	0	9	0	0	0	0	0	.250	.182
Balfour,G	.000	75	1	0	0	0	0	0	0	0	0	0	0	0	0	1	0	0	0	0	0	0.000	.000
Barton,D	.204	46	113	8	23	33	7	0	1	6	0	0	1	22	0	32	1	0	1	0	1	0.292	.338
+Blackley,T	.000	24	2	0	0	0	0	0	0	0	0	0	0	0	0	2	0	0	0	0	0	1.000	.000
+Carter,C	.239	67	218	38	52	112	12	0	16	39	0	3	0	39	1	83	0	0	4	6	5.514	.350	
+Cespedes,Y	.292	129	487	70	142	246	25	5	23	82	0	3	7	43	5	102	16	4	9	3	5.055	.356	
Chavez,J	.000	4	0	0	0	0	0	0	0	0	0	0	0	0	0	0	0	0	0	0	0	0.000	.000
(Total)	.000	13	2	0	0	0	0	0	0	1	0	0	0	0	0	2	0	0	0	0	0	1.000	.000
Colon,B	.000	24	4	0	0	0	0	0	0	0	0	0	0	0	0	3	0	0	0	0	0	4.000	.000
+Cowgill,C	.269	38	104	10	28	33	2	0	1	9	0	1	0	11	0	27	3	4	3	0	0.317	.336	
Crisp,C	.259	120	455	68	118	190	25	7	11	46	6	2	0	45	0	64	39	4	9	3	4.18	.325	
+Donaldson,J	.241	75	274	34	66	109	16	0	9	33	0	1	5	14	0	61	4	1	6	13	3.98	.289	
Drew,S	.250	39	152	21	38	58	5	0	5	16	0	2	0	18	1	41	1	1	1	5	3.82	.326	
Gomes,J	.262	99	279	46	73	137	10	0	18	47	1	1	8	44	2	104	3	1	2	2	4.91	.377	
Hicks,B	.172	22	64	8	11	25	5	0	3	7	0	0	0	6	0	31	1	0	1	0	1	3.391	.243
Hughes,L	.077	4	13	0	1	1	0	0	0	0	0	0	0	0	0	6	0	0	0	0	0	3.077	.077
(Total)	.130	8	23	0	3	3	0	0	2	0	1	0	0	0	0	10	1	0	0	0	4	1.130	.125
Inge,B	.226	74	283	31	64	110	13	0	11	52	0	3	1	24	1	85	0	1	8	7	3.89	.286	
(Total)	.218	83	303	33	66	116	14	0	12	54	0	3	1	24	1	91	0	1	8	8	3.83	.275	
Kaaihue,K	.234	39	128	13	30	51	9	0	4	14	0	0	1	10	0	28	1	0	6	2	2.398	.295	
Koitaras,G	.212	27	85	10	18	40	2	1	6	19	0	0	0	8	0	24	0	0	2	4	4.71	.280	
+Milone,T	.200	31	5	1	1	1	0	0	0	2	0	0	0	0	0	1	0	0	0	0	1	2.000	.200
Moss,B	.291	84	265	48	77	158	18	0	21	52	0	2	3	26	2	90	1	1	5	9	5.96	.358	
+Norris,D	.201	60	209	19	42	73	8	1	7	34	0	1	1	21	1	66	5	1	6	5	3.49	.276	
+Parker,J	.000	29	6	0	0	0	0	0	0	1	0	0	0	0	0	4	0	0	0	0	0	3.000	.000
Pennington,C	.215	125	418	50	90	130	18	2	6	28	5	2	2	35	0	90	15	6	1	11	3.11	.278	
+Recker,A	.129	13	31	3	4	5	1	0	0	1	0	1	1	4	0	13	0	0	0	0	0	1.61	.250
Reddick,J	.242	156	611	85	148	283	29	5	32	85	1	4	2	55	8	151	11	1	15	6	4.63	.305	
Rosales,A	.222	42	99	12	22	33	5	0	2	8	0	1	0	11	1	24	0	0	4	0	3.33	.297	
Ross,T	.000	18	2	0	0	0	0	0	0	0	0	0	0	0	0	1	0	0	0	0	0	0.000	.000
Smith,S	.240	125	383	55	92	161	23	2	14	52	0	3	5	50	7	98	2	2	4	2	4.20	.333	
Sogard,E	.167	37	102	8	17	28	3	1	2	7	1	0	0	5	0	17	2	0	1	2	2.75	.206	
Suzuki,K	.218	75	262	19	57	75	15	0	1	18	2	2	3	9	0	53	1	0	3	2	2.86	.250	
+Taylor,M	.143	6	21	2	3	4	1	0	0	0	0	0	0	0	0	10	0	0	1	0	0	1.190	.143
Weeks,J	.221	118	444	54	98	135	15	8	2	20	9	3	5	50	0	70	16	5	5	11	3.04	.305	
PITCHERS	.050	162	20	1	1	1	0	0	0	2	1	0	0	0	0	12	0	0	0	0	12	0.050	.050
OAKLAND	.238	162	5527	713	1315	2231	267	32	195	676	27	34	45	550	29	1387	122	32	97	111	404	.310	
OPPONENTS	.245	162	5540	614	1360	2093	264	14	147	588	36	47	46	462	34	1136	99	45	112	87	378	.306	

PITCHER	W	L	ERA	G	GS	CG	GF	SHO	SV	IP	H	R	ER	HR	HB	BB	IBB	SO	WP	BK	AVG
(Total)	0	0	4.82	27	0	0	13	0	0	37.1	42	21	20	3	0	16	1	29	2	0	2.98
Anderson,B	4	2	2.57	6	6	0	0	0	0	35.0	29	11	10	1	1	7	1	25	1	0	2.25
Balfour,G	3	2	2.53	75	0	0	34	0	24	74.2	41	21	21	4	1	28	2	72	2	0	1.60
+Blackley,T	6	4	3.86	24	15	0	5	0	0	102.2	91	47	44	10	3	30	1	69	6	3	2.38
Blevins,J	5	1	2.48	63	0	0	17	0	1	65.1	45	20	18	7	5	25	5	54	2	0	2.01
+Carignan,A	1	1	4.66	11	0	0	5	0	0	9.2	8	5	5	0	0	10	0	8	1	0	2.42
Chavez,J	0	0	18.90	4	0	0	1	0	0	3.1	9	7	7	1	1	1	0	3	1	0	4.74
(Total)	1	1	9.85	13	2	0	3	0	0	24.2	34	29	27	7	3	11	1	30	1	0	3.15
Colon,B	10	9	3.43	24	24	0	0	0	0	152.1	161	62	58	17	1	23	3	91	0	0	2.66
+Cook,R	6	2	2.09	71	0	0	23	0	14	73.1	42	18	17	4	4	27	4	80	4	0	1.66
DeLosSant,F	0	0	3.00	6	0	0	2	0	0	3.0	7	2	1	0	0	3	0	3	1	0	4.12
+Doolittle,S	2	1	3.04	44	0	0	7	0	1	47.1	40	18	16	3	0	11	1	60	0	0	2.27
+Figueroa,P	0	0	3.32	19	0	0	6	0	0	21.2	16	9	8	2	0	15	1	14	2	0	2.16
Fuentes,B	2	2	6.84	26	0	0	12	0	5	25.0	30	19	19	5	1	10	0	18	2	0	2.91
+Godfrey,G	0	4	6.43	5	4	0	1	0	0	21.0	26	18	15	4	3	10	0	10	0	0	3.17
+Griffin,A	7	1	3.06	15	15	0	0	0	0	82.1	74	29	28	10	1	19	0	64	0	0	2.36
McCarthy,B	8	6	3.24	18	18	0	0	0	0	111.0	115	44	40	10	6	24	2	73	0	0	2.67
+Miller,J	2	1	2.59	33	0	0	18	0	0	48.2	39	15	14	6	3	27	2	44	1	0	2.17
+Milone,T	13	10	3.74	31	31	1	0	0	0	190.0	207	90	79	24	4	36	2	137	2	0	2.78
Neshek,P	2	1	1.37	24	0	0	5	0	0	19.2	10	3	3	3	1	6	1	16	1	0	1.47
Norberto,J	4	1	2.77	39	0	0	8	0	1	52.0	37	17	16	5	1	22	2	46	1	1	2.00
+Parker,J	13	8	3.47	29	29	0	0	0	0	181.1	166	71	70	11	3	63	3	140	10	0	2.48
Ross,T	2	11	6.50	18	13	0	3	0	0	73.1	96	56	53	7	5	37	3	46	2	1	3.27
+Scribner,E	2	0	2.55	30	0	0	13	0	1	35.1	30	11	10	2	0	12	0	30	1	0	2.21
+Straily,D	2	1	3.89	7	7	0	0	0	0	39.1	36	19	17	11	2	16	1	32	0	0	2.37
Thompson,R	0	0	0.00	1	0	0	1	0	0	0.2	1	0	0	0	0	0	0	0	0	0	3.33
(Total)	0	1	12.00	3	0	0	3	0	0	3.0	6	4	4	1	0	1	0	3	0	0	4.00
OAKLAND	94	68	3.48	162	162	1	161	13	47	1470.0	1360	614	569	147	46	462	34	1136	40	5	2.45
OPPONENTS	68	94	4.13	162	162	6	156	16	31	1458.1	1315	713	669	195	45	550	29	1387	57	3	2.38

FIELDING STATISTICS

PITCHER	PCT	G	GS	PO	A	E	TC	DP	TP
Accardo,J	.000	1	0	0	0	0	0	0	0
(Total)	1.000	27	0	2	7	0	9	2	0
Anderson,B	1.000	6	6	0	1	0	1	0	0
Balfour,G	1.000	75	0	6	7	0	13	0	0
+Blackley,T	.952	24	15	7	13	1	21	1	0
Blevins,J	1.000	63	0	0	7	0	7	0	0
*+Carignan,A	.000	11	0	0	0	0	0	0	0
Chavez,J	1.000	4	0	0	1	0	1	0	0
(Total)	.667	13	2	0	2	1	3	0	0
Colon,B	.857	24	24	6	18	4	28	2	0
+Cook,R	1.000	71	0	7	6	0	13	2	0
De Los San,F	.000	6	0	0	0	0	0	0	0
+Doolittle,S	.667	44	0	0	4	2	6	0	0
+Figueroa,P	1.000	19	0	1	0	0	1	0	0
Fuentes,B	1.000	26	0	1	2	0	3	0	0
+Godfrey,G	1.000	5	4	1	3	0	4	1	0
+Griffin,A	1.000	15	15	4	7	0	11	0	0
McCarthy,B	1.000	18	18	7	14	0	21	1	0
+Miller,J	1.000	33	0	5	4	0	9	1	0
+Milone,T	.958	31	31	5	18	1	24	1	0
Neshek,P	1.000	24	0	0	1	0	1	0	0
Norberto,J	.875	39	0	1	6	1	8	0	0
+Parker,J	.889	29	29	9	15	3	27	2	0
Ross,T	1.000	18	13	8	16	0	24	1	0
+Scribner,E	1.000	30	0	0	2	0	2	0	0
+Straily,D	1.000	7	7	1	1	0	2	0	0
Thompson,R	.000	1	0	0	0	0	0	0	0
(Total)	.000	3	0	0	0	0	0	0	0

CATCHER	PCT	G	GS	PO	A	E	TC	DP	TP	PB
+Donaldson,J	.957	3	3	20	2	1	23	0	0	0
Kottaras,G	.977	27	25	164	8	4	176	0	0	2
+Norris,D	.989	58	53	438	19	5	462	0	0	4
+Recker,A	1.000	12	9	57	4	0	61	2	0	2
Suzuki,K	.996	75	72	491	37	2	530	4	0	4

FIRST BASE	PCT	G	GS	PO	A	E	TC	DP	TP
Allen,B	1.000	3	2	25	2	0	27	1	0
Barton,D	1.000	43	33	319	17	0	336	30	0
+Carter,C	.987	55	51	433	14	6	453	29	1
+Donaldson,J	1.000	1	0	3	1	0	4	0	0
Hicks,B	1.000	1	1	3	1	0	4	1	0
Kaaihue,K	.989	22	21	160	12	2	174	24	0
Moss,B	.982	55	51	407	24	8	439	38	0
Rosales,A	1.000	7	3	26	7	0	33	1	0

SECOND BASE	PCT	G	GS	PO	A	E	TC	DP	TP
Hicks,B	1.000	1	1	1	3	0	4	0	0
Pennington,C	.987	32	26	67	85	2	154	12	0
Rosales,A	1.000	21	18	46	41	0	87	14	1
Sogard,E	1.000	6	5	10	17	0	27	4	0
Weeks,J	.977	113	112	181	293	11	485	63	0

THIRD BASE	PCT	G	GS	PO	A	E	TC	DP	TP
+Donaldson,J	.945	71	71	53	152	12	217	14	1
Hughes,L	.750	4	4	3	6	3	12	1	0
(Total)	.750	5	4	3	6	3	12	1	0
Inge,B	.968	74	74	74	140	7	221	17	0
(Total)	.968	76	74	74	141	7	222	18	0
Rosales,A	1.000	3	1	2	4	0	6	0	0
Sogard,E	.946	14	12	11	24	2	37	2	0

Fielding Statistics, continued

SHORTSTOP	PCT	G	GS	PO	A	E	TC	DP	TP
Drew,S	.967	39	39	44	102	5	151	17	0
Hicks,B	.953	19	16	24	37	3	64	4	0
Pennington,C	.979	93	90	150	272	9	431	58	0
Rosales,A	1.000	11	9	14	27	0	41	3	0
Sogard,E	1.000	15	8	14	34	0	48	6	0

OUTFIELD	PCT	G	GS	PO	A	E	TC	DP	TP
+Cespedes,Y	.987	102	102	221	9	3	233	0	0
+Cowgill,C	1.000	36	28	69	3	0	72	2	0
Crisp,C	.989	113	109	272	4	3	279	2	0
Gomes,J	.971	42	28	65	1	2	68	0	0
Moss,B	.974	23	15	35	2	1	38	0	0
Reddick,J	.982	144	141	310	15	6	331	3	0
Smith,S	.983	66	58	115	3	2	120	0	0
+Taylor,M	1.000	6	5	14	0	0	14	0	0

DAY-BY-DAY RESULTS

DATE	G	OPP	W-L	SCORE	REC	POS	GA/GB	LEADER AND LEAD	WINNER	LOSER	SAVE	ATT.	CUM. ATT.
3/28	1	SEA ^A	L	1-3 (11)	0-1	4	-1	SEA ½	Wilhelmsen	Carignan	League	44,227	44,227
3/29	2	SEA ^A	W	4-1	1-1	t1	--	OAK/SEA --	Colón	Kelley	Balfour	43,391	87,618
(2 dates)													
4/6	3	SEA	L	3-7	1-2	4	-1	LAA/TEX --	Vargas	McCarthy		35,067*	122,685
4/7	4	SEA	L	7-8	1-3	4	-2	SEA 1	Hernandez	Colón	League	16,612	139,297
4/8		OFF DAY						SEA ½					
4/9	5	KC	W	1-0	2-3	4	-1½	TEX ½	Milone	Mendoza	Balfour	10,054	149,351
4/10	6	KC	L	0-3 (8)	2-4	4	-2½	TEX 1½	Duffy	Godfrey	Crow	10,670	160,021
4/11	7	KC	W	5-4 (12)	3-4	3	-1½	TEX ½	Carignan	Broxton		12,390	172,411
(7 dates)													
4/12		OFF DAY						TEX 1½					
4/13	8	at SEA	W	4-0	4-4	2	-2	TEX 2	Colón	Hernandez		46,026	46,026
4/14	9	at SEA	L	0-4	4-5	3	-3	TEX 2½	Noesi	Milone		21,071	67,097
4/15	10	at SEA	L	3-5	4-6	3	-4	TEX 2½	Beavan	Godfrey	League	19,650	86,747
4/16	11	at LAA	L	0-6	4-7	4	-4½	TEX 2½	Weaver	McCarthy		27,338	114,085
4/17	12	at LAA	W	5-3	5-7	3	-4½	TEX 3½	Fuentes	Jeppen	Balfour	41,016	155,101
4/18	13	at LAA	W	6-0	6-7	3	-4½	TEX 3½	Colón	Santana		27,217	182,318
4/19	14	at LAA	W	4-2	7-7	t2	-4½	TEX 4½	Milone	Wilson	Balfour	27,864	210,182
(7 dates)													
4/20	15	CLE	L	3-4	7-8	t2	-5	TEX 5	Jimenez	Godfrey	Perez	14,340	186,751
4/21	16	CLE	L	1-5	7-9	t2	-5½	TEX 5½	Gomez	McCarthy	Perez	25,258	212,009
4/22	17	CLE	W	5-1	8-9	2	-5½	TEX 5½	Ross	Masterson		24,049	236,058
4/23	18	CWS	L	0-4	8-10	2	-5½	TEX 5½	PEAVY	Colón		10,574	246,632
4/24	19	CWS	W	2-0	9-10	2	-5½	TEX 5½	Milone	Floyd	Balfour	11,184	257,816
4/25	20	CWS	W	5-4 (14)	10-10	2	-5½	TEX 5½	Miller	Santiago		13,032	270,848
(13 dates)													
4/26		OFF DAY						TEX 5½					
4/27	21	at BAL	W	5-2	11-10	t2	-4½	TEX 4½	McCarthy	Arrieta	Balfour	18,297	228,479
4/28	22	at BAL	L	1-10	11-11	t2	-5½	TEX 5½	Chen	Ross		26,926	255,405
4/29	23	at BAL	L	2-5	11-12	t2	-5½	TEX 5½	Strop	Balfour		31,793	287,198
4/30	24	at BOS	L	6-11	11-13	t2	-6½	TEX 6½	Buchholz	Milone		37,359	324,557
5/1	25	at BOS	W	5-3	12-13	2	-6½	TEX 5½	Parker	Doubront	Norberto	37,225	361,782
5/2	26	at BOS	W	4-2	13-13	2	-4½	TEX 4½	McCarthy	Bard	Fuentes	37,434	399,216
5/3		OFF DAY						TEX 4½					
5/4	27	at TB	L	2-7	13-14	2	-4½	TEX 4½	Price	Ross	Peralta	18,799	418,015
5/5	28	at TB	W	4-3 (12)	14-14	2	-4½	TEX 4½	Fuentes	Peralta	Balfour	23,890	441,905
5/6	29	at TB	W	9-5	15-14	2	-3½	TEX 3½	Milone	Moore		23,873	465,778
(16 dates)													

DATE	G	OPP	W-L	SCORE	REC	POS	GA/GB	LEADER AND LEAD	WINNER	LOSER	SAVE	ATT.	CUM. ATT.	
5/7		OFF DAY			2	-4	TEX	4						
5/8	30	TOR	W	7-3	16-14	2	-4	TEX	4	Balfour	Cordero	10,784	281,632	
5/9	31	TOR	L	2-5	16-15	2	-4½	TEX	4½	Morrow	Ross	Janssen	14,815	296,447
5/10	32	DET	L	6-10	16-16	2	-5	TEX	5	Scherzer	Colón		11,513	307,960
5/11	33	DET	W	11-4	17-16	2	-5	TEX	5	Milone	Porcello		26,721	334,681
5/12	34	DET	W	3-1	18-16	2	-4	TEX	4	McCarthy	Fister	Fuentes	20,077	354,758
5/13	35	DET	L	1-3	18-17	2	-5	TEX	5	Verlander	Parker	Valverde	17,147	371,905
(19 dates)														
5/14	36	at LAA	W	5-0	19-17	2	-4	TEX	4	Ross	Haren		32,851	498,629
5/15	37	at LAA	L	0-4	19-18	2	-4	TEX	4	Santana	Colón		31,762	530,391
5/16	38	at TEX	L	1-4	19-19	2	-5	TEX	5	Darvish	Milone	Nathan	46,370	576,761
5/17	39	at TEX	W	5-4 (10)	20-19	2	-4	TEX	4	Cook	Adams	Fuentes	47,182	623,943
5/18	40	at SF	L	6-8	20-20	2	-5	TEX	5	Zito	Parker	Casilla	41,477	665,420
5/19	41	at SF	L	0-4	20-21	2	-5	TEX	5	Vogelsong	Ross		41,411	706,831
5/20	42	at SF	W	6-2	21-21	2	-5	TEX	5	Colón	Lincecum		41,378	748,209
(23 dates)														
5/21	43	LAA	W	2-1	22-21	2	-4	TEX	4	Milone	Williams	Fuentes	11,292	383,197
5/22	44	LAA	L	0-5	22-22	2	-5	TEX	5	Wilson	Godfrey		12,894	396,091
5/23	45	LAA	L	1-3 (11)	22-23	2	-5	TEX	5	Walden	Norberto	Frieri	23,617	419,708
5/24		OFF DAY				2	-5	TEX	5					
5/25	46	NY Yankees	L	3-6	22-24	2	-6	TEX	6	Nova	Ross	Soriano	33,559	453,267
5/26	47	NY Yankees	L	2-9	22-25	3	-7	TEX	6½	Sabathia	Colón		27,112	480,379
5/27	48	NY Yankees	L	0-2	22-26	3	-8	TEX	6½	Kuroda	Milone	Soriano	25,078	505,457
(25 dates)														
5/28	49	at MIN	L	4-5	22-27	3	-9	TEX	6½	Burnett	Cook	Capps	34,709	782,918
5/29	50	at MIN	L	2-3	22-28	3	-9	TEX	5½	Perkins	Fuentes		31,781	814,699
5/30	51	at MIN	L	0-4	22-29	t3	-9	TEX	5½	Liriano	Ross		35,103	849,802
5/31		OFF DAY				t3	-9	TEX	5½					
6/1	52	at KC	L	0-2	22-30	t3	-9	TEX	4½	Paulino	Colón	Broxton	29,527	879,329
6/2	53	at KC	W	9-3	23-30	t3	-8	TEX	3½	McCarthy	Hochevar		26,276	905,605
6/3	54	at KC	L	0-2	23-31	t3	-9	TEX	4½	Mazzaro	Milone	Broxton	21,111	926,716
(29 dates)														
6/4	55	TEX	W	12-1	24-31	t3	-8	TEX	4½	Parker	Feldman		10,120	515,577
6/5	56	TEX	L	3-6	24-32	t3	-9	TEX	4½	Holland	Blackley	Nathan	11,861	527,438
6/6	57	TEX	W	2-0	25-32	t3	-8	TEX	4½	Colón	LEWIS	Fuentes	15,044	542,482
6/7	58	TEX	W	7-1	26-32	3	-7	TEX	4	McCarthy	Darvish		14,779	557,261
(29 dates)														
6/8	59	at ARI	L	8-9	26-33	4	-8	TEX	4	Putz	Fuentes		25,787	952,503
6/9	60	at ARI	L	3-8	26-34	4	-8	TEX	3	Cahill	Parker		28,061	980,564
6/10	61	at ARI	L	3-4	26-35	4	-9	TEX	3	Saunders	Blackley	Putz	28,112	1,008,676
6/11		OFF DAY				4	-9	TEX	2½					
6/12	62	at COL	W	8-5	27-35	3	-9	TEX	3½	Colón	Guthrie	Cook	33,635	1,042,311
6/13	63	at COL	W	10-8	28-35	3	-9	TEX	3½	Blevins	Betancourt	Cook	32,155	1,074,466
6/14	64	at COL	W	8-2	29-35	3	-8	TEX	3	Parker	White		32,527	1,106,993
(35 dates)														
6/15	65	SD	W	10-2	30-35	3	-8	TEX	4	Blackley	Bass	Scribner	24,528	581,789
6/16	66	SD	W	6-4	31-35	3	-8	TEX	4	Doolittle	Thatcher	Cook	17,135	598,924
6/17	67	SD	L	1-2	31-36	3	-9	TEX	4	Richard	Colón	Street	21,631	620,555
6/18		OFF DAY				3	-9½	TEX	5					
6/19	68	LAD	W	3-0	32-36	3	-9½	TEX	5	McCarthy	Harang	Cook	20,244	640,799
6/20	69	LAD	W	4-1	33-36	3	-9½	TEX	5	MILONE	Eovaldi		25,383	666,182
6/21	70	LAD	W	4-1	34-36	3	-9	TEX	5	Cook	Lindblom		23,337	689,519
6/22	71	SF	L	4-5	34-37	3	-10	TEX	5	Hensley	Cook	Casilla	35,067*	724,586
6/23	72	SF	L	8-9	34-38	3	-10	TEX	5	Bumgarner	Ross	Hensley	36,067*	760,653
6/24	73	SF	W	4-2	35-38	3	-10	TEX	5	Miller	Casilla		36,067*	796,720
(38 dates)														
6/25	74	at SEA	W	1-0	36-38	3	-9	TEX	4½	Milone	Ramirez	Cook	17,101	1,124,094
6/26	75	at SEA	L	2-3	36-39	3	-10	TEX	4½	Furbush	Miller	Wilhelmsen	12,411	1,136,505
6/27	76	at SEA	W	2-1	37-39	3	-10	TEX	4½	Parker	Iwakuma	Cook	18,158	1,154,663
6/28	77	at TEX	L	6-7	37-40	3	-11	TEX	4½	Feldman	Ross	Nathan	33,927	1,188,590
6/29	78	at TEX	L	3-4	37-41	3	-12	TEX	5½	Harrison	Balfour	Scheppers	46,013	1,234,603
6/30	79	at TEX	L	2-7	37-42	3	-13	TEX	6½	Perez	Milone		46,711	1,281,314
7/1	80	at TEX	W	3-1	38-42	3	-12	TEX	5½	Blackley	Darvish	Cook	45,741	1,327,055
(42 dates)														

Day-By-Day Results, continued

DATE	G	OPP	W-L	SCORE	REC	POS	GA/ GB	LEADER AND LEAD	WINNER	LOSER	SAVE	ATT.	CUM. ATT.
7/2	81	BOS	W	6-1	39-42	3	-11%	TEX	5 Parker	Matsuzaka		17,434	814,154
7/3	82	BOS	W	3-2	40-42	3	-10%	TEX	5 Blevins	Aceves		35,067*	849,221
7/4	83	BOS	W	3-2	41-42	3	-9%	TEX	5 Balfour	Cook	Cook	28,240	877,461
7/5		OFF DAY				3	-9	TEX	4				
7/6	84	SEA	W	4-1 (11)	42-42	3	-8	TEX	4 Norberto	Perez		10,819	888,280
7/7	85	SEA	L	1-7	42-43	3	-9	TEX	4 VARGAS	Parker		16,136	904,416
7/8	86	SEA	W	2-1 (13)	43-43	3	-9	TEX	4 Norberto	Perez		20,075	924,491
													(44 dates)
7/9-12		ALL-STAR BREAK				3	-9	TEX	4				
7/13	87	at MIN	W	6-3	44-43	3	-9	TEX	5 Griffin	Liriano	Cook	33,230	1,360,285
7/14	88	at MIN	W	9-3	45-43	3	-8	TEX	5 Milone	De Vries		39,084	1,399,369
7/15	89	at MIN	W	9-4	46-43	3	-8	TEX	5 Parker	Duensing		36,853	1,436,222
													(45 dates)
7/16		OFF DAY				3	-8	TEX	5½				
7/17	90	TEX	L	1-6	46-44	3	-9	TEX	5½ Oswalt	Colón		15,115	939,606
7/18	91	TEX	W	4-3	47-44	3	-8	TEX	5½ Cook	Kirkman		20,249	959,855
7/19	92	NYN	W	4-3	48-44	3	-7%	TEX	6 Griffin	Garcia	Cook	23,382	983,237
7/20	93	NYN	W	3-2	49-44	3	-6%	TEX	5 Cook	Eppley		24,148	1,007,385
7/21	94	NYN	W	2-1	50-44	3	-6%	TEX	6 Parker	Hughes	Doolittle	28,142	1,038,527
7/22	95	NYN	W	5-4 (12)	51-44	3	-5½	TEX	5 Blevins	Eppley		30,470	1,065,997
													(50 dates)
7/23		OFF DAY				3	-6	TEX	5				
7/24	96	at TOR	W	7-2	52-44	t2	-5	TEX	5 Blackley	Cecil		25,686	1,461,908
7/25	97	at TOR	W	16-0	53-44	t2	-5	TEX	5 Griffin	Romero		23,948	1,485,856
7/26	98	at TOR	L	4-10	53-45	3	-5½	TEX	5 Lyon	Milone		39,003	1,524,859
7/27	99	at BAL	W	14-9	54-45	3	-4½	TEX	4 Blevins	Johnson		29,278	1,554,137
7/28	100	at BAL	W	6-1	55-45	2	-3%	TEX	3½ Colón	Hunter		21,143	1,575,280
7/29	101	at BAL	L	1-6	55-46	2	-4½	TEX	4½ Chen	Blackley		19,698	1,594,978
													(51 dates)
7/30	102	TB	W	4-3 (15)	56-46	2	-3%	TEX	3½ Norberto	Farnsworth		12,564	1,078,561
7/31	103	TB	L	0-8	56-47	3	-3%	TEX	3 SHIELDS	Milone		15,836	1,094,397
8/1	104	TB	L	1-4	56-48	3	-4%	TEX	4 Cobb	Parker	Rodney	18,161	1,112,558
8/2	105	TOR	W	4-1	57-48	2	-4%	TEX	4½ Colón	Alvarez	Cook	10,823	1,123,381
8/3	106	TOR	W	5-4 (15)	58-48	2	-4%	TEX	4½ Blackley	Loup		30,169	1,153,550
8/4	107	TOR	L	1-3 (11)	58-49	2	-5%	TEX	5½ Chavez	Blevins	Oliver	17,121	1,170,671
8/5	108	TOR	L	5-6	58-50	2	-5%	TEX	5½ Laffey	Milone	Janssen	18,308	1,188,979
8/6	109	LAA	L	0-4	58-51	3	-5%	TEX	5 WEAVER	Parker		13,341	1,202,320
8/7	110	LAA	W	10-4	59-51	2	-5%	TEX	5½ Colón	Wilson		15,458	1,217,778
8/8	111	LAA	W	9-8	60-51	2	-5%	TEX	5½ Neshek	Hawkins	Cook	21,150	1,238,928
													(60 dates)
8/9		OFF DAY				2	-5%	TEX	5½				
8/10	112	at CWS	L	3-4	60-52	2	-5%	TEX	5½ Myers	Neshek		25,041	1,620,019
8/11	113	at CWS	W	9-7	61-52	2	-5%	TEX	5½ Cook	Thornton	Balfour	26,686	1,646,705
8/12	114	at CWS	L	3-7	61-53	2	-6%	TEX	6½ Sale	Colón		25,106	1,671,811
8/13		OFF DAY				2	-6	TEX	6				
8/14	115	at KC	L	0-5	61-54	2	-6	TEX	6 Guthrie	Parker		16,107	1,687,918
8/15	116	at KC	L	2-3	61-55	t2	-6	TEX	6 Smith	McCarthy	Holland	15,591	1,703,509
8/16	117	at KC	W	3-0	62-55	2	-6	TEX	6 Straily	Hochevar	Balfour	14,345	1,717,854
													(57 dates)
8/17	118	CLE	W	6-4	63-55	2	-5	TEX	5 Norberto	Smith	Balfour	13,967	1,252,895
8/18	119	CLE	W	8-5	64-55	2	-5	TEX	5 Colón	Kluber	Balfour	30,132	1,283,027
8/19	120	CLE	W	7-0	65-55	2	-5	TEX	5 Parker	Masterson		20,130	1,303,157
8/20	121	MIN	L	2-7	65-56	2	-6	TEX	6 Duensing	McCarthy		10,274	1,313,431
8/21	122	MIN	W	4-1	66-56	2	-5	TEX	5 Anderson	De Vries	Balfour	13,116	1,326,547
8/22	123	MIN	W	5-1	67-56	2	-5	TEX	5 Milone	Hendriks		16,657	1,343,204
													(66 dates)

DATE	G	OPP	W-L	SCORE	REC	POS	GA/LEADER		WINNER	LOSER	SAVE	ATT.	CUM. ATT.
							GB	AND LEAD					
8/23	124	at TB	L	0-5	67-57	2	-6	TEX	6	COBB	Ross	11,613	1,729,467
8/24	125	at TB	W	5-4	68-57	2	-6	TEX	6	Cook	Peralta	18,913	1,748,380
8/25	126	at TB	W	4-2	69-57	2	-6	TEX	6	McCarthy	Hellickson	18,187	1,766,567
8/26		OFF DAY				2	-5½	TEX	-5½				
8/27	127	at CLE	W	3-0	70-57	2	-5½	TEX	-5½	Anderson	Hernandez	13,018	1,779,585
8/28	128	at CLE	W	7-0	71-57	2	-5½	TEX	-5½	Milone	McAllister	13,413	1,792,998
8/29	129	at CLE	W	8-4	72-57	2	-4½	TEX	-4½	Blackley	Kluber	14,412	1,807,410
8/30	130	at CLE	W	12-7	73-57	2	-4	TEX	4	Parker	Masterson	14,500	1,821,910
(64 dates)													
8/31	131	BOS	W	20-2	74-57	2	-4	TEX	4	McCarthy	Cook	20,121	1,363,325
9/1	132	BOS	W	7-1	75-57	2	-3	TEX	3	Griffin	Doubront	20,315	1,383,640
9/2	133	BOS	W	6-2	76-57	2	-3	TEX	3	Anderson	Matsuzaka	25,314	1,408,954
9/3	134	LAA	L	3-8	76-58	2	-4	TEX	4	Wilson	Milone	20,180	1,429,134
9/4	135	LAA	L	1-6	76-59	2	-4	TEX	4	Greinke	Parker	11,688	1,440,822
9/5	136	LAA	L	1-7	76-60	2	-5	TEX	5	Haren	McCarthy	15,404	1,456,226
(72 dates)													
9/6		OFF DAY				2	-5½	TEX	5½				
9/7	137	at SEA	W	6-1	77-60	2	-4½	TEX	4½	Griffin	Hernandez	17,128	1,839,038
9/8	138	at SEA	W	6-1	78-60	2	-4½	TEX	4½	Anderson	Iwakuma	23,177	1,862,215
9/9	139	at SEA	W	4-2	79-60	2	-3½	TEX	3½	Milone	Vargas	14,403	1,876,618
9/10	140	at LAA	W	3-1	80-60	2	-3	TEX	3	Parker	Haren	36,064	1,912,682
9/11	141	at LAA	W	6-5	81-60	2	-3	TEX	3	Straily	Williams	37,794	1,950,476
9/12	142	at LAA	W	4-1	82-60	2	-3	TEX	3	Griffin	Santana	38,097	1,988,573
9/13	143	at LAA	L	0-6	82-61	2	-3	TEX	3	Weaver	Anderson	38,029	2,026,602
(71 dates)													
9/14	144	BAL	W	3-2	83-61	2	-3	TEX	3	Milone	Saunders	35,067*	1,491,293
9/15	145	BAL	W	5-2	84-61	2	-2	TEX	2	Parker	Britton	20,342	1,511,635
9/16	146	BAL	L	5-9	84-62	2	-3	TEX	3	Matusz	Straily	20,539	1,532,174
(75 dates)													
9/17		OFF DAY				2	-3	TEX	3				
9/18	147	at DET	L	2-12	84-63	2	-3	TEX	3	Downs	Griffin	31,243	2,057,845
9/19	148	at DET	L	2-6	84-64	2	-4	TEX	4	Verlander	Anderson	29,734	2,087,579
9/20	149	at DET	W	12-4	85-64	2	-4	TEX	4	Neshek	Sanchez	34,635	2,122,214
9/21	150	at NYY	L	1-2 (10)	85-65	2	-4	TEX	4	Robertson	Doolittle	40,759	2,162,973
9/22	151	at NYY	L	9-10 (14)	85-66	2	-4	TEX	4	Wade	Ross	44,026	2,206,999
9/23	152	at NYY	W	5-4	86-66	2	-4	TEX	4	Blevins	Kuroda	43,867	2,250,866
9/24	153	at TEX	L	4-5	86-67	2	-5	TEX	5	Nathan	Ross	43,044	2,293,910
9/25	154	at TEX	W	3-2 (10)	87-67	2	-4	TEX	4	Scribner	Lowe	43,874	2,337,784
9/26	155	at TEX	W	9-3	88-67	2	-3	TEX	3	Parker	Perez	46,689	2,384,473
9/27	156	at TEX	L	7-9	88-68	2	-4	TEX	4	Harrison	Blackley	43,796	2,428,269
(81 dates)													
9/28	157	SEA	W	8-2	89-68	2	-3	TEX	3	Griffin	Beavan	16,376	1,548,550
9/29	158	SEA	W	7-4 (10)	90-68	2	-2½	TEX	2½	Balfour	Perez	21,517	1,570,067
9/30	159	SEA	W	5-2	91-68	2	-2	TEX	2	Doolittle	Kelley	21,057	1,591,124
10/1	160	TEX	W	4-3	92-68	2	-1	TEX	1	Parker	Perez	21,162	1,612,286
10/2	161	TEX	W	3-1	93-68	t1	--	OAK/TEX	--	Blackley	Harrison	30,660	1,642,946
10/3	162	TEX	W	12-5	94-68	1	+1	OAK	1	Scribner	Holland	36,067*	1,679,013
(81 dates)													

*indicates game at Tokyo. * indicates sellout. CAPS indicates complete game.

POSTSEASON BESTS

World Championships	Division Titles	Postseason Appearances	Postseason Wins
Yankees 27	Yankees 18	Yankees 51	Yankees 223
Cardinals 11	Braves 16	Dodgers 26	Cardinals 116
Athletics 9	Athletics 15	Cardinals 25	Giants 84
Red Sox 7	Cardinals 11	Athletics 24	Athletics 80
Giants 7	Dodgers 11	Giants 24	Red Sox 79
	Phillies 11		
	Reds 11		

DIVISION SERIES STATISTICS

+ = ROOKIE

PLAYER	AVG	G	AB	R	H	TB	2B	3B	HR	RBI	SH	SF	HP	BB	IBB	SO	SB	CS	DP	GI			
																				E	SLG	OBP	
+Carter,C	.000	0	0	0	0	0	0	0	0	0	0	0	0	0	0	0	0	0	0	0	0	.000	.000
+Cespedes,Y	.316	5	19	1	6	7	1	0	2	0	0	0	2	0	2	2	0	0	0	0	0	.368	.381
Crisp,C	.182	5	22	3	4	7	0	0	1	2	0	0	0	0	2	0	0	0	0	1	0	.318	.182
+Donaldson,J	.294	5	17	1	5	6	1	0	0	0	0	0	0	1	0	4	0	0	1	0	.353	.333	
Drew,S	.211	5	19	0	4	6	2	0	1	0	0	0	2	0	7	0	0	0	0	1	.316	.286	
Gomes,J	.000	1	1	0	0	0	0	0	0	0	0	0	0	0	0	0	0	0	0	0	.000	.000	
Kottaras,G	.000	4	4	0	0	0	0	0	0	1	0	0	0	0	2	0	0	0	0	0	.000	.000	
Moss,B	.133	5	15	0	2	2	0	0	0	0	0	1	2	0	7	0	0	0	0	0	.133	.278	
+Norris,D	.083	5	12	0	1	1	0	0	0	0	0	0	0	0	6	0	1	0	0	0	.083	.083	
Pennington,C	.286	5	14	1	4	4	0	0	1	0	0	0	3	0	4	0	0	0	0	0	.286	.412	
Reddick,J	.118	5	17	2	2	5	0	0	1	1	0	0	1	0	10	0	0	1	0	0	.294	.167	
Rosales,A	.000	0	0	0	0	0	0	0	0	0	0	0	0	0	0	0	0	0	0	0	.000	.000	
Smith,S	.133	5	15	3	2	6	1	0	1	3	0	0	1	3	6	0	0	0	0	0	.400	.316	
PITCHERS	.000	0	0	0	0	0	0	0	0	0	0	0	0	0	0	0	0	0	0	0	.000	.000	
OAKLAND	.194	5	155	11	30	44	5	0	3	10	1	0	2	14	0	50	2	1	2	3	.284	.269	
OPPONENTS	.252	5	163	17	41	55	8	0	2	11	4	1	3	7	1	39	4	1	5	1	.337	.293	

PITCHER	W	L	ERA	G	GS	CG	GFSHO	SV	IP	H	R	ER	HR	HB	BB	IBB	SO	WP	BK	AVG
Anderson,B	1	0	0.00	1	1	0	0	0	6.0	2	0	0	0	0	2	0	6	0	0	.105
Balfour,G	0	1	5.40	2	0	0	2	0	1.2	3	1	1	0	0	1	1	2	0	0	.500
+Blackley,T	0	0	—	0	0	0	0	0	0.0	0	0	0	0	0	0	0	0	0	0	.000
Blevins,J	0	0	0.00	3	0	0	1	0	3.2	1	0	0	0	0	0	0	0	0	0	.083
+Cook,R	1	0	8.10	4	0	0	1	0	3.1	4	3	3	0	1	1	0	4	1	0	.308
+Doolittle,S	0	0	3.38	3	0	0	0	0	2.2	5	3	1	0	0	0	0	5	0	0	.385
+Figueroa,P	0	0	—	0	0	0	0	0	0.0	0	0	0	0	0	0	0	0	0	0	.000
+Griffin,A	0	0	3.60	1	1	0	0	0	5.0	7	2	2	1	0	0	0	1	0	0	.350
+Milone,T	0	0	1.50	1	1	0	0	0	6.0	5	1	1	0	1	1	0	6	1	0	.217
Neshek,P	0	0	0.00	1	0	0	0	0	0.2	0	0	0	0	0	0	0	1	0	0	.000
+Parker,J	0	2	4.26	2	2	0	0	0	12.2	14	7	6	1	1	2	0	11	2	0	.286
+Scribner,E	0	0	0.00	1	0	0	1	0	2.0	0	0	0	0	0	0	0	3	0	0	.000
OAKLAND	2	3	2.89	5	5	0	5	1	43.2	41	17	14	2	3	7	1	39	4	0	.252
OPPONENTS	3	2	2.06	5	5	1	4	1	43.2	30	11	10	3	2	14	0	50	2	0	.194

DIVISION SERIES RESULTS

DATE	G	OPP	W-L	SCORE	REC	WINNER	LOSER	SAVE	ATT.
10/6	1	at DET	L	1-3	0-1	Verlander	Parker	Valverde	43,323*
10/7	2	at DET	L	4-5	0-2	Albuquerque	Balfour		40,684*
10/9	3	DET	W	2-0	1-2	Anderson	Sanchez	Balfour	37,090*
10/10	4	DET	W	4-3	2-2	Cook	Valverde		36,385*
10/11	5	DET	L	0-6	2-3	VERLANDER	Parker		36,393*

A'S 2012 AT A GLANCE

Season High.....	94-68 (October 3)	First Game of Series.....	27-26	Commit No Errors.....	55-28
Season Low.....	26-35 (June 10)	Last Game of Series.....	32-21	Commit 1 or More Errors.....	39-40
April.....	10-12	A's Score First.....	63-20	More HR Than Opp.....	50-18
May.....	11-16	Opponent Scores First.....	31-48	Fewer HR Than Opp.....	11-28
June.....	15-13	Leading After 7th.....	72-6	Same Total HR of Opp.....	33-22
July.....	19-5	Leading After 8th.....	78-5	Starter Pitches 7 or More.....	38-14
August.....	18-10	Tied After 7th.....	14-7	Starter Pitches Less Than 7.....	56-54
September.....	17-11	Tied After 8th.....	10-5	When Scoring 4 or More.....	74-15
Home Series.....	15-7-5	Trailing After 7th.....	8-55	When Scoring Less Than 4.....	20-53
Road Series.....	12-11-3	Trailing After 8th.....	6-58	Last At Bat.....	23-14
Series Sweeps.....	11-5			Different Lineups.....	145

WILD CARD DAY-BY-DAY

DATE	POS	GB	WC1	WC2	DATE	POS	GB	WC1	WC2	DATE	POS	GB	WC1	WC2
7/9-12	16	-2½	LAA	BAL	8/11	t1	+½	OAK/TB	--	9/10	1	+3	OAK	BAL
7/13	16	-1½	LAA	BAL/CLE	8/12	3	-½	TB	BAL	9/11	1	+4	OAK	BALorNYY
7/14	15	-1½	LAA	BAL	8/13	3	-½	TB	BAL	9/12	1	+5	OAK	BALorNYY
7/15	t3	-½	LAA	BAL	8/14	t3	-1½	TB/BAL		9/13	1	+4½	OAK	BALorNYY
7/16	t3	-½	LAA	DET	8/15	t4	-1½	BAL	TB	9/14	1	+4½	OAK	BALorNYY
7/17	t4	-½	LAA	DET/TB	8/16	4	-1½	BAL/TB		9/15	1	+5½	OAK	BAL
7/18	t3	-½	LAA	DET	8/17	4	-½	TB	BAL/DET	9/16	1	+4½	OAK	BAL
7/19	t3	-½	LAA	DET	8/18	3	-½	TB	BAL	9/17	1	+4½	OAK	BAL
7/20	t3	-½	LAA	DET	8/19	3	-½	TB	BAL	9/18	1	+3½	OAK	BALorNYY
7/21	t2	--	LAA	OAK/BAL/CHI	8/20	3	-½	TB	BAL	9/19	2	+3½	BAL	OAK
7/22	t2	--	LAA	OAK/BAL	8/21	3	-½	TB	BAL	9/20	t1	+4½	OAK/BAL	--
7/23	2	+½	LAA	OAK	8/22	2	+½	TB	OAK	9/21	2	+3½	BAL	OAK
7/24	t1	+½	OAK/LAA	--	8/23	t2	--	TB	OAK/BAL/DET	9/22	2	+2½	BAL	OAK
7/25	t1	+½	OAK/LAA	--	8/24	t2	--	TB	OAK/BAL	9/23	2	+2½	BAL	OAK
7/26	2	+½	LAA	OAK	8/25	t2	--	TB	OAK/BAL	9/24	2	+2	BAL	OAK
7/27	2	+1½	LAA	OAK	8/26	t2	--	TB	OAK/BAL	9/25	2	+2	BAL	OAK
7/28	1	+2½	OAK	LAA	8/27	t1	+½	OAK/BAL		9/26	2	+2	BAL	OAK
7/29	1	+1½	OAK	LAA	8/28	t1	+1½	OAK/BAL		9/27	2	+2	BAL	OAK
7/30	1	+2½	OAK	LAA	8/29	1	+1½	OAK	BAL	9/28	2	+2	BAL	OAK
7/31	2	+1½	LAA	OAK	8/30	1	+2½	OAK	BAL	9/29	2	+2½	BALorNYY	OAK
8/1	2	+1½	LAA	OAK	8/31	1	+3½	OAK	BAL	9/30	2	+3	BALorNYY	OAK
8/2	1	+2	OAK	LAA	9/1	1	+3½	OAK	BAL	10/1	t1	+3	OAK/BAL	--
8/3	1	+2	OAK	LAA	9/2	1	+3½	OAK	BAL	10/2	t1	+4	OAKorTEX/BAL--	
8/4	1	+1	OAK	LAA	9/3	1	+2½	OAK	BAL	10/3	--	--	TEX/BAL	
8/5	t1	+½	OAK/DET	--	9/4	t1	+1½	OAK/BALorNYY	--					
8/6	t3	-½	DET	LAA	9/5	t1	+1½	OAK/BAL	--					
8/7	t2	--	DET	OAK/BAL	9/6	2	+1½	BALorNYY	OAK					
8/8	t1	--	OAK/BAL/DET	--	9/7	1	+1½	OAK	BAL					
8/9	1	+½	OAK	BAL/DET	9/8	1	+2½	OAK	BALorNYY					
8/10	t3	-½	BAL/DET	--	9/9	1	+2½	OAK	BAL					

POS indicates A's rank among all non division leaders. GB indicates A's games behind second wild card team or games ahead of third best non-division leader.

REVIEW

MISCELLANEOUS STATS

Multiple Hit Games

PLAYER	2	3	4	5	TOT
Barton	3	1	0	0	4
Carter	9	2	0	0	11
Céspedes	28	8	2	0	38
Cowgill	4	2	0	0	6
Crisp	24	11	1	0	36
Donaldson	14	2	1	0	17
Drew	5	1	2	0	8
Gomes	14	4	0	0	18
Hicks	1	0	0	0	1
Inge	11	2	0	0	13
Ka'aihue	7	1	0	0	8
Kottaras	3	1	0	0	4
Moss	7	6	1	0	14
Norris	8	0	0	0	8
Pennington	19	4	1	0	24
Recker	1	0	0	0	1
Reddick	31	9	1	0	41
Rosales	4	0	0	0	4
Smith	16	3	1	0	20
Sogard	3	0	0	0	3
Suzuki	9	3	0	0	12
Taylor	1	0	0	0	1
Weeks	26	2	0	0	28

Multiple RBI Games

PLAYER	2	3	4	5	6	TOT
Barton	1	0	0	0	0	1
Carter	8	3	0	0	0	11
Céspedes	13	9	0	0	0	22
Cowgill	3	0	0	0	0	3
Crisp	7	0	1	1	0	9
Donaldson	5	2	0	1	0	8
Drew	4	0	0	0	0	4
Gomes	9	2	0	1	0	12
Hicks	2	0	0	0	0	2
Inge	5	1	5	0	0	11
Ka'aihue	2	0	0	0	0	2
Kottaras	3	2	0	1	0	6
Milone	1	0	0	0	0	1
Moss	4	5	1	1	0	11
Norris	5	3	0	0	0	8
Pennington	4	1	0	0	0	5
Reddick	12	5	1	1	0	19
Rosales	2	0	0	0	0	2
Smith	9	0	1	1	0	11
Sogard	1	1	0	0	0	2
Suzuki	2	0	0	0	0	2
Weeks	2	0	0	0	0	2

Game Tying/Go Ahead RBI

PLAYER	GT	GA	TOT
Barton	0	1	1
Carter	4	3	7
Céspedes	5	21	26
Cowgill	2	3	5
Crisp	5	10	15
Donaldson	4	7	11
Drew	0	2	2
Gomes	5	13	18
Hicks	1	1	2
Inge	2	11	13
Ka'aihue	2	3	5
Kottaras	1	4	5
Moss	6	12	18
Norris	6	6	12
Pennington	3	3	6
Reddick	9	20	29
Rosales	0	1	1
Smith	6	13	19
Sogard	1	1	2
Suzuki	3	4	7
Weeks	1	5	6

CLUB STATISTICS

AL West	Home		Road		Totals	
	W	L	W	L	W	L
vs. Los Angeles	3	6	7	3	10	9
vs. Seattle	6	4	6	3	12	7
vs. Texas	7	2	4	6	11	8
Totals vs. West	16	12	17	12	33	24

AL Central	W	L	W	L	W	L
	vs. Chicago	2	1	1	2	3
vs. Cleveland	4	2	4	0	8	2
vs. Detroit	2	2	1	2	3	4
vs. Kansas City	2	1	2	4	4	5
vs. Minnesota	2	1	3	3	5	4
Totals vs. Central	12	7	11	11	23	18

AL East	W	L	W	L	W	L
	vs. Baltimore	2	1	3	3	5
vs. Boston	6	0	2	1	8	1
vs. New York	4	3	1	2	5	5
vs. Tampa Bay	1	2	4	2	5	4
vs. Toronto	3	3	2	1	5	4
Totals vs. East	16	9	12	9	28	18
Totals vs. AL	44	28	40	32	84	60

National League	W	L	W	L	W	L
	vs. Arizona	0	0	0	3	0
vs. Colorado	0	0	3	0	3	0
vs. Los Angeles	3	0	0	0	3	0
vs. San Diego	2	1	0	0	2	1
vs. San Francisco	1	2	1	2	2	4
Totals vs. NL	6	3	4	5	10	8
Overall Totals	50	31	44	37	94	68

	Home		Road		Totals	
	W	L	W	L	W	L
Shutouts	5	6	8	10	13	16
Sho-Individual	0	3	0	1	0	4
Extra Innings	8	3	3	2	11	5
One-Run Decisions	17	6	8	12	25	18
Two-Run Decisions	7	5	10	5	17	10
vs. LH Starters	16	13	14	16	30	29
vs. RH Starters	34	18	30	21	64	39
Grass Fields	49	30	38	34	87	64
Artificial Fields	1	1	6	3	7	4
Day Games	18	13	12	14	30	27
Night Games	32	18	32	23	64	41

	Oak	Opp.
Double Plays	135	116
Triple Plays	1	0
Left On Base	1095	1107
Grand Slam HR	4	4
Home Runs - Home	92	66
Home Runs - Road	103	81

HIGHS AND LOWS

CLUB

Longest Winning Streak	9, August 24 to September 2
Longest Winning Streak, Home	6, July 18 to 30
Longest Winning Streak, Road	6, September 28 to October 3
Longest Losing Streak	12, August 24 to September 12
Longest Losing Streak, Home	9, May 22 to June 1
Longest Losing Streak, Road	5, May 22 to 27
Most Runs, Game, A's	4, June 3 to 10
Most Runs, Game, Opponents	20, August 31 vs. Boston
Most Runs, Inning, A's	12, September 18 at Detroit
Most Runs, Inning, Opponents	9, August 31 vs. Boston (7th)
Largest Margin, Victory	8, May 10 vs. Detroit (3rd)
Largest Margin, Loss	18, August 31 vs. Boston (20-2)
Most Hits, Game, A's	10, September 18 at Detroit (2-12)
Most Hits, Game, Opponents	19, August 31 vs. Boston
Most Hits, Inning, A's	17, May 10 vs. Detroit
Most Hits, Inning, Opponents	17, September 22 at New York
Most Home Runs, Game, A's	8, June 4 vs. Texas (2nd)
Most Home Runs, Game, Opponents	8, June 8 at Arizona (2nd)
Most Home Runs, Inning, A's	8, May 10 vs. Detroit (3rd)
Most Home Runs, Inning, Opponents	5, August 31 vs. Boston
Most Home Runs, Game, A's	5, September 27 at Texas
Most Home Runs, Game, Opponents	5, August 8 vs. Los Angeles
Most Doubles, Game, A's	7, August 29 at Cleveland
Most Doubles, Game, Opponents	6, April 25 vs. Chicago

Most Triples, Game, A's	2, June 2 at Kansas City 2, July 20 vs. New York 2, September 26 at Texas
Most Triples, Game, Opponents	2, April 7 vs. Seattle
Most Stolen Bases, Game, A's	4, April 22 vs. Cleveland 4, May 1 at Boston
Most Stolen Bases, Game, Opponents	4, September 1 vs. Boston
Most Strikeouts, A's Pitchers	4 (four times), last: August 6 vs. Los Angeles 16, August 3 vs. Toronto
Most Strikeouts, Opponents Pitchers	21, July 30 vs. Tampa Bay
Most Walks, A's Pitchers	9 (five times), last: September 22 at New York
Most Walks, Opponents Pitchers	10, June 19 vs. Los Angeles (NL) 10, July 30 vs. Tampa Bay
Fewest Hits Allowed, A's Pitchers	2, June 19 vs. Los Angeles (NL) 2, August 27 at Cleveland
Fewest Hits Allowed, Opponents Pitchers	1, April 10 vs. Kansas City 1, May 19 at San Francisco 1, May 22 vs. Los Angeles
Most Left on Base, Nine Inning Game	14, July 20 vs. New York
Most Left on Base, Extra Inning Game	16, July 30 vs. Tampa Bay (15)
Fewest Left on Base, Game	1, May 19 at San Francisco 1, June 25 at Seattle 1, June 27 at Seattle
Most Errors, Game	4, June 23 vs. San Francisco 4, August 22 vs. Minnesota
Largest Comeback in Win	4 (seven times), last: October 3 vs. Texas
Largest Lead Surrendered in Loss	6, June 8 at Arizona

INDIVIDUAL

Grand Slams	Brandon Inge, May 8 vs. Toronto (Cordero) Brandon Inge, May 10 vs. Detroit (Balester) Jonny Gomes, July 13 at Minnesota (Liriano) Josh Reddick, August 31 vs. Boston (Melancon)
Pinch Hit Home Runs	Jonny Gomes, July 16 vs. San Diego (Gregerson) Chris Carter, July 6 vs. Seattle (Delabar) Brandon Moss, September 21 at New York-AL (Soriano)
Lead Off Home Runs	Coco Crisp, June 27 at Seattle (Millwood) Coco Crisp, July 3 vs. Boston (Lester) Coco Crisp, September 1 vs. Boston (Doubront) Coco Crisp, September 28 vs. Seattle (Beavan)
Inside-The-Park Home Runs	None
Game Ending Home Runs	Brandon Inge, May 8 vs. Toronto (Cordero) Yoenis Céspedes, June 21 vs. Los Angeles-NL (Lindblom) Derek Norris, June 24 vs. San Francisco (Casilla) Chris Carter, July 6 vs. Seattle (Delabar) Brandon Hicks, July 18 vs. Texas (Kirkman) Brandon Moss, September 29 vs. Seattle (Pryor)
Longest Hitting Streak	13, Brandon Inge, July 20 to August 3
Most Runs, Game	4, Josh Reddick, May 11 vs. Detroit 4, Brandon Moss, August 31 vs. Boston
Most Hits, Game	4 (10 times), last: Coco Crisp, September 29 vs. Seattle
Most Doubles, Game	2 (17 times), last: Brandon Moss, September 26 at Texas
Most Triples, Game	1 (32 times), last: Yoenis Céspedes, September 30 vs. Seattle
Most Home Runs, Game	2 (five times), last: Josh Reddick, September 27 at Texas
Most Runs Batted In, Game	5 (seven times), last: Brandon Moss, September 29 vs. Seattle
Most Walks, Game	3 (10 times), last: Derek Norris, September 5 vs. Los Angeles
Most Strikeouts, Game	4 (seven times), last: Josh Reddick, September 21 at New York
Most Stolen Bases, Game	3, Coco Crisp, June 19 vs. Los Angeles (NL)
Longest Winning Streak	6, Brandon McCarthy, April 27 to June 19 6, A.J. Griffin, July 13 to September 12
Longest Losing Streak	8, Tyson Ross, May 19 to September 24
Most Strikeouts, Game, Pitcher	10, Brandon McCarthy, May 12 vs. Detroit 10, Tommy Milone, July 20 vs. New York 10, Tommy Milone, September 9 at Seattle
Most Walks, Game, Pitcher	5 (five times), last: Dan Straily, September 16 vs. Baltimore
Most Innings, Game, Starter	9.0, Tommy Milone, June 20 vs. Los Angeles (NL)
Most Innings, Game, Reliever	5.2, Travis Blackley, August 20 vs. Minnesota

Highs and Lows, continued

Low Hit Complete Game	3, Tommy Milone, June 20 vs. Los Angeles (NL)
Most Consecutive Scoreless Innings.....	23.0, Ryan Cook, March 28 to May 27
Most Consecutive Batters Retired	26, Grant Balfour, September 22 to present

GENERAL

Longest Game, Innings	15, July 30 vs. Tampa Bay 15, August 3 vs. Toronto
Longest Game, Time, Nine Innings	4:15, June 23 vs. San Francisco
Longest Game, Time, Extra Innings	5:43, September 22 at New York (14)
Shortest Game, Time	2:04, June 6 vs. Texas
Largest Crowd, Home.....	44,227, March 28 vs. Seattle (at Tokyo)
Largest Crowd, Coliseum	36,067, June 23 vs. San Francisco 36,067, June 24 vs. San Francisco 36,067, October 3 vs. Texas
Smallest Crowd, Home.....	10,054, April 9 vs. Kansas City
Largest Crowd, Road.....	47,182, May 17 at Texas
Smallest Crowd, Road.....	11,613, August 23 at Tampa Bay
Postponement, Rain, Home	None
Postponement, Rain, Road	None

DESIGNATED HITTING STATISTICS

BATTER	AVG	G	AB	R	H	TB	2B	3B	HR	RBI	SH	SF	HP	BB	IBB	SO	SB	CS	DP	SLG	OBP
Carter,C	.300	9	30	7	9	20	2	0	3	6	0	1	0	6	0	11	0	0	0	.667	.405
Cespedes,Y	.320	26	103	17	33	61	7	0	7	20	0	1	0	8	1	18	3	0	1	.592	.366
Crisp,C	.333	3	9	0	3	3	0	0	0	1	0	0	0	2	0	1	1	0	0	.333	.455
Gomes,J	.239	53	155	22	37	66	2	0	9	22	0	0	6	31	1	64	2	1	2	.426	.385
Kaaihue,K	.231	12	52	5	12	20	5	0	1	6	0	0	0	1	0	16	0	0	2	.385	.245
Moss,B	.250	3	8	1	2	5	0	0	1	2	0	0	0	1	0	5	0	0	0	.625	.333
Norris,D	.429	2	7	0	3	4	1	0	0	1	0	0	0	1	0	1	0	0	0	.571	.500
Recker,A	.250	1	4	0	1	1	0	0	0	0	0	0	0	0	0	3	0	0	0	.250	.250
Reddick,J	.205	12	44	7	9	16	2	1	1	6	1	0	0	5	1	13	1	0	0	.364	.286
Smith,S	.236	50	161	22	38	55	9	1	2	19	0	2	3	16	2	41	0	1	1	.342	.313
Weeks,J	.000	2	1	0	0	0	0	0	0	0	0	0	0	0	0	0	0	0	0	.000	.000
TOTALS	.256	574	81	147	251	28	2	24	83	1	4	9	71	5	173	7	2	6	.437	.345	

PINCH HITTING STATISTICS

BATTER	AVG	G	AB	R	H	TB	2B	3B	HR	RBI	SH	SF	HP	BB	IBB	SO	SB	CS	DP	SLG	OBP
Barton,D	.400	5	5	0	2	3	1	0	0	0	0	0	0	0	0	1	0	0	0	.600	.400
Carter,C	.250	7	4	2	1	4	0	0	1	4	0	1	0	2	0	2	0	0	1	1.000	.429
Cowgill,C	.000	2	2	0	0	0	0	0	0	0	0	0	0	0	0	1	0	0	0	.000	.000
Crisp,C	.250	6	4	0	1	1	0	0	0	0	0	0	0	2	0	0	1	0	0	.250	.500
Gomes,J	.167	18	12	1	2	5	0	0	1	3	0	1	1	4	1	6	0	0	0	.417	.389
Hicks,B	.667	3	3	1	2	4	2	0	0	0	0	0	0	0	0	0	0	0	0	1.333	.667
Kaaihue,K	.000	6	5	0	0	0	0	0	0	0	0	0	0	0	0	1	0	0	1	.000	.000
Kottaras,G	.000	1	1	0	0	0	0	0	0	0	0	0	0	0	0	1	0	0	0	.000	.000
Moss,B	.500	15	10	3	5	8	0	0	1	4	0	1	0	4	0	2	0	0	0	.800	.600
Norris,D	.000	4	4	0	0	0	0	0	0	0	0	0	0	0	0	3	0	0	0	.000	.000
Pennington,C	.333	6	6	0	2	3	1	0	0	0	0	0	0	0	0	4	0	0	0	.500	.333
Recker,A	1.000	1	1	1	1	1	0	0	0	0	0	0	0	0	0	0	0	0	0	1.000	1.000
Reddick,J	.500	3	2	1	1	1	0	0	0	0	0	0	0	1	1	0	0	0	0	.500	.667
Rosales,A	.000	1	1	0	0	0	0	0	0	0	0	0	0	0	0	0	0	0	0	.000	.000
Smith,S	.200	21	20	3	4	5	1	0	0	5	0	0	0	1	0	8	0	0	0	.250	.238
Sogard,E	.333	6	6	0	2	3	1	0	0	0	0	0	0	0	0	1	0	0	0	.500	.333
Suzuki,K	1.000	1	1	1	1	2	1	0	0	1	0	0	0	0	0	0	0	0	0	2.000	1.000
Taylor,M	.000	1	1	0	0	0	0	0	0	0	0	0	0	0	0	1	0	0	0	.000	.000
Weeks,J	.000	4	4	0	0	0	0	0	0	0	0	0	0	0	0	2	0	0	0	.000	.000
TOTALS	.261	80	92	13	24	40	7	0	3	17	0	3	1	14	2	33	1	0	2	.435	.355

BATTING WITH RISP

PLAYER	AVG	AB	H	2B	3B	HR	TOT		SP		MOB	BB	IBB	SO	SH	SF	GIDP
							RBI	RBI	MISP	MISP							
Allen,B	.000	2	0	0	0	0	0	0	2	2	0	0	1	0	0	0	0
Barton,D	.263	19	5	2	0	0	5	5	32	47	8	0	8	0	0	0	0
Blackley,T	.000	1	0	0	0	0	0	0	1	2	0	0	1	0	0	0	0
Carter,C	.220	50	11	3	0	3	22	16	76	112	16	1	19	0	3	3	3
Cespedes,Y	.345	113	39	2	1	6	54	45	158	213	16	5	20	0	3	1	1
Colon,B	.000	1	0	0	0	0	0	0	1	2	0	0	0	0	0	0	0
Cowgill,C	.412	17	7	0	0	1	9	8	23	31	3	0	5	0	1	0	0
Crisp,C	.367	79	29	6	2	1	33	29	107	142	9	0	9	1	2	1	1
Donaldson,J	.296	54	16	4	0	1	19	17	74	103	5	0	13	0	1	2	2
Drew,S	.200	35	7	0	0	0	9	9	56	74	7	1	13	0	2	0	0
Gomes,J	.311	61	19	2	0	3	27	22	100	137	19	2	21	0	1	0	0
Hicks,B	.250	8	2	2	0	0	4	4	9	12	0	0	3	0	0	0	0
Hughes,L	.000	2	0	0	0	0	0	0	2	2	0	0	0	0	0	0	0
Inge,B	.360	75	27	8	0	5	45	34	110	164	11	1	20	0	3	2	2
Kaaihue,K	.233	30	7	1	0	1	8	7	37	54	1	0	8	0	0	2	2
Kottaras,G	.368	19	7	1	1	3	15	9	24	33	1	0	6	0	0	0	0
MLone,T	1.000	1	1	0	0	0	2	2	2	2	0	0	0	0	0	0	0
Moss,B	.289	76	22	4	0	5	29	22	107	153	9	2	28	0	2	1	1
Norris,D	.339	56	19	4	1	1	24	22	77	109	5	1	14	0	1	3	3
Parker,J	.000	2	0	0	0	0	0	0	2	3	0	0	1	0	0	0	0
Pennington,C	.216	88	19	5	0	2	21	19	111	147	8	0	20	2	2	0	0
Recker,A	.000	8	0	0	0	0	0	0	11	16	2	0	3	0	0	0	0
Reddick,J	.206	160	33	5	2	7	52	38	213	300	21	8	45	0	4	7	7
Rosales,A	.130	23	3	0	0	0	6	6	32	43	3	1	6	0	1	1	1
Smith,S	.244	90	22	9	1	1	35	30	147	192	26	7	23	0	3	0	0
Sogard,E	.222	18	4	0	0	2	7	4	25	35	3	0	4	0	0	0	0
Suzuki,K	.200	50	10	5	0	0	13	12	65	96	0	0	16	1	2	1	1
Taylor,M	.000	5	0	0	0	0	0	0	6	9	0	0	5	0	0	0	0
Weeks,J	.188	85	16	3	2	0	17	17	118	159	13	0	13	2	3	1	1
ATHLETICS	.265	1228	325	66	10	42	456	377	1728	2394	186	29	325	6	34	25	

REVIEW

BATTING WITH THE BASES LOADED

PLAYER	AVG	AB	H	2B	3B	HR	TOT		SP		MOB	BB	IBB	SO	SH	SF	GIDP
							RBI	RBI	MISP	MISP							
Barton,D	.000	2	0	0	0	0	1	1	6	9	1	0	1	0	0	0	0
Carter,C	.500	2	1	0	0	0	4	4	8	12	1	0	0	0	1	0	0
Cespedes,Y	.375	8	3	1	0	0	10	9	20	30	1	0	2	0	1	0	0
Cowgill,C	1.000	1	1	0	0	0	2	2	2	3	0	0	0	0	0	0	0
Crisp,C	.429	7	3	0	1	0	8	7	14	21	0	0	2	0	0	0	0
Donaldson,J	.375	8	3	1	0	0	7	6	16	24	0	0	1	0	0	1	0
Drew,S	.600	5	3	0	0	0	4	4	10	15	0	0	2	0	0	0	0
Gomes,J	.250	4	1	0	0	1	7	5	14	21	1	0	2	0	1	0	0
Hicks,B	1.000	1	1	1	0	0	2	2	2	3	0	0	0	0	0	0	0
Inge,B	.333	12	4	1	0	2	12	8	26	39	1	0	3	0	0	1	1
Kaaihue,K	.000	4	0	0	0	0	0	0	8	12	0	0	0	0	0	0	0
Kottaras,G	.667	3	2	1	0	0	5	4	6	9	0	0	1	0	0	0	0
Moss,B	.154	13	2	0	0	0	3	3	26	39	0	0	5	0	0	1	1
Norris,D	.111	9	1	1	0	0	4	4	20	30	1	0	3	0	0	0	0
Pennington,C	.000	3	0	0	0	0	2	2	10	15	0	0	2	0	2	0	0
Reddick,J	.071	14	1	0	0	1	6	4	30	45	0	0	3	0	1	3	3
Rosales,A	.000	1	0	0	0	0	0	0	2	3	0	0	0	0	0	0	0
Smith,S	.556	9	5	3	0	0	13	11	20	30	0	0	1	0	1	0	0
Sogard,E	.000	2	0	0	0	0	0	0	4	6	0	0	1	0	0	0	0
Suzuki,K	.167	6	1	0	0	0	1	1	12	18	0	0	2	0	0	1	1
Taylor,M	.000	1	0	0	0	0	0	0	2	3	0	0	1	0	0	0	0
Weeks,J	.125	8	1	0	0	0	3	3	20	30	0	0	2	0	2	0	0
ATHLETICS	.268	123	33	9	1	4	94	80	278	417	6	0	34	0	9	7	

BATTING AND PITCHING BREAKDOWN

BATTING

Total	AVG	G	AB	R	H	HR	RBI
Before ASB	.225	86	2866	319	645	83	302
After ASB	.252	76	2661	394	670	112	374
Home	.235	81	2703	342	635	92	328
Away	.241	81	2824	371	680	103	348
Day	.233	57	1974	253	459	77	238
Night	.241	105	3553	460	856	118	438
vs. Left	.236	--	1844	--	436	62	218
vs. Right	.239	--	3683	--	879	133	458
March	.188	2	69	5	13	3	5
April	.211	22	738	68	156	17	64
May	.210	27	890	91	187	22	87
June	.250	28	935	133	234	34	125
July	.249	24	853	117	212	36	113
August	.258	28	971	146	251	39	143
September	.242	28	974	134	236	42	125
October	.268	3	97	19	26	2	14
Baltimore	.253	9	308	42	78	12	41
Boston	.299	9	311	60	93	14	58
Chicago	.218	6	216	22	47	6	22
Cleveland	.295	10	352	60	104	13	59
Detroit	.252	7	238	37	60	7	36
Kansas City	.171	9	281	20	48	4	17
Los Angeles	.195	19	622	60	121	19	54
Minnesota	.255	9	302	41	77	12	39
New York	.231	10	359	34	83	15	33
Seattle	.217	19	637	70	138	24	66
Tampa Bay	.197	9	325	29	64	9	28
Texas	.258	19	644	91	166	27	84
Toronto	.240	9	321	51	77	12	50
Arizona	.313	3	112	14	35	1	13
Colorado	.313	3	112	26	35	9	25
Los Angeles	.209	3	86	11	18	2	9
San Diego	.258	3	97	17	25	3	15
San Francisco	.225	6	204	28	46	6	27

PITCHING

Total	ERA	W	L	INN	H	R	ER	HR
Before ASB	3.40	43	43	773.1	686	316	292	67
After ASB	3.58	51	25	696.2	674	298	277	80
Home	3.05	50	31	763.2	652	282	259	66
Away	3.95	44	37	706.1	708	332	310	81
Day	3.82	30	27	526.0	493	240	223	59
Night	3.30	64	41	944.0	867	374	346	88
Starter	3.80	64	54	958.0	972	434	404	102
Reliever	2.90	30	14	512.0	388	180	165	45
March	1.80	1	1	20.0	12	4	4	2
April	3.57	10	12	199.0	188	88	79	18
May	3.91	11	16	241.2	233	110	105	25
June	3.32	15	13	243.2	203	99	90	19
July	3.14	19	5	229.0	210	83	80	23
August	3.38	18	10	255.2	237	102	96	27
September	3.79	17	11	254.0	255	119	107	31
October	2.67	3	0	27.0	22	9	8	2
Baltimore	5.17	5	4	78.1	89	46	45	11
Boston	2.70	8	1	80.0	62	26	24	7
Chicago	3.43	3	3	57.2	58	26	22	10
Cleveland	2.80	8	2	90.0	76	30	28	6
Detroit	5.46	3	4	61.0	73	40	37	7
Kansas City	2.29	4	5	78.2	70	22	20	4
Los Angeles	3.60	10	9	170.0	174	74	68	18
Minnesota	3.55	5	4	78.2	74	31	31	7
New York	3.69	5	5	97.2	103	43	40	16
Seattle	2.34	12	7	177.0	141	53	46	13
Tampa Bay	4.09	5	4	88.0	76	41	40	9
Texas	3.33	11	8	167.1	152	72	62	14
Toronto	3.38	5	4	88.0	81	34	33	11
Arizona	7.30	0	3	24.2	33	21	20	4
Colorado	5.00	3	0	27.0	29	15	15	6
Los Angeles	0.67	3	0	27.0	8	2	2	0
San Diego	2.67	2	1	27.0	14	8	8	1
San Francisco	4.85	2	4	52.0	47	30	28	3

A'S DISABLED LIST, 2012

PLAYER	INJURY	DATES	GAMES MISSED	A's RECORD
Anderson	Left UCL surgery	March 13-August 19	120	65-55
Barton	Right shoulder strain	March 24-April 8	4	1-3
Braden	Left shoulder surgery recovery	March 24-October 28	162	94-68
Carignan	Sprained right UCL	June 6-October 28	106	70-36
Céspedes	Strained muscle, left hand	May 7-31	22	7-15
Colón	Strained right oblique	June 18-July 2	14	8-6
Cowgill	Sprained left ankle	June 23-July 16	18	12-6
Crisp	Inner ear infection	May 3-20	16	8-8
Devine	Right UCL surgery	March 24-October 28	162	94-68
Griffin	Strained right shoulder	August 5-31	24	16-8
Inge	Strained right groin	May 13-27	14	4-10
Inge	Right shoulder sprain	August 12-31	18	13-5
Inge	Right shoulder strain	September 6-October 28	26	18-8
McCarthy	Right shoulder strain	May 18-June 1	13	2-11
McCarthy	Right shoulder strain	June 20-August 9	43	28-15
Norberto	Left shoulder strain	May 31-June 20	18	11-7
Norberto	Left shoulder tendinitis	August 18-October 14	44	31-13
Pennington	Left elbow tendinitis	July 20-August 6	17	10-7
Sizemore	Left ACL tear	March 3-October 28	162	94-68
Smith	Strained left hamstring	August 3-20	16	8-8
Sogard	Strained back	August 7-October 14	53	36-17

STARTING LINEUPS

STARTS IN THE BATTING ORDER

PLAYER	1	2	3	4	5	6	7	8	9
Allen	-	-	-	-	-	-	-	2	-
Barton	-	1	-	-	-	3	22	6	1
Carter	-	-	-	9	43	6	1	-	-
Céspedes	-	-	23	102	1	1	1	-	-
Cowgill	3	10	-	-	-	2	1	5	7
Crisp	81	24	2	-	-	-	2	2	-
Donaldson	-	2	-	-	5	35	22	9	1
Drew	8	15	-	-	-	2	7	7	-
Gomes	-	26	-	21	15	10	2	-	-
Hicks	-	1	-	-	-	-	-	12	5
Hughes	-	-	-	-	-	-	-	3	1
Inge	-	1	-	-	17	32	13	10	1
Ka'aihue	-	-	-	2	11	5	10	4	1
Koltaras	-	-	-	-	-	2	6	15	2
Moss	-	1	-	8	19	25	13	2	-
Norris	-	-	-	-	1	4	26	23	1
Pennington	3	25	-	-	-	3	4	11	70
Recker	-	-	-	-	-	-	-	7	3
Reddick	-	2	133	-	6	7	4	-	-
Rosales	-	-	-	-	-	-	2	12	17
Smith	-	19	4	20	39	11	5	3	-
Sogard	-	2	-	-	-	-	-	5	18
Suzuki	-	-	-	-	5	14	21	24	8
Taylor	-	2	-	-	-	-	-	-	3
Weeks	67	31	-	-	-	-	-	-	14

PLAYER TRANSACTIONS

- March 3 Yoanis Céspedes agrees to terms on a four-year contract; Scott Sizemore placed on the 60-day disabled list (torn left ACL)
- March 11 Sean Doolittle and Jermaine Mitchell optioned to Sacramento
- March 13 Brandon Hicks claimed off waivers from Atlanta; Brett Anderson placed on the 60-day disabled list (left ulnar collateral ligament surgery)
- March 15 Brandon Hicks optioned to Sacramento
- March 18 Chris Carter, Michael Taylor and Neil Wagner optioned to Sacramento
- March 19 Jarrod Parker and Derek Norris optioned to Sacramento
- March 20 Pedro Figueroa and Brad Peacock optioned to Sacramento
- March 28 Dallas Braden placed on the 15-day disabled list retroactive to March 24 (left shoulder surgery recovery); Joey Devine placed on the 15-day disabled list retroactive to March 24 (right biceps tendinitis)

OPENING DAY ROSTER

- Pitchers (10):** Grant Balfour, Jerry Blevins, Andrew Carignan, Bartolo Colón, Ryan Cook, Fautino De Los Santos, Brian Fuentes, Graham Godfrey, Brandon McCarthy, Jordan Norberto
- Catchers (2):** Anthony Recker, Kurt Suzuki
- Infielders (7):** Brandon Allen, Josh Donaldson, Kila Ka'aihue, Cliff Pennington, Adam Rosales, Eric Sogard, Jemile Weeks
- Outfielders (6):** Yoanis Céspedes, Collin Cowgill, Coco Crisp, Jonny Gomes, Josh Reddick, Seth Smith

- April 2 Adam Rosales optioned to Sacramento
- April 3 Daric Barton placed on the 15-day disabled list retroactive to March 24 (strained right shoulder)
- April 4 Tyson Ross optioned to Sacramento
- April 5 Daric Barton sent to Sacramento on a rehab assignment
- April 9 Daric Barton reinstated from the disabled list; Brandon Allen designated for assignment
- April 17 Tyson Ross and Neil Wagner recalled from Sacramento; Andrew Carignan and Collin Cowgill optioned to Sacramento
- April 19 Brandon Allen claimed off waivers by Tampa Bay
- April 20 Rich Thompson claimed off waivers from Los Angeles (AL); Neil Wagner optioned to Sacramento

Player Transactions, continued

April 21	Pedro Figueroa recalled from Sacramento; Graham Godfrey optioned to Sacramento	June 16	Tyson Ross and Eric Sogard recalled from Sacramento; Adam Rosales and Evan Scribner optioned to Sacramento; Kila Ka'aihue outrighted to Sacramento
April 22	Luke Hughes claimed off waivers from Minnesota; Dallas Braden transferred to the 60-day disabled list	June 17	Pedro Figueroa recalled from Sacramento; Tyson Ross optioned to Sacramento
April 23	Josh Donaldson optioned to Sacramento	June 19	Jordan Norberto sent to Sacramento on a rehab assignment
April 25	Jarrod Parker recalled from Sacramento; Jim Miller selected from Sacramento; Fautino De Los Santos optioned to Sacramento; Rich Thompson designated for assignment	June 21	Jordan Norberto reinstated from the disabled list; Derek Norris recalled from Sacramento; Pedro Figueroa and Josh Donaldson optioned to Sacramento
April 27	Rich Thompson outrighted to Sacramento	June 23	Tyson Ross and Brandon Hicks recalled from Sacramento; Bartolo Colón placed on the 15-day disabled list retroactive to June 18 (strained right oblique); Collin Cowgill placed on the 15-day disabled list (sprained left ankle)
April 30	Brandon Inge agrees to terms on a one-year contract; Luke Hughes designated for assignment	June 24	Evan Scribner recalled from Sacramento; A.J. Griffin selected from Sacramento; Brandon McCarthy placed on the 15-day disabled list retroactive to June 20 (strained right shoulder); Eric Sogard optioned to Sacramento; Danny Farquhar designated for assignment
May 2	Luke Hughes outrighted to Sacramento	June 26	Danny Farquhar claimed off waivers by the New York Yankees
May 4	Coco Crisp placed on the 15-day disabled list retroactive to May 3 (inner ear infection); Michael Taylor recalled from Sacramento	June 29	Chris Carter recalled from Sacramento; Tyson Ross optioned to Sacramento
May 11	Andrew Carignan and Collin Cowgill recalled from Sacramento; Jim Miller and Michael Taylor optioned to Sacramento	July 3	Bartolo Colón reinstated from the disabled list; Brian Fuentes designated for assignment
May 12	Yoenis Céspedes placed on the 15-day disabled list retroactive to May 7 (strained muscle in left hand); Josh Donaldson recalled from Sacramento	July 9	Collin Cowgill sent to Stockton on a rehab assignment
May 15	Travis Blackley claimed off waivers from San Francisco; Joey Devine transferred to the 60-day disabled list	July 11	Brian Fuentes released
May 16	Andrew Carignan optioned to Sacramento	July 12	Collin Cowgill transferred to Sacramento on rehab
May 17	Brandon Inge placed on the 15-day disabled list retroactive to May 13 (strained right groin); Adam Rosales recalled from Sacramento	July 13	Pedro Figueroa recalled from Sacramento; Jim Miller placed on paternity list
May 20	Brandon McCarthy placed on the 15-day disabled list retroactive to May 18 (strained right shoulder); Jim Miller recalled from Sacramento	July 16	Jim Miller reinstated from the paternity list; Pedro Figueroa optioned to Sacramento
May 21	Coco Crisp reinstated from the disabled list; Eric Sogard optioned to Sacramento	July 17	Collin Cowgill reinstated from the disabled list and optioned to Sacramento
May 22	Graham Godfrey recalled from Sacramento; Pedro Figueroa optioned to Sacramento	July 20	Cliff Pennington placed on the 15-day disabled list (left elbow tendinitis); Eric Sogard recalled from Sacramento
May 25	Brandon Inge sent to Sacramento on a rehab assignment	July 21	Brett Anderson sent to Stockton on a rehab assignment
May 27	Andrew Carignan recalled from Sacramento; Graham Godfrey optioned to Sacramento	July 26	Brett Anderson transferred to Sacramento on rehab
May 28	Brandon Inge reinstated from the disabled list; Anthony Recker optioned to Sacramento; Neil Wagner claimed off waivers by San Diego; Yoenis Céspedes sent to Sacramento on a rehab assignment	July 29	Acquired George Kottaras from the Milwaukee Brewers for Fautino De Los Santos
May 31	Tyson Ross optioned to Sacramento	July 30	Derek Norris optioned to Sacramento; Brandon McCarthy sent to Sacramento on a rehab assignment
June 1	Yoenis Céspedes reinstated from the disabled list	August 2	Adam Rosales recalled from Sacramento; Brandon Hicks optioned to Sacramento
June 2	Brandon McCarthy reinstated from disabled list; Daric Barton optioned to Sacramento	August 3	Kurt Suzuki traded to the Washington Nationals with cash for minor league catcher David Freitas; minor league pitcher Pat Neshek acquired from the Baltimore Orioles for cash considerations and selected from Sacramento; Dan Straily selected from Sacramento; Derek Norris and Michael Taylor recalled from Sacramento; Seth Smith placed on the 15-day disabled list (strained left hamstring); Jim Miller and Evan Scribner optioned to Sacramento; Cliff Pennington sent to Sacramento on a rehab assignment
June 4	Jordan Norberto placed on the 15-day disabled list retroactive to May 31 (strained left shoulder); Sean Doolittle recalled from Sacramento		
June 6	Brandon Moss and Evan Scribner selected from Sacramento; Andrew Carignan placed on the 15-day disabled list (sprained ulnar collateral ligament in right elbow); Kila Ka'aihue designated for assignment		
June 9	Danny Farquhar claimed off waivers from Toronto and optioned to Sacramento; Andrew Carignan transferred to the 60-day disabled list		

August 5	Pedro Figueroa and Evan Scribner recalled from Sacramento; A.J. Griffin placed on the 15-day disabled list (strained right shoulder); Michael Taylor optioned to Sacramento	Oct. 15	Jordan Norberto and Eric Sogard reinstated from the disabled list
August 7	Cliff Pennington reinstated from the disabled list; Pedro Figueroa optioned to Sacramento	Oct. 18	Jeremy Accardo cleared outright waivers and elected free agency
August 10	Brandon McCarthy reinstated from the disabled list; Eric Sogard placed on the 15-day disabled list retroactive to August 7 (strained back)	Oct. 20	Chris Young and cash considerations acquired from the Arizona Diamondbacks for Cliff Pennington and minor league infielder Yordy Cabrera
August 14	Brandon Inge placed on the 15-day disabled list retroactive to August 12 (sprained right shoulder); Josh Donaldson recalled from Sacramento	Oct. 29	Dallas Braden, Andrew Carignan, Joey Devine, Brandon Inge and Scott Sizemore reinstated from the disabled list; Bartolo Colón, Stephen Drew, Jonny Gomes, Brandon Inge and Brandon McCarthy elected free agency
August 20	Brett Anderson reinstated from the disabled list; Dan Straily optioned to Sacramento; Anthony Recker designated for assignment; Seth Smith and Eric Sogard sent to Sacramento on a rehab assignment; Stephen Drew acquired from the Arizona Diamondbacks for minor league infielder Sean Jamieson	Oct. 30	Dallas Braden and Joey Devine cleared outright waivers and elected free agency
August 21	Seth Smith reinstated from the disabled list; Jordan Norberto placed on the 15-day DL retroactive to August 18 (left shoulder tendinitis); Jemile Weeks optioned to Sacramento; Graham Godfrey designated for assignment	Nov. 3	Free agent Bartolo Colón agreed to terms on a one-year contract
August 22	Bartolo Colón placed on the restricted list; A.J. Griffin sent to Sacramento on a rehab assignment;	Nov. 16	Andy Parrino and Andrew Werner acquired from the San Diego Padres for Tyson Ross and minor leaguer A.J. Kirby-Jones
August 23	Tyson Ross recalled from Sacramento; Brandon Inge sent to Sacramento on a rehab assignment; Eric Sogard returned from rehab assignment	Nov. 20	Grant Green, Arnold Leon and Shane Peterson selected from Sacramento; Michael Ynoa selected from Vermont; Andrew Carignan outrighted to Sacramento; Brandon Hicks and Jim Miller designated for assignment
August 24	Jim Miller recalled from Sacramento; Tyson Ross optioned to Sacramento; Jesse Chavez acquired from the Toronto Blue Jays for cash considerations	Nov. 26	Brandon Hicks traded to the New York Mets for cash considerations
August 26	Jesse Chavez optioned to Sacramento	Nov. 28	Sandy Rosario acquired from the Boston Red Sox for cash or a player to be named later; Jermaine Mitchell designated for assignment
August 27	Anthony Recker traded to the Chicago Cubs for minor leaguer Blake Lalli	Nov. 30	Jim Miller claimed off waivers by the New York Yankees; Chris Resop acquired from the Pittsburgh Pirates for minor leaguer Zach Thornton; Sandy Rosario designated for assignment; Jermaine Mitchell contract non-tender
August 29	Graham Godfrey outrighted to Sacramento	Dec. 7	Minor leaguer Graham Godfrey sent to Boston as the PTBNL in the Nov. 28 trade in which the A's acquired Sandy Rosario
August 31	Pedro Figueroa recalled from Sacramento; Jim Miller optioned to Stockton	Dec. 10	Sandy Rosario claimed off waivers by the Boston Red Sox
Sept. 1	A.J. Griffin and Brandon Inge reinstated from the disabled list; Collin Cowgill and Brandon Hicks recalled from Sacramento	Dec. 18	Free agent Hiroyuki Nakajima agrees to terms on a two-year contract with a club option for 2015; Collin Cowgill traded to the New York Mets for minor league infielder Jefry Marte
Sept. 3	Tyson Ross recalled from Sacramento	Jan. 16	Acquired C John Jaso from the Seattle Mariners in a three-team trade in which the A's sent minor league pitchers A.J. Cole and Blake Treinan and a PTBNL to the Washington Nationals and Washington sent OF Michael Morse to Seattle
Sept. 4	Jim Miller recalled from Stockton	Jan. 25	George Kottaras claimed off waivers by the Kansas City Royals
Sept. 6	Brandon Inge placed on the 15-day disabled list (strained right shoulder)		
Sept. 7	Dan Straily recalled from Sacramento		
Sept. 10	Daric Barton, Jesse Chavez and Jemile Weeks recalled from Sacramento		
Sept. 23	Jeremy Accardo selected from Triple-A Sacramento; Brandon Inge transferred to the 60-day disabled list		

A'S PLAYERS WHO HAVE PITCHED

PLAYER	DATE	OPPONENT	SCORE	DEC	IP	H	R	ER	BB	SO
Frank Menechino	July 18, 2000	at Colorado	3-18	-	1.0	6	4	4	0	0
Kevin Seitzer	May 2, 1993	at Cleveland	2-10	-	0.1	0	0	0	0	1
Vance Law	October 2, 1991	at Kansas City	5-16	-	0.2	1	0	0	1	0
Mark Wagner	August 20, 1984	at Detroit	1-14	-	1.2	2	0	0	1	1
Garry Hancock	June 25, 1984	at Kansas City	0-16	-	1.1	0	0	0	0	0
Wayne Gross	May 18, 1983	at Minnesota	5-16	-	2.1	2	0	0	1	0
Jeff Newman	September 14, 1977	at Kansas City #2	0-6	-	1.0	1	0	0	0	0

STATS AT THE ALL-STAR BREAK

PLAYER	AVG	G	AB	R	H	TB	2B	3B	HR	RBI	SH	SF	HP	BB	IBB	SO	SB	CS	GI			E	SLG	OBP
																			DP	DP	DP			
Allen,B	.000	3	7	0	0	0	0	0	0	0	0	0	0	0	0	5	0	0	0	0	0	.000	.000	
Barton,D	.198	37	106	7	21	30	6	0	1	4	0	0	1	19	0	30	1	0	1	0	1	0	.283	.325
+Carter,C	.353	6	17	6	6	16	1	0	3	5	0	0	0	1	0	5	0	0	0	0	2	.941	.389	
+Cespedes,Y	.263	54	198	19	52	92	11	1	9	36	0	1	3	16	1	48	6	2	5	1	4	.465	.326	
+Cowgill,C	.271	32	96	9	26	30	1	0	1	9	0	1	0	11	0	24	3	4	3	0	3	.313	.343	
Crisp,C	.236	60	220	23	52	70	5	2	3	18	6	1	0	20	0	28	16	2	5	3	3	.318	.299	
+Donaldson,	.153	28	98	5	15	23	5	0	1	7	0	1	0	1	0	26	1	0	1	6	2	.235	.160	
Gomes,J	.231	55	147	23	34	64	6	0	8	21	0	1	3	25	2	57	2	1	0	1	4	.435	.352	
Hicks,B	.160	9	25	1	4	7	3	0	0	2	0	0	0	2	0	8	0	0	1	1	1	.280	.222	
Hughes,L	.077	4	13	0	1	1	0	0	0	0	0	0	0	0	0	6	0	0	0	3	0	.077	.077	
Inge,B	.214	47	173	15	37	63	8	0	6	36	0	3	1	18	1	50	0	0	7	5	3	.364	.287	
Kaaihue,K	.234	39	128	13	30	51	9	0	4	14	0	0	1	10	0	28	1	0	6	2	3	.398	.295	
Moss,B	.253	26	87	15	22	56	4	0	10	18	0	0	1	7	0	30	0	0	1	5	6	.644	.316	
+Norris,D	.244	11	41	5	10	16	0	0	2	6	0	0	0	4	1	12	2	0	3	1	3	.390	.311	
Pennington	.206	78	272	30	56	80	13	1	3	16	5	1	1	23	0	57	11	3	1	7	7	.294	.269	
+Recker,A	.129	13	31	3	4	5	1	0	0	0	1	0	1	4	0	13	0	0	0	0	0	.161	.250	
Reddick,J	.268	83	314	52	84	167	15	4	20	43	1	2	2	38	6	77	8	0	11	2	5	.532	.348	
Rosales,A	.167	13	24	2	4	4	0	0	0	3	0	0	0	9	1	3	0	0	2	0	1	.167	.394	
Smith,S	.249	76	221	33	55	94	13	1	8	27	0	2	5	36	3	53	2	2	2	0	4	.425	.364	
Sogard,E	.145	22	69	6	10	17	1	0	2	6	1	0	0	4	0	12	1	0	0	2	2	.246	.192	
Suzuki,K	.211	67	232	16	49	60	11	0	0	16	0	2	3	9	0	46	1	0	3	2	2	.259	.248	
+Taylor,M	.188	4	16	2	3	4	1	0	0	0	0	0	0	0	0	7	0	0	0	0	0	.250	.188	
Weeks,J	.222	79	311	33	69	96	11	5	2	13	3	1	3	38	0	46	12	5	5	9	3	.309	.312	
PITCHERS	.050	86	20	1	1	1	0	0	0	2	1	0	0	0	0	12	0	0	0	5	0	.050	.050	
OAKLAND	.225	86	2866	319	645	1047	125	14	83	302	18	16	25	295	15	683	67	19	57	57	.365	.301		
OPPONENT	.239	86	2866	316	685	1052	148	9	67	305	22	23	21	275	19	555	53	33	68	41	.367	.308		

PITCHER	W	L	ERA	G	GS	CG	GFSHO	SV	IP	H	R	ER	HR	HB	BB	IBB	SO	WP	BK	AVG	OPP	
																					AVG	OBP
Balfour,G	2	2	3.14	42	0	0	13	0	7	43.0	27	15	15	3	0	18	2	32	1	0	.180	
Blackley,	2	2	2.63	11	7	0	2	0	0	51.1	41	17	15	1	0	9	0	32	1	1	.223	
Blevins,J	2	0	2.57	32	0	0	10	0	0	35.0	26	12	10	4	2	13	3	30	1	0	.218	
+Carignan,	1	1	4.66	11	0	0	5	0	0	9.2	8	5	5	0	0	10	0	8	1	0	.242	
Colon,B	6	7	3.80	17	17	0	0	0	0	104.1	113	46	44	13	1	17	1	63	0	0	.274	
+Cook,R	2	2	1.41	38	0	0	13	0	8	38.1	13	6	6	0	2	21	3	39	4	0	.105	
De Los Santos	0	0	3.00	6	0	0	2	0	0	3.0	7	2	1	0	0	3	0	3	1	0	.412	
+Doolittle	1	0	2.45	11	0	0	4	0	0	14.2	12	4	4	0	0	3	0	24	0	0	.226	
+Figueroa,	0	0	1.50	9	0	0	3	0	0	12.0	7	2	2	1	0	9	0	5	1	0	.189	
Fuentes,B	2	2	6.84	26	0	0	12	0	5	25.0	30	19	19	5	1	10	0	18	2	0	.291	
+Godfrey,G	0	4	6.43	5	4	0	1	0	0	21.0	26	18	15	4	3	10	0	10	0	0	.317	
+Griffin,A	0	0	1.50	3	3	0	0	0	0	18.0	8	4	3	2	0	5	0	11	0	0	.127	
McCarthy,	6	3	2.54	12	12	0	0	0	0	78.0	75	25	22	5	2	19	1	52	0	0	.252	
+Miller,J	2	1	1.78	19	0	0	10	0	0	25.1	20	5	5	2	1	15	2	22	0	0	.217	
+Milone,T	8	6	3.57	17	17	1	0	0	0	108.1	103	50	43	15	2	25	1	72	0	0	.249	
Norberto,	2	1	3.03	27	0	0	7	0	1	32.2	21	12	11	1	0	16	2	26	0	1	.188	
+Parker,J	5	4	2.86	14	14	0	0	0	0	85.0	65	28	27	4	2	41	3	67	4	0	.216	
Ross,T	2	8	6.35	12	12	0	0	0	0	62.1	79	46	44	7	5	30	1	35	2	1	.317	
+Scribner,	0	0	0.00	4	0	0	2	0	1	5.2	3	0	0	0	0	1	0	6	0	0	.158	
Thompson,	0	1	12.00	3	0	0	3	0	0	3.0	6	4	4	1	0	1	0	3	0	0	.400	
OAKLAND	43	43	3.38	86	86	1	85	8	22	773.1	685	316	290	67	21	275	19	555	18	3	.239	
OPPONENTS	43	43	3.53	86	86	3	83	11	25	773.0	645	319	303	83	25	295	15	683	28	1	.225	

STATS AFTER THE ALL-STAR BREAK

PLAYER	AVG	G	AB	R	H	TB	2B	3B	HR	RBI	SH	SF	HP	BB	IBB	SO	CS	SB	CS	DP	GI		
																					E	SLG	OBP
Barton,D	.286	9	7	1	2	3	1	0	0	2	0	0	0	3	0	2	0	0	0	0	0	.429	.500
+Carter,C	.229	61	201	32	46	96	11	0	13	34	0	3	0	38	1	78	0	0	4	4	4	.478	.347
+Cespedes,Y	.311	75	289	51	90	154	14	4	14	46	0	2	4	27	4	54	10	2	4	2	5	.533	.376
+Cowgill,C	.250	6	8	1	2	3	1	0	0	0	0	0	0	0	0	3	0	0	0	0	0	.375	.250
Crisp,C	.281	60	235	45	66	120	20	5	8	28	0	1	0	25	0	36	23	2	4	1	5	.511	.349
+Donaldson,	.290	47	176	29	51	86	11	0	8	26	0	0	5	13	0	35	3	1	5	7	4	.489	.356
Drew,S	.250	39	152	21	38	58	5	0	5	16	0	2	0	18	1	41	1	1	1	1	5	.382	.326
Gomes,J	.295	44	132	23	39	73	4	0	10	26	1	0	5	19	0	47	1	0	2	1	5	.553	.404
Hicks,B	.179	13	39	7	7	18	2	0	3	5	0	0	0	4	0	23	1	0	0	0	2	.462	.256
Inge,B	.245	27	110	16	27	47	5	0	5	16	0	0	0	6	0	35	0	1	1	2	4	.427	.284
Kottaras,G	.212	27	85	10	18	40	2	1	6	19	0	0	0	8	0	24	0	0	2	4	4	.471	.280
Moss,B	.309	58	178	33	55	102	14	0	11	34	0	2	2	19	2	60	1	1	4	4	4	.573	.378
+Norris,D	.190	49	168	14	32	57	8	1	5	28	0	1	1	17	0	54	3	1	3	4	3	.339	.267
Pennington	.233	47	146	20	34	50	5	1	3	12	0	1	1	12	0	33	4	2	0	4	4	.342	.294
Reddick,J	.215	73	297	33	64	116	14	1	12	42	0	2	0	17	2	74	3	1	4	4	4	.391	.256
Rosales,A	.240	29	75	10	18	29	5	0	2	5	0	1	0	2	0	21	0	0	2	0	2	.387	.256
Smith,S	.228	49	162	22	37	67	10	1	6	25	0	1	0	14	4	45	0	0	2	2	4	.414	.288
Sogard,E	.212	15	33	2	7	11	2	1	0	1	0	0	0	1	0	5	1	0	1	0	3	.333	.235
Suzuki,K	.267	8	30	3	8	15	4	0	1	2	2	0	0	0	0	7	0	0	0	0	0	.500	.267
+Taylor,M	.000	2	5	0	0	0	0	0	0	0	0	0	0	0	0	3	0	0	1	0	0	.000	.000
Weeks,J	.218	39	133	21	29	39	4	3	0	7	6	2	2	12	0	24	4	0	0	3	2	.293	.289
PITCHERS	.000	76	0	0	0	0	0	0	0	0	0	0	0	0	0	0	0	0	0	0	7	.000	.000
OAKLAND	.252	76	2661	394	670	1184	142	18	112	374	9	18	20	255	14	704	55	12	40	56	.445	.320	
OPPONENT	.252	76	2674	298	674	1038	116	4	80	282	14	24	25	187	15	581	46	12	44	46	.388	.304	

PITCHER	W	L	ERA	G	GS	CG	GFSHO	SV	IP	H	R	ER	HR	HB	BB	IBB	SO	WP	BK	AVG	
Accardo,J	0	0	9.00	1	0	0	0	0	2.0	4	2	2	0	0	0	0	1	0	0	.444	
Anderson,	4	2	2.57	6	6	0	0	0	35.0	29	11	10	1	1	7	1	25	1	0	.225	
Balfour,G	1	0	1.71	33	0	0	21	0	17	31.2	14	6	6	1	1	10	40	1	0	.131	
+Blackley,	4	2	5.08	13	8	0	3	0	51.1	50	30	29	9	3	21	1	37	5	2	.253	
Blevins,J	3	1	2.37	31	0	0	7	0	1	30.1	19	8	8	3	3	12	2	24	1	0	.181
Chavez,J	0	0	18.90	4	0	0	1	0	3.1	9	7	7	1	1	1	0	3	1	0	.474	
Colon,B	4	2	2.63	7	7	0	0	0	48.0	48	16	14	4	0	6	2	28	0	0	.250	
+Cook,R	4	0	2.83	33	0	0	10	0	6	35.0	29	12	11	4	2	6	1	41	0	0	.225
+Doolittle	1	1	3.31	33	0	0	3	0	1	32.2	28	14	12	3	0	8	1	36	0	0	.228
+Figueroa,	0	0	5.59	10	0	0	3	0	9.2	9	7	6	1	0	6	1	9	1	0	.243	
+Griffin,A	7	1	3.36	12	12	0	0	0	64.1	65	25	24	8	1	14	0	53	0	0	.259	
McCarthy,	2	3	4.91	6	6	0	0	0	33.0	40	19	18	5	4	5	1	21	0	0	.303	
+Miller,J	0	0	3.47	14	0	0	8	0	0	23.1	19	10	9	4	2	12	0	22	1	0	.216
+Milone,T	5	4	3.97	14	14	0	0	0	81.2	104	40	36	9	2	11	1	65	2	0	.314	
Neshek,P	2	1	1.37	24	0	0	5	0	0	19.2	10	3	3	3	1	6	1	16	1	0	.147
Norberto,	2	0	2.33	12	0	0	1	0	0	19.1	16	5	5	4	1	6	0	20	1	0	.219
+Parker,J	8	4	3.92	15	15	0	0	0	96.1	101	43	42	7	1	22	0	73	6	0	.274	
Ross,T	0	3	7.36	6	1	0	3	0	0	11.0	17	10	9	0	7	2	11	0	0	.378	
+Scribner,	2	0	3.03	26	0	0	11	0	0	29.2	27	11	10	2	0	11	0	24	1	0	.231
+Straily,D	2	1	3.89	7	7	0	0	0	0	39.1	36	19	17	11	2	16	1	32	0	0	.237
OAKLAND	51	25	3.58	76	76	0	76	5	25	696.2	674	298	277	80	25	187	15	581	22	2	.252
OPPONENTS	25	51	4.81	76	76	3	73	5	6	685.1	670	394	366	112	20	255	14	704	29	2	.252

REVIEW

APRIL STATISTICS

PLAYER	AVG	G	AB	R	H	TB	2B	3B	HR	RBI	SH	SF	HP	BB	IBB	SO	SB	CS	GI				E	SLG	OBP
																			DP	DP	DP	DP			
Allen,B	.000	3	7	0	0	0	0	0	0	0	0	0	0	0	0	5	0	0	0	0	0	.000	.000		
Barton,D	.184	18	49	3	9	16	4	0	1	1	0	0	0	7	0	11	0	0	1	0	0	.327	.286		
+Cespedes,Y	.250	23	84	8	21	40	4	0	5	19	0	1	3	8	0	24	4	2	3	0	0	.476	.333		
+Cowgill,C	.000	3	4	0	0	0	0	0	0	0	0	0	3	0	1	0	1	0	0	0	0	.000	.429		
Crisp,C	.206	17	63	5	13	14	1	0	0	5	0	0	6	0	9	4	0	1	1	1	.222	.275			
+Donaldson,	.094	9	32	0	3	3	0	0	0	1	0	0	0	0	13	1	0	0	0	3	.094	.094			
Gomes,J	.216	13	37	6	8	20	0	0	4	7	0	0	1	7	0	16	1	0	0	0	.541	.356			
Hughes,L	.130	8	23	0	3	3	0	0	0	2	0	1	0	0	10	1	0	0	0	3	.130	.125			
OAK	.077	4	13	0	1	1	0	0	0	0	0	0	0	0	6	0	0	0	0	3	.077	.077			
Inge,B	.130	10	23	2	3	7	1	0	1	2	0	0	1	0	6	0	0	0	0	0	.304	.167			
OAK	.333	1	3	0	1	1	0	0	0	0	0	0	1	0	0	0	0	0	0	0	.333	.500			
Kaaihue,K	.289	15	45	4	13	15	2	0	0	2	0	0	1	2	0	4	0	0	1	0	.333	.333			
Pennington	.200	23	85	6	17	22	5	0	0	3	0	0	1	4	0	12	3	1	0	2	.259	.244			
+Recker,A	.273	6	11	2	3	4	1	0	0	0	0	1	2	0	3	0	0	0	0	0	.364	.429			
Reddick,J	.277	23	94	12	26	45	7	0	4	9	0	0	1	2	0	14	2	0	3	0	.479	.299			
Rosales,A	.000	1	0	0	0	0	0	0	0	0	0	0	0	0	0	0	0	0	0	0	.000	.000			
Smith,S	.197	23	61	8	12	18	0	0	2	5	0	1	2	13	1	15	1	1	0	0	.295	.351			
Sogard,E	.152	13	46	5	7	14	1	0	2	6	1	0	0	4	0	8	1	0	0	2	.304	.220			
Suzuki,K	.228	22	79	4	18	24	6	0	0	8	0	1	0	1	0	13	0	0	1	1	.304	.235			
Weeks,J	.181	23	94	10	17	29	4	1	2	3	0	0	0	10	0	14	4	2	1	4	.309	.260			
Balfour,G	.000	13	0	0	0	0	0	0	0	0	0	0	0	0	0	0	0	0	0	0	.000	.000			
Blevins,J	.000	8	0	0	0	0	0	0	0	0	0	0	0	0	0	0	0	0	0	0	.000	.000			
+Carignan,A	.000	5	0	0	0	0	0	0	0	0	0	0	0	0	0	0	0	0	0	0	.000	.000			
Colon,B	.000	6	0	0	0	0	0	0	0	0	0	0	0	0	0	0	0	0	0	1	.000	.000			
+Cook,R	.000	9	0	0	0	0	0	0	0	0	0	0	0	0	0	0	0	0	0	0	.000	.000			
De Los Santos	.000	6	0	0	0	0	0	0	0	0	0	0	0	0	0	0	0	0	0	0	.000	.000			
+Figueroa,P	.000	3	0	0	0	0	0	0	0	0	0	0	0	0	0	0	0	0	0	0	.000	.000			
Fuentes,B	.000	9	0	0	0	0	0	0	0	0	0	0	0	0	0	0	0	0	0	0	.000	.000			
+Godfrey,G	.000	3	0	0	0	0	0	0	0	0	0	0	0	0	0	0	0	0	0	0	.000	.000			
McCarthy,B	.000	6	0	0	0	0	0	0	0	0	0	0	0	0	0	0	0	0	0	0	.000	.000			
+Miller,J	.000	3	0	0	0	0	0	0	0	0	0	0	0	0	0	0	0	0	0	0	.000	.000			
+Milone,T	.000	5	0	0	0	0	0	0	0	0	0	0	0	0	0	0	0	0	0	0	.000	.000			
Norberto,J	.000	8	0	0	0	0	0	0	0	0	0	0	0	0	0	0	0	0	0	1	.000	.000			
+Parker,J	.000	1	0	0	0	0	0	0	0	0	0	0	0	0	0	0	0	0	0	0	.000	.000			
Ross,T	.000	3	0	0	0	0	0	0	0	0	0	0	0	0	0	0	0	0	0	0	.000	.000			
Thompson,R	.000	3	0	0	0	0	0	0	0	0	0	0	0	0	0	0	0	0	0	0	.000	.000			
OAK	.000	1	0	0	0	0	0	0	0	0	0	0	0	0	0	0	0	0	0	0	.000	.000			
PITCHERS	.000	24	0	0	0	0	0	0	0	0	0	0	0	0	0	0	0	0	0	2	.000	.000			
OAKLAND	.209	24	807	73	169	266	35	1	20	69	1	3	10	70	1	168	21	7	11	18	.330	.280			
OPPONENT	.245	24	815	92	200	316	50	3	20	88	5	6	4	69	6	135	9	11	22	13	.388	.305			

PITCHER	W	L	ERA	G	GS	CG	GFSHO	SV	IP	H	R	ER	HR	HB	BB	IBB	SO	WP	BK	AVG	
																					Balfour,G
Blevins,J	0	0	1.93	8	0	0	2	0	0	9.1	9	4	2	2	0	3	1	6	0	0	.290
+Carignan,	1	1	6.23	5	0	0	3	0	0	4.1	4	3	3	0	0	5	0	3	1	0	.267
Colon,B	3	2	2.53	6	6	0	0	0	0	42.2	34	12	12	3	0	6	0	26	0	0	.214
+Cook,R	0	0	0.00	9	0	0	0	0	0	10.0	1	0	0	0	5	0	8	2	0	0	.034
De Los Santos	0	0	3.00	6	0	0	2	0	0	3.0	7	2	1	0	0	3	0	3	1	0	.412
+Figueroa,	0	0	0.00	3	0	0	1	0	0	3.0	2	0	0	0	0	3	0	1	0	0	.222
Fuentes,B	1	0	4.15	9	0	0	1	0	0	8.2	9	4	4	1	0	1	0	8	1	0	.250
+Godfrey,G	0	3	5.06	3	3	0	0	0	0	16.0	15	11	9	2	2	7	0	7	0	0	.250
McCarthy,	1	3	3.23	6	6	0	0	0	0	39.0	45	17	14	3	1	10	1	22	0	0	.292
+Miller,J	1	0	2.08	3	0	0	3	0	0	4.1	3	1	1	1	0	2	1	3	0	0	.200
+Milone,T	3	2	3.69	5	5	0	0	0	0	31.2	25	14	13	4	1	7	0	18	0	0	.216
Norberto,	0	0	5.23	8	0	0	1	0	0	10.1	9	6	6	1	0	6	2	7	0	0	.243
+Parker,J	0	0	1.42	1	1	0	0	0	0	6.1	7	1	1	0	0	1	0	5	0	0	.304
Ross,T	1	1	6.48	3	3	0	0	0	0	16.2	22	12	12	0	0	6	0	8	1	0	.333
Thompson,	0	1	12.00	3	0	0	3	0	0	3.0	6	4	4	1	0	1	0	3	0	0	.400
OAKLAND	11	13	3.41	24	24	0	24	4	6	219.0	200	92	83	20	4	69	6	135	6	0	.245
OPPONENTS	13	11	2.79	24	24	1	23	4	6	219.0	169	73	68	20	10	70	1	168	3	1	.209

MAY STATISTICS

PLAYER	AVG	G	AB	R	H	TB	2B	3B	HR	RBI	SH	SF	HP	BB	IBB	SO	CS	SB	DP	GI		
																				E	SLG	OBP
Barton,D	.211	19	57	4	12	14	2	0	0	3	0	0	1	12	0	19	1	0	0	0	.246	.357
+Cespedes,Y	.227	5	22	2	5	6	1	0	0	2	0	0	0	1	0	5	0	0	0	0	.273	.261
+Cowgill,C	.265	16	49	2	13	14	1	0	0	3	0	0	0	4	0	12	2	2	3	0	.286	.321
Crisp,C	.132	10	38	1	5	6	1	0	0	1	2	0	0	1	0	4	3	0	3	0	.158	.154
+Donaldson,	.170	15	53	4	9	17	5	0	1	6	0	1	0	0	0	8	0	0	1	2	.321	.167
Gomes,J	.222	22	63	9	14	20	3	0	1	7	0	0	1	14	2	25	1	0	0	0	.317	.372
Inge,B	.208	12	48	5	10	24	2	0	4	17	0	1	1	5	1	14	0	0	5	1	.500	.291
Kaaihue,K	.203	19	64	7	13	28	6	0	3	9	0	0	0	6	0	20	1	0	4	1	.438	.271
Pennington	.200	25	90	12	18	26	3	1	1	5	2	0	0	9	0	22	4	1	0	3	.289	.273
+Recker,A	.050	7	20	1	1	1	0	0	0	0	1	0	0	2	0	10	0	0	0	0	.050	.136
Reddick,J	.255	26	98	20	25	60	1	2	10	18	1	1	0	17	3	26	3	0	2	2	.612	.362
Rosales,A	.200	5	10	0	2	2	0	0	0	0	0	0	0	5	0	1	0	0	1	0	.200	.467
Smith,S	.257	23	70	10	18	28	4	0	2	7	0	0	1	10	1	18	0	0	0	0	.400	.358
Sogard,E	.100	8	20	0	2	2	0	0	0	0	0	0	0	0	0	4	0	0	0	0	.100	.100
Suzuki,K	.187	22	75	3	14	16	2	0	0	7	0	1	2	5	0	16	1	0	2	1	.213	.253
+Taylor,M	.188	4	16	2	3	4	1	0	0	0	0	0	0	0	0	7	0	0	0	0	.250	.188
Weeks,J	.250	23	92	9	23	29	2	2	0	2	1	0	2	10	0	16	6	2	0	1	.315	.337
Balfour,G	.000	13	0	0	0	0	0	0	0	0	0	0	0	0	0	0	0	0	0	0	.000	.000
Blackley,T	.000	4	0	0	0	0	0	0	0	0	0	0	0	0	0	0	0	0	0	0	1.000	.000
Blevins,J	.000	10	0	0	0	0	0	0	0	0	0	0	0	0	0	0	0	0	0	0	.000	.000
+Carignan,A	.000	3	0	0	0	0	0	0	0	0	0	0	0	0	0	0	0	0	0	0	.000	.000
Colon,B	.000	5	2	0	0	0	0	0	0	0	0	0	0	0	1	0	0	0	0	0	.000	.000
+Cook,R	.000	13	0	0	0	0	0	0	0	0	0	0	0	0	0	0	0	0	0	0	.000	.000
+Figuroa,P	.000	5	0	0	0	0	0	0	0	0	0	0	0	0	0	0	0	0	0	0	.000	.000
Fuentes,B	.000	11	0	0	0	0	0	0	0	0	0	0	0	0	0	0	0	0	0	0	.000	.000
+Godfrey,G	.000	2	0	0	0	0	0	0	0	0	0	0	0	0	0	0	0	0	0	0	.000	.000
McCarthy,B	.000	3	0	0	0	0	0	0	0	0	0	0	0	0	0	0	0	0	0	0	.000	.000
+Miller,J	.000	6	0	0	0	0	0	0	0	0	0	0	0	0	0	0	0	0	0	0	.000	.000
+Milone,T	.000	5	0	0	0	0	0	0	0	0	0	0	0	0	0	0	0	0	0	0	.000	.000
Norberto,J	.000	13	0	0	0	0	0	0	0	0	0	0	0	0	0	0	0	0	0	0	.000	.000
+Parker,J	.000	6	1	0	0	0	0	0	0	0	0	0	0	0	0	1	0	0	0	1	.000	.000
Ross,T	.000	6	2	0	0	0	0	0	0	0	0	0	0	0	1	0	0	0	0	0	.000	.000
PITCHERS	.000	27	5	0	0	0	0	0	0	0	0	0	0	0	0	3	0	0	0	2	.000	.000
OAKLAND	.210	27	890	91	187	297	34	5	22	87	7	4	8	101	7	230	22	5	21	13	.334	.295
OPPONENT	.254	27	917	110	233	363	53	1	25	109	6	13	10	100	7	169	21	4	20	11	.396	.330
PITCHER	W	L	ERA	G	GS	CG	GFSHO	SV	IP	H	R	ER	HR	HB	BB	IBB	SO	WP	BK	OPP		
																				AVG		
Balfour,G	1	0	3.65	13	0	0	3	0	1	12.1	11	5	5	0	0	7	1	9	1	0	.244	
Blackley,	0	0	0.82	4	1	0	2	0	0	11.0	7	2	1	1	0	1	0	7	0	0	.175	
Blevins,J	0	0	1.98	10	0	0	2	0	0	13.2	6	3	3	1	0	7	1	16	1	0	.136	
+Carignan,	0	0	6.00	3	0	0	1	0	0	3.0	2	2	2	0	0	3	0	3	0	0	.200	
Colon,B	1	3	7.92	5	5	0	0	0	0	25.0	44	23	22	7	1	4	0	15	0	0	.386	
+Cook,R	1	1	1.29	13	0	0	2	0	0	14.0	5	2	2	0	0	9	3	13	1	0	.109	
+Figuroa,	0	0	3.00	5	0	0	2	0	0	6.0	4	2	2	1	0	6	0	2	1	0	.222	
Fuentes,B	1	1	4.09	11	0	0	7	0	4	11.0	9	5	5	1	1	3	0	7	1	0	.225	
+Godfrey,G	0	1	10.80	2	1	0	1	0	0	5.0	11	7	6	2	1	3	0	3	0	0	.500	
McCarthy,	2	0	2.37	3	3	0	0	0	0	19.0	17	5	5	2	1	6	0	18	0	0	.227	
+Miller,J	0	0	0.96	6	0	0	4	0	0	9.1	7	1	1	0	1	1	0	9	0	0	.200	
+Milone,T	3	2	3.58	5	5	0	0	0	0	32.2	32	14	13	3	1	9	0	17	0	0	.256	
Norberto,	0	1	3.00	13	0	0	3	0	1	15.0	7	5	5	0	0	6	0	11	0	0	.140	
+Parker,J	1	2	3.15	6	6	0	0	0	0	34.1	27	12	12	1	1	20	1	24	2	0	.214	
Ross,T	1	5	6.53	6	6	0	0	0	0	30.1	44	22	22	6	3	15	1	15	0	1	.346	
OAKLAND	11	16	3.91	27	27	0	27	1	6	241.2	233	110	105	25	10	100	7	169	7	1	.254	
OPPONENTS	16	11	3.30	27	27	0	27	5	9	245.1	187	91	90	22	8	101	7	230	12	0	.210	

REVIEW

JUNE STATISTICS

PLAYER	AVG	G	AB	R	H	TB	2B	3B	HR	RBI	SH	SF	HP	BB	IBB	SO	SB	CS	DP	GI			E	SLG	OBP
																				E	SLG	OBP			
+Carter,C	.429	2	7	4	3	10	1	0	2	2	0	0	0	1	0	1	0	0	0	0	1	.429	.500		
+Cespedes,Y	.343	19	67	9	23	42	5	1	4	14	0	0	5	1	13	0	0	2	1	1	1	.627	.389		
+Cowgill,C	.302	13	43	7	13	16	0	0	1	6	0	1	0	4	0	11	1	1	0	0	0	.372	.354		
Crisp,C	.264	26	91	14	24	35	3	1	2	10	3	0	0	11	0	14	9	1	1	1	1	.385	.343		
+Donaldson,	.231	4	13	1	3	3	0	0	0	0	0	0	0	1	0	5	0	0	0	0	1	.231	.286		
Gomes,J	.289	17	38	8	11	23	3	0	3	7	0	1	1	3	0	11	0	1	0	1	0	.605	.349		
Hicks,B	.158	6	19	0	3	5	2	0	0	2	0	0	0	1	0	7	0	0	0	0	1	.263	.200		
Inge,B	.227	27	97	9	22	33	5	0	2	17	0	1	0	11	0	28	0	0	2	3	3	.340	.303		
Kaaihue,K	.211	5	19	2	4	8	1	0	1	3	0	0	0	2	0	4	0	0	1	1	1	.421	.286		
Moss,B	.224	20	67	11	15	39	3	0	7	12	0	0	0	7	0	25	0	0	1	4	4	.582	.297		
+Norris,D	.348	6	23	3	8	14	0	0	2	5	0	0	1	0	5	0	0	3	0	3	0	.609	.375		
Pennington	.220	24	82	11	18	29	5	0	2	8	2	1	0	8	0	19	4	0	0	2	2	.354	.286		
Reddick,J	.250	27	96	17	24	44	4	2	4	12	0	0	1	15	1	34	3	0	5	0	5	.458	.357		
Rosales,A	.143	7	14	2	2	2	0	0	0	3	0	0	0	4	1	2	0	0	1	0	1	.143	.333		
Smith,S	.296	24	71	12	21	42	7	1	4	15	0	1	2	11	1	15	1	0	2	0	2	.592	.400		
Sogard,E	.333	1	3	1	1	1	0	0	0	0	0	0	0	0	0	0	0	0	0	0	0	.333	.333		
Suzuki,K	.208	21	72	9	15	18	3	0	0	1	0	0	1	3	0	16	0	0	0	0	0	.250	.250		
Weeks,J	.235	26	98	12	23	32	5	2	0	6	1	1	1	15	0	12	1	1	2	3	3	.327	.339		
Balfour,G	.000	12	1	0	0	0	0	0	0	0	0	0	0	0	0	1	0	0	0	0	0	.000	.000		
Blackley,T	.000	5	2	0	0	0	0	0	0	0	0	0	0	0	0	2	0	0	0	0	0	.000	.000		
Blevins,J	.000	10	0	0	0	0	0	0	0	0	0	0	0	0	0	0	0	0	0	0	0	.000	.000		
+Carignan,A	.000	3	0	0	0	0	0	0	0	0	0	0	0	0	0	0	0	0	0	0	0	.000	.000		
Colon,B	.000	4	2	0	0	0	0	0	0	0	0	0	0	0	0	2	0	0	0	1	1	.000	.000		
+Cook,R	.000	12	0	0	0	0	0	0	0	0	0	0	0	0	0	0	0	0	0	0	0	.000	.000		
+Doolittle,	.000	8	0	0	0	0	0	0	0	0	0	0	0	0	0	0	0	0	0	0	0	.000	.000		
+Figueroa,P	.000	1	0	0	0	0	0	0	0	0	0	0	0	0	0	0	0	0	0	0	0	.000	.000		
Fuentes,B	.000	6	0	0	0	0	0	0	0	0	0	0	0	0	0	0	0	0	0	0	0	.000	.000		
+Griffin,A	.000	2	0	0	0	0	0	0	0	0	0	0	0	0	0	0	0	0	0	0	0	.000	.000		
McCarthy,B	.000	3	0	0	0	0	0	0	0	0	0	0	0	0	0	0	0	0	0	0	0	.000	.000		
+Miller,J	.000	9	0	0	0	0	0	0	0	0	0	0	0	0	0	0	0	0	0	0	0	.000	.000		
+Milone,T	.200	6	5	1	1	1	0	0	0	2	0	0	0	0	0	1	0	0	0	0	0	.200	.200		
Norberto,J	.000	3	0	0	0	0	0	0	0	0	0	0	0	0	0	0	0	0	0	0	0	.000	.000		
+Parker,J	.000	5	5	0	0	0	0	0	0	0	1	0	0	0	0	3	0	0	0	0	0	.000	.000		
Ross,T	.000	3	0	0	0	0	0	0	0	0	0	0	0	0	0	0	0	0	0	0	0	.000	.000		
+Scribner,E	.000	3	0	0	0	0	0	0	0	0	0	0	0	0	0	0	0	0	0	0	0	.000	.000		
PITCHERS	.067	28	15	1	1	1	0	0	0	2	1	0	0	0	0	9	0	0	0	1	0	.067	.067		
OAKLAND	.250	28	935	133	234	397	47	7	34	125	7	6	6	103	4	231	19	4	20	20	.425	.327			
OPPONENT	.229	28	885	99	203	303	35	4	19	95	10	4	7	92	6	197	20	13	23	16	.342	.306			

PITCHER	W	L	ERA	G	GS	CG	GFSHO	SV	IP	H	R	ER	HR	HB	BB	IBB	SO	WP	BK	AVG	
																					AVG
Balfour,G	0	1	3.38	12	0	0	0	0	13.1	7	5	5	0	0	7	0	11	0	0	0	.159
Blackley,T	1	2	3.86	5	5	0	0	0	30.1	26	14	13	0	0	8	0	19	1	1	2	.239
Blevins,J	1	0	3.86	10	0	0	5	0	9.1	9	4	4	1	2	1	1	5	0	0	0	.250
+Carignan,	0	0	0.00	3	0	0	1	0	2.1	2	0	0	0	0	2	0	2	0	0	0	.250
Colon,B	2	2	3.27	4	4	0	0	0	22.0	23	8	8	2	0	6	1	14	0	0	0	.274
+Cook,R	1	1	3.60	12	0	0	9	0	6	10.0	6	4	4	0	2	7	0	16	1	0	.171
+Doolittle,	1	0	3.48	8	0	0	3	0	10.1	12	4	4	0	0	2	0	18	0	0	0	.300
+Figueroa,	0	0	0.00	1	0	0	0	0	3.0	1	0	0	0	0	0	0	2	0	0	0	.100
Fuentes,B	0	1	16.88	6	0	0	4	0	1	5.1	12	10	10	3	0	6	0	3	0	0	.444
+Griffin,A	0	0	1.50	2	2	0	0	0	12.0	5	2	2	1	0	3	0	8	0	0	0	.122
McCarthy,	3	0	1.35	3	3	0	0	0	20.0	13	3	3	0	0	3	0	12	0	0	0	.188
+Miller,J	1	1	2.38	9	0	0	3	0	11.1	10	3	3	1	0	10	1	9	0	0	0	.244
+Milone,T	2	2	3.89	6	6	1	0	0	37.0	40	21	16	8	0	8	1	28	0	0	0	.272
Norberto,	0	0	0.00	3	0	0	1	0	4.1	3	1	0	0	0	4	0	4	0	0	0	.214
+Parker,J	3	1	2.18	5	5	0	0	0	33.0	19	8	8	2	1	15	2	29	2	0	0	.174
Ross,T	0	2	5.87	3	3	0	0	0	15.1	13	12	10	1	2	9	0	12	1	0	0	.232
+Scribner,	0	0	0.00	3	0	0	1	0	4.2	2	0	0	0	0	1	0	5	0	0	0	.133
OAKLAND	15	13	3.32	28	28	1	27	3	8	243.2	203	99	90	19	7	92	6	197	5	1	.229
OPPONENTS	13	15	4.58	28	28	1	27	2	10	243.2	234	133	124	34	6	103	4	231	11	0	.250

JULY STATISTICS

PLAYER	AVG	G	AB	R	H	TB	2B	3B	HR	RBI	SH	SF	HP	BB	IBB	SO	SB	CS	DP	GI		
																				E	SLG	OBP
+Carter,C	.254	19	59	11	15	34	1	0	6	15	0	0	0	13	1	19	0	0	2	3	.576	.389
+Cespedes,Y	.344	24	96	16	33	55	5	1	5	19	0	0	1	6	1	21	4	0	0	0	.573	.388
Crisp,C	.342	18	73	11	25	41	3	2	3	8	1	1	0	6	0	12	4	2	1	0	.562	.388
Gomes,J	.302	15	43	8	13	19	0	0	2	8	0	0	1	9	0	15	1	0	0	0	.442	.434
Hicks,B	.195	14	41	8	8	20	3	0	3	5	0	0	0	4	0	22	1	0	1	2	.488	.267
Inge,B	.213	23	94	10	20	36	4	0	4	12	0	1	0	2	0	33	0	1	0	3	.383	.227
Kottaras,G	.333	1	3	0	1	1	0	0	0	0	0	0	0	0	0	1	0	0	0	0	.333	.333
Moss,B	.269	20	52	8	14	29	3	0	4	9	0	0	3	4	0	15	0	0	1	1	.558	.356
+Norris,D	.130	15	54	7	7	11	1	0	1	6	0	0	0	6	1	16	3	0	1	1	.204	.217
Pennington	.111	10	27	1	3	3	0	0	0	0	1	0	0	2	0	7	0	2	1	0	.111	.172
Reddick,J	.269	23	93	10	25	48	9	1	4	11	0	1	0	8	2	22	0	2	1	.516	.324	
Smith,S	.203	20	69	7	14	29	4	1	3	11	0	0	0	6	2	16	0	1	1	0	.420	.267
Sogard,E	.263	9	19	1	5	8	1	1	0	1	0	0	0	1	0	3	1	0	0	0	.421	.300
Suzuki,K	.273	9	33	3	9	15	3	0	1	2	2	0	0	0	0	8	0	0	0	0	.455	.273
Weeks,J	.206	24	97	16	20	24	2	1	0	6	3	2	1	8	0	15	3	0	2	0	.247	.269
Balfour,G	.000	10	0	0	0	0	0	0	0	0	0	0	0	0	0	0	0	0	0	0	.000	.000
Blackley,T	.000	5	0	0	0	0	0	0	0	0	0	0	0	0	0	0	0	0	0	0	.000	.000
Blevins,J	.000	11	0	0	0	0	0	0	0	0	0	0	0	0	0	0	0	0	0	0	.000	.000
Colon,B	.000	5	0	0	0	0	0	0	0	0	0	0	0	0	0	0	0	0	0	1	.000	.000
+Cook,R	.000	10	0	0	0	0	0	0	0	0	0	0	0	0	0	0	0	0	0	0	.000	.000
+Doolittle,	.000	10	0	0	0	0	0	0	0	0	0	0	0	0	0	0	0	0	0	0	.000	.000
+Griffin,A	.000	5	0	0	0	0	0	0	0	0	0	0	0	0	0	0	0	0	0	0	.000	.000
+Miller,J	.000	6	0	0	0	0	0	0	0	0	0	0	0	0	0	0	0	0	0	0	.000	.000
+Milone,T	.000	5	0	0	0	0	0	0	0	0	0	0	0	0	0	0	0	0	0	1	.000	.000
Norberto,J	.000	9	0	0	0	0	0	0	0	0	0	0	0	0	0	0	0	0	0	0	.000	.000
+Parker,J	.000	5	0	0	0	0	0	0	0	0	0	0	0	0	0	0	0	0	0	1	.000	.000
+Scribner,E	.000	9	0	0	0	0	0	0	0	0	0	0	0	0	0	0	0	0	0	0	.000	.000
PITCHERS	.000	24	0	0	0	0	0	0	0	0	0	0	0	0	0	0	0	0	0	3	.000	.000

OAKLAND	.249	24	853	117	212	373	39	7	36	113	7	5	6	75	7	225	17	6	12	14	.437	.312
OPPONENT	.241	24	871	83	210	316	33	2	23	79	1	5	4	50	3	201	7	8	11	10	.363	.284

PITCHER	W	L	ERA	G	GS	CG	GFSHO	SV	IP	H	R	ER	HR	HB	BB	IBB	SO	WP	BK	OPP	
																				AVG	
Balfour,G	1	0	0.00	10	0	0	0	0	9.1	5	0	0	0	0	4	0	8	1	0	.147	
Blackley,T	2	1	3.29	5	4	0	0	0	27.1	25	10	10	2	1	6	0	19	2	1	.245	
Blevins,J	3	0	1.42	11	0	0	4	0	12.2	7	2	2	1	1	3	1	15	0	0	.159	
Colon,B	1	1	2.65	5	5	0	0	0	34.0	35	11	10	3	0	4	1	23	0	0	.257	
+Cook,R	2	0	2.53	10	0	0	6	0	10.2	7	3	3	2	1	2	1	9	0	0	.184	
+Doolittle	0	0	4.63	10	0	0	2	0	11.2	6	6	6	0	0	4	0	13	0	0	.150	
+Griffin,A	3	0	2.90	5	5	0	0	0	31.0	27	10	10	4	0	7	0	27	0	0	.233	
+Miller,J	0	0	3.24	6	0	0	5	0	8.1	6	3	3	2	1	5	0	9	0	0	.200	
+Milone,T	1	2	3.55	5	5	0	0	0	33.0	37	14	13	3	0	3	0	34	2	0	.289	
Norberto,	3	0	1.59	9	0	0	3	0	0	11.1	11	2	2	2	0	3	0	10	1	1	.244
+Parker,J	3	1	5.34	5	5	0	0	0	30.1	34	18	18	3	0	7	0	26	2	0	.286	
+Scribner,	0	0	2.89	9	0	0	4	0	0	9.1	10	4	3	1	0	2	0	8	0	0	.256
OAKLAND	19	5	3.14	24	24	0	24	1	5	229.0	210	83	80	23	4	50	3	201	8	2	.241
OPPONENTS	5	19	4.57	24	24	2	22	1	0	222.2	212	117	113	36	6	75	7	225	8	0	.249

AUGUST STATISTICS

PLAYER	AVG	G	AB	R	H	TB	2B	3B	HR	RBI	SH	SF	HP	BB	IBB	SO	SB	CS	DP	GI			E	SLG	OBP
																				DP	DP	DP			
+Carter,C	.275	27	91	16	25	46	9	0	4	14	0	2	0	13	0	31	0	0	0	0	1	.505	.358		
+Cespedes,Y	.293	27	99	16	29	42	5	1	2	9	0	0	3	8	1	19	4	1	2	1	4.24	.364			
Crisp,C	.259	26	108	21	28	55	11	2	4	14	0	1	0	10	0	13	9	1	2	1	.509	.319			
+Donaldson,	.344	17	64	8	22	40	6	0	4	14	0	0	1	6	0	12	2	1	3	2	.625	.408			
Drew,S	.211	10	38	6	8	10	2	0	0	2	0	1	0	6	0	7	1	0	0	1	2.63	.311			
Gomes,J	.245	12	39	6	12	28	1	0	5	10	0	0	0	4	0	17	0	0	1	0	.571	.302			
Inge,B	.256	10	49	6	10	14	1	0	1	4	0	0	0	5	0	9	0	0	1	0	.359	.341			
Kottaras,G	.219	9	32	6	7	17	1	0	3	11	0	0	0	4	0	8	0	0	2	2	.531	.306			
Moss,B	.274	18	62	10	17	32	3	0	4	13	0	0	0	4	0	20	0	1	2	0	.516	.318			
+Norris,D	.200	20	70	4	14	26	6	0	2	12	0	0	1	7	0	25	2	1	2	2	.371	.282			
Pennington	.241	17	54	9	13	21	3	1	1	5	0	1	1	4	0	12	2	1	0	3	.389	.300			
Reddick,J	.259	26	108	13	28	50	4	0	6	23	0	1	0	5	1	28	2	1	1	2	.463	.289			
Rosales,A	.286	15	42	6	12	21	3	0	2	5	0	1	0	2	0	10	0	0	1	0	.500	.311			
Smith,S	.270	10	37	9	10	16	3	0	1	4	0	1	0	3	1	8	0	0	0	0	.432	.317			
Sogard,E	.143	6	14	1	2	3	1	0	0	0	0	0	0	0	0	2	0	0	1	0	.214	.143			
Suzuki,K	.333	1	3	0	1	2	1	0	0	0	0	0	0	0	0	0	0	0	0	0	.667	.333			
+Taylor,M	.000	2	5	0	0	0	0	0	0	0	0	0	0	0	0	3	0	0	1	0	.000	.000			
Weeks,J	.232	17	56	7	13	18	1	2	0	3	4	0	1	7	0	11	1	0	0	3	.321	.328			
Anderson,B	.000	2	0	0	0	0	0	0	0	0	0	0	0	0	0	0	0	0	0	0	.000	.000			
Balfour,G	.000	12	0	0	0	0	0	0	0	0	0	0	0	0	0	0	0	0	0	0	.000	.000			
Blackley,T	.000	5	0	0	0	0	0	0	0	0	0	0	0	0	0	0	0	0	0	0	.000	.000			
Blevins,J	.000	11	0	0	0	0	0	0	0	0	0	0	0	0	0	0	0	0	0	0	.000	.000			
Colon,B	.000	4	0	0	0	0	0	0	0	0	0	0	0	0	0	0	0	0	0	1	.000	.000			
+Cook,R	.000	11	0	0	0	0	0	0	0	0	0	0	0	0	0	0	0	0	0	0	.000	.000			
+Doolittle,	.000	10	0	0	0	0	0	0	0	0	0	0	0	0	0	0	0	0	0	1	.000	.000			
+Figueroa,P	.000	3	0	0	0	0	0	0	0	0	0	0	0	0	0	0	0	0	0	0	.000	.000			
+Griffin,A	.000	1	0	0	0	0	0	0	0	0	0	0	0	0	0	0	0	0	0	0	.000	.000			
McCarthy,B	.000	5	0	0	0	0	0	0	0	0	0	0	0	0	0	0	0	0	0	0	.000	.000			
+Miller,J	.000	1	0	0	0	0	0	0	0	0	0	0	0	0	0	0	0	0	0	0	.000	.000			
+Milone,T	.000	4	0	0	0	0	0	0	0	0	0	0	0	0	0	0	0	0	0	0	.000	.000			
Neshek,P	.000	10	0	0	0	0	0	0	0	0	0	0	0	0	0	0	0	0	0	0	.000	.000			
Norberto,J	.000	6	0	0	0	0	0	0	0	0	0	0	0	0	0	0	0	0	0	0	.000	.000			
+Parker,J	.000	6	0	0	0	0	0	0	0	0	0	0	0	0	0	0	0	0	0	0	.000	.000			
Ross,T	.000	1	0	0	0	0	0	0	0	0	0	0	0	0	0	0	0	0	0	0	.000	.000			
+Scribner,E	.000	7	0	0	0	0	0	0	0	0	0	0	0	0	0	0	0	0	0	0	.000	.000			
+Straily,D	.000	3	0	0	0	0	0	0	0	0	0	0	0	0	0	0	0	0	0	0	.000	.000			
PITCHERS	.000	28	0	0	0	0	0	0	0	0	0	0	0	0	0	0	0	0	0	2	.000	.000			
OAKLAND	.258	28	971	146	251	441	61	6	39	143	4	8	7	88	3	235	23	7	19	20	.454	.322			
OPPONENT	.244	28	973	102	237	364	42	2	27	99	5	9	15	60	6	206	23	5	14	17	.374	.295			

PITCHER	W	L	ERA	G	GS	CG	GFSHO	SV	IP	H	R	ER	HR	HB	BB	IBB	SO	WP	BK	AVG	OPP		
																					DP	DP	DP
Anderson,	2	0	0.64	2	2	0	0	0	14.0	6	1	1	0	0	2	0	11	1	0	.133			
Balfour,G	0	0	1.46	12	0	0	9	8	12.1	3	2	2	1	1	2	0	15	0	0	.075			
Blackley,	2	0	4.64	5	2	0	3	0	21.1	18	11	11	4	2	7	1	16	1	0	.228			
Blevins,J	0	1	5.00	11	0	0	1	0	9.0	9	5	5	1	1	6	0	6	1	0	.265			
Colon,B	3	1	1.88	4	4	0	0	0	28.2	25	8	6	2	0	3	1	13	0	0	.223			
+Cook,R	2	0	4.63	11	0	0	5	0	3	11.2	14	6	6	2	1	1	0	16	0	.298			
+Doolittle	0	0	1.04	10	0	0	0	0	8.2	11	3	1	0	0	2	1	14	0	0	.306			
+Figueroa,	0	0	0.00	3	0	0	2	0	4.2	2	0	0	0	0	3	1	3	1	0	.133			
+Griffin,A	0	0	0.00	1	1	0	0	0	1.2	1	0	0	0	0	0	0	0	0	0	.167			
McCarthy,	2	2	4.60	5	5	0	0	0	29.1	35	16	15	5	4	4	0	18	0	0	.297			
+Miller,J	0	0	0.00	1	0	0	1	0	2.1	1	0	0	0	1	0	0	2	0	0	.125			
+Milone,T	2	1	3.96	4	4	0	0	0	25.0	25	11	11	2	2	4	1	20	0	0	.250			
Neshek,P	1	1	1.08	10	0	0	3	0	8.1	4	1	1	1	1	3	1	11	0	0	.138			
Norberto,	1	0	2.45	6	0	0	0	0	11.0	7	3	3	2	1	3	0	14	0	0	.179			
+Parker,J	2	3	4.71	6	6	0	0	0	36.1	43	20	19	2	1	12	0	23	2	0	.301			
Ross,T	0	1	7.50	1	1	0	0	0	6.0	9	5	5	0	0	2	0	6	0	0	.375			
+Scribner,	0	0	4.32	7	0	0	4	0	8.1	8	4	4	1	0	2	0	6	0	0	.242			
+Straily,D	1	0	3.18	3	3	0	0	0	17.0	16	6	6	4	0	4	0	12	0	0	.246			
OAKLAND	18	10	3.38	28	28	0	28	4	11	255.2	237	102	96	27	15	60	6	206	6	0	.244		
OPPONENTS	10	18	4.78	28	28	2	26	3	4	250.1	251	146	133	39	7	88	3	235	13	0	.258		

SEPTEMBER STATISTICS

PLAYER	AVG	G	AB	R	H	TB	2B	3B	HR	RBI	SH	SF	HP	BB	IBB	SO	CS	SB	GI			E	SLG	OBP
																			DP	DP	DP			
Barton,D	.286	9	7	1	2	3	1	0	0	2	0	0	0	3	0	2	0	0	0	0	0	.429	.500	
+Carter,C	.150	18	60	6	9	22	1	0	4	8	0	1	0	11	0	31	0	0	2	1	.367	.278		
+Cespedes,Y	.228	26	101	14	23	47	4	1	6	17	0	2	0	11	2	18	4	0	1	0	.465	.298		
+Cowgill,C	.250	6	8	1	2	3	1	0	0	0	0	0	0	0	3	0	0	0	0	0	.375	.250		
Crisp,C	.258	18	62	10	16	29	3	2	2	5	0	0	0	9	0	10	7	0	0	0	.468	.352		
+Donaldson,	.269	25	93	17	25	39	5	0	3	10	0	0	4	6	0	19	1	0	2	4	.419	.340		
Drew,S	.295	24	95	11	28	46	3	0	5	14	0	1	0	9	1	26	0	1	1	4	.484	.352		
Gomes,J	.300	17	40	6	12	21	3	0	2	7	1	0	4	6	0	16	0	0	1	1	.525	.440		
Hicks,B	.000	2	4	0	0	0	0	0	0	0	0	0	0	1	0	2	0	0	0	0	.000	.200		
Inge,B	.500	1	2	1	1	2	1	0	0	2	0	0	0	0	0	1	0	0	0	0	.000	.500		
Kottaras,G	.208	15	48	4	10	22	1	1	3	8	0	0	0	3	0	15	0	0	0	1	.458	.255		
Moss,B	.338	21	68	15	23	44	6	0	5	8	0	0	0	10	2	26	0	0	1	3	.647	.423		
+Norris,D	.188	14	48	4	9	15	1	1	1	8	0	1	0	6	0	15	0	0	0	2	.313	.273		
Pennington	.286	21	70	11	20	28	2	0	2	7	0	0	0	6	0	14	2	1	0	1	.400	.342		
Reddick,J	.165	26	103	10	17	29	3	0	3	8	0	1	0	7	1	24	1	0	2	0	.282	.216		
Rosales,A	.185	11	27	3	5	6	1	0	0	0	0	0	0	0	0	10	0	0	0	0	.222	.185		
Smith,S	.224	22	67	8	15	26	5	0	2	9	0	0	0	7	1	24	0	0	1	2	.388	.297		
Weeks,J	.333	4	6	0	2	3	1	0	0	0	0	0	0	0	0	2	1	0	0	0	.500	.333		
Accardo,J	.000	1	0	0	0	0	0	0	0	0	0	0	0	0	0	0	0	0	0	0	.000	.000		
Anderson,B	.000	4	0	0	0	0	0	0	0	0	0	0	0	0	0	0	0	0	0	0	.000	.000		
Balfour,G	.000	10	0	0	0	0	0	0	0	0	0	0	0	0	0	0	0	0	0	0	.000	.000		
+Blackley,T	.000	4	0	0	0	0	0	0	0	0	0	0	0	0	0	0	0	0	0	0	.000	.000		
Blevins,J	.000	11	0	0	0	0	0	0	0	0	0	0	0	0	0	0	0	0	0	0	.000	.000		
Chavez,J	.000	4	0	0	0	0	0	0	0	0	0	0	0	0	0	0	0	0	0	0	.000	.000		
+Cook,R	.000	11	0	0	0	0	0	0	0	0	0	0	0	0	0	0	0	0	0	0	.000	.000		
+Doolittle,	.000	12	0	0	0	0	0	0	0	0	0	0	0	0	0	0	0	0	0	0	1.000	.000		
+Figueroa,P	.000	6	0	0	0	0	0	0	0	0	0	0	0	0	0	0	0	0	0	0	.000	.000		
+Griffin,A	.000	6	0	0	0	0	0	0	0	0	0	0	0	0	0	0	0	0	0	0	.000	.000		
McCarthy,B	.000	1	0	0	0	0	0	0	0	0	0	0	0	0	0	0	0	0	0	0	.000	.000		
+Miller,J	.000	8	0	0	0	0	0	0	0	0	0	0	0	0	0	0	0	0	0	0	.000	.000		
+Milone,T	.000	5	0	0	0	0	0	0	0	0	0	0	0	0	0	0	0	0	0	0	.000	.000		
Neshek,P	.000	12	0	0	0	0	0	0	0	0	0	0	0	0	0	0	0	0	0	0	.000	.000		
+Parker,J	.000	5	0	0	0	0	0	0	0	0	0	0	0	0	0	0	0	0	0	0	1.000	.000		
Ross,T	.000	5	0	0	0	0	0	0	0	0	0	0	0	0	0	0	0	0	0	0	.000	.000		
+Scribner,E	.000	9	0	0	0	0	0	0	0	0	0	0	0	0	0	0	0	0	0	0	.000	.000		
+Straily,D	.000	3	0	0	0	0	0	0	0	0	0	0	0	0	0	0	0	0	0	0	.000	.000		
PITCHERS	.000	26	0	0	0	0	0	0	0	0	0	0	0	0	0	0	0	0	0	0	2.000	.000		
OAKLAND	.241	26	909	122	219	385	42	5	38	113	1	6	8	95	7	258	16	2	11	21	.424	.316		
OPPONENT	.264	26	906	113	239	370	42	1	29	104	9	10	6	79	6	186	17	4	18	16	.408	.324		

PITCHER	W	L	ERA	G	GS	CG	GFSHO	SV	IP	H	R	ER	HR	HB	BB	IBB	SO	WP	BK	OPP	
																				AVG	
Accardo,J	0	0	9.00	1	0	0	0	0	2.0	4	2	2	0	0	0	0	1	0	0	.444	
Anderson,	2	2	3.86	4	4	0	0	0	21.0	23	10	9	1	1	5	1	14	0	0	.274	
Balfour,G	0	0	3.86	10	0	0	7	0	6	9.1	8	4	4	0	0	4	0	11	0	.235	
+Blackley,	0	1	10.80	4	2	0	0	0	6.2	12	9	8	3	0	6	0	3	2	1	.375	
Blevins,J	1	0	1.86	11	0	0	3	0	1	9.2	4	2	2	1	1	5	1	5	0	.138	
Chavez,J	0	0	18.90	4	0	0	1	0	0	3.1	9	7	7	1	1	1	0	3	1	.474	
+Cook,R	0	0	1.46	11	0	0	1	0	1	12.1	5	3	2	0	0	3	0	11	0	.125	
+Doolittle	0	1	3.55	12	0	0	2	0	0	12.2	10	5	5	3	0	2	0	11	0	.208	
+Figueroa,	0	0	16.20	6	0	0	1	0	0	3.1	7	7	6	1	0	3	0	3	0	.412	
+Griffin,A	4	1	3.09	6	6	0	0	0	35.0	34	12	12	5	1	7	0	29	0	0	.252	
McCarthy,	0	1	7.36	1	1	0	0	0	0	3.2	5	3	3	0	0	1	1	3	0	.357	
+Miller,J	0	0	4.15	8	0	0	2	0	0	13.0	12	7	6	2	0	9	0	12	1	.235	
+Milone,T	2	1	3.81	5	5	0	0	0	0	26.0	39	14	11	4	0	5	0	17	0	.361	
Neshek,P	1	0	1.74	12	0	0	2	0	0	10.1	6	2	2	2	0	2	0	5	1	.167	
+Parker,J	3	1	2.31	5	5	0	0	0	0	35.0	30	9	9	1	0	6	0	27	0	.238	
Ross,T	0	2	7.20	5	0	0	3	0	0	5.0	8	5	4	0	0	5	2	5	0	.381	
+Scribner,	1	0	3.12	9	0	0	4	0	0	8.2	6	3	3	0	0	7	0	9	1	.188	
+Straily,D	1	1	4.00	3	3	0	0	0	0	18.0	17	9	8	5	2	8	1	17	0	.239	
OAKLAND	15	11	3.91	26	26	0	26	0	8	235.0	239	113	102	29	6	79	6	186	6	1	.264
OPPONENTS	11	15	4.35	26	26	0	26	1	2	236.0	219	122	114	38	8	95	7	258	9	1	.241

STATS AT HOME

BATTER	AVG	G	AB	R	H	2B	3B	HR	RBI	SH	SF	HP	BB	SO	SB	CS	DP	E
Allen,B	.000	3	7	0	0	0	0	0	0	0	0	0	0	5	0	0	0	0
SEASON TOTAL	.071	7	14	2	1	0	0	1	3	0	0	0	2	7	0	0	0	0
Barton,D	.151	19	53	1	8	4	0	0	1	0	0	0	8	14	1	0	1	0
Carter,C	.240	32	96	14	23	6	0	5	13	0	1	0	21	33	0	0	2	2
Cespedes,Y	.319	64	226	34	72	11	2	11	40	0	1	5	29	52	12	4	2	1
Cowgill,C	.226	18	53	7	12	1	0	1	3	0	0	0	6	15	1	2	0	0
Crisp,C	.284	64	243	41	69	12	5	6	27	4	2	0	29	26	25	3	3	3
Donaldson,J	.242	32	120	10	29	8	0	3	14	0	0	0	4	20	0	0	3	5
Drew,S	.186	16	59	10	11	1	0	4	8	0	0	0	8	19	0	0	0	2
SEASON TOTAL	.198	31	106	17	21	4	0	4	16	0	1	0	14	33	0	1	1	2
Gomes,J	.252	51	151	20	38	4	0	7	18	0	0	2	20	58	1	1	1	1
Hicks,B	.200	10	25	4	5	3	0	2	4	0	0	0	2	12	0	0	1	1
Hughes,L	.000	2	6	0	0	0	0	0	0	0	0	0	0	2	0	0	0	3
SEASON TOTAL	.200	4	10	0	2	0	0	0	2	0	1	0	0	3	1	0	0	4
Inge,B	.248	39	145	20	36	7	0	8	33	0	2	0	13	40	0	1	4	2
SEASON TOTAL	.239	43	155	21	37	8	0	8	33	0	2	0	13	43	0	1	4	3
Kaaihue,K	.267	18	60	8	16	4	0	3	8	0	0	0	2	13	0	0	2	1
Kottaras,G	.184	12	38	5	7	0	0	3	8	0	0	0	4	10	0	0	2	3
SEASON TOTAL	.228	42	79	11	18	3	0	4	15	0	0	0	19	21	0	0	2	3
Moss,B	.273	46	139	22	38	9	0	9	27	0	2	1	13	40	1	1	3	6
Norris,D	.210	31	105	9	22	2	0	3	16	0	0	0	12	34	3	1	3	4
Pennington,C	.196	60	179	23	35	8	1	0	11	1	2	1	22	44	13	3	0	3
Recker,A	.071	7	14	1	1	0	0	0	0	1	0	0	4	8	0	0	0	0
SEASON TOTAL	.059	9	17	1	1	0	0	0	1	1	0	0	6	9	0	0	0	0
Reddick,J	.247	78	304	40	75	14	2	18	53	0	3	2	28	70	7	1	4	4
Rosales,A	.189	23	53	7	10	4	0	1	2	0	1	0	4	13	0	0	3	0
Smith,S	.244	59	176	25	43	6	1	6	21	0	1	3	26	41	0	2	1	0
Sogard,E	.134	23	67	4	9	1	1	0	1	1	0	0	4	12	2	0	1	2
Suzuki,K	.178	38	129	7	23	7	0	1	8	2	1	1	6	35	0	0	1	0
SEASON TOTAL	.200	59	195	14	39	9	0	3	20	3	3	1	13	42	0	0	3	1
Taylor,M	.077	4	13	1	1	1	0	0	0	0	0	0	0	8	0	0	1	0
Weeks,J	.215	63	242	29	52	6	3	1	12	7	3	3	24	33	9	2	3	5
PITCHERS	.000	81	0	0	0	0	0	0	0	0	0	0	0	0	0	0	0	6
TOTALS	.235	81	2703	342	635	119	15	92	328	16	19	18	289	657	75	21	41	54

PITCHER	ERA	W	L	G	GS	CG	SHO	SV	IP	AB	H	R	ER	HR	HB	BB	SO	WP	AVG
Anderson,B	1.38	2	0	2	2	0	0	0	13.0	44	9	2	2	0	0	1	10	1	205
Balfour,G	1.06	3	0	4	0	0	0	11	42.1	140	19	5	5	2	0	10	42	1	136
Blackley,T	2.82	3	1	12	5	0	0	0	51.0	186	39	17	16	2	0	14	36	0	210
SEASON TOTAL	2.83	3	1	14	5	0	0	0	54.0	196	41	18	17	2	0	15	38	0	209
Blevins,J	2.87	2	1	28	0	0	0	0	31.1	109	25	12	10	6	3	12	24	0	229
Carignan,A	7.20	1	1	6	0	0	0	0	5.0	18	6	4	4	0	0	5	5	0	333
Chavez,J	18.00	0	0	1	0	0	0	0	1.0	6	3	2	2	0	0	0	1	1	500
SEASON TOTAL	36.00	0	0	3	0	0	0	0	2.0	14	8	10	8	2	0	2	2	1	571
Colon,B	3.54	5	6	14	14	0	0	0	89.0	351	88	38	35	10	0	9	50	0	251
Cook,R	3.53	3	1	36	0	0	0	6	35.2	123	21	15	14	4	0	13	37	2	171
De Los San,F	9.00	0	0	3	0	0	0	0	1.0	9	5	2	1	0	0	1	1	1	556
Doolittle,S	2.19	2	0	23	0	0	0	1	24.2	89	18	6	6	1	0	4	33	0	202
Figueroa,P	2.45	0	0	11	0	0	0	0	14.2	48	8	5	4	2	0	9	10	1	167
Fuentes,B	7.36	0	0	12	0	0	0	3	11.0	45	13	9	9	2	0	5	6	2	289
SEASON TOTAL	9.00	0	0	14	0	0	0	3	13.0	53	16	13	12	2	0	8	9	2	302
Godfrey,G	6.75	0	3	4	3	0	0	0	16.0	60	20	13	12	2	3	9	7	0	333
Griffin,A	3.21	3	0	8	8	0	0	0	42.0	158	34	16	15	4	1	9	26	0	215
McCarthy,B	2.88	4	4	10	10	0	0	0	59.1	231	61	22	19	3	3	10	40	0	264
Miller,J	1.80	2	0	17	0	0	0	0	20.0	71	14	5	4	1	2	12	20	0	197
Milone,T	2.74	7	4	15	15	1	0	0	98.2	371	89	32	30	6	3	15	63	1	240
Neshek,P	0.00	1	0	11	0	0	0	0	10.2	33	2	0	0	0	1	3	11	0	061
Norberto,J	2.45	4	1	20	0	0	0	0	29.1	105	22	8	8	2	1	16	27	0	210
Parker,J	2.61	6	5	15	15	0	0	0	100.0	366	88	29	29	5	1	30	71	6	240
Ross,T	5.23	1	3	7	5	0	0	0	31.0	115	29	20	18	5	2	21	23	1	252
Scribner,E	2.70	1	0	13	0	0	0	1	16.2	68	17	6	5	1	0	2	12	0	250
Straily,D	5.95	0	1	4	4	0	0	0	19.2	78	21	14	13	8	0	11	14	0	269
Thompson,R	0.00	0	0	1	0	0	0	0	0.2	3	1	0	0	0	0	0	0	0	333
SEASON TOTAL	0.00	0	0	2	0	0	0	0	1.2	6	1	0	0	0	0	1	0	1	167
TOTALS	3.05	50	31	81	81	1	5	22	763.2	2827	652	282	259	66	20	221	569	17	231

STATS ON THE ROAD

BATTER	AVG	G	AB	R	H	2B	3B	HR	RBI	SH	SF	HP	BB	SO	SB	CS	DP	E
Barton,D	.250	27	60	7	15	3	0	1	5	0	0	1	14	18	0	0	0	0
Carter,C	.238	35	122	24	29	6	0	11	26	0	2	0	18	50	0	0	2	4
Cespedes,Y	.268	65	261	36	70	14	3	12	42	0	2	2	14	50	4	0	7	2
Cowgill,C	.314	20	51	3	16	1	0	0	6	0	1	0	5	12	2	2	3	0
Crisp,C	.231	56	212	27	49	13	2	5	19	2	0	0	16	38	14	1	6	0
Donaldson,J	.240	43	154	24	37	8	0	6	19	0	1	5	10	41	4	1	3	8
Drew,S	.290	23	93	11	27	4	0	1	8	0	2	0	10	22	1	1	1	3
SEASON TOTAL	.238	48	181	21	43	9	1	3	12	0	2	0	23	43	1	1	1	6
Gomes,J	.273	48	128	26	35	6	0	11	29	1	1	6	24	46	2	0	1	1
Hicks,B	.154	12	39	4	6	2	0	1	3	0	0	0	4	19	1	0	0	2
Hughes,L	.143	2	7	0	1	0	0	0	0	0	0	0	0	4	0	0	0	0
SEASON TOTAL	.077	4	13	0	1	0	0	0	0	0	0	0	0	7	0	0	0	0
Inge,B	.203	35	138	11	28	6	0	3	19	0	1	1	11	45	0	0	4	5
SEASON TOTAL	.196	40	148	12	29	6	0	4	21	0	1	1	11	48	0	0	4	5
Kaaihue,K	.206	21	68	5	14	5	0	1	6	0	0	1	8	15	1	0	4	1
Kottaras,G	.234	15	47	5	11	2	1	3	11	0	0	0	4	14	0	0	0	1
SEASON TOTAL	.196	43	92	9	18	3	1	5	16	1	0	0	18	27	0	0	2	1
Moss,B	.310	38	126	26	39	9	0	12	25	0	0	2	13	50	0	0	2	3
Norris,D	.192	29	104	10	20	6	1	4	18	0	1	1	9	32	2	0	3	1
Pennington,C	.230	65	239	27	55	10	1	6	17	4	0	1	13	46	2	3	1	8
Recker,A	.176	6	17	2	3	1	0	0	0	0	0	1	0	5	0	0	0	0
SEASON TOTAL	.188	13	32	3	6	2	0	1	3	0	0	2	0	6	0	0	1	1
Reddick,J	.238	78	307	45	73	15	3	14	32	1	1	0	27	81	4	0	11	2
Rosales,A	.261	19	46	5	12	1	0	1	6	0	0	0	7	11	0	0	1	0
Smith,S	.237	66	207	30	49	17	1	8	31	0	2	2	24	57	2	0	3	2
Sogard,E	.229	14	35	4	8	2	0	2	6	0	0	0	1	5	0	0	0	0
Suzuki,K	.256	37	133	12	34	8	0	0	10	0	1	2	3	18	1	0	2	2
SEASON TOTAL	.268	59	213	22	57	11	0	3	23	1	2	4	7	31	2	0	2	4
Taylor,M	.250	2	8	1	2	0	0	0	0	0	0	0	0	2	0	0	0	0
Weeks,J	.228	55	202	25	46	9	5	1	8	2	0	2	26	37	7	3	2	6
PITCHERS	.050	81	20	1	1	0	0	0	2	1	0	0	0	12	0	0	0	6
TOTALS	.241	81	2824	371	680	148	17	103	348	11	15	27	261	730	47	11	56	57

PITCHER	ERA	W	L	G	GS	CG	SHO	SV	IP	AB	H	R	ER	HR	HB	BB	SO	WP	AVG
Accardo,J	9.00	0	0	1	0	0	0	0	2.0	9	4	2	2	0	0	0	1	0	.444
SEASON TOTAL	6.29	0	0	17	0	0	0	0	24.1	99	34	17	17	2	0	11	17	2	.343
Anderson,B	3.27	2	2	4	4	0	0	0	22.0	85	20	9	8	1	1	6	15	0	.235
Balfour,G	4.45	0	2	34	0	0	0	13	32.1	117	22	16	16	2	1	18	30	1	.188
Blackley,T	4.88	3	3	12	10	0	0	0	51.2	196	52	30	28	8	3	16	33	6	.265
SEASON TOTAL	5.37	3	3	14	10	0	0	0	53.2	207	57	35	32	8	3	17	33	7	.275
Blevins,J	2.12	3	0	35	0	0	0	1	34.0	115	20	8	8	1	2	13	30	2	.174
Carignan,A	1.93	0	0	5	0	0	0	0	4.2	15	2	1	1	0	0	5	3	1	.133
Chavez,J	19.29	0	0	3	0	0	0	0	2.1	13	6	5	5	1	1	1	2	0	.462
SEASON TOTAL	7.54	1	1	10	2	0	0	0	22.2	94	26	19	19	5	3	9	28	0	.277
Colon,B	3.27	5	3	10	10	0	0	0	63.1	254	73	24	23	7	1	14	41	0	.287
Cook,R	0.72	3	1	35	0	0	0	8	37.2	130	21	3	3	0	4	14	43	2	.162
De Los San,F	0.00	0	0	3	0	0	0	0	2.0	8	2	0	0	0	0	2	2	0	.250
Doolittle,S	3.97	0	1	21	0	0	0	0	22.2	87	22	12	10	2	0	7	27	0	.253
Figueroa,P	5.14	0	0	8	0	0	0	0	7.0	26	8	4	4	0	0	6	4	1	.308
Fuentes,B	6.43	2	2	14	0	0	0	2	14.0	58	17	10	10	3	1	5	12	0	.293
SEASON TOTAL	5.82	2	2	18	0	0	0	2	17.0	70	20	11	11	4	1	7	15	0	.286
Godfrey,G	5.40	0	1	1	1	0	0	0	5.0	22	6	5	3	2	0	1	3	0	.273
Griffin,A	2.90	4	1	7	7	0	0	0	40.1	156	40	13	13	6	0	10	38	0	.256
McCarthy,B	3.66	4	2	8	8	0	0	0	51.2	199	54	22	21	7	3	14	33	0	.271
Miller,J	3.14	0	1	16	0	0	0	0	28.2	109	25	10	10	5	1	15	24	1	.229
Milone,T	4.83	6	6	16	16	0	0	0	91.1	374	118	58	49	18	1	21	74	1	.316
Neshek,P	3.00	1	1	13	0	0	0	0	9.0	35	8	3	3	3	0	3	5	1	.229
Norberto,J	3.18	0	0	19	0	0	0	1	22.2	80	15	9	8	3	0	6	19	1	.188
Parker,J	4.54	7	3	14	14	0	0	0	81.1	304	78	42	41	6	2	33	69	4	.257
Ross,T	7.44	1	8	11	8	0	0	0	42.1	179	67	36	35	2	3	16	23	1	.374
Scribner,E	2.41	1	0	17	0	0	0	0	18.2	68	13	5	5	1	0	10	18	1	.191
Straily,D	1.83	2	0	3	3	0	0	0	19.2	74	15	5	4	3	2	5	18	0	.203
TOTALS	3.95	44	37	81	81	0	8	25	706.1	2713	708	332	310	81	26	241	567	23	.261

STATS DURING THE DAY

BATTER	AVG	G	AB	R	H	2B	3B	HR	RBI	SH	SF	HP	BB	SO	SB	CS	DP	E
Barton,D	.175	16	40	2	7	3	0	0	3	0	0	1	6	11	0	0	0	0
Carter,C	.178	24	73	6	13	1	0	5	9	0	2	0	15	33	0	0	1	3
Cespedes,Y	.314	42	159	22	50	7	1	7	27	0	1	2	13	25	3	1	1	2
Cowgill,C	.288	19	59	3	17	2	0	0	4	0	0	0	3	14	2	1	1	0
Crisp,C	.308	40	143	23	44	10	2	5	21	3	0	0	19	17	13	3	3	1
Donaldson,J	.205	29	112	16	23	5	0	4	7	0	0	3	3	21	1	0	4	3
Drew,S	.258	15	62	12	16	2	0	3	6	0	1	0	7	14	1	0	0	1
SEASON TOTAL	.222	25	99	15	22	5	0	4	7	0	1	0	11	23	1	0	1	2
Gomes,J	.286	36	105	20	30	7	0	7	20	1	0	4	14	34	2	0	1	2
Hicks,B	.167	9	24	2	4	2	0	1	3	0	0	0	1	9	1	0	0	0
Hughes,L	.000	1	3	0	0	0	0	0	0	0	0	0	0	2	0	0	0	0
SEASON TOTAL	.143	3	7	0	1	0	0	0	2	0	1	0	0	4	1	0	0	0
Inge,B	.211	25	95	13	20	5	0	5	14	0	2	1	8	25	0	1	3	1
SEASON TOTAL	.194	29	103	13	20	5	0	5	14	0	2	1	8	26	0	1	3	2
Kaaihue,K	.220	14	50	4	11	3	0	1	4	0	0	0	2	11	0	0	5	1
Kottaras,G	.150	13	40	3	6	1	1	1	7	0	0	0	3	9	0	0	2	3
SEASON TOTAL	.182	38	77	8	14	1	1	3	15	0	0	0	13	21	0	0	4	3
Moss,B	.270	33	100	16	27	8	0	6	18	0	1	0	12	30	1	0	1	7
Norris,D	.147	23	75	7	11	2	0	4	12	0	0	0	8	25	1	0	3	3
Pennington,C	.180	44	150	18	27	4	0	2	10	2	1	1	17	37	6	2	0	7
Recker,A	.000	4	11	2	0	0	0	0	0	1	0	1	1	5	0	0	0	0
SEASON TOTAL	.087	9	23	3	2	0	0	1	3	1	0	2	3	7	0	0	1	1
Reddick,J	.226	56	221	28	50	8	2	13	37	1	1	2	23	45	5	1	3	2
Rosales,A	.293	18	41	6	12	1	0	1	4	0	0	0	9	8	0	0	1	0
Smith,S	.215	45	135	21	29	4	0	10	20	0	0	2	13	40	0	0	0	1
Sogard,E	.176	14	34	2	6	1	0	1	3	0	0	0	2	5	1	0	0	1
Suzuki,K	.198	22	81	6	16	2	0	1	6	0	0	1	4	18	0	0	0	1
SEASON TOTAL	.185	34	119	8	22	3	0	2	12	0	1	2	6	24	0	0	1	2
Taylor,M	.222	2	9	1	2	0	0	0	0	0	0	0	3	0	0	0	1	0
Weeks,J	.268	40	142	20	38	7	2	0	3	4	0	1	22	26	4	2	0	3
PITCHERS	.000	57	10	0	0	0	0	0	0	0	0	0	0	6	4	0	0	8
TOTALS	.233	57	1974	253	459	85	8	77	238	12	9	19	205	473	41	11	30	50

PITCHER	ERA	W	L	G	GS	CG	SHO	SV	IP	AB	H	R	ER	HR	HB	BB	SO	WP	AVG
Accardo,J	9.00	0	0	1	0	0	0	0	2.0	9	4	2	2	0	0	0	1	0	.444
SEASON TOTAL	4.34	0	0	13	0	0	0	0	18.2	69	19	10	9	3	0	4	18	0	.275
Anderson,S	4.26	1	1	2	2	0	0	0	12.2	49	14	6	6	1	0	2	9	0	.286
Balfour,G	2.76	2	1	32	0	0	0	4	32.2	116	23	10	3	0	8	32	0	.198	
Blackley,T	5.25	0	3	10	7	0	0	0	36.0	142	37	23	21	5	0	15	20	3	.261
Blevins,J	3.43	2	1	20	0	0	0	0	21.0	74	16	10	8	3	1	11	17	0	.216
Carignan,A	0.00	1	0	4	0	0	0	0	3.1	12	3	0	0	0	0	1	2	0	.250
Chavez,J	11.57	0	0	3	0	0	0	0	2.1	12	5	3	3	0	0	1	3	1	.417
SEASON TOTAL	9.00	1	1	10	1	0	0	0	19.0	83	26	21	19	6	1	6	25	1	.313
Colon,B	4.59	1	4	8	8	0	0	0	49.0	199	59	26	25	5	1	6	32	0	.296
Cook,R	1.95	3	1	30	0	0	0	4	32.1	107	15	8	7	1	1	13	34	2	.140
Doolittle,S	3.77	2	0	13	0	0	0	0	14.1	51	9	6	6	0	0	4	25	0	.176
Figueroa,P	6.30	0	0	9	0	0	0	0	10.0	37	9	8	7	2	0	4	8	0	.243
Fuentes,B	6.00	0	0	10	0	0	0	1	9.0	38	10	6	6	3	0	6	8	0	.263
SEASON TOTAL	5.06	0	0	12	0	0	0	1	10.2	44	11	6	6	3	0	7	11	0	.250
Godfrey,G	6.43	0	1	2	1	0	0	0	7.0	33	11	8	5	3	1	1	4	0	.333
Griffin,A	5.23	0	0	5	5	0	0	0	20.2	84	22	13	12	3	0	8	11	0	.262
McCarthy,B	3.60	3	1	6	6	0	0	0	35.0	133	34	14	14	4	1	10	25	0	.256
Miller,J	1.83	2	0	12	0	0	0	0	19.2	70	13	4	4	2	1	5	21	0	.186
Milone,T	5.12	3	5	10	10	0	0	0	58.0	236	76	34	33	9	3	12	41	1	.322
Neshek,P	1.13	2	0	10	0	0	0	0	8.0	26	2	1	1	1	0	2	3	1	.077
Norberto,J	2.16	1	1	18	0	0	0	0	25.0	85	13	6	6	1	0	12	21	0	.153
Parker,J	2.64	5	2	9	9	0	0	0	58.0	216	55	17	17	2	1	18	44	3	.255
Ross,T	4.12	1	5	10	6	0	0	0	39.1	140	32	21	18	3	4	27	26	1	.229
Scribner,E	0.53	1	0	13	0	0	0	0	17.0	66	15	1	1	0	0	4	10	1	.227
Straily,D	7.90	0	1	3	3	0	0	0	13.2	56	16	13	12	8	0	10	9	0	.286
TOTALS	3.82	30	27	57	57	0	1	9	526.0	1991	493	240	223	59	14	180	406	13	.248

STATS AT NIGHT

BATTER	AVG	G	AB	R	H	2B	3B	HR	RBI	SH	SF	HP	BB	SO	SB	CS	DP	E
Allen,B	.000	3	7	0	0	0	0	0	0	0	0	0	0	5	0	0	0	0
SEASON TOTAL	.063	8	16	2	1	0	0	0	1	0	0	0	2	7	0	0	0	0
Barton,D	.219	30	73	6	16	4	0	1	3	0	0	0	16	21	1	0	1	0
Carter,C	.269	43	145	32	39	11	0	11	30	0	1	0	24	50	0	0	3	3
Cespedes,Y	.280	87	328	48	92	18	4	16	55	0	2	5	30	77	13	3	8	1
Cowgill,C	.244	19	45	7	11	0	0	1	5	0	1	0	8	13	1	3	2	0
Crisp,C	.237	80	312	45	74	15	5	6	25	3	2	0	26	47	26	1	6	2
Donaldson,J	.265	46	162	18	43	11	0	5	26	0	1	2	11	40	3	1	2	10
Drew,S	.244	24	90	9	22	3	0	2	10	0	1	0	11	27	0	1	1	4
SEASON TOTAL	.223	54	188	23	42	8	1	3	21	0	2	0	26	53	0	2	1	6
Gomes,J	.247	63	174	26	43	3	0	11	27	0	1	4	30	70	1	1	1	0
Hicks,B	.175	13	40	6	7	3	0	2	4	0	0	0	5	22	0	0	1	3
Hughes,L	.100	3	10	0	1	0	0	0	0	0	0	0	4	0	0	0	0	3
SEASON TOTAL	.125	5	16	0	2	0	0	0	0	0	0	0	6	0	0	0	0	4
Inge,B	.234	49	188	18	44	8	0	6	38	0	1	0	16	60	0	0	5	6
SEASON TOTAL	.230	54	200	20	46	9	0	7	40	0	1	0	16	65	0	0	5	6
Kaaihue,K	.244	25	78	9	19	6	0	3	10	0	0	1	8	17	1	0	1	1
Kottaras,G	.267	14	45	7	12	1	0	5	12	0	0	0	5	15	0	0	0	1
SEASON TOTAL	.234	47	94	12	22	5	0	6	16	1	0	0	24	27	0	0	0	1
Moss,B	.303	51	165	32	50	10	0	15	34	0	1	3	14	60	0	1	4	2
Norris,D	.231	37	134	12	31	6	1	3	22	0	1	1	13	41	4	1	3	2
Pennington,C	.235	81	268	32	63	14	2	4	18	3	1	1	18	53	9	4	1	4
Recker,A	.200	9	20	1	4	1	0	0	0	0	0	0	3	8	0	0	0	0
SEASON TOTAL	.192	13	26	1	5	2	0	0	1	0	0	0	3	8	0	0	0	0
Reddick,J	.251	100	390	57	98	21	3	19	48	0	3	0	32	106	6	0	12	4
Rosales,A	.172	24	58	6	10	4	0	1	4	0	1	0	2	16	0	0	3	0
Smith,S	.254	80	248	34	63	19	2	4	32	0	3	3	37	58	2	2	4	1
Sogard,E	.162	23	68	6	11	2	1	1	4	1	0	0	3	12	1	0	1	1
Suzuki,K	.227	53	181	13	41	13	0	0	12	2	2	2	5	35	1	0	3	1
SEASON TOTAL	.256	84	289	28	74	17	0	4	31	4	4	3	14	49	2	0	4	3
Taylor,M	.083	4	12	1	1	1	0	0	0	0	0	0	7	0	0	0	0	0
Weeks,J	.199	78	302	34	60	8	6	2	17	5	3	4	28	44	12	3	5	8
PITCHERS	.100	105	10	1	1	0	0	0	2	1	0	0	0	6	0	0	0	4
TOTALS	.241	105	3553	460	856	182	24	118	438	15	25	26	345	914	81	21	67	61

PITCHER	ERA	W	L	G	GS	CG	SHO	SV	IP	AB	H	R	ER	HR	HB	BB	SO	WP	AVG
Anderson,B	1.61	3	1	4	4	0	0	0	22.1	80	15	5	4	0	1	5	16	1	1.88
Balfour,G	2.36	1	1	43	0	0	0	20	42.0	141	18	11	11	1	1	20	40	2	1.28
Blackley,T	3.11	6	1	14	8	0	0	0	66.2	240	54	24	23	5	3	15	49	3	2.25
SEASON TOTAL	3.52	6	1	18	8	0	0	0	71.2	261	61	30	28	5	3	17	51	4	2.34
Blevins,J	2.03	3	0	43	0	0	0	1	44.1	150	29	10	10	4	4	14	37	2	1.93
Carignan,A	7.11	0	1	7	0	0	0	0	6.1	21	5	5	5	0	0	9	6	1	2.38
Chavez,J	36.00	0	0	1	0	0	0	0	1.0	7	4	4	4	1	1	0	0	0	5.71
SEASON TOTAL	12.71	0	0	3	1	0	0	0	5.2	25	8	8	8	1	2	5	5	0	3.20
Colon,B	2.87	9	5	16	16	0	0	0	103.1	406	102	36	33	12	0	17	59	0	2.51
Cook,R	2.20	3	1	41	0	0	0	10	41.0	146	27	10	10	3	3	14	46	2	1.85
De Los San,F	3.00	0	0	6	0	0	0	0	3.0	17	7	2	1	0	0	3	3	1	4.12
Doolittle,S	2.73	0	1	31	0	0	0	1	33.0	125	31	12	10	3	0	7	35	0	2.48
Figueroa,P	0.77	0	0	10	0	0	0	0	11.2	37	7	1	1	0	0	11	6	2	1.89
Fuentes,B	7.31	2	2	16	0	0	0	4	16.0	65	20	13	13	2	1	4	10	2	3.08
SEASON TOTAL	8.38	2	2	20	0	0	0	4	19.1	79	25	18	18	3	1	8	13	2	3.16
Godfrey,G	6.43	0	3	3	3	0	0	0	14.0	49	15	10	10	1	2	9	6	0	3.06
Griffin,A	2.34	7	1	10	10	0	0	0	61.2	230	52	16	16	7	1	11	53	0	2.26
McCarthy,B	3.08	5	5	12	12	0	0	0	76.0	297	81	30	26	6	5	14	48	0	2.73
Miller,J	3.10	0	1	21	0	0	0	0	29.0	110	26	11	10	4	2	22	23	1	2.36
Milone,T	3.14	10	5	21	21	1	0	0	132.0	509	131	56	46	15	1	24	96	1	2.57
Neshek,P	1.54	0	1	14	0	0	0	0	11.2	42	8	2	2	2	1	4	13	0	1.90
Norberto,J	3.33	3	0	21	0	0	0	1	27.0	100	24	11	10	4	1	10	25	1	2.40
Parker,J	3.87	8	6	20	20	0	0	0	123.1	454	111	54	53	9	2	45	96	7	2.44
Ross,T	9.26	1	6	8	7	0	0	0	34.0	154	64	35	35	4	1	10	20	1	4.16
Scribner,E	4.42	1	0	17	0	0	0	1	18.1	70	15	10	9	2	0	8	20	0	2.14
Straily,D	1.75	2	0	4	4	0	0	0	25.2	96	20	6	5	3	2	6	23	0	2.08
Thompson,R	0.00	0	0	1	0	0	0	0	0.2	3	1	0	0	0	0	0	0	0	3.33
TOTALS	3.30	64	41	105	105	1	12	38	944.0	3549	867	374	346	88	32	282	730	27	2.44

REVIEW

STATS VS. LEFT-HANDERS

BATTER	AVG	G	AB	R	H	2B	3B	HR	RBI	SH	SF	HP	BB	SO	SB	CS	DP	SLG	OBP
Barton,D	.188	21	32	4	6	2	0	0	4	0	0	1	4	9	0	0	0	.250	.297
Carter,C	.241	43	83	17	20	6	0	5	17	0	2	0	24	26	0	0	2	.494	.404
Cespedes,Y	.298	69	151	30	45	6	2	7	25	0	0	1	11	24	6	2	2	.503	.350
Cowgill,C	.318	21	44	4	14	2	0	1	3	0	0	0	7	11	0	2	1	.432	.412
Crisp,C	.248	74	157	19	39	10	1	3	11	2	1	0	12	30	6	4	7	.382	.300
Donaldson,J	.229	45	83	14	19	4	0	4	10	0	0	2	4	15	0	1	2	.422	.281
Drew,S	.204	26	49	5	10	1	0	1	3	0	2	0	4	16	0	0	0	.286	.255
SEASON TOTAL	.198	49	86	8	17	3	0	2	8	0	2	0	8	27	0	0	0	.302	.260
Gomes,J	.299	75	164	31	49	10	0	11	26	0	0	5	27	58	2	0	1	.561	.413
Hicks,B	.159	20	44	3	7	2	0	3	3	0	0	0	5	21	1	0	1	.409	.245
Hughes,L	.333	1	3	0	1	0	0	0	0	0	0	0	0	1	0	0	0	.333	.333
SEASON TOTAL	.222	4	9	0	2	0	0	0	1	0	1	0	0	3	0	0	0	.222	.200
Inge,B	.216	48	102	13	22	5	0	5	20	0	1	1	10	32	0	1	2	.412	.289
SEASON TOTAL	.209	55	115	15	24	6	0	6	22	0	1	1	10	35	0	1	2	.417	.276
Kaaihue,K	.297	18	37	2	11	3	0	1	4	0	0	0	2	10	1	0	0	.459	.333
Kottaras,G	.294	14	17	1	5	0	1	0	4	0	0	0	3	4	0	0	1	.412	.400
SEASON TOTAL	.231	24	26	2	6	0	1	0	4	1	0	0	9	6	0	0	1	.308	.429
Moss,B	.293	39	58	10	17	2	0	2	8	0	0	0	4	15	1	0	0	.431	.339
Norris,D	.209	43	86	5	18	4	1	2	15	0	0	1	6	25	1	1	3	.349	.269
Pennington,C	.168	63	107	6	18	3	1	0	6	1	0	0	5	30	0	3	0	.215	.205
Recker,A	.000	5	8	1	0	0	0	0	0	0	0	0	2	5	0	0	0	.000	.200
SEASON TOTAL	.063	11	16	2	1	0	0	1	1	0	0	0	2	7	0	0	0	.250	.167
Reddick,J	.237	107	224	27	53	13	2	12	34	1	1	2	11	56	2	0	6	.473	.277
Rosales,A	.219	29	64	5	14	2	0	1	3	0	1	0	4	19	0	0	3	.297	.261
Smith,S	.157	53	70	9	11	2	0	2	8	0	1	1	8	20	0	0	1	.271	.250
Sogard,E	.200	13	20	1	4	1	0	0	1	0	0	0	0	6	2	0	0	.250	.200
Suzuki,K	.233	33	73	5	17	7	0	1	7	0	0	0	3	18	0	0	1	.370	.263
SEASON TOTAL	.242	49	95	8	23	8	0	1	9	1	1	0	4	19	0	0	1	.358	.270
Taylor,M	.083	4	12	1	1	0	0	0	0	0	0	0	0	6	0	0	1	.083	.083
Weeks,J	.232	69	151	21	35	5	5	1	6	0	0	0	19	25	6	2	2	.351	.318
PITCHERS	.000	5	0	0	0	0	0	0	0	0	0	0	0	3	0	0	0	.000	.000
TOTALS	.236	1844	234	436	90	13	62	218	4	9	14	175	485	28	16	36	.400	.306	

PITCHER	AVG	AB	H	HR	HB	BB	SO
Accardo,J	.000	1	0	0	0	0	1
Anderson,B	.219	32	7	0	0	2	3
Balfour,G	.157	134	21	1	0	16	40
Blackley,T	.231	108	25	2	2	4	20
Blevins,J	.182	110	20	4	3	7	30
Carignan,A	.273	11	3	0	0	4	2
Chavez,J	.600	5	3	0	1	0	1
Colon,B	.274	325	89	14	0	21	55
Cook,R	.171	117	20	3	1	15	35
De Los San,F	.250	4	1	0	0	1	2
Doolittle,S	.286	63	18	1	0	3	18
Figueroa,P	.179	28	5	0	0	2	8
Fuentes,B	.265	34	9	1	1	3	6
Godfrey,G	.333	51	17	2	2	7	6
Griffin,A	.245	163	40	5	1	7	37
McCarthy,B	.288	222	64	6	4	15	33
Miller,J	.136	81	11	3	2	9	20
Milone,T	.263	194	51	9	2	15	43
Neshek,P	.333	15	5	2	0	1	1
Norberto,J	.225	71	16	2	1	9	20
Parker,J	.247	348	86	7	1	35	72
Ross,T	.356	149	53	4	3	25	22
Scribner,E	.278	54	15	2	0	8	14
Straily,D	.271	59	16	7	0	13	11
Thompson,R	1.000	1	1	0	0	0	0
TOTALS	.250	2380	596	75	24	222	500

STATS VS. RIGHT-HANDERS

BATTER	AVG	G	AB	R	H	2B	3B	HR	RBI	SH	SF	HP	BB	SO	SB	CS	DP	SLG	OBP
Allen,B	.000	3	7	0	0	0	0	0	0	0	0	0	5	0	0	0	0	.000	.000
SEASON TOTAL	.100	10	20	3	2	0	0	1	3	0	0	0	2	9	0	0	0	.250	.182
Barton,D	.210	42	81	4	17	5	0	1	2	0	0	0	18	23	1	0	1	.309	.354
Carter,C	.237	59	135	21	32	6	0	11	22	0	1	0	15	57	0	0	2	.526	.311
Cespedes,Y	.289	120	336	40	97	19	3	16	57	0	3	6	32	78	10	2	7	.506	.358
Cowgill,C	.233	33	60	6	14	0	0	0	6	0	1	0	4	16	3	2	2	.233	.277
Crisp,C	.265	108	298	49	79	15	6	8	35	4	1	0	33	34	33	0	2	.436	.337
Donaldson,J	.246	72	191	20	47	12	0	5	23	0	1	3	10	46	4	0	4	.387	.293
Drew,S	.272	36	103	16	28	4	0	4	13	0	0	0	14	25	1	1	1	.427	.359
SEASON TOTAL	.234	74	201	30	47	10	1	5	20	0	1	0	29	49	1	2	2	.368	.329
Gomes,J	.209	73	115	15	24	0	0	7	21	1	1	3	17	46	1	1	1	.391	.324
Hicks,B	.200	14	20	5	4	3	0	0	4	0	0	0	1	10	0	0	0	.350	.238
Hughes,L	.000	4	10	0	0	0	0	0	0	0	0	0	0	5	0	0	0	.000	.000
SEASON TOTAL	.071	6	14	0	1	0	0	0	1	0	0	0	0	7	1	0	0	.071	.071
Inge,B	.232	70	181	18	42	8	0	6	32	0	2	0	14	53	0	0	0	.6376	.284
SEASON TOTAL	.223	75	188	18	42	8	0	6	32	0	2	0	14	56	0	0	0	.6362	.275
Kaaihue,K	.209	38	91	11	19	6	0	3	10	0	0	1	8	18	0	0	0	.6374	.280
Kottaras,G	.191	27	68	9	13	2	0	6	15	0	0	0	5	20	0	0	0	1.485	.247
SEASON TOTAL	.207	82	145	18	30	6	0	9	27	0	0	0	28	42	0	0	0	3.434	.335
Moss,B	.290	82	207	38	60	16	0	19	44	0	2	3	22	75	0	1	5	.643	.363
Norris,D	.195	56	123	14	24	4	0	5	19	0	1	0	15	41	4	0	0	3.350	.281
Pennington,C	.232	120	311	44	72	15	1	6	22	4	2	2	30	60	15	3	1	344	.301
Recker,A	.174	11	23	2	4	1	0	0	0	1	0	1	2	8	0	0	0	.217	.269
SEASON TOTAL	.182	17	33	2	6	2	0	0	3	1	0	2	4	8	0	0	0	1.242	.308
Reddick,J	.245	142	387	58	95	16	3	20	51	0	3	0	44	95	9	1	9	.457	.320
Rosales,A	.229	29	35	7	8	3	0	1	5	0	0	0	7	5	0	0	0	1.400	.357
Smith,S	.259	122	313	46	81	21	2	12	44	0	2	4	42	78	2	2	3	.454	.352
Sogard,E	.159	36	82	7	13	2	1	2	6	1	0	0	5	11	0	0	0	1.280	.207
Suzuki,K	.212	66	189	14	40	8	0	0	11	2	2	3	6	35	1	0	2	.254	.245
SEASON TOTAL	.233	108	313	28	73	12	0	5	34	3	4	5	16	54	2	0	0	4.319	.278
Taylor,M	.222	5	9	1	2	1	0	0	0	0	0	0	4	0	0	0	0	0.333	.222
Weeks,J	.215	109	293	33	63	10	3	1	14	9	3	5	31	45	10	3	3	.280	.298
PITCHERS	.067	15	1	1	0	0	0	2	1	0	0	0	9	0	0	0	0	0.067	.067
TOTALS	.239	3683	479	879	177	19	133	458	23	25	31	375	902	94	16	61	.405	.312	

PITCHER	AVG	AB	H	HR	HB	BB	SO
Accardo,J	.500	8	4	0	0	0	0
Anderson,B	.227	97	22	1	1	5	22
Balfour,G	.163	123	20	3	1	12	32
Blackley,T	.241	274	66	8	1	26	49
Blevins,J	.219	114	25	3	2	18	24
Carignan,A	.227	22	5	0	0	6	6
Chavez,J	.429	14	6	1	0	1	2
Colon,B	.257	280	72	3	1	2	36
Cook,R	.162	136	22	1	3	12	45
De Los San,F	.462	13	6	0	0	2	1
Doolittle,S	.195	113	22	2	0	8	42
Figuerola,P	.239	46	11	2	0	13	6
Fuentes,B	.304	69	21	4	0	7	12
Godfrey,G	.290	31	9	2	1	3	4
Griffin,A	.225	151	34	5	0	12	27
McCarthy,B	.245	208	51	4	2	9	40
Miller,J	.283	99	28	3	1	18	24
Milone,T	.283	551	156	15	2	21	94
Neshek,P	.094	53	5	1	1	5	15
Norberto,J	.184	114	21	3	0	13	26
Parker,J	.248	322	80	4	2	28	68
Ross,T	.297	145	43	3	2	12	24
Scribner,E	.183	82	15	0	0	4	16
Straily,D	.215	93	20	4	2	3	21
Thompson,R	.000	2	0	0	0	0	0
TOTALS	.242	3160	764	72	22	240	636

FINAL STANDINGS

A.L. EAST	LAST 10											
	WON	LOST	PCT.	GB	GAMES	STREAK	HOME	ROAD	vs EAST	vs CENT	vs WEST	vs N.L.
New York	95	67	.586	-	7-3	Won 4	51-30	44-37	41-31	21-16	20-15	13-5
Baltimore	93	69	.574	2	6-4	Lost 1	47-34	46-35	43-29	23-15	16-18	11-7
Tampa Bay	90	72	.556	5	8-2	Won 1	46-35	44-37	41-31	16-18	24-14	9-9
Toronto	73	89	.451	22	7-3	Won 3	41-40	32-49	29-43	21-16	14-21	9-9
Boston	69	93	.426	26	1-9	Lost 8	34-47	35-46	26-46	24-16	8-24	11-7

A.L. CENTRAL	LAST 10											
	WON	LOST	PCT.	GB	GAMES	STREAK	HOME	ROAD	vs EAST	vs CENT	vs WEST	vs N.L.
Detroit	88	74	.543	-	8-2	Won 1	50-31	38-43	21-18	43-29	13-20	11-7
Chicago	85	77	.525	3	4-6	Won 1	45-36	40-41	19-21	37-35	20-12	9-9
Kansas City	72	90	.444	16	2-8	Lost 1	37-44	35-46	16-21	34-38	14-21	8-10
Cleveland	68	94	.420	20	6-4	Lost 1	37-44	31-50	14-22	31-41	15-21	8-10
Minnesota	66	96	.407	22	3-7	Lost 5	31-50	35-46	11-23	35-37	11-27	9-9

A.L. WEST	LAST 10											
	WON	LOST	PCT.	GB	GAMES	STREAK	HOME	ROAD	vs EAST	vs CENT	vs WEST	vs N.L.
Oakland	94	68	.580	-	8-2	Won 6	50-31	44-37	28-18	23-18	33-24	10-8
Texas	93	69	.574	1	3-7	Lost 3	50-31	43-38	24-16	28-19	27-30	14-4
Los Angeles	89	73	.549	5	6-4	Lost 2	46-35	43-38	22-20	25-20	30-27	12-6
Seattle	75	87	.463	19	3-7	Won 2	40-41	35-46	18-28	25-16	24-33	8-10

N.L. EAST	LAST 10											
	WON	LOST	PCT.	GB	GAMES	STREAK	HOME	ROAD	vs EAST	vs CENT	vs WEST	vs A.L.
Washington	98	64	.605	-	6-4	Won 2	50-31	48-33	42-30	29-13	17-13	10-8
Atlanta	94	68	.580	4	7-3	Won 1	48-33	46-35	46-26	19-19	21-13	8-10
Philadelphia	81	81	.500	17	4-6	Lost 2	40-41	41-40	33-39	24-16	19-16	5-10
New York	74	88	.457	24	5-5	Won 1	36-45	38-43	32-40	17-22	17-19	8-7
Miami	69	93	.426	29	3-7	Lost 1	38-43	31-50	27-45	18-20	19-15	5-13

N.L. CENTRAL	LAST 10											
	WON	LOST	PCT.	GB	GAMES	STREAK	HOME	ROAD	vs EAST	vs CENT	vs WEST	vs A.L.
Cincinnati	97	65	.599	-	5-5	Lost 1	50-31	47-34	19-15	49-30	22-12	7-8
St. Louis	88	74	.543	9	7-3	Won 1	50-31	38-43	14-20	45-32	21-15	8-7
Milwaukee	83	79	.512	14	4-6	Lost 1	49-32	34-47	15-19	45-34	17-17	6-9
Pittsburgh	79	83	.488	18	4-6	Lost 1	45-36	34-47	17-14	39-42	13-19	10-8
Chicago	61	101	.377	36	2-8	Won 1	38-43	23-58	13-19	31-50	12-22	5-10
Houston	55	107	.340	42	5-5	Lost 1	35-46	20-61	12-20	29-50	8-28	6-9

N.L. WEST	LAST 10											
	WON	LOST	PCT.	GB	GAMES	STREAK	HOME	ROAD	vs EAST	vs CENT	vs WEST	vs A.L.
San Francisco	94	68	.580	-	5-5	Lost 1	48-33	46-35	15-19	27-14	45-27	7-8
Los Angeles	86	76	.531	8	8-2	Won 1	45-36	41-40	20-12	25-18	35-37	6-9
Arizona	81	81	.500	13	4-6	Lost 1	41-40	40-41	14-20	20-21	38-34	9-6
San Diego	76	86	.469	18	4-6	Won 1	42-39	34-47	12-20	22-21	34-38	8-7
Colorado	64	98	.395	30	6-4	Won 1	35-46	29-52	15-22	19-19	28-44	2-13

A.L. WILD CARD	WON	LOST	PCT.	GB	N.L. WILD CARD	WON	LOST	PCT.	GB
Baltimore	93	69	.574	-	Atlanta	94	68	.580	-
Texas	93	69	.574	-	St. Louis	88	74	.543	-
Tampa Bay	90	72	.556	3	Los Angeles	86	76	.531	2
Los Angeles	89	73	.549	4	Milwaukee	83	79	.512	5
Chicago	85	77	.525	8	Arizona	81	81	.500	7
					Philadelphia	81	81	.500	7

MAJOR LEAGUE ATTENDANCE

CLUB	AMERICAN				LEAGUE		ROAD		DATES
	TOTAL	AVERAGE	DATES	GAMES	SEASON	HIGH	TOTAL	AVERAGE	
New York	3,542,406	43,733	81	(81)	49,573	28-Jul	2,766,502	34,154	81
Texas	3,460,280	42,720	81	(81)	49,197	28-Apr	2,256,784	28,210	80
Los Angeles	3,061,770	37,800	81	(81)	44,548	22-Jun	2,497,339	30,831	81
Boston	3,043,003	37,568	81	(81)	38,416	7-Aug	2,514,090	31,038	81
Detroit	3,028,033	37,383	81	(81)	45,027	5-Apr	2,473,687	30,539	81
Minnesota	2,776,354	34,276	81	(81)	39,512	11-Aug	2,264,492	28,306	80
Baltimore	2,102,240	26,611	79	(81)	46,773	6-Apr	2,393,520	29,550	81
Toronto	2,099,663	25,922	81	(81)	48,473	9-Apr	2,326,019	29,075	80
Chicago	1,965,955	24,271	81	(81)	38,676	13-Apr	2,428,679	29,984	81
Kansas City	1,739,859	21,748	80	(81)	40,230	13-Apr	2,223,264	27,448	81
Seattle	1,721,920	21,258	81	(81)	46,026	13-Apr	2,289,275	28,263	81
Oakland	1,679,013	20,729	81	(81)	44,227	28-Mar	2,428,269	29,979	81
Cleveland	1,603,596	19,797	81	(81)	43,190	5-Apr	2,291,136	28,286	81
Tampa Bay	1,559,681	19,255	81	(81)	34,078	6-Apr	2,462,698	30,404	81
Totals	33,383,773	29,517	1131	1134			33,615,754	29,722	1131

CLUB	NATIONAL				LEAGUE		ROAD		DATES
	TOTAL	AVERAGE	DATES	GAMES	SEASON	HIGH	TOTAL	AVERAGE	
Philadelphia	3,565,718	44,021	81	(81)	45,989	21-Jul	2,571,744	31,750	81
San Francisco	3,377,371	41,696	81	(81)	42,664	26-Jun	2,631,177	32,890	80
Los Angeles	3,324,246	41,040	81	(81)	56,000	10-Apr	2,611,207	32,640	80
St. Louis	3,262,109	40,273	81	(81)	46,882	13-Apr	2,546,394	31,437	81
Chicago	2,882,756	35,590	81	(81)	42,292	14-Jun	2,631,341	32,486	81
Milwaukee	2,831,385	34,955	81	(81)	46,086	6-Apr	2,476,986	30,580	81
Colorado	2,630,458	32,475	81	(81)	49,282	9-Apr	2,584,080	32,301	80
Atlanta	2,420,171	29,879	81	(81)	51,910	28-Sep	2,586,832	31,936	81
Washington	2,370,794	30,010	79	(81)	42,662	18-Aug	2,682,467	33,117	81
Cincinnati	2,347,251	28,978	81	(81)	42,956	5-Apr	2,493,514	30,784	81
New York	2,242,803	28,035	80	(81)	42,516	3-Jul	2,731,369	33,721	81
Miami	2,219,444	27,401	81	(81)	36,711	25-Jul	2,478,929	30,987	80
Arizona	2,177,617	26,884	81	(81)	49,130	6-Apr	2,615,678	32,292	81
San Diego	2,123,721	26,219	81	(81)	43,427	19-May	2,545,222	31,422	81
Pittsburgh	2,091,918	26,149	80	(81)	39,585	5-Apr	2,535,930	31,308	81
Houston	1,607,733	19,849	81	(81)	43,464	6-Apr	2,520,644	31,119	81
Totals	41,475,495	32,102	1292	1296			41,243,514	31,922	1292

Grand Totals	74,859,268	30,895	2423	243		0	74,859,268	30,895	2423
---------------------	-------------------	---------------	-------------	------------	--	----------	-------------------	---------------	-------------

POSTSEASON RESULTS

AMERICAN LEAGUE WILD CARD GAME

Baltimore 5, Texas 1

NATIONAL LEAGUE WILD CARD GAME

St. Louis 6, Atlanta 3

AMERICAN LEAGUE DIVISION SERIES

Detroit defeated Oakland, 3 games to 2
New York defeated Baltimore, 3 games to 2

NATIONAL LEAGUE DIVISION SERIES

San Francisco defeated Cincinnati, 3 games to 2
St. Louis defeated Washington, 3 games to 2

AMERICAN LEAGUE CHAMPIONSHIP SERIES

Detroit defeated New York, 4 games to 0

NATIONAL LEAGUE CHAMPIONSHIP SERIES

San Francisco defeated St. Louis, 4 games to 3

WORLD SERIES

San Francisco defeated Detroit, 4 games to 0

AL TEAM LEADERS

CLUB BATTING

CLUB	AVG	G	AB	R	H	TB	2B	3B	HR	RBI	SH	SF	HP	BB	IBB	SO	SB	CS	GI		
																			DP	SLG	OBP
Los Angeles	.274	162	5536	767	1518	2396	273	22	187	732	47	41	47	449	29	1113	134	33	138	.433	.332
Texas	.273	162	5590	808	1526	2493	303	32	200	780	36	53	57	478	44	1103	91	44	121	.446	.334
Detroit	.268	162	5476	726	1467	2313	279	39	163	698	36	39	57	511	46	1103	59	23	156	.422	.335
Kansas City	.265	162	5636	676	1492	2254	295	37	131	643	26	41	42	404	35	1032	132	38	130	.400	.317
New York	.265	162	5524	804	1462	2503	280	13	245	774	31	49	62	565	31	1176	93	27	136	.453	.337
Boston	.260	162	5604	734	1459	2325	339	16	165	695	34	55	45	428	27	1197	97	31	105	.415	.315
Minnesota	.260	162	5562	701	1448	2171	270	30	131	667	33	56	53	505	28	1069	135	37	149	.390	.325
Chicago	.255	162	5518	748	1409	2328	228	29	211	726	31	36	65	461	24	1203	109	43	112	.422	.318
Cleveland	.251	162	5525	667	1385	2107	266	24	136	635	17	39	59	555	28	1087	110	44	141	.381	.324
Baltimore	.247	162	5560	712	1375	2319	270	16	214	677	38	30	50	480	24	1315	58	29	152	.417	.311
Toronto	.245	162	5487	716	1346	2231	247	22	198	677	33	45	55	473	29	1251	123	41	109	.407	.309
Tampa Bay	.240	162	5398	697	1293	2128	250	30	175	665	34	42	58	571	26	1323	134	44	133	.394	.317
Oakland	.238	162	5527	713	1315	2231	267	32	195	676	27	34	45	550	29	1387	122	32	97	.404	.310
Seattle	.234	162	5494	619	1285	2027	241	27	149	584	32	35	30	466	21	1259	104	35	95	.369	.296
Totals	.255	77437	19780	3808	2500	455	725	421	1501	1774	320	1134	10088	31826	369	9629	595	6896	16618	501	.411

CLUB PITCHING

CLUB	W	L	ERA	G	CG	SHO	SV	IP	H	R	ER	HR	HB	BB	IBB	SO	WP	BK	AVG
Tampa Bay	90	72	3.19	162	7	15	50	1459.2	1233	577	518	139	54	469	35	1383	59	4	.228
Oakland	94	68	3.48	162	1	13	47	1470.0	1360	614	569	147	46	462	34	1136	40	5	.245
Detroit	88	74	3.75	162	9	8	40	1430.2	1409	670	596	151	42	438	35	1318	46	6	.256
Seattle	75	87	3.76	162	8	11	43	1456.2	1359	651	608	166	49	449	39	1166	61	5	.248
New York	95	67	3.85	162	6	9	51	1445.1	1401	668	618	190	49	431	32	1318	53	9	.253
Baltimore	93	69	3.90	162	1	10	55	1483.0	1433	705	642	184	53	481	36	1177	34	6	.252
Texas	93	69	3.99	162	7	10	43	1442.0	1378	707	639	175	41	446	15	1286	53	8	.250
Los Angeles	89	73	4.02	162	6	16	38	1433.1	1339	699	640	186	40	483	20	1157	38	2	.246
Chicago	85	77	4.02	162	6	11	37	1445.2	1365	676	646	186	68	503	29	1246	66	9	.250
Kansas City	72	90	4.30	162	2	12	44	1451.1	1504	746	693	163	60	542	44	1177	49	8	.270
Toronto	73	89	4.64	162	5	11	29	1443.2	1439	784	745	204	55	574	20	1142	56	7	.261
Boston	69	93	4.70	162	6	4	35	1443.0	1449	806	754	190	66	529	33	1176	42	11	.262
Minnesota	66	96	4.77	162	3	6	35	1438.2	1536	832	762	198	57	465	43	943	60	2	.274
Cleveland	68	94	4.78	162	2	6	43	1442.0	1503	845	766	174	55	543	27	1086	67	6	.268
Totals	1150	1118	4.08	1134	69	142	590	20285.0	19708	9980	9196	2453	735	6815	44216711	724	88	255	

CLUB FIELDING

CLUB	PCT	G	PO	A	E	TC	DP	TP	PB
Chicago	.988	162	4337	1578	70	5985	154	0	9
Seattle	.988	162	4370	1570	72	6012	155	0	20
New York	.987	162	4336	1471	74	5881	135	0	17
Texas	.986	162	4326	1496	85	5907	136	0	13
Cleveland	.984	162	4326	1665	96	6087	157	0	13
Toronto	.984	162	4331	1737	101	6169	167	1	15
Los Angeles	.984	162	4300	1578	98	5976	141	0	11
Boston	.983	162	4329	1687	101	6117	159	0	11
Detroit	.983	162	4292	1481	99	5872	127	0	14
Baltimore	.983	162	4449	1680	106	6235	151	0	10
Minnesota	.983	162	4316	1784	107	6207	188	0	8
Oakland	.982	162	4410	1568	111	6089	135	1	12
Kansas City	.981	162	4354	1624	113	6091	171	0	11
Tampa Bay	.981	162	4379	1641	114	6134	155	0	6
Totals	.984	1134	60855	22560	1347	84762	2131	2	170

CLUB MISCELLANEOUS

NOTE: "V.LHS/RHS" IS THE CLUB RECORD IN GAMES STARTED BY LEFT OR RIGHT HANDED PITCHERS, NOT NECESSARILY VERSUS THAT INDIVIDUAL PITCHER.

CLUB	DOUBLEHEADERS											ATTENDANCE	
	VS LHS	VS RHS	GRASS	ARTIF	DAY	NIGHT	1-RUN	X-INN	W	L	S	HOME	ROAD
Baltimore	26-18	67-51	85-59	8-10	30-15	63-54	29-9	16-2	0	0	2	2,102,240	2,393,520
Boston	26-25	43-68	59-85	10-8	21-25	48-68	17-22	2-10	0	0	0	3,043,003	2,514,090
Chicago	23-24	62-53	79-76	6-1	31-23	54-54	26-21	5-9	0	0	0	1,965,955	2,428,679
Cleveland	18-35	50-59	65-90	3-4	22-34	46-60	24-12	5-8	0	0	0	1,603,596	2,291,136
Detroit	26-25	62-49	84-71	4-3	38-26	50-48	21-27	4-5	0	0	0	3,028,033	2,473,687
Kansas City	24-28	48-62	69-86	3-4	16-36	56-54	27-26	8-7	0	1	0	1,739,859	2,223,264
Los Angeles	27-22	62-51	87-68	2-5	25-25	64-48	18-18	3-4	0	0	0	3,061,770	2,497,339
Minnesota	22-29	44-67	65-91	1-5	20-37	46-59	26-28	8-5	1	0	0	2,776,354	2,264,492
New York	37-24	58-43	89-55	6-12	33-20	62-47	22-25	6-3	0	0	0	3,542,406	2,766,502
Oakland	30-29	64-39	87-64	7-4	30-27	64-41	25-18	11-5	0	0	0	1,679,013	2,428,269
Seattle	25-32	50-55	69-78	6-9	23-30	52-57	25-28	5-10	0	0	0	1,721,920	2,289,275
Tampa Bay	27-23	63-49	38-34	52-38	30-24	60-48	21-27	5-7	0	0	0	1,559,681	2,462,698
Texas	28-19	65-50	89-64	4-5	26-15	67-54	24-22	8-5	0	0	1	3,460,280	2,256,784
Toronto	21-27	52-62	31-41	42-48	29-30	44-59	15-25	7-6	0	0	1	2,099,663	2,326,019

REVIEW

CLUB RANK BATTING

CLUB	AVG	G	AB	R	H	TB	2B	3B	HR	RBI	SH	SF	HP	BB	IBB	SO	SB	CS	GI		
																			DP	SL	GOPB
Baltimore	10	1	5	9	10	6	7	12	2	7	2	14	9	7	12	12	14	3	13	6	11
Boston	6	1	2	5	6	5	1	12	9	6	5	2	11	13	10	8	10	4	3	7	10
Chicago	8	1	10	4	8	4	14	7	3	4	10	11	1	11	12	9	8	11	5	5	7
Cleveland	9	1	8	13	9	13	10	9	12	13	14	9	3	3	8	3	7	12	11	13	6
Detroit	3	1	13	6	4	7	5	1	10	5	3	9	5	5	1	4	13	1	14	4	2
Kansas City	4	1	1	12	3	8	3	2	13	12	13	7	13	14	3	1	4	9	7	10	9
Los Angeles	1	1	6	3	2	3	6	10	7	3	1	7	10	12	5	6	2	6	10	3	4
Minnesota	7	1	4	10	7	11	7	5	13	10	7	1	8	6	8	2	1	8	12	12	5
New York	5	1	9	2	5	1	4	14	1	2	10	4	2	2	4	7	11	2	9	1	1
Oakland	13	1	7	8	12	9	9	3	6	9	12	13	11	4	5	14	6	5	2	9	12
Seattle	14	1	11	14	14	14	13	8	11	14	9	12	14	10	14	11	9	7	1	14	14
Tampa Bay	12	1	14	11	13	12	11	5	8	11	5	6	4	1	11	13	2	12	8	11	8
Texas	2	1	3	1	1	2	2	3	4	1	3	3	5	8	2	4	12	12	6	2	3
Toronto	11	1	12	7	11	9	12	10	5	7	7	5	7	9	5	10	5	10	4	8	13

CLUB RANK PITCHING

CLUB	W	L	ERA	G	CG	SHO	SV	IP	H	TBF	R	ER	HR	SH	SF	HB	BB	IBB	SO	WP	BK
Boston	12	3	12	1	5	14	12	9	11	9	12	12	11	5	14	13	11	7	8	4	14
Chicago	8	7	9	1	5	5	11	6	5	7	6	9	9	2	2	14	10	5	5	13	12
Cleveland	13	2	14	1	11	12	6	10	12	14	14	14	6	3	13	9	13	4	13	14	6
Detroit	7	8	3	1	1	11	9	14	8	3	5	3	3	9	4	3	2	9	2	5	6
Kansas City	11	4	10	1	11	4	5	5	13	12	10	10	4	14	8	12	14	6	6	10	
Los Angeles	6	9	8	1	5	1	10	13	2	2	7	7	9	7	9	1	9	2	10	2	1
Minnesota	14	1	13	1	10	12	12	14	10	13	13	13	10	12	11	6	13	14	11	1	
New York	1	14	5	1	5	10	2	7	7	6	4	5	11	7	1	5	1	6	2	7	12
Oakland	2	13	2	1	13	3	4	2	4	8	2	2	2	13	11	4	5	8	12	3	4
Seattle	9	6	4	1	2	5	6	4	3	4	3	4	5	11	9	5	4	12	9	12	4
Tampa Bay	5	10	1	1	3	2	3	3	1	1	1	1	1	4	2	8	7	9	1	10	3
Texas	3	11	7	1	3	8	6	10	6	5	9	6	7	1	7	2	3	1	4	7	10
Toronto	10	5	11	1	9	5	14	8	10	11	11	11	14	11	4	9	14	2	11	9	9

AL BATTING LEADERS

BATTING AVERAGE			HOME RUNS			RUNS BATTED IN			MULTI HIT GAMES			
.330	Cabrera,M	DET	44	Cabrera,M	DET	139	Cabrera,M	DET	64	Cabrera,M	DET	
.326	Trout,M	LAA	43	Granderson,C	NY	128	Hamilton,J	TEX	64	Jeter,D	NY	
.321	Beltre,A	TEX	43	Hamilton,J	TEX	110	Encarnacio,E	TOR	60	Gordon,A	KC	
.319	Mauer,J	MIN	42	Encarnacio,E	TOR	110	Willingham,J	MIN	60	Cano,R	NY	
.316	Jeter,D	NY	41	Dunn,A	CWS	108	Fielder,P	DET	56	Trout,M	LAA	
.313	Fielder,P	DET	36	Beltre,A	TEX	107	Butler,B	KC	56	Rios,A	CWS	
.313	Hunter,T	LAA	35	Willingham,J	MIN	106	Granderson,C	NY	56	Beltre,A	TEX	
.313	Butler,B	KC	35	Davis,C	BAL	105	Pujols,A	LAA	55	Butler,B	KC	
.313	Cano,R	NY	33	Cano,R	NY	102	Beltre,A	TEX	54	Fielder,P	DET	
.304	Murphy,D	TEX	32	3 players tied			96	Dunn,A	CWS	54	Pujols,A	LAA

RUNS			HITS			TOTAL BASES			GRAND SLAMS		
129	Trout,M	LAA	216	Jeter,D	NY	377	Cabrera,M	DET	3	Swisher,N	NY
109	Cabrera,M	DET	205	Cabrera,M	DET	345	Cano,R	NY	2	Joyce,M	TB
105	Kinsler,I	TEX	196	Cano,R	NY	339	Beltre,A	TEX	2	Granderson,C	NY
105	Cano,R	NY	194	Beltre,A	TEX	327	Jones,A	BAL	2	Youkilis,K	CWS
103	Jackson,A	DET	192	Butler,B	KC	324	Hamilton,J	TEX	2	Cano,R	NY
103	Jones,A	BAL	189	Gordon,A	KC	315	Trout,M	LAA	2	Inge,B	OAK
103	Hamilton,J	TEX	186	Jones,A	BAL	313	Butler,B	KC	2	Cruz,N	TEX
102	Granderson,C	NY	184	Rios,A	CWS	313	Pujols,A	LAA	1	32 players tied	
99	Jeter,D	NY	182	Trout,M	LAA	312	Rios,A	CWS			
95	Beltre,A	TEX	182	Fielder,P	DET	307	Fielder,P	DET			

DOUBLES			TRIPLES			STOLEN BASES			HITTING STREAKS			
51	Gordon,A	KC	10	Jackson,A	DET	49	Trout,M	LAA	23	Cano,R	NY	
50	Pujols,A	LAA	9	Andrus,E	TEX	46	Davis,R	TOR		24-Jun - 20-Jul		
48	Cano,R	NY	8	Trout,M	LAA	40	Revere,B	MIN	22	Brantley,M	CLE	
45	Cruz,N	TEX	8	Weeks,J	OAK	39	Crisp,C	OAK		20-May - 15-Jun		
43	Choo,S	CLE	8	Rios,A	CWS	35	Escobar,A	KC	21	Revere,B	MIN	
42	Kinsler,I	TEX	7	Jennings,D	TB	31	Kipnis,J	CLE		16-Jul - 7-Aug		
40	Cabrera,M	DET	7	Zobrist,B	TB	31	Jennings,D	TB	20	Jones,A	BAL	
39	Pedroia,D	BOS	7	Escobar,A	KC	31	Upton,B	TB		10-May - 29-May		
39	Zobrist,B	TB	7	Crisp,C	OAK	30	Dyson,J	KC	19	Jeter,D	NY	
39	Jones,A	BAL	6	4 players tied			29	Suzuki,I	NY		4-Sep - 25-Sep	

WALKS			ON BASE PERCENTAGE			SLUGGING PERCENTAGE			EXTRA BASE HITS		
105	Dunn,A	CWS	.416	Mauer,J	MIN	.606	Cabrera,M	DET	84	Cabrera,M	DET
97	Zobrist,B	TB	.412	Fielder,P	DET	.577	Hamilton,J	TEX	82	Cano,R	NY
91	Santana,C	CLE	.399	Trout,M	LAA	.564	Trout,M	LAA	80	Pujols,A	LAA
90	Mauer,J	MIN	.393	Cabrera,M	DET	.561	Beltre,A	TEX	76	Hamilton,J	TEX
87	Pena,C	TB	.384	Encarnacio,E	TOR	.557	Encarnacio,E	TOR	74	Jones,A	BAL
85	Fielder,P	DET	.380	Murphy,D	TEX	.550	Cano,R	NY	71	Beltre,A	TEX
84	Encarnacio,E	TOR	.379	Cano,R	NY	.528	Fielder,P	DET	70	Gordon,A	KC
77	Swisher,N	NY	.377	Jackson,A	DET	.524	Willingham,J	MIN	70	Rios,A	CWS
76	Willingham,J	MIN	.377	Zobrist,B	TB	.516	Rios,A	CWS	69	Cruz,N	TEX
75	Granderson,C	NY	.373	Choo,S	CLE	.516	Pujols,A	LAA	66	5 players tied	

OUTFIELD ASSISTS			HOME BATTING AVG			ROAD BATTING AVG.			RISP BATTING AVG		
19	Francoeur,J	KC	.346	Beltre,A	TEX	.347	Jeter,D	NY	.398	Gonzalez,A	BOS
17	Gordon,A	KC	.342	Mauer,J	MIN	.332	Trout,M	LAA	.372	Mauer,J	MIN
15	Reddick,J	OAK	.337	Fielder,P	DET	.327	Cabrera,M	DET	.367	Crisp,C	OAK
14	Hunter,T	LAA	.335	Murphy,D	TEX	.321	Cano,R	NY	.356	Cabrera,M	DET
13	Viciedo,D	CWS	.332	Cabrera,M	DET	.319	Kendrick,H	LAA	.350	Andrus,E	TEX
11	Bautista,J	TOR	.332	Span,D	MIN	.314	Hunter,T	LAA	.348	Rios,A	CWS
10	Upton,B	TB	.325	Konerko,P	CWS	.310	Brantley,M	CLE	.347	Murphy,D	TEX
9	4 players tied		.324	Rios,A	CWS	.303	Butler,B	KC	.345	Cespedes,Y	OAK
			.322	Butler,B	KC	.297	Jackson,A	DET	.344	Hunter,T	LAA
			.319	Cespedes,Y	OAK	.297	Zobrist,B	TB	.338	Fielder,P	DET

DAY BATTING AVG

.343	Cano,R	NYY
.341	Konerko,P	CWS
.327	Rios,A	CWS
.325	Fielder,P	DET
.318	Beltre,A	TEX
.315	Davis,C	BAL
.314	Cespedes,Y	OAK
.311	Hamilton,J	TEX
.309	Gonzalez,A	BOS
.308	Crisp,C	OAK

NIGHT BATTING AVG

.354	Cabrera,M	DET
.343	Trout,M	LAA
.335	Mauer,J	MIN
.325	Jeter,D	NYY
.322	Beltre,A	TEX
.321	Butler,B	KC
.315	Hunter,T	LAA
.313	Revere,B	MIN
.306	Fielder,P	DET
.306	Jackson,A	DET

VS RIGHTY AVG

.359	Cano,R	NYY
.346	Trout,M	LAA
.339	Beltre,A	TEX
.336	Mauer,J	MIN
.335	Cabrera,M	DET
.328	Fielder,P	DET
.327	Choo,S	CLE
.320	Gordon,A	KC
.308	Rios,A	CWS
.307	Konerko,P	CWS

VS LEFTY AVG.

.364	Jeter,D	NYY
.350	Kinsler,I	TEX
.350	Viciedo,D	CWS
.347	Murphy,D	TEX
.340	Hunter,T	LAA
.338	Carroll,J	MIN
.336	Aybar,E	LAA
.333	Young,M	TEX
.331	Butler,B	KC
.323	Wieters,M	BAL

CAUGHT STEALING

13	Davis,R	TOR
12	De Aza,A	CWS
10	Andrus,E	TEX
9	Revere,B	MIN
9	Brantley,M	CLE
9	Jackson,A	DET
9	Zobrist,B	TB
9	Kinsler,I	TEX
8	Lawrie,B	TOR
7	7 players tied	

SACRIFICE BUNTS

17	Andrus,E	TEX
13	Wilson,R	LAA
9	Weeks,J	OAK
9	Nix,J	NYY
8	Beckham,G	CWS
8	Getz,C	KC
8	Escobar,A	KC
8	Ryan,B	SEA
8	Rodriguez,S	TB
8	Podsednik,S	BOS

SACRIFICE FLIES

12	Teixeira,M	NYY
10	Morneau,J	MIN
9	Hamilton,J	TEX
9	Beltre,A	TEX
8	Santana,C	CLE
8	Upton,B	TB
8	Doumit,R	MIN
7	7 players tied	

STRIKEOUTS

222	Dunn,A	CWS
195	Granderson,C	NYY
182	Pena,C	TB
169	Davis,C	BAL
169	Upton,B	TB
162	Hamilton,J	TEX
159	Reynolds,M	BAL
159	Johnson,K	TOR
153	Trumbo,M	LAA
151	Reddick,J	OAK

GROUNDING INTO DP

28	Cabrera,M	DET
26	Kendrick,H	LAA
26	Young,M	TEX
24	Jeter,D	NYY
23	Mauer,J	MIN
22	Cano,R	NYY
21	Escobar,Y	TOR
21	Santana,C	CLE
21	Hardy,J	BAL
20	3 players tied	

INTENTIONAL WALKS

18	Fielder,P	DET
17	Cabrera,M	DET
16	Pujols,A	LAA
13	Hamilton,J	TEX
13	Ortiz,D	BOS
12	Brantley,M	CLE
12	Encarnacio,E	TOR
10	Mauer,J	MIN
10	Cano,R	NYY
9	2 players tied	

HIT BY PITCH

17	Fielder,P	DET
17	Youkilis,K	CWS
14	Choo,S	CLE
14	Willingham,J	MIN
13	Jones,A	BAL
13	Pena,C	TB
11	Encarnacio,E	TOR
10	Gentry,C	TEX
10	Kinsler,I	TEX
10	Rodriguez,A	NYY

AT BATS

683	Jeter,D	NYY
663	Hardy,J	BAL
655	Kinsler,I	TEX
648	Jones,A	BAL
642	Gordon,A	KC
629	Andrus,E	TEX
629	Suzuki,I	NYY
627	Cano,R	NYY
622	Cabrera,M	DET
614	Butler,B	KC

HARDEST TO FAN (PLATE APP. PER SO)

10.9	Brantley,M	CLE
10.9	Suzuki,I	NYY
10.4	Pedroia,D	BOS
10.2	Revere,B	MIN
9.3	Young,M	TEX
9.2	Span,D	MIN
9.1	Aybar,E	LAA
8.8	Pujols,A	LAA
8.8	Callaspo,A	LAA
8.7	Escobar,Y	TOR

RBI RATIO (AT BATS PER RBI)

4.4	Hamilton,J	TEX
4.5	Cabrera,M	DET
4.7	Willingham,J	MIN
4.9	Encarnacio,E	TOR
5.4	Teixeira,M	NYY
5.4	Fielder,P	DET
5.6	Dunn,A	CWS
5.6	Granderson,C	NYY
5.6	Gonzalez,A	BOS
5.7	Trumbo,M	LAA

HOME RUN RATIO (AT BATS PER HOME RUN)

12.9	Encarnacio,E	TOR
13.1	Hamilton,J	TEX
13.1	Dunn,A	CWS
13.9	Granderson,C	NYY
14.1	Cabrera,M	DET
14.8	Willingham,J	MIN
15.6	Davis,C	BAL
16.8	Beltre,A	TEX
17.0	Trumbo,M	LAA
17.7	Pierzynski,A	CWS

HARDEST TO DOUBLE UP (AT BATS PER GIDP)

524.0	De Aza,A	CWS
202.3	Ackley,D	SEA
140.8	Moustakas,M	KC
119.2	Granderson,C	NYY
90.3	Encarnacio,E	TOR
88.8	Weeks,J	OAK
85.3	Aviles,M	BOS
84.5	Saunders,M	SEA
83.6	Cruz,N	TEX
80.7	Rasmus,C	TOR

GAMES PLAYED

162	Jones,A	BAL
162	Fielder,P	DET
162	Suzuki,I	NYY
161	Gordon,A	KC
161	Butler,B	KC
161	Cano,R	NYY
161	Cabrera,M	DET
160	Granderson,C	NYY
160	Pena,C	TB
159	2 players tied	

AL PITCHING LEADERS

EARNED RUN AVERAGE

2.56	Price,D	TB
2.64	Verlander,J	DET
2.81	Weaver,J	LAA
3.05	Sale,C	CWS
3.06	Hernandez,F	SEA
3.10	Hellickson,J	TB
3.29	Harrison,M	TEX
3.32	Kuroda,H	NYY
3.37	Peavy,J	CWS
3.38	Sabathia,C	NYY

WINS

20	Price,D	TB
20	Weaver,J	LAA
18	Harrison,M	TEX
17	Sale,C	CWS
17	Verlander,J	DET
16	Darvish,Y	TEX
16	Kuroda,H	NYY
16	Scherzer,M	DET
16	Hughes,P	NYY
15	2 players tied	

WINNING STREAKS

10	Weaver,J	LAA
18-May - 6-Aug		
9	Hernandez,F	SEA
23-Jun - 27-Aug		
8	Sale,C	CWS
17-May - 15-Jul		
8	Jones,N	CWS
5-May - 17-Sep		
8	Price,D	TB
19-Jun - 16-Aug		

SAVES

51	Johnson,J	BAL
48	Rodney,F	TB
42	Soriano,R	NYY
39	Perez,C	CLE
37	Nathan,J	TEX
35	Valverde,J	DET
29	Reed,A	CWS
29	Wilhelmsen,T	SEA
25	Aceves,A	BOS
24	Balfour,G	OAK

GAMES STARTED

34	Masterson,J	CLE
34	Wilson,C	LAA
34	Chen,B	KC
33	Kuroda,H	NYY
33	Verlander,J	DET
33	Vargas,J	SEA
33	Lester,J	BOS
33	Hernandez,F	SEA
33	Shields,J	TB
32	7 players tied	

COMPLETE GAMES

6	Verlander,J	DET
5	Hernandez,F	SEA
4	Harrison,M	TEX
4	Peavy,J	CWS
3	Kuroda,H	NYY
3	Morrow,B	TOR
3	Weaver,J	LAA
3	Lester,J	BOS
3	Shields,J	TB
2	8 players tied	

GAMES

80	Logan,B	NYY
76	Herrera,K	KC
76	Rodney,F	TB
76	Peralta,J	TB
75	Balfour,G	OAK
74	Thornton,M	CWS
73	Crow,A	KC
73	Wilhelmsen,T	SEA
73	Benoit,J	DET
72	2 players tied	

INNINGS PITCHED

238.1	Verlander,J	DET
232.0	Hernandez,F	SEA
227.2	Shields,J	TB
219.2	Kuroda,H	NYY
219.0	Peavy,J	CWS
217.1	Vargas,J	SEA
213.1	Harrison,M	TEX
211.0	Price,D	TB
206.1	Masterson,J	CLE
205.1	Lester,J	BOS

STRIKEOUTS

239	Verlander,J	DET
231	Scherzer,M	DET
223	Hernandez,F	SEA
223	Shields,J	TB
221	Darvish,Y	TEX
205	Price,D	TB
197	Sabathia,C	NYY
194	Peavy,J	CWS
192	Sale,C	CWS
175	Moore,M	TB

WINNING PERCENTAGE

.800	Price,D	TB	(20-5)
.800	Weaver,J	LAA	(20-5)
.714	Sabathia,C	NYY	(15-6)
.696	Scherzer,M	DET	(16-7)
.680	Sale,C	CWS	(17-8)
.680	Verlander,J	DET	(17-8)
.640	Darvish,Y	TEX	(16-9)
.632	Holland,D	TEX	(12-7)
.621	Harrison,M	TEX	(18-11)
.619	Parker,J	OAK	(13-8)

SHUTOUTS

5	Hernandez,F	SEA
3	Morrow,B	TOR
2	Kuroda,H	NYY
2	Weaver,J	LAA
2	Harrison,M	TEX
2	Shields,J	TB
1	18 players tied	

OPP. BATTING AVG. AGAINST

.214	Weaver,J	LAA
.217	Verlander,J	DET
.220	Darvish,Y	TEX
.226	Price,D	TB
.234	Peavy,J	CWS
.235	Sale,C	CWS
.238	Sabathia,C	NYY
.238	Moore,M	TB
.239	Wilson,C	LAA
.239	Santana,E	LAA

HOME EARNED RUN AVERAGE

1.65	Verlander,J	DET
1.81	Price,D	TB
2.30	Sale,C	CWS
2.44	Weaver,J	LAA
2.61	Parker,J	OAK
2.69	Sabathia,C	NYY
2.72	Kuroda,H	NYY
2.74	Milone,T	OAK
2.74	Vargas,J	SEA
2.78	Hernandez,F	SEA

ROAD EARNED RUN AVERAGE

3.10	Harrison,M	TEX
3.16	Price,D	TB
3.20	Lester,J	BOS
3.21	Weaver,J	LAA
3.43	Hernandez,F	SEA
3.57	Verlander,J	DET
3.61	Peavy,J	CWS
3.65	Holland,D	TEX
3.77	Sale,C	CWS
3.83	Shields,J	TB

DAY EARNED RUN AVERAGE

1.94	Verlander,J
1.99	Kuroda,H
2.07	Hernandez,F
2.64	Parker,J
2.79	Sale,C
2.84	Diamond,S
3.28	Hellickson,J
3.49	Beavan,B
3.51	Haren,D
3.68	Peavy,J

NIGHT EARNED RUN AVERAGE

2.73	Weaver,J	LAA
2.83	Harrison,M	TEX
2.84	Price,D	TB
3.01	Hellickson,J	TB
3.02	Shields,J	TB
3.09	Sabathia,C	NY Y
3.09	Verlander,J	DET
3.14	Milone,T	OAK
3.23	Sale,C	CWS
3.26	Peavy,J	CWS

HITS ALLOWED

226	Porcello,R
216	Alvarez,H
216	Lester,J
215	Chen,B
212	Masterson,J
210	Harrison,M
209	Hernandez,F
208	Shields,J
207	Milone,T
205	Kuroda,H

LOSSES

17	Jimenez,U
16	Hochevar,L
15	Masterson,J
14	Alvarez,H
14	Romero,R
14	Lester,J
14	Chen,B
13	Hughes,P
13	Haren,D
13	Santana,E

HOME RUNS ALLOWED

39	Santana,E
35	Hughes,P
35	Vargas,J
33	Chen,B
32	Holland,D
32	Hunter,T
29	Chen,W
29	Alvarez,H
28	Nova,I
28	Haren,D

FEWEST WALKS PER 9 IP

1.6	Diamond,S	MIN
1.7	Milone,T	OAK
1.9	Haren,D	LAA
2.0	Sabathia,C	NY Y
2.0	Peavy,J	CWS
2.1	Kuroda,H	NY Y
2.1	Weaver,J	LAA
2.2	Hughes,P	NY Y
2.2	Hernandez,F	SEA
2.2	Chen,B	KC

WILD PITCHES

16	Jimenez,U
14	Masterson,J
13	Kuroda,H
13	Hernandez,F
11	Liriano,F
10	Diamond,S
10	Parker,J
10	Quintana,J
10	Garcia,F
9	2 players tied

HIT BATSMEN

14	Floyd,G
13	Masterson,J
13	Hochevar,L
12	Buchholz,C
12	Hernandez,F
11	Shields,J
11	Mendoza,L
10	5 players tied

EARNED RUNS

118	Hochevar,L
116	Romero,R
113	Masterson,J
110	Lester,J
108	Chen,B
106	Jimenez,U
102	Santana,E
101	Alvarez,H
96	Buchholz,C
95	Nova,I

STRIKEOUTS PER 9 IP

11.1	Scherzer,M	DET
10.4	Darvish,Y	TEX
9.0	Verlander,J	DET
9.0	Sale,C	CWS
8.9	Moore,M	TB
8.9	Sabathia,C	NY Y
8.8	Shields,J	TB
8.7	Price,D	TB
8.7	Hernandez,F	SEA
8.1	Nova,I	NY Y

BALKS

5	Morales,F	BOS
3	Blackley,T	OAK
2	17 players tied	

WALKS

105	Romero,R	TOR
95	Jimenez,U	CLE
91	Wilson,C	LAA
89	Darvish,Y	TEX
88	Masterson,J	CLE
87	Liriano,F	CWS
81	Moore,M	TB
71	Doubtront,F	BOS
68	Lester,J	BOS
64	Buchholz,C	BOS

RUNS ALLOWED

127	Hochevar,L	KC
122	Masterson,J	CLE
122	Romero,R	TOR
117	Lester,J	BOS
116	Jimenez,U	CLE
114	Chen,B	KC
110	Alvarez,H	TOR
109	Santana,E	LAA
104	Buchholz,C	BOS
103	Shields,J	TB

OPP. BAT. AVG. AGAINST

.214	Weaver,J	LAA
.217	Verlander,J	DET
.220	Darvish,Y	TEX
.226	Price,D	TB
.234	Peavy,J	CWS
.235	Sale,C	CWS
.238	Sabathia,C	NY Y
.238	Moore,M	TB
.239	Wilson,C	LAA
.239	Santana,E	LAA

GAMES FINISHED

67	Valverde,J	DET
65	Rodney,F	TB
63	Johnson,J	BAL
62	Nathan,J	TEX
55	Aceves,A	BOS
54	Soriano,R	NY Y
53	Perez,C	CLE
48	Wilhelmsen,T	SEA
47	Janssen,C	TOR
46	Frieri,E	LAA

AL ROOKIE BATTING LEADERS

BATTING AVERAGE

.326	Trout,M	LAA
.292	Cespedes,Y	OAK
.288	Middlebroo,W	BOS
.260	Montero,J	SEA
.258	Berry,Q	DET
.241	Donaldson,J	OAK
.239	Carter,C	OAK
.234	Dozier,B	MIN

HOME RUNS

30	Trout,M	LAA
23	Cespedes,Y	OAK
16	Carter,C	OAK
15	Montero,J	SEA
15	Middlebroo,W	BOS
9	Donaldson,J	OAK
7	Machado,M	BAL
7	Norris,D	OAK
6	3 players tied	

RUNS BATTED IN

83	Trout,M	LAA
82	Cespedes,Y	OAK
62	Montero,J	SEA
54	Middlebroo,W	BOS
39	Carter,C	OAK
34	Norris,D	OAK
33	Dozier,B	MIN
33	Donaldson,J	OAK
29	Berry,Q	DET
26	Machado,M	BAL

MULTI HIT GAMES

56	Trout,M	LAA
40	Cespedes,Y	OAK
37	Montero,J	SEA
21	Middlebroo,W	BOS
17	Machado,M	BAL
17	Dozier,B	MIN
17	Donaldson,J	OAK
15	Berry,Q	DET
12	Cooper,D	TOR
11	2 players tied	

RUNS

129	Trout,M	LAA
70	Cespedes,Y	OAK
46	Montero,J	SEA
44	Berry,Q	DET
38	Carter,C	OAK
34	Middlebroo,W	BOS
34	Donaldson,J	OAK
33	Dozier,B	MIN
25	Gose,A	TOR
24	Machado,M	BAL

HITS

182	Trout,M	LAA
142	Cespedes,Y	OAK
134	Montero,J	SEA
77	Middlebroo,W	BOS
75	Berry,Q	DET
74	Dozier,B	MIN
66	Donaldson,J	OAK
52	Carter,C	OAK
50	Machado,M	BAL
44	Parmelee,C	MIN

TOTAL BASES

315	Trout,M	LAA
246	Cespedes,Y	OAK
199	Montero,J	SEA
136	Middlebroo,W	BOS
112	Carter,C	OAK
109	Donaldson,J	OAK
105	Dozier,B	MIN
103	Berry,Q	DET
85	Machado,M	BAL
73	2 players tied	

GRAND SLAMS

1	Middlebroo,W	BOS
1	Liddi,A	SEA
1	Flaherty,R	BAL

DOUBLES

27	Trout,M	LAA
25	Cespedes,Y	OAK
20	Montero,J	SEA
16	Donaldson,J	OAK
14	Middlebroo,W	BOS
12	Carter,C	OAK
11	Dozier,B	MIN
11	Cooper,D	TOR
10	3 players tied	

TRIPLES

8	Trout,M	LAA
6	Berry,Q	DET
5	Cespedes,Y	OAK
3	Machado,M	BAL
3	Gose,A	TOR
2	Martin,L	TEX
2	Mastroiann,D	MIN
2	Parmelee,C	MIN
2	Florimon,J,P	MIN
2	Gomez,M	BOS

STOLEN BASES

49	Trout,M	LAA
21	Mastroiann,D	MIN
21	Berry,Q	DET
16	Cespedes,Y	OAK
15	Gose,A	TOR
9	Dozier,B	MIN
6	Avery,X	BAL
6	Thompson,R	TB
5	Norris,D	OAK
4	2 players tied	

HITTING STREAKS

12	Trout,M	LAA
8-Jul - 23-Jul		
11	Trout,M	LAA
17-Jun - 29-Jun		
10	Hechavarri,A	TOR
16-Sep - 29-Sep		
9	5 streaks tied	

WALKS

67	Trout,M	LAA
43	Cespedes,Y	OAK
39	Carter,C	OAK
29	Montero,J	SEA
25	Berry,Q	DET
24	Lobaton,J	TB
21	Norris,D	OAK
18	Mastroiann,D	MIN
17	Gose,A	TOR
16	Dozier,B	MIN

ON BASE PERCENTAGE

.399	Trout,M	LAA
.356	Cespedes,Y	OAK
.350	Carter,C	OAK
.330	Berry,Q	DET
.325	Middlebroo,W	BOS
.298	Montero,J	SEA
.289	Donaldson,J	OAK
.271	Dozier,B	MIN

SLUGGING PERCENTAGE

.564	Trout,M	LAA
.514	Carter,C	OAK
.509	Middlebroo,W	BOS
.505	Cespedes,Y	OAK
.398	Donaldson,J	OAK
.386	Montero,J	SEA
.354	Berry,Q	DET
.332	Dozier,B	MIN

EXTRA BASE HITS

65	Trout,M	LAA
53	Cespedes,Y	OAK
35	Montero,J	SEA
29	Middlebroo,W	BOS
28	Carter,C	OAK
25	Donaldson,J	OAK
18	Machado,M	BAL
18	Dozier,B	MIN
18	Berry,Q	DET
17	Parmelee,C	MIN

OUTFIELD ASSISTS

9	Cespedes,Y	OAK
3	Trout,M	LAA
3	Sierra,M	TOR
3	Cowgill,C	OAK
2	Mastroiann,D	MIN
2	Gose,A	TOR
2	Berry,Q	DET
1	8 players tied	

AL ROOKIE PITCHING LEADERS

EARNED RUN AVERAGE

2.35	Herrera,K	KC
3.06	Griffin,A	OAK
3.16	Iwakuma,H	SEA
3.25	Gonzalez,M	BAL
3.34	Phelps,D	NYY
3.47	Parker,J	OAK
3.54	Diamond,S	MIN
3.74	Milone,T	OAK
3.76	Quintana,J	CWS
3.81	Moore,M	TB

WINS

16	Darvish,Y	TEX
13	Milone,T	OAK
13	Parker,J	OAK
12	Chen,W	BAL
12	Diamond,S	MIN
11	Moore,M	TB
9	Iwakuma,H	SEA
9	Gonzalez,M	BAL
8	Jones,N	CWS
7	Griffin,A	OAK

WINNING STREAKS

8	Jones,N	CWS
	5-May - 17-Sep	
6	Ross,R	TEX
	14-Apr - 10-Jun	
6	Griffin,A	OAK
	13-Jul - 12-Sep	
4	11 streaks tied	

SAVES

29	Reed,A	CWS
14	Cook,R	OAK
4	Santiago,H	CWS
3	Herrera,K	KC
2	Iwakuma,H	SEA
2	Luetge,L	SEA
1	7 players tied	

GAMES STARTED

32	Chen,W	BAL
31	Milone,T	OAK
31	Moore,M	OAK
29	Darvish,Y	TEX
29	Parker,J	OAK
27	Diamond,S	MIN
22	Quintana,J	CWS
22	McAllister,Z	CLE
18	Smyly,D	DET
16	4 players tied	

COMPLETE GAMES

1	Milone,T	OAK
1	Diamond,S	MIN
1	Hendriks,L	MIN

GAMES

76	Herrera,K	KC
71	Cook,R	OAK
65	Jones,N	CWS
63	Luetge,L	SEA
62	Reed,A	CWS
61	Delabar,S	TOR
59	Eppley,C	NYY
58	Ross,R	TEX
44	Doolittle,S	OAK
42	Santiago,H	CWS

INNINGS PITCHED

192.2	Chen,W	BAL
191.1	Darvish,Y	TEX
190.0	Milone,T	OAK
181.1	Parker,J	OAK
177.1	Moore,M	TB
173.0	Diamond,S	MIN
136.1	Quintana,J	CWS
125.1	Iwakuma,H	SEA
125.1	McAllister,Z	CLE
105.1	Gonzalez,M	BAL

STRIKEOUTS

221	Darvish,Y	TEX
175	Moore,M	TB
154	Chen,W	BAL
140	Parker,J	OAK
137	Milone,T	OAK
110	McAllister,Z	CLE
101	Iwakuma,H	SEA
96	Phelps,D	NYY
94	Smyly,D	DET
92	Delabar,S	TOR

WINNING PERCENTAGE

.640	Darvish,Y	TEX	(16-9)
.619	Parker,J	OAK	(13-8)
.571	Diamond,S	MIN	(12-9)
.565	Milone,T	OAK	(13-10)
.522	Chen,W	BAL	(12-11)
.500	Moore,M	TB	(11-11)
.400	Smith,W	KC	(6-9)

SHUTOUTS

1	Diamond,S	MIN
---	-----------	-----

OPP. BATTING AVG. AGAINST

.220	Darvish,Y	TEX
.223	Phelps,D	NYY
.235	Gonzalez,M	BAL
.236	Griffin,A	OAK
.238	Blackley,T	OAK
.238	Moore,M	TB
.247	Smyly,D	DET
.248	Parker,J	OAK
.248	Iwakuma,H	SEA
.250	Herrera,K	KC

NL TEAM LEADERS

CLUB BATTING

CLUB	AVG	G	AB	R	H	TB	2B	3B	HR	RBI	SH	SF	HP	BB	IBB	SO	SB	CS	GI		
																			DP	SLG	OBP
Colorado	.274	162	5577	758	1526	2434	306	52	166	716	74	39	36	450	34	1213	100	40	132	.436	.330
St. Louis	.271	162	5622	765	1526	2367	290	37	159	732	69	49	53	533	45	1192	92	37	135	.421	.338
San Francisco	.269	162	5558	718	1495	2205	287	57	103	675	69	61	29	483	44	1097	118	39	114	.397	.327
Washington	.261	162	5615	731	1468	2401	301	25	194	688	50	36	41	479	43	1325	105	35	110	.428	.322
Milwaukee	.259	162	5557	776	1442	2426	300	39	202	741	76	35	90	466	35	1240	158	39	111	.437	.325
Arizona	.259	162	5462	734	1416	2284	307	33	165	710	61	45	41	539	47	1266	93	51	108	.418	.328
Philadelphia	.255	162	5544	684	1414	2215	271	28	158	659	72	39	63	454	41	1094	116	23	114	.400	.317
Los Angeles	.252	162	5438	637	1369	2032	269	23	116	607	82	38	52	481	49	1156	104	44	139	.374	.317
Cincinnati	.251	162	5477	669	1377	2249	296	30	172	636	73	37	47	481	54	1266	87	27	100	.411	.315
New York	.249	162	5450	650	1357	2102	286	21	139	625	64	30	42	503	43	1250	79	38	118	.386	.316
Atlanta	.247	162	5425	700	1341	2111	263	30	149	660	53	46	34	567	37	1289	101	32	108	.389	.320
San Diego	.247	162	5422	651	1339	2060	272	43	121	610	63	34	54	539	36	1238	155	46	100	.380	.319
Miami	.244	162	5437	609	1327	2077	261	39	137	576	60	40	35	484	46	1228	149	41	114	.382	.308
Pittsburgh	.243	162	5412	651	1313	2138	241	37	170	620	62	45	51	444	32	1354	73	52	98	.395	.304
Chicago	.240	162	5411	613	1297	2045	265	36	137	570	42	24	43	447	29	1235	94	45	125	.378	.302
Houston	.236	162	5407	583	1276	2008	238	28	146	545	54	30	58	463	19	1365	105	46	114	.371	.302
Totals	.254	1296	87814	10929	22283	4453	2434	558	10370	1024	769	628	7813	634	1729	1840	635	1840	.400	.318	

CLUB PITCHING

CLUB	W	L	ERA	G	CG	SHO	SV	IP	H	R	ER	HR	HB	BB	IBB	SO	WP	BK	AVG
Washington	98	64	3.33	162	3	9	51	1468.1	1296	594	543	129	47	497	32	1325	62	4	237
Los Angeles	86	76	3.34	162	2	10	40	1449.2	1277	597	538	122	45	539	62	1276	46	2	238
Cincinnati	97	65	3.34	162	9	12	56	1453.0	1356	588	540	152	51	427	33	1248	34	7	247
Atlanta	94	68	3.42	162	5	16	47	1445.1	1310	600	549	145	41	464	40	1232	54	3	243
San Francisco	94	68	3.68	162	5	14	53	1451.0	1361	649	593	142	51	489	42	1237	54	4	248
St. Louis	88	74	3.71	162	4	10	42	1462.2	1420	648	603	134	50	436	28	1218	46	4	255
Philadelphia	81	81	3.83	162	5	11	42	1451.1	1387	680	618	178	44	409	33	1385	30	3	251
Pittsburgh	79	83	3.86	162	2	10	45	1433.1	1357	674	615	153	45	490	30	1192	45	3	249
Arizona	81	81	3.93	162	4	9	39	1433.2	1432	688	626	155	51	417	18	1200	52	10	261
San Diego	76	86	4.01	162	4	11	43	1434.2	1356	710	640	162	48	539	48	1205	49	8	248
New York	74	88	4.09	162	7	13	36	1434.0	1368	709	651	161	40	488	29	1240	40	3	251
Miami	69	93	4.09	162	5	7	38	1440.2	1448	724	655	133	55	495	61	1113	36	4	263
Milwaukee	83	79	4.22	162	0	9	44	1453.2	1458	733	682	169	31	525	20	1402	57	5	261
Chicago	61	101	4.51	162	1	9	28	1413.2	1399	759	708	175	65	573	36	1128	44	5	259
Houston	55	107	4.56	162	3	11	31	1423.1	1493	794	721	173	48	540	40	1170	75	6	270
Colorado	64	98	5.22	162	0	7	36	1422.0	1637	890	824	198	47	566	61	1144	94	6	290
Totals	1280	1312	3.94	1296	59	168	671	23070.1	22355	110370	10106	2481	759	7894	613	19715	818	77	.254

CLUB FIELDING

CLUB	PCT	G	PO	A	E	TC	DP	TP	PB
Atlanta	.986	162	4336	1654	86	6076	147	0	10
Cincinnati	.985	162	4359	1602	89	6050	113	0	7
Arizona	.985	162	4301	1676	90	6067	146	0	9
Washington	.985	162	4405	1632	94	6131	134	0	15
Los Angeles	.984	162	4349	1669	98	6116	138	1	11
Milwaukee	.983	162	4361	1532	99	5992	133	0	5
Philadelphia	.983	162	4354	1560	101	6015	118	0	9
Miami	.983	162	4322	1649	103	6074	154	0	14
New York	.983	162	4302	1502	101	5905	135	0	32
St. Louis	.983	162	4388	1754	107	6249	149	0	9
Chicago	.982	162	4241	1583	105	5929	148	0	9
Pittsburgh	.982	162	4300	1656	112	6068	126	0	9
San Francisco	.981	162	4353	1639	115	6107	134	0	5
Houston	.981	162	4270	1729	118	6117	132	0	13
San Diego	.980	162	4304	1655	121	6080	97	0	18
Colorado	.980	162	4266	1718	122	6106	139	0	22
Totals	.983	1296	69211	26210	1661	97082	2143	1	197

CLUB MISCELLANEOUS

NOTE: "V.LHS/RHS" IS THE CLUB RECORD IN GAMES STARTED BY LEFT OR RIGHT HANDED PITCHERS, NOT NECESSARILY VERSUS THAT INDIVIDUAL PITCHER.

CLUB	VS LHS	VS RHS	GRASS	ARTIF	DAY	NIGHT	1-RUN	X-INN	DOUBLEHEADERS			ATTENDANCE	
									W	L	S	HOME	ROAD
Arizona	32-31	49-50	81-81	0-0	24-24	57-57	15-27	3-4	0	0	0	2,177,617	2,615,678
Atlanta	30-31	64-37	92-67	2-1	28-18	66-50	25-13	7-4	0	0	0	2,420,171	2,586,832
Chicago	18-26	43-75	61-101	0-0	35-46	26-55	15-27	4-6	0	0	0	2,882,756	2,631,341
Cincinnati	32-18	65-47	97-65	0-0	39-17	58-48	31-21	7-7	0	0	0	2,347,251	2,493,514
Colorado	15-35	49-63	64-98	0-0	16-37	48-61	18-23	5-2	0	1	2,630,458	2,584,080	
Houston	15-27	40-80	55-107	0-0	15-32	40-75	17-27	1-11	0	0	0	1,607,733	2,520,644
Los Angeles	36-26	50-50	86-76	0-0	28-19	58-57	29-27	8-7	0	0	1	3,324,246	2,611,207
Miami	24-29	45-64	68-91	1-2	22-32	47-61	26-26	12-5	0	0	1	2,219,444	2,478,929
Milwaukee	26-21	57-58	83-79	0-0	25-35	58-44	24-32	7-11	0	0	0	2,831,385	2,476,986
New York	21-38	53-50	70-86	4-2	33-26	41-62	20-22	3-7	0	1	0	2,242,803	2,731,369
Philadelphia	23-30	58-51	81-78	0-3	23-28	58-53	25-27	7-10	0	0	0	3,565,718	2,571,744
Pittsburgh	22-19	57-64	79-83	0-0	29-26	50-57	28-29	4-2	0	0	1	2,091,918	2,535,930
San Diego	24-31	52-55	76-86	0-0	26-26	50-60	26-21	4-6	0	0	0	2,123,721	2,545,222
San Francisco	40-19	54-49	94-68	0-0	32-32	62-36	30-20	8-5	1	0	0	3,377,371	2,631,177
St. Louis	31-17	57-57	88-74	0-0	33-24	55-50	21-26	6-12	0	0	0	3,262,109	2,546,394
Washington	29-19	69-45	95-64	3-0	30-23	68-41	27-21	13-7	0	0	2	2,370,794	2,682,467

CLUB RANK BATTING

CLUB	AVG	G	AB	R	H	TB	2B	3B	HR	RBI	SH	SF	HP	BB	IBB	SO	SB	CS	DP	SLG		
																				OPS	OBP	BBP
Arizona	.6	1	8	4	6	5	1	9	6	4	11	4	11	2	3	11	12	15	4	5	3	
Atlanta	.11	1	12	7	11	10	13	10	9	7	14	3	15	1	10	13	9	3	4	10	7	
Chicago	.15	1	15	14	15	14	12	8	12	15	16	16	9	15	15	7	11	12	13	14	16	
Cincinnati	.9	1	7	9	8	6	5	10	3	9	4	10	8	8	1	11	14	2	2	6	12	
Colorado	.1	1	3	3	1	1	2	2	5	3	3	7	13	14	13	5	10	9	14	2	2	
Houston	.16	1	16	16	16	16	16	12	10	16	13	14	3	12	16	16	6	13	8	16	15	
Los Angeles	.8	1	10	13	9	15	11	15	15	13	1	9	6	8	2	3	8	11	16	15	10	
Miami	.13	1	11	15	13	12	14	4	12	14	12	6	14	6	4	6	3	10	8	12	13	
Milwaukee	.5	1	5	1	5	2	4	4	1	1	2	12	1	11	12	9	1	7	7	1	5	
New York	.10	1	9	12	10	11	8	16	11	10	8	14	10	5	7	10	15	6	12	11	11	
Philadelphia	.7	1	6	8	7	7	10	12	8	8	5	7	2	13	9	1	5	1	8	7	9	
Pittsburgh	.14	1	14	10	14	9	15	6	4	11	10	4	7	16	14	15	16	16	1	9	14	
San Diego	.12	1	13	10	12	13	9	3	14	12	9	13	4	2	11	8	2	13	2	13	8	
San Francisco	.3	1	4	6	3	8	7	1	16	6	6	1	16	7	6	2	4	7	8	8	4	
St. Louis	.2	1	1	2	1	4	6	6	7	2	6	2	5	4	5	4	13	5	15	4	1	
Washington	.4	1	2	5	4	3	3	14	2	5	15	11	11	10	7	14	6	4	6	3	6	

CLUB RANK PITCHING

CLUB	W	L	ERA	G	CG	SHO	SV	IP	H	TBF	R	ER	HR	SH	SF	HB	BB	IBB	SO	WP	BK
Atlanta	3	13	4	1	3	1	4	8	3	1	4	4	6	5	1	3	5	10	8	11	2
Chicago	15	2	14	1	14	11	16	16	10	14	14	14	2	12	16	16	9	15	5	10	
Cincinnati	2	15	3	1	1	4	1	4	4	2	1	2	7	1	10	12	3	7	5	2	14
Colorado	14	3	16	1	15	15	13	15	16	16	16	16	16	14	7	15	14	14	16	12	
Houston	16	1	15	1	10	5	15	14	15	14	15	15	13	12	10	9	14	10	13	15	12
Los Angeles	6	11	2	1	12	8	10	7	1	4	3	1	1	14	7	5	12	16	4	7	1
Miami	13	4	12	1	3	15	12	9	13	13	12	12	3	15	16	15	9	14	16	3	6
Milwaukee	7	10	13	1	15	11	6	3	14	15	13	13	12	4	3	1	11	2	1	13	10
New York	12	5	11	1	2	3	13	11	8	6	10	11	10	7	13	2	6	4	6	4	2
Philadelphia	8	8	7	1	3	5	8	5	9	5	8	8	15	3	2	4	1	7	2	1	2
Pittsburgh	10	7	8	1	12	8	5	13	6	7	7	7	8	10	9	5	8	5	12	6	2
San Diego	11	6	10	1	7	5	7	10	4	11	11	10	11	5	7	9	12	13	10	9	15
San Francisco	3	13	5	1	3	2	2	6	7	9	6	5	5	8	5	12	7	12	7	11	6
St. Louis	5	12	6	1	7	8	8	2	11	12	5	6	4	8	4	11	4	3	9	7	6
Washington	1	16	1	1	10	11	3	1	2	8	2	3	2	12	15	7	10	6	3	14	6

REVIEW

NL BATTING LEADERS

BATTING AVERAGE		HOME RUNS		RUNS BATTED IN		MULTI HIT GAMES	
.336	Posey,B SF	41	Braun,R MIL	115	Headley,C SD	60	Prado,M ATL
.327	McCutchen,A PIT	37	Stanton,G MIA	112	Braun,R MIL	56	Braun,R MIL
.319	Braun,R MIL	34	Bruce,J CIN	108	Soriano,A CHI	56	Scutaro,M SF
.315	Molina,Y STL	33	LaRoche,A WSH	105	Ramirez,A MIL	55	Holliday,M STL
.309	Pacheco,J COL	32	Davis,I NY	104	Pence,H SF	53	McCutchen,A PIT
.307	Craig,A STL	32	Soriano,A CHI	103	Posey,B SF	52	Posey,B SF
.306	Scutaro,M SF	32	Beltran,C STL	102	Holliday,M STL	52	Cabrera,M SF
.306	Wright,D NY	31	McCutchen,A PIT	100	LaRoche,A WSH	52	Phillips,B CIN
.305	Jay,J STL	31	Headley,C SD	99	Bruce,J CIN	51	3 players tied
.303	Gonzalez,C COL	30	3 players tied	97	Beltran,C STL		

RUNS		HITS		TOTAL BASES		GRAND SLAMS	
108	Braun,R MIL	194	McCutchen,A PIT	356	Braun,R MIL	2	Lucroy,J MIL
107	Upton,J ARI	191	Braun,R MIL	328	McCutchen,A PIT	2	Stanton,G MIA
107	McCutchen,A PIT	190	Scutaro,M SF	318	Hill,A ARI	2	Johnson,C ARI
102	Rollins,J PHI	186	Prado,M ATL	308	Ramirez,A MIL	2	Headley,C SD
98	Harper,B WSH	184	Hill,A ARI	301	Headley,C SD	2	McCann,B ATL
96	Bourn,M ATL	184	Reyes,J MIA	298	Holliday,M STL	2	Howard,R PHI
95	Headley,C SD	183	Castro,S CHI	291	Posey,B SF	2	Morse,M WSH
95	Pagan,A SF	178	Posey,B SF	291	LaRoche,A WSH	2	Cuddyer,M COL
95	Holliday,M STL	178	Wright,D NY	288	Bruce,J CIN	2	Helton,T COL
93	3 players tied	177	Holliday,M STL	286	Wright,D NY	1	39 players tied

DOUBLES		TRIPLES		STOLEN BASES		HITTING STREAKS	
50	Ramirez,A MIL	15	Pagan,A SF	44	Cabrera,E SD	26	Reyes,J MIA
44	Hill,A ARI	12	Castro,S CHI	42	Bourn,M ATL	13-Jul - 8-Aug	
44	Votto,J CIN	12	Reyes,J MIA	40	Reyes,J MIA	20	Sandoval,P SF
43	Goldschmid,P ARI	11	Fowler,D COL	39	Victorino,S LA	6-Apr - 27-Apr	
42	Prado,M ATL	10	Colvin,T COL	37	Gomez,C MIL	20	Pagan,A SF
41	Wright,D NY	10	Bourn,M ATL	37	Pierre,J PHI	14-Apr - 6-May	
40	Murphy,D NY	10	Cabrera,M SF	33	Altuve,J HOU	20	Scutaro,M SF
39	Alonso,Y SD	9	Harper,B WSH	32	Gordon,D LA	10-Sep - 3-Oct	
39	Posey,B SF	8	Venable,W SD	30	6 players tied	18	Braun,R MIL
38	Pagan,A SF	8	DeJesus,D CHI			5-Jun - 24-Jun	

WALKS		ON BASE PERCENTAGE		SLUGGING PERCENTAGE		EXTRA BASE HITS	
94	Votto,J CIN	.408	Posey,B SF	.595	Braun,R MIL	80	Braun,R MIL
94	Ugla,D ATL	.400	McCutchen,A PIT	.553	McCutchen,A PIT	80	Ramirez,A MIL
86	Headley,C SD	.391	Braun,R MIL	.549	Posey,B SF	76	Hill,A ARI
81	Wright,D NY	.391	Wright,D NY	.540	Ramirez,A MIL	74	Bruce,J CIN
75	Holliday,M STL	.391	Montero,M ARI	.522	Craig,A STL	69	LaRoche,A WSH
74	Weeks Jr, R MIL	.389	Fowler,D COL	.522	Hill,A ARI	69	Hart,C MIL
73	Montero,M ARI	.379	Holliday,M STL	.516	Jones,G PIT	68	Stanton,G MIA
70	McCutchen,A PIT	.376	Headley,C SD	.514	Bruce,J CIN	67	Soriano,A CHI
70	Bourn,M ATL	.373	Jay,J STL	.511	Desmond,I WSH	66	McCutchen,A PIT
69	Posey,B SF	.373	Molina,Y STL	.510	Gonzalez,C COL	65	Holliday,M STL

OUTFIELD ASSISTS		HOME BATTING AVG		ROAD BATTING AVG.		RISP BATTING AVG	
14	Kubel,J ARI	.384	Jay,J STL	.330	Posey,B SF	.400	Craig,A STL
12	Soriano,A CHI	.368	Gonzalez,C COL	.326	McCutchen,A PIT	.345	Montero,M ARI
11	Pence,H SF	.345	Pacheco,J COL	.325	Braun,R MIL	.340	Posey,B SF
11	Heyward,J ATL	.343	Posey,B SF	.318	Wright,D NY	.336	Johnson,C ARI
10	Beltran,C STL	.332	Fowler,D COL	.315	Goldschmid,P ARI	.331	Pacheco,J COL
9	Victorino,S LA	.331	Ethier,A LA	.305	Walker,N PIT	.326	McCutchen,A PIT
9	Prado,M ATL	.331	Molina,Y STL	.303	Jones,G PIT	.321	Molina,Y STL
9	Martinez,J HOU	.329	McCutchen,A PIT	.300	Headley,C SD	.317	Wright,D NY
9	Gomez,C MIL	.324	Scutaro,M SF	.300	Molina,Y STL	.313	Ethier,A LA
8	6 players tied	.324	Craig,A STL	.297	Freese,D STL	.313	Lee,C MIA

DAY BATTING AVG

.345	Craig,A	STL
.340	Posey,B	SF
.338	Murphy,D	NY
.333	Desmond,I	WSH
.321	Jay,J	STL
.321	Braun,R	MIL
.321	Fowler,D	COL
.319	Headley,C	SD
.313	Altuve,J	HOU
.312	Wright,D	NY

NIGHT BATTING AVG

.347	McCutchen,A	PIT
.341	Molina,Y	STL
.333	Posey,B	SF
.328	Scutaro,M	SF
.318	Braun,R	MIL
.318	Pacheco,J	COL
.318	Ramirez,A	MIL
.317	Gonzalez,C	COL
.313	Pagan,A	SF
.312	Hill,A	ARI

VS RIGHTY AVG

.325	Ethier,A	LA
.325	Gonzalez,C	COL
.316	Hill,A	ARI
.314	Jay,J	STL
.309	Scutaro,M	SF
.309	McCutchen,A	PIT
.307	Molina,Y	STL
.305	Braun,R	MIL
.300	Wright,D	NY
.300	Heyward,J	ATL

VS LEFTY AVG.

.433	Posey,B	SF
.392	McCutchen,A	PIT
.363	Braun,R	MIL
.359	Altuve,J	HOU
.354	Craig,A	STL
.351	Pacheco,J	COL
.343	Goldschmid,P	ARI
.342	Molina,Y	STL
.338	Ramirez,A	MIL
.323	Victorino,S	LA

CAUGHT STEALING

13	Castro,S	CHI
13	Bourn,M	ATL
12	McCutchen,A	PIT
12	Tabata,J	PIT
11	Altuve,J	HOU
11	Reyes,J	MIA
10	Gordon,D	LA
10	Wright,D	NY
10	Bloomquist,W	ARI
9	2 players tied	

SACRIFICE BUNTS

17	Cueto,J	CIN
17	Pierre,J	PHI
14	Kershaw,C	LA
13	Capuano,C	LA
12	Lohse,K	STL
10	9 players tied	

SACRIFICE FLIES

9	Goldschmid,P	ARI
9	Freeman,F	ATL
9	Posey,B	SF
9	Prado,M	ATL
9	LaRoche,A	WSH
9	Scutaro,M	SF
8	Walker,N	PIT
7	7 players tied	

STRIKEOUTS

189	Espinosa,D	WSH
180	Alvarez,P	PIT
169	Weeks Jr, R	MIL
168	Ugla,D	ATL
166	Stubbs,D	CIN
157	Headley,C	SD
155	Bruce,J	CIN
155	Bourn,M	ATL
153	Soriano,A	CHI
152	Heyward,J	ATL

GROUNDING INTO DP

20	Zimmerman,R	WSH
19	Freese,D	STL
19	Posey,B	SF
19	Prado,M	ATL
19	Phillips,B	CIN
18	Martinez,J	HOU
18	Johnson,C	ARI
18	Soriano,A	CHI
17	4 players tied	

INTENTIONAL WALKS

18	Votto,J	CIN
16	Wright,D	NY
15	Braun,R	MIL
15	Beltran,C	STL
13	McCutchen,A	PIT
13	Hanigan,R	CIN
11	Bruce,J	CIN
11	Ellis,A	LA
11	Gonzalez,C	COL
9	3 players tied	

HIT BY PITCH

17	Quentin,C	SD
16	Ruiz,C	PHI
15	Jay,J	STL
13	Aoki,N	MIL
13	Espinosa,D	WSH
13	Weeks Jr, R	MIL
12	Montero,M	ARI
12	Utley,C	PHI
12	Ramirez,A	MIL
11	2 players tied	

AT BATS

646	Castro,S	CHI
642	Reyes,J	MIA
632	Rollins,J	PHI
624	Bourn,M	ATL
620	Scutaro,M	SF
617	Pence,H	SF
617	Prado,M	ATL
609	Hill,A	ARI
605	Pagan,A	SF
604	2 players tied	

HARDEST TO FAN (PLATE APP. PER SO)

13.9	Scutaro,M	SF
12.8	Reyes,J	MIA
12.6	Lee,C	MIA
10.7	Aoki,N	MIL
10.2	Molina,Y	STL
10.1	Barney,D	CHI
10.0	Prado,M	ATL
9.3	Furcal,R	STL
8.5	Altuve,J	HOU
8.3	Victorino,S	LA

RBI RATIO (AT BATS PER RBI)

5.1	Craig,A	STL
5.1	Posey,B	SF
5.2	Soriano,A	CHI
5.3	Headley,C	SD
5.3	Braun,R	MIL
5.4	Ramirez,A	MIL
5.5	Montero,M	ARI
5.5	Jones,G	PIT
5.6	Kubel,J	ARI
5.6	Beltran,C	STL

HOME RUN RATIO (AT BATS PER HOME RUN)

14.6	Braun,R	MIL
16.2	Davis,I	NY
16.5	Bruce,J	CIN
16.9	Kubel,J	ARI
17.1	Beltran,C	STL
17.3	LaRoche,A	WSH
17.5	Alvarez,P	PIT
17.5	Soriano,A	CHI
17.6	Jones,G	PIT
18.7	Hart,C	MIL

HARDEST TO DOUBLE UP (AT BATS PER GIDP)

312.0	Bourn,M	ATL
246.5	Stubbs,D	CIN
158.3	Jones,G	PIT
146.8	Heyward,J	ATL
119.0	Victorino,S	LA
112.0	Bruce,J	CIN
100.8	Pagan,A	SF
90.8	Fowler,D	COL
86.7	Aoki,N	MIL
86.3	Headley,C	SD

GAMES PLAYED

162	Castro,S	CHI
161	Headley,C	SD
160	Espinosa,D	WSH
160	Pence,H	SF
160	Reyes,J	MIA
158	Heyward,J	ATL
157	McCutchen,A	PIT
157	Weeks Jr, R	MIL
157	Ramirez,H	LA
157	Holliday,M	STL

NL PITCHING LEADERS

EARNED RUN AVERAGE

2.53	Kershaw,C	LA
2.73	Dickey,R	NY
2.78	Cueto,J	CIN
2.79	Cain,M	SF
2.86	Lohse,K	STL
2.89	Gonzalez,G	WSH
2.94	Zimmermann,J	WSH
3.05	Hamels,C	PHI
3.16	Lee,C	PHI
3.33	Miley,W	ARI

WINS

21	Gonzalez,G
20	Dickey,R
19	Cueto,J
18	Lynn,L
17	Hamels,C
16	7 players tied

WINNING STREAKS

11	Dickey,R	NY
25-Apr - 19-Jul		
9	Medlen,K	ATL
31-Jul - 30-Sep		
9	Burnett,A	PIT
19-May - 8-Jul		
8	4 streaks tied	

SAVES

42	Kimbrel,C	ATL
42	Motte,J	STL
38	Chapman,A	CIN
38	Papelbon,J	PHI
36	Hanrahan,J	PIT
35	Axford,J	MIL
32	Clippard,T	WSH
32	Putz,J	ARI
31	Betancourt,R	COL
25	2 players tied	

GAMES STARTED

33	12 players tied
----	-----------------

COMPLETE GAMES

5	Dickey,R	NY
3	Nolasco,C	MIA
3	Wainwright,A	STL
2	13 players tied	

GAMES

80	Belisle,M	COL
80	Choate,R	LA
80	Camp,S	CHI
78	Boggs,M	STL
78	Rodriguez,F	MIL
77	Gregerson,L	SD
77	Russell,J	CHI
77	Ziegler,B	ARI
77	Wright,W	HOU
76	Durbin,C	ATL

INNINGS PITCHED

233.2	Dickey,R
227.2	Kershaw,C
219.1	Cain,M
218.2	Richard,C
217.0	Cueto,J
215.1	Hamels,C
211.0	Lee,C
211.0	Lohse,K
209.1	Latos,M
208.1	2 players tied

STRIKEOUTS

230	Dickey,R	NY
229	Kershaw,C	LA
216	Hamels,C	PHI
207	Gonzalez,G	WSH
207	Lee,C	PHI
204	Gallardo,Y	MIL
197	Strasburg,S	WSH
193	Cain,M	SF
191	Bumgarner,M	SF
190	Lincecum,T	SF

WINNING PERCENTAGE

.842	Lohse,K	STL	(16-3)
.778	Latos,M	CIN	(14-4)
.769	Dickey,R	NY	(20-6)
.762	Cain,M	SF	(16-5)
.739	Hamels,C	PHI	(17-6)
.724	Gonzalez,G	WSH	(21-8)
.720	Lynn,L	STL	(18-7)
.714	Strasburg,S	WSH	(15-6)
.696	Hudson,T	ATL	(16-7)
.679	Cueto,J	CIN	(19-9)

SHUTOUTS

3	Dickey,R
2	Kershaw,C
2	Hamels,C
2	Cain,M
2	Nolasco,C
2	Wainwright,A
2	Santana,J
1	20 players tied

OPP. BATTING AVERAGE AGAINST

.206	Gonzalez,G	WSH
.210	Kershaw,C	LA
.222	Cain,M	SF
.226	Dickey,R	NY
.230	Latos,M	CIN
.232	Minor,M	ATL
.233	McDonald,J	PIT
.234	Bumgarner,M	SF
.236	Volquez,E	SD
.237	Hamels,C	PHI

HOME EARNED RUN AVERAGE

2.03	Cain,M	SF
2.05	Kershaw,C	LA
2.33	Lohse,K	STL
2.38	Bumgarner,M	SF
2.38	Gonzalez,G	WSH
2.59	Detwiler,R	WSH
2.59	Dickey,R	NY
2.73	McDonald,J	PIT
2.79	Cueto,J	CIN
2.86	Vogelsong,R	SF

ROAD EARNED RUN AVERAGE

2.32	Bailey,H	CIN
2.36	Zimmermann,J	WSH
2.77	Cueto,J	CIN
2.83	Lee,C	PHI
2.85	Strasburg,S	WSH
2.90	Dickey,R	NY
2.91	Cahill,T	ARI
2.93	Billingsle,C	LA
3.04	Niese,J	NY
3.11	Hamels,C	PHI

DAY EARNED RUN AVERAGE

1.93 Medlen,K
1.99 Cueto,J
2.03 Strasburg,S
2.15 Kershaw,C
2.64 Hudson,T
2.65 Capuano,C
2.71 Maholm,P
2.76 Latos,M
2.79 Lee,C
2.80 Dickey,R

ATL 2.46 Gonzalez,G
CIN 2.51 Samardzija,J
WSH 2.55 Zimmermann,J
LA 2.56 Lohse,K
ATL 2.67 Bumgarner,M
LA 2.67 Kershaw,C
ATL 2.68 Dickey,R
CIN 2.73 Cain,M
PHI 2.98 Hamels,C
NY 3.23 Bailey,H

NIGHT EARNED RUN AVERAGE

WSH
CHI
WSH
STL
SF
LA
NY
SF
PHI
CIN

HITS ALLOWED

228 Richard,C
216 Kennedy,I
214 Nolasco,C
209 Arroyo,B
207 Blanton,J
207 Lee,C
206 Bailey,H
205 Cueto,J
205 Rodriguez,W
201 Leake,M

LOSSES

SD 15 Lincecum,T
ARI 14 Richard,C
MIA 14 Johnson,J
CIN 14 Bedard,E
LA 13 9 players tied
PHI
CIN
CIN
PIT
CIN

HOME RUNS ALLOWED

31 Richard,C
29 Blanton,J
28 Kennedy,I
27 Hanson,T
26 7 players tied

FEWEST BB PER 9 IP

1.2 Lee,C PHI
1.6 Arroyo,B CIN
1.6 Blanton,J LA
1.6 Lohse,K STL
1.7 Miley,W ARI
1.7 Richard,C SD
1.8 Buehrle,M MIA
2.0 Zimmermann,J WSH
2.0 Cueto,J CIN
2.1 Leake,M CIN

WILD PITCHES

17 Lincecum,T
12 Garcia,J
10 Cahill,T
10 Samardzija,J
10 Axford,J
10 Harrell,L
10 Rodriguez,G
10 Rodriguez,H
10 Rodriguez,,F
10 Burnett,A

HIT BATSMEN

SF 14 Kennedy,I
STL 12 Cueto,J
ARI 11 Cahill,T
CHI 11 Maholm,P
MIL 10 Lynn,L
HOU 10 Zambrano,C
WSH 9 5 players tied
WSH
HOU
PIT

EARNED RUNS

107 Lincecum,T
100 Blanton,J
97 Richard,C
95 Nolasco,C
93 Kennedy,I
91 Leake,M
90 Wolf,R
87 Norris,B
87 Hanson,T
87 Wainwright,A

STRIKEOUTS PER 9 IP

SF 9.3 Gonzalez,G WSH
LA 9.3 Samardzija,J CHI
SD 9.2 Lynn,L STL
MIA 9.2 Lincecum,T SF
ARI 9.1 Kershaw,C LA
CIN 9.0 Hamels,C PHI
MIL 9.0 Gallardo,Y MIL
HOU 8.9 Dickey,R NY
ATL 8.8 Lee,C PHI
STL 8.8 Norris,B HOU

BALKS

4 Kennedy,I
3 Harrell,L
3 Cueto,J
2 10 players tied

WALKS

105 Volquez,E
90 Lincecum,T
85 Harang,A
81 Gallardo,Y
78 Harrell,L
76 Gonzalez,G
75 Zambrano,C
74 Cahill,T
71 Hanson,T
70 Zito,B

RUNS ALLOWED

111 Lincecum,T
110 Richard,C
106 Blanton,J
101 Kennedy,I
100 Nolasco,C
99 Rodriguez,W
97 Lyles,J
97 Leake,M
97 Bailey,H
96 Wainwright,A

OPP. BAT. AVG. AGAINST

SF .206 Gonzalez,G WSH
SD .210 Kershaw,C LA
LA .222 Cain,M SF
ARI .226 Dickey,R NY
MIA .230 Latos,M CIN
PIT .232 Minor,M ATL
HOU .233 McDonald,J PIT
CIN .234 Bumgarner,M SF
CIN .236 Volquez,E SD
STL .237 Hamels,C PHI

GAMES FINISHED

64 Papelbon,J PHI
58 Motte,J STL
57 Hanrahan,J PIT
56 Kimbrel,C ATL
54 Axford,J MIL
53 Betancourt,R COL
52 Chapman,A CIN
52 Putz,J ARI
47 Marmol,C CHI
42 Clippard,T WSH

NL ROOKIE PITCHING LEADERS

EARNED RUN AVERAGE

3.33	Miley,W	ARI	16	Miley,W	ARI
3.53	Kelly,J	STL	11	Harrell,L	HOU
3.74	Fiers,M	MIL	9	Fiers,M	MIL
3.76	Harrell,L	HOU	6	Corbin,P	ARI
4.30	Eovaldi,N	MIA	5	Kelly,J	STL
4.37	Delgado,R	ATL	5	Friedrich,C	COL
4.54	Corbin,P	ARI	5	Ottavino,A	COL
4.93	Pomeranz,D	COL	5	Torres,C	COL
5.09	Hefner,J	NY	4	3 players tied	
5.27	Keuchel,D	HOU			

WINS

WINNING STREAKS

3 9 streaks tied

SAVES

7	Thayer,D	SD
4	Dolis,R	CHI
3	Henderson,J	MIL
2	Layne,T	SD
2	Aumont,P	PHI
2	Hughes,J	PIT
1	Corbin,P	ARI
1	Hoover,J	CIN
1	Cedeno,X	HOU

GAMES STARTED

32	Harrell,L	HOU
29	Miley,W	ARI
29	Fiers,M	MIL
22	Eovaldi,N	MIA
22	Pomeranz,D	COL
17	Corbin,P	ARI
17	Delgado,R	ATL
16	Kelly,J	STL
16	Friedrich,C	COL
16	Keuchel,D	HOU

COMPLETE GAMES

1	Keuchel,D	HOU
1	Harrell,L	HOU

GAMES

67	Brach,B	SD
66	Hughes,J	PIT
64	Thayer,D	SD
53	Ottavino,A	COL
52	Cruz,R	HOU
44	Kontos,G	SF
44	Cedeno,X	HOU
40	Tolleson,S	LA
36	Henderson,J	MIL
35	Schwimer,M	PHI

INNINGS PITCHED

194.2	Miley,W	ARI
193.2	Harrell,L	HOU
127.2	Fiers,M	MIL
119.1	Eovaldi,N	MIA
107.0	Corbin,P	ARI
107.0	Kelly,J	STL
96.2	Pomeranz,D	COL
93.2	Hefner,J	NY
92.2	Delgado,R	ATL
85.1	Keuchel,D	HOU

STRIKEOUTS

144	Miley,W	ARI
140	Harrell,L	HOU
135	Fiers,M	MIL
86	Corbin,P	ARI
83	Pomeranz,D	COL
81	Ottavino,A	COL
78	Eovaldi,N	MIA
76	Delgado,R	ATL
75	Brach,B	SD
75	Kelly,J	STL

WINNING PERCENTAGE

.593	Miley,W	ARI	(16-11)
.500	Harrell,L	HOU	(11-11)
.474	Fiers,M	MIL	(9-10)
.235	Eovaldi,N	MIA	(4-13)

SHUTOUTS

1	Harrell,L	HOU
---	-----------	-----

OPP. BATTING AVERAGE AGAINST

.253	Harrell,L	HOU
.254	Fiers,M	MIL
.255	Miley,W	ARI
.256	Delgado,R	ATL
.261	Pomeranz,D	COL
.271	Kelly,J	STL
.280	Corbin,P	ARI
.284	Eovaldi,N	MIA
.286	Keuchel,D	HOU
.287	Hefner,J	NY

FINAL SPRING TRAINING STATISTICS

BATTING

NAME	BA	SLG	OBP	G	AB	R	H	TB	2B	3B	HR	RBI	SH	SF	HBP	BB	IBB	SO	SB	CS	GDP	E
Allen	.314	.571	.366	14	35	7	11	20	3	0	2	14	0	2	2	2	0	5	0	0	0	1
Barfield	—	—	—	1	0	0	0	0	0	0	0	0	0	0	0	0	0	0	0	0	0	0
Barton	.176	.235	.364	7	17	4	3	4	1	0	0	0	0	0	0	5	0	4	0	0	0	2
Cabrera	1.000	4.000	1.000	1	1	1	1	4	0	0	1	1	0	0	0	0	0	0	0	0	0	0
Carter	.217	.304	.321	12	23	4	5	7	2	0	0	1	0	1	0	4	0	10	0	0	0	0
Cespedes	.229	.429	.308	11	35	3	8	15	4	0	1	2	0	0	0	4	0	12	0	0	1	0
Choice	.286	.286	.286	5	7	0	2	2	0	0	0	2	0	0	0	0	0	2	0	0	1	0
Coleman	.000	.000	.000	1	1	0	0	0	0	0	0	0	0	0	0	0	1	0	0	0	0	0
Cowgill	.396	.563	.455	20	48	7	19	27	4	2	0	9	0	1	1	5	0	9	4	2	0	0
Crisp	.263	.368	.333	13	38	4	10	14	0	2	0	4	0	0	0	4	0	6	0	0	1	0
Crumbless	1.000	1.000	1.000	1	1	0	1	1	0	0	0	0	0	0	0	0	0	0	0	0	0	0
Donaldson	.270	.413	.319	20	63	6	17	26	3	0	2	10	0	1	0	5	0	16	2	0	2	4
Fiorentino	.333	.444	.571	12	9	5	3	4	1	0	0	1	0	0	0	5	0	1	0	0	0	0
Gomes	.250	.625	.467	17	32	11	8	20	3	0	3	4	0	0	2	11	0	8	1	0	0	0
Green	.250	.625	.222	9	8	1	2	5	0	0	1	3	0	1	0	0	0	2	1	0	0	0
Horton	.308	.462	.357	11	13	2	4	6	2	0	0	3	0	0	1	0	0	3	0	0	0	1
Hunter, C.	.429	.857	.500	8	7	3	3	6	0	0	1	2	0	0	1	0	0	2	1	0	0	0
Ka'aihue	.250	.575	.311	17	40	8	10	23	4	0	3	6	0	1	0	4	0	9	0	0	1	1
Ladendorf	.250	.250	.250	4	4	1	1	1	0	0	0	0	0	0	0	0	0	1	0	0	0	0
Moss	.500	.773	.522	13	22	4	11	17	3	0	1	7	0	0	0	1	0	6	0	0	0	0
Norris	.250	.500	.250	10	16	1	4	8	1	0	1	6	0	0	0	0	0	3	0	0	0	0
Ortiz	1.000	2.000	1.000	3	1	1	1	2	1	0	0	0	0	0	0	1	0	0	0	0	0	0
Parker, S.	.000	.000	.000	1	1	0	0	0	0	0	0	0	0	0	0	0	0	0	0	0	0	0
Pennington	.385	.487	.467	14	39	7	15	19	4	0	0	3	0	0	0	6	0	3	1	0	0	5
Powell	.333	.500	.333	3	6	0	2	3	1	0	0	2	0	0	0	0	0	1	0	0	0	0
Pridie	.143	.286	.333	4	7	2	1	2	1	0	0	0	0	0	0	2	0	1	0	0	0	0
Ramirez	.167	.556	.250	7	18	4	3	10	1	0	2	3	0	0	0	2	0	2	0	0	2	0
Recker	.265	.412	.297	14	34	4	9	14	2	0	1	4	0	1	0	2	0	10	0	0	1	0
Reddick	.304	.587	.333	15	46	10	14	27	2	1	3	12	0	0	0	2	0	12	1	1	2	0
Rosales	.167	.222	.261	12	18	3	3	4	1	0	0	2	1	2	0	3	0	4	0	2	0	1
Smith	.244	.366	.326	16	41	4	10	15	3	1	0	5	0	0	0	5	0	8	0	0	5	0
Sogard	.296	.519	.361	21	54	14	16	28	3	0	3	9	0	1	0	6	0	6	2	1	1	2
Spina	.000	.000	.000	1	1	0	0	0	0	0	0	0	0	0	0	0	0	0	0	0	0	0
Stassi	.000	.000	.000	2	2	0	0	0	0	0	0	0	0	0	0	0	0	1	0	0	0	0
Suzuki	.243	.378	.349	15	37	7	9	14	2	0	1	3	0	0	0	6	0	5	0	0	0	1
Taylor	.200	.200	.292	12	20	3	4	4	0	0	0	1	0	1	0	3	0	6	0	1	0	1
Timmons	.270	.297	.364	20	37	6	10	11	1	0	0	5	0	1	1	5	0	4	1	0	2	1
Weeks	.339	.554	.345	16	56	8	19	31	3	0	3	10	0	1	0	1	0	9	2	1	0	3
TEAM	.284	.468	.356	24	842	145	239	394	56	6	29	134	1	14	8	94	0	176	16	8	21	23
OPPONENTS	.250	.387	.323	24	811	117	203	314	34	4	23	111	3	7	5	86	0	161	27	11	20	25

PITCHING

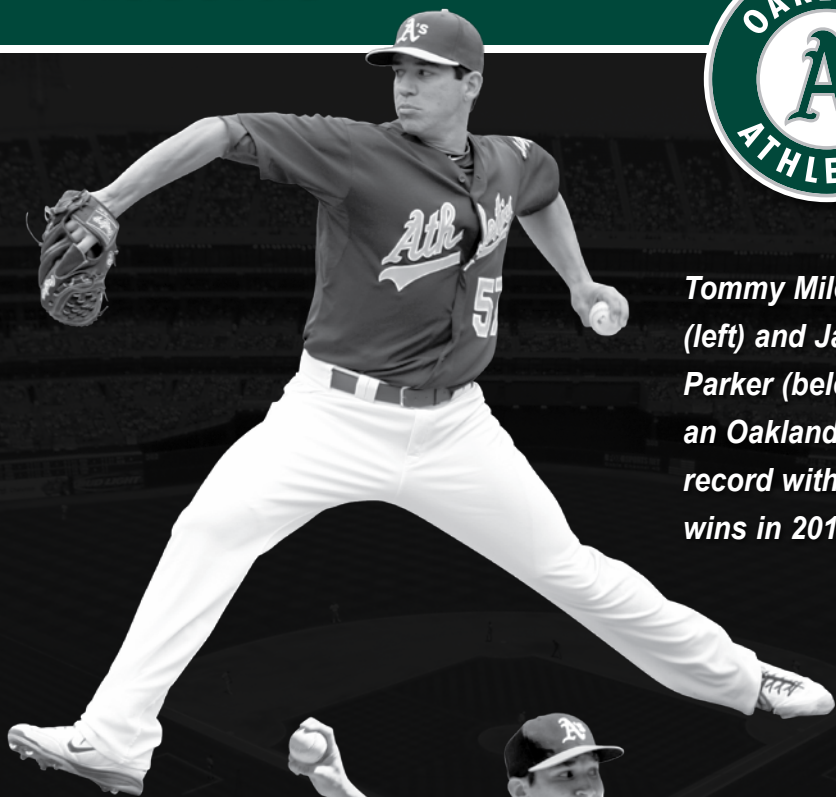
NAME	W	L	ERA	G	GS	CG	SHO	SV	INN	H	R	ER	HR	SH	SFHBP	BB	IBB	SO	WP	BK	BA	
Balfour	0	0	6.75	7	0	0	0	0	6.2	9	5	5	3	0	0	4	0	6	0	0	.346	
Banwart	0	0	0.00	1	0	0	0	1	1.0	1	0	0	0	0	0	0	0	0	0	0	.333	
Barham	0	0	0.00	2	0	0	0	0	1.1	1	0	0	0	0	0	1	0	1	0	1	.200	
Blevins	1	0	3.86	8	0	0	0	0	7.0	4	3	3	2	0	0	1	0	6	0	0	.167	
Bowman	0	0	0.00	1	0	0	0	0	1.0	0	0	0	0	0	0	1	0	0	0	0	.000	
Carignan	0	0	2.16	7	0	0	0	0	8.1	8	3	2	2	0	0	0	0	9	0	0	.258	
Castro	1	0	3.00	2	0	0	0	0	3.0	4	1	1	0	0	0	1	0	2	0	0	.333	
Colon	1	0	5.40	2	2	0	0	0	6.2	7	4	4	1	0	0	0	0	5	0	0	.250	
Cook	0	0	3.38	7	0	0	0	0	8.0	2	3	3	1	0	0	3	0	6	1	0	.077	
De Los Santos	0	1	4.32	9	0	0	0	1	8.1	6	6	4	1	1	0	1	5	5	5	0	.194	
Devine	0	0	13.50	3	0	0	0	0	2.2	2	4	4	0	0	0	3	0	2	1	0	.200	
Doolittle	0	0	0.00	2	0	0	0	0	1.1	1	0	0	0	0	0	1	0	3	0	0	.200	
Figueroa	1	0	0.00	7	0	0	0	0	7.0	4	0	0	0	1	0	1	2	5	0	0	.167	
Fuentes	0	0	6.43	7	0	0	0	0	7.0	6	5	5	2	0	0	4	0	5	0	0	.231	
Godfrey	1	2	5.09	6	4	0	0	0	17.2	19	10	10	2	0	0	6	0	13	1	0	.268	
Gonzalez	0	0	15.00	2	0	0	0	0	3.0	6	5	5	0	0	0	1	0	2	0	0	.429	
Gray	0	0	5.40	2	0	0	0	0	3.1	3	3	2	0	0	1	0	4	0	1	0	.273	
Hernandez	0	0	27.00	1	0	0	0	0	0.1	2	1	1	1	0	0	0	0	0	0	0	.667	
Hunter, B.	0	0	0.00	2	0	0	0	0	2.0	1	0	0	0	0	0	0	0	1	0	0	.143	
McCarthy	0	0	4.63	3	3	0	0	0	11.2	13	9	6	0	1	2	0	4	6	0	0	.283	
Miller	0	0	4.91	4	0	0	0	0	3.2	3	3	2	0	0	0	5	0	5	1	0	.200	
Milone	2	1	4.91	5	4	0	0	0	14.2	13	9	8	3	0	1	0	1	0	12	0	.232	
Norberto	1	0	3.38	10	0	0	0	0	10.2	11	5	4	1	0	1	0	4	0	12	1	.256	
Parker, J.	2	1	3.27	4	3	0	0	0	11.0	6	4	4	0	0	0	1	13	0	9	1	.162	
Peacock	0	1	12.86	3	2	0	0	0	7.0	12	11	10	0	0	1	0	4	4	2	0	.375	
Ross	2	1	1.80	5	5	0	0	0	15.0	15	4	3	0	0	0	7	0	10	0	0	.263	
Schlichting	2	0	5.40	6	1	0	0	1	11.2	12	7	7	1	0	0	3	0	7	0	0	.261	
Scribner	1	0	1.38	8	0	0	0	1	13.0	10	2	2	0	0	2	3	0	10	0	0	.213	
Souza	0	0	4.50	3	0	0	0	1	2.0	3	1	1	1	0	0	0	0	0	1	0	.375	
Thornton	0	0	0.00	2	0	0	0	0	2.0	2	0	0	0	0	0	1	0	1	0	0	.250	
Threets	0	0	1.17	7	0	0	0	1	7.2	6	1	1	0	0	0	2	0	8	2	0	.231	
Treinen	0	0	0.00	1	0	0	0	0	1.0	0	0	0	0	0	0	0	0	1	0	0	.000	
Wagner	0	0	13.50	5	0	0	0	1	5.1	11	8	8	2	0	1	0	2	4	0	0	.458	
Walz	0	0	0.00	1	0	0	0	0	1.0	0	0	0	0	0	0	0	0	0	0	0	.000	
TEAM	15	7	4.44	24	24	0	1	7	213.0	203	117	105	23	3	7	5	86	0	161	16	1	.250
OPPONENTS	7	15	4.99	24	24	0	0	3	211.0	239	145	117	29	1	14	8	94	0	176	15	4	.284

REVIEW

SPRING TRAINING RESULTS

DATE	OPPONENT	SCORE	RECORD	WINNER	LOSER	ATTEND.	HOME CUM.
March 2	Seattle	L, 5-8	0-1	Beavan	Godfrey	6,316	6,316
March 3	at Seattle	W, 9-2	1-1	Parker	Millwood	8,675	
March 4	at Chicago (NL)	W, 12-10	2-1	Schlichting	Mateo	10,366	
March 5	Los Angeles (AL)	L, 1-9	2-2	Wilson	Peacock	3,511	9,827
	at Chicago (NL)	W, 8-7	3-2	Castro	Zych	5,809	
March 6	at Milwaukee	W, 6-0	4-2	Milone	Rodriguez	2,835	
March 7	Los Angeles (NL)	T, 3-3	4-2-1	---	---	3,583	13,410
March 8	at Los Angeles (NL)	L, 2-7	4-3-1	Capuano	Parker	5,721	
March 9	at Colorado	W, 6-4	5-3-1	Blevins	Chatwood	9,596	
March 10	Cincinnati	W, 6-2	6-3-1	Colon	Cueto	6,644	20,054
March 11	Kansas City	W, 10-8	7-3-1	Figueroa	Wood	4,840	24,894
March 12	at Chicago (AL)	W, 9-4	8-3-1	Ross	Peavy	4,468	
March 13	Milwaukee	W, 8-6	9-3-1	Norberto	De La Cruz	4,714	29,608
March 15	at Texas	W, 11-7	10-3-1	Scribner	Stetter	7,562	
March 16	Seattle	W, 6-1	11-3-1	Godfrey	Iwakuma	9,038*	38,646
March 17	Chicago (NL)	W, 4-3	12-3-1	Schlichting	Maholm	8,799*	47,447
	at San Francisco	L, 2-7	12-4-1	Lincecum	Milone	12,022*	
March 18	at Arizona	W, 11-2	13-4-1	Ross	Cahill	12,505*	
March 19	Arizona	W, 6-5	14-4-1	Parker	Collmenter	5,515	52,962
March 20	Chicago (NL)	T, 5-5 (10)	14-4-2	---	---	5,021	57,983
March 21	at Kansas City	L, 3-8	14-5-2	Mendoza	Godfrey	4,021	
March 25	vs. Yomiuri at Tokyo (exhib.)	W, 5-0		Milone	Miyaguni	26,252	
March 26	vs. Hanshin at Tokyo (exhib.)	L, 6-12		Messenger	Ross	10,681	
March 31	at Sacramento (exhib.)	W, 9-0		Milone	Parker	10,112	
April 2	vs. San Francisco (at SF)	L, 2-4	14-6-2	Casilla	De Los Santos	41,823	
April 3	vs. San Francisco (at OAK)	L, 2-3	14-7-2	Cain	Ross	14,634	72,617
April 4	vs. San Francisco (at SF)	W, 8-1	15-7-2	Milone	Petit	39,730	

Records



*Tommy Milone
(left) and Jarrod
Parker (below) set
an Oakland rookie
record with 13
wins in 2012.*



ATHLETICS YEAR-BY-YEAR

YEAR	POS.	W	L	PCT.	GA/GB	WILD CARD	MANAGER	HOME	ROAD
1901	4	74	62	.544	-9		Connie Mack	42-24	32-38
1902	****1	83	53	.610	+5		Connie Mack	56-17	27-36
1903	2	75	60	.556	-14½		Connie Mack	44-21	31-39
1904	5	81	70	.536	-12½		Connie Mack	47-31	34-39
1905	****1	92	56	.622	+2		Connie Mack	50-23	42-33
1906	4	78	67	.538	-12		Connie Mack	48-23	30-44
1907	2	88	57	.607	-1½		Connie Mack	50-20	38-37
1908	6	68	85	.444	-22		Connie Mack	46-30	22-55
1909	2	95	58	.621	-3½		Connie Mack	49-27	46-31
1910	****1	102	48	.680	+14½		Connie Mack	57-19	45-29
1911	****1	101	50	.669	+13½		Connie Mack	54-20	47-30
1912	3	90	62	.592	-15		Connie Mack	45-32	45-30
1913	****1	96	57	.627	+6½		Connie Mack	50-26	46-31
1914	****1	99	53	.651	+8½		Connie Mack	51-24	48-29
1915	8	43	109	.283	-58½		Connie Mack	20-55	23-54
1916	8	36	117	.235	-54½		Connie Mack	23-53	13-64
1917	8	55	98	.359	-44½		Connie Mack	29-47	26-51
1918	8	52	76	.406	-24		Connie Mack	35-32	17-44
1919	8	36	104	.257	-52		Connie Mack	21-49	15-55
1920	8	48	106	.312	-50		Connie Mack	25-50	23-56
1921	8	53	100	.346	-45		Connie Mack	28-47	25-53
1922	7	65	89	.422	-29		Connie Mack	38-39	27-50
1923	6	69	83	.454	-29		Connie Mack	34-41	35-42
1924	5	71	81	.467	-20		Connie Mack	36-39	35-42
1925	2	88	64	.579	-8½		Connie Mack	51-26	37-38
1926	3	83	67	.553	-6		Connie Mack	44-27	39-40
1927	2	91	63	.591	-19		Connie Mack	50-27	41-36
1928	2	98	55	.641	-2½		Connie Mack	52-25	46-30
1929	****1	104	46	.693	+18		Connie Mack	57-16	47-30
1930	****1	102	52	.662	+8		Connie Mack	58-18	44-34
1931	****1	107	45	.704	+13½		Connie Mack	60-15	47-30
1932	2	94	60	.610	-13		Connie Mack	51-26	43-34
1933	3	79	72	.523	-19½		Connie Mack	46-29	33-43
1934	5	68	82	.453	-31		Connie Mack	34-40	34-42
1935	8	58	91	.389	-34		Connie Mack	30-42	28-49
1936	8	53	100	.346	-49		Connie Mack	31-46	22-54
1937	7	54	97	.358	-46½		Connie Mack	27-50	27-47
1938	8	53	99	.349	-46		Connie Mack	28-47	25-52
1939	7	55	97	.362	-51½		Connie Mack	28-48	27-49
1940	8	54	100	.351	-36		Connie Mack	29-42	25-58
1941	8	64	90	.416	-37		Connie Mack	36-41	28-49
1942	8	55	99	.357	-48		Connie Mack	25-51	30-48
1943	8	49	105	.318	-49		Connie Mack	27-51	22-54
1944	5	72	82	.468	-17		Connie Mack	39-37	33-45
1945	8	52	98	.347	-34½		Connie Mack	39-35	13-63
1946	8	49	105	.318	-55		Connie Mack	31-46	18-59
1947	5	78	76	.506	-19		Connie Mack	39-38	39-38
1948	4	84	70	.545	-12½		Connie Mack	36-41	48-29
1949	5	81	73	.526	-16		Connie Mack	52-25	29-48
1950	8	52	102	.338	-46		Connie Mack	29-48	23-54
1951	6	70	84	.455	-28		Jimmie Dykes	38-41	32-43
1952	4	79	75	.513	-16		Jimmie Dykes	45-32	34-43
1953	7	59	95	.383	-41½		Jimmie Dykes	27-50	32-45
1954	8	51	103	.331	-60		Eddie Joost	29-47	22-56
Philadelphia Totals		3886	4248	.478				2146-1896	1740-2352
1955	6	63	91	.409	-33		Lou Boudreau	33-43	30-48
1956	8	52	102	.338	-45		Lou Boudreau	22-55	30-47
1957	7	59	94	.386	-38½		Boudreau (36-67)/Craft (23-27)	37-40	22-54
1958	7	73	81	.474	-19		Harry Craft	43-34	30-47
1959	7	66	88	.429	-28		Harry Craft	37-40	29-48
1960	8	58	96	.377	-39		Bob Elliot	34-43	24-53

YEAR	POS.	W	L	PCT.	GA/GB	WILD CARD	MANAGER	HOME	ROAD
1961	9t	61	100	.379	-47½		Joe Gordon (26-33)/Bauer (35-67)	33-47	28-53
1962	9	72	90	.444	-24		Hank Bauer	39-42	33-48
1963	8	73	89	.451	-31½		Ed Lopat	36-45	37-44
1964	10	57	105	.352	-42		Lopat (17-35)/Mel McGaha (40-70)	26-55	31-50
1965	10	59	103	.364	-43		McGaha (5-21)/Haywood Sullivan (54-82)	33-48	26-55
1966	7	74	86	.463	-23		Alvin Dark	42-39	32-47
1967	10	62	99	.385	-29½		Dark (52-69)/Luke Appling (10-30)	37-44	25-55
Kansas City Totals		829	1224	.404				452-575	377-649
1968	6	82	80	.506	-21		Bob Kennedy	44-38	38-42
1969	2	88	74	.543	-9		Hank Bauer (80-69)/McNamara (8-5)	49-32	39-42
1970	2	89	73	.549	-9		John McNamara	49-32	40-41
1971	**1	101	60	.627	+16		Dick Williams	46-35	55-25
1972	****1	93	62	.600	+5½		Dick Williams	48-29	45-33
1973	****1	94	68	.580	+6		Dick Williams	50-31	44-37
1974	****1	90	72	.556	+5		Alvin Dark	49-32	41-40
1975	**1	98	64	.605	+7		Alvin Dark	54-27	44-37
1976	2	87	74	.540	-2½		Chuck Tanner	51-30	36-44
1977	7	63	98	.391	-38½		Jack McKeon (26-27)/Winkles (37-71)	35-46	28-52
1978	6	69	93	.426	-23		Bobby Winkles (24-15)/McKeon (45-78)	38-42	31-51
1979	7	54	108	.333	-34		Jim Marshall	31-50	23-58
1980	2	83	79	.512	-14		Billy Martin	46-35	37-44
1981	**1	64	45	.587	+5		Billy Martin	35-21	29-24
1982	5	68	94	.420	-25		Billy Martin	36-45	32-49
1983	4	74	88	.457	-25		Steve Boros	42-39	32-49
1984	4	77	85	.475	-7		Boros (20-24)/Moore (57-61)	44-37	33-48
1985	4	77	85	.475	-14		Jackie Moore	43-36	34-49
1986	3t	76	86	.469	-16		Moore (29-44)/Jeff Newman (2-8)/ Tony La Russa (45-34)	47-36	29-50
1987	3	81	81	.500	-4		Tony La Russa	42-39	39-42
1988	****1	104	58	.642	+13		Tony La Russa	54-27	50-31
1989	****1	99	63	.611	+7		Tony La Russa	54-27	45-36
1990	****1	103	59	.636	+9		Tony La Russa	51-30	52-29
1991	4	84	78	.519	-11		Tony La Russa	47-34	37-44
1992	**1	96	66	.593	+6		Tony La Russa	51-30	45-36
1993	7	68	94	.420	-26		Tony La Russa	38-43	30-51
1994	2	51	63	.447	-1		Tony La Russa	24-32	27-31
1995	4	67	77	.465	-11½	7th (-12)	Tony La Russa	38-34	29-43
1996	3	78	84	.481	-12	t6th (-10)	Art Howe	40-41 ¹	38-43
1997	4	65	97	.401	-25	11th (-31)	Art Howe	35-46	30-51
1998	4	74	88	.457	-14	7th (-18)	Art Howe	39-42	35-46
1999	2	87	75	.537	-8	2nd (-7)	Art Howe	52-29	35-46
2000	**1	91	70	.565	+½	n/a	Art Howe	47-34	44-36
2001	*2	102	60	.630	-14	1st (+17)	Art Howe	53-28	49-32
2002	**1	103	59	.636	+4	n/a	Art Howe	54-27	49-32
2003	**1	96	66	.593	+3	n/a	Ken Macha	57-24	39-42
2004	2	91	71	.562	-1	2nd (-7)	Ken Macha	52-29	39-42
2005	2	88	74	.543	-7	3rd (-7)	Ken Macha	45-36	43-38
2006	**1	93	69	.574	+4	n/a	Ken Macha	49-32	44-37
2007	3	76	86	.469	-18	6th (-18)	Bob Geren	40-41	36-45
2008	3	75	86	.466	-24½	7th (-19½)	Bob Geren	43-38 ²	32-48
2009	4	75	87	.463	-22	t7th (-20)	Bob Geren	40-41	35-46
2010	2	81	81	.500	-9	t5 (-14)	Bob Geren	47-34	34-47
2011	3	74	88	.457	-22	7 (-17)	Geren (27-36)/Bob Melvin (47-52)	43-38	31-50
2012	**1	94	68	.580	+1	n/a	Bob Melvin	50-31 ²	44-37
Oakland Totals		3723	3436	.520				2022-1560	1701-1876
Athletics Totals		8438	8908	.486				4620-4031	3818-4877

* American League Wild Card Champions (1 time)

** American League Western Division Champions (15 times)

*** American League Champions (15 times: Oakland 6 times, Philadelphia 9 times)

**** World Champions (9 times: Oakland 4 times, Philadelphia 5 times)

¹ includes 2-4 record at Las Vegas

² includes 1-1 record at Tokyo

ATHLETICS VS. THE AMERICAN LEAGUE

YEAR	BAL	BOS	CAL	CHI	CLE	DET	MIL	MIN	NY	STL	WAS	TOTAL
1901	8-12	10-10		8-12	14-6	9-7	14-6				11-9	74-62
1902	13-6	11-9		10-10	12-8	16-4				9-10	12-6	83-53
1903		6-13		14-6	11-9	9-11			8-10	11-8	16-3	75-60
1904		9-13		14-8	10-11	12-10			9-12	11-10	16-6	81-70
1905		15-7		12-9	15-7	13-9			11-8	15-7	11-9	92-56
1906		14-8		9-12	10-12	13-6			8-13	9-11	15-5	78-67
1907		14-8		12-10	14-8	8-11			9-10	14-6	17-4	88-57
1908		12-10		9-13	6-16	8-14			14-8	8-13	11-11	68-85
1909		11-10		10-12	13-9	14-8			14-8	14-8	19-3	95-58
1910		18-4		14-8	14-7	13-9			12-9	17-5	14-6	102-48
1911		13-9		11-9	17-5	10-12			15-6	20-2	15-7	101-50
1912		7-15		10-12	14-8	13-9			17-5	16-6	13-7	90-62
1913		11-11		11-11	13-9	15-7			17-5	15-6	14-8	96-57
1914		9-12		17-5	19-3	12-9			14-8	15-7	13-9	99-53
1915		5-17		3-19	7-15	5-17			9-11	6-16	8-14	43-109
1916		6-16		4-18	4-18	4-18			7-15	5-17	6-15	36-117
1917		3-18		7-15	6-16	10-12			7-15	11-11	11-11	55-98
1918		6-13		10-11	7-13	11-9			4-8	8-10	6-12	52-76
1919		6-14		3-17	4-16	6-14			2-18	7-13	8-12	36-104
1920		9-13		6-16	6-16	10-12			3-19	8-14	6-16	48-106
1921		10-12		8-14	7-15	7-14			5-17	5-17	11-11	53-100
1922		12-10		10-12	11-11	6-16			5-17	9-13	12-10	65-89
1923		7-13		12-10	10-12	10-12			6-16	9-13	15-7	69-83
1924		10-12		11-11	11-11	11-11			8-12	13-9	7-15	71-81
1925		17-5		14-8	11-11	14-8			13-9	12-10	7-13	88-64
1926		14-8		15-6	8-14	11-11			13-9	15-7	7-12	83-67
1927		16-6		14-8	12-10	13-9			8-14	16-6	12-10	91-63
1928		18-3		16-6	16-6	14-8			6-16	16-6	12-10	98-55
1929		18-4		13-9	14-7	18-4			14-8	11-10	16-4	104-46
1930		18-4		16-6	15-7	15-7			12-10	16-6	10-12	102-52
1931		16-4		19-3	18-4	18-4			11-11	14-8	11-11	107-45
1932		18-4		15-7	12-10	15-7			8-14	16-6	10-12	94-60
1933		8-14		10-12	16-6	11-11			9-12	14-6	11-11	79-72
1934		9-12		13-9	9-13	10-12			7-15	9-12	11-9	68-82
1935		6-16		10-12	10-12	5-14			6-14	11-11	10-12	58-91
1936		9-13		7-15	9-13	5-17			6-16	11-10	6-16	53-100
1937		3-17		7-15	9-13	8-14			8-14	11-11	8-13	54-97
1938		8-14		10-12	4-18	8-14			5-16	12-9	6-16	53-99
1939		4-18		11-11	4-18	11-11			4-18	13-9	8-12	55-97
1940		4-18		6-16	8-14	11-11			9-13	8-14	8-14	54-100
1941		6-16		12-10	7-15	9-13			8-14	11-11	11-11	64-90
1942		8-14		10-12	6-16	9-13			6-16	6-16	10-12	55-99
1943		11-11		4-18	6-16	9-13			6-16	8-14	5-17	49-105
1944		11-11		13-9	10-12	11-11			9-13	9-13	9-13	72-82
1945		8-14		10-12	6-12	7-15			6-16	10-12	5-17	52-98
1946		5-17		10-12	7-15	5-17			6-16	10-12	6-16	49-105
1947		12-10		11-11	11-11	11-11			9-13	13-9	11-11	78-76
1948		10-12		16-6	6-16	10-12			10-12	18-4	14-8	84-70
1949		8-14		16-6	13-9	8-14			8-14	12-10	16-6	81-73
1950		3-19		11-11	5-17	5-17			7-15	8-14	13-9	52-102
1951		7-15		13-9	6-16	9-13			9-13	14-8	12-10	70-84
1952		10-12		11-11	9-13	17-5			9-13	14-8	9-13	79-75
1953		7-15		12-10	3-19	11-11			5-17	13-9	8-14	59-95
1954	12-10	7-15		5-17	4-18	9-13			4-18		10-12	51-103
1955	12-10	8-14		8-14	5-17	10-12			7-15		13-9	63-91
1956	7-15	10-12		8-14	5-17	6-16			4-18		12-10	52-102
1957	5-16	6-16		8-14	11-11	14-8			3-19		12-10	59-94
1958	10-12	10-12		10-12	12-10	10-12			9-13		12-10	73-81
1959	14-8	11-11		10-12	7-15	7-15			5-17		12-10	66-88
1960	9-13	9-13		7-15	7-15	12-10			7-15		7-15	58-96

YEAR	BAL	BOS	CHI	CLE	DET	KC	LAA	MIL	MIN	NYG	SEA	TB	TEX	TOR	TOTAL
1961	5-13	8-10	4-14	9-8	6-12		9-9		7-11	4-14			9-9		61-100
1962	8-10	8-10	9-9	7-11	6-12		6-12		8-10	5-13			15-3		72-90
1963	9-9	11-7	6-12	7-11	5-13		10-8		9-9	6-12			10-8		73-89
1964	5-13	6-12	2-16	8-10	7-11		6-12		9-9	6-12			8-10		57-105
1965	7-11	7-11	5-13	9-9	5-13		5-13		8-10	7-11			6-12		59-103
1966	5-11	9-9	5-13	12-6	12-6		9-9		8-10	5-13			9-9		74-86
1967	8-10	6-12	10-8	7-11	6-12		4-14		8-10	7-11			6-11		62-99
1968	9-9	10-8	8-10	12-6	5-13		13-5		10-8	8-10			7-11		82-80
1969	4-8	8-4	10-8	7-5	5-7	10-8	12-6	13-5	5-13	6-6			8-4		88-74
1970	5-7	5-7	16-2	5-7	6-6	11-7	10-8	10-8	5-13	6-6			10-2		89-73
1971	4-7	9-3	7-11	8-4	8-4	13-5	11-7	15-3	10-8	7-5			9-3		101-60
1972	6-6	3-9	8-7	10-2	8-4	11-7	10-8	8-4	9-8	9-3			11-4		93-62
1973	7-5	8-4	12-6	9-3	5-7	10-8	12-6	8-4	4-14	8-4			11-7		94-68
1974	6-6	4-8	11-7	7-5	7-5	10-8	12-6	7-5	13-5	5-7			8-10		90-72
1975	8-4	6-6	9-9	10-2	6-6	11-7	11-7	7-5	12-6	6-6			12-6		98-64
1976	8-4	8-4	9-8	8-4	6-6	9-9	12-6	7-5	7-11	6-6			7-11		87-74
1977	2-8	3-8	5-10	3-7	5-5	6-9	10-5	5-5	6-8	2-9	7-8		2-13	7-3	63-98
1978	0-11	5-5	8-7	6-4	4-6	5-10	6-9	1-9	6-9	2-8	13-2		6-9	7-4	69-93
1979	4-8	3-9	4-9	4-8	5-7	4-9	3-10	6-6	4-9	3-9	8-5		2-11	4-8	54-108
1980	5-7	3-9	7-6	6-6	6-6	7-6	10-3	5-7	7-6	4-8	8-5		7-6	8-4	83-79
1981	5-7	5-7	6-7	2-3	2-1	3-3	8-2	2-4	8-2	3-4	6-1		4-2	10-2	64-45
1982	5-7	4-8	4-9	8-4	3-9	6-7	4-9	5-7	10-3	5-7	6-7		5-8	3-9	68-94
1983	4-8	4-8	5-8	5-7	6-6	6-7	8-5	6-6	9-4	4-8	9-4		2-11	6-6	74-88
1984	6-6	5-7	7-6	5-7	3-9	8-5	6-7	8-4	5-8	4-8	8-5		8-5	4-8	77-85
1985	5-7	4-8	5-8	9-3	4-8	5-8	7-6	9-3	5-8	5-7	8-5		6-7	5-7	77-85
1986	7-5	5-7	6-7	2-10	6-6	5-8	3-10	7-5	7-6	7-5	10-3		3-10	8-4	76-86
1987	5-7	8-4	4-9	8-4	7-5	8-5	7-6	6-6	3-10	7-5	5-8		6-7	7-5	81-81
1988	8-4	9-3	8-5	8-4	8-4	5-8	9-4	9-3	8-5	6-6	9-4		8-5	9-3	104-58
1989	7-5	5-7	8-5	10-2	8-4	6-7	8-5	7-5	7-6	9-3	9-4		8-5	7-5	99-63
1990	8-4	8-4	5-8	8-4	6-6	9-4	9-4	7-5	7-6	12-0	9-4		8-5	7-5	103-59
1991	9-3	4-8	6-7	7-5	8-4	7-6	12-1	4-8	5-8	6-6	6-7		4-9	6-6	84-78
1992	6-6	7-5	8-5	6-6	6-6	9-4	8-5	5-7	8-5	6-6	12-1		9-4	6-6	96-66
1993	2-10	3-9	6-7	4-8	4-8	7-6	7-6	5-7	5-8	6-6	9-4		5-8	5-7	68-94
1994	5-7	3-9	3-6	0-6	4-5	3-7	6-3	1-4	5-2	5-7	4-3		7-3	5-1	51-63
1995	7-5	4-8	5-7	0-7	3-2	8-5	7-6	2-7	7-5	9-4	7-6		5-8	3-7	67-77
1996	4-9	5-8	7-5	6-6	8-4	7-5	7-6	5-7	7-6	3-9	8-5		7-6	4-8	78-84
1997	3-8	4-7	3-8	4-7	4-7	8-3	1-11	6-5	4-7	5-6	5-7		5-7	6-5	58-88
1998	3-8	2-9	7-4	8-3	4-7	4-7	7-5		7-4	3-8	5-7	5-6	6-6	5-6	66-80
1999	7-5	6-4	7-3	2-10	6-4	6-6	4-8		5-7	4-6	6-6	9-1	5-7	8-2	75-69
2000	8-4	5-5	3-6	6-6	4-6	8-4	8-5		7-5	3-6	9-4	7-2	5-7	7-3	80-63
2001	7-2	5-4	8-1	3-4	6-1	6-3	14-6		4-5	6-3	9-10	7-2	9-10	6-3	90-54
2002	5-4	3-6	7-2	5-2	6-1	8-1	11-9		6-3	4-5	8-11	8-1	13-6	3-6	87-57
2003	7-2	4-3	5-4	6-3	6-3	7-2	12-8		1-8	6-3	7-12	6-3	15-4	5-2	87-57
2004	7-0	1-8	7-2	3-6	5-4	7-2	9-10		5-2	2-7	11-8	7-2	11-9	6-3	81-63
2005	6-4	4-6	7-2	3-6	5-1	4-2	9-10		6-4	2-7	12-6	4-5	11-8	5-5	78-66
2006	4-2	7-3	3-3	6-3	4-5	5-4	8-11		4-6	6-3	17-2	6-3	9-10	6-4	85-59
2007	4-4	4-4	5-4	4-6	6-4	4-6	10-9		2-5	4-2	5-14	4-6	9-10	5-4	66-78
2008	5-0	4-6	4-5	4-5	6-3	3-6	9-10		5-5	1-5	10-9	3-6	7-12	4-6	65-78
2009	5-1	5-5	5-4	5-2	4-5	6-2	7-12		6-4	2-7	5-14	6-4	11-8	3-6	70-74
2010	7-3	5-4	5-4	6-3	3-3	6-3	8-11		3-6	1-9	13-6	4-5	9-10	3-4	73-71
2011	5-4	2-6	4-6	2-5	5-5	5-4	11-8		4-4	3-6	9-10	5-2	6-13	5-5	66-78
2012	5-4	8-1	3-3	8-2	3-4	4-5	10-9		5-4	5-5	12-7	5-4	11-8	5-4	84-60
Totals		869-1056	893-1015	300-248					767-1132			86-52	203-176		
	985-925		967-1025		907-985		435-390		982-994		304-224		400-397		8284-8778

Note: Baltimore record also includes Milwaukee Brewers (1901) and St. Louis Browns (1902-53). Minnesota record includes Washington Senators (1901-60). New York record includes Baltimore Orioles (1901-02). Milwaukee record includes Seattle Pilots (1969). Texas record includes Washington Senators (1961-71).

ATHLETICS VS. THE NATIONAL LEAGUE

YEAR	ARI	ATL	CHI	CIN	COL	HOU	LA	MIA	MIL	NYM	PHI	PIT	STL	SD	SF	WAS	TOTAL
1997					1-3		1-3							3-1	2-2		7-9
1998	2-1				1-2		1-2							2-1	2-2		8-8
1999	2-1				3-0		3-0							1-2	3-3		12-6
2000	2-1				1-2		2-1							3-0	3-3		11-7
2001	3-0				3-0		2-1							2-1	2-4		12-6
2002				3-0		3-0			3-0			3-0			4-2		16-2
2003		1-2						1-2			1-2				3-3	3-0	9-9
2004			1-2	3-0								3-0	0-3		3-3		10-8
2005		2-1								2-1	2-1				4-2	0-3	10-8
2006	0-3				1-2		3-0							1-2	3-3		8-10
2007				2-1		2-1				0-3			1-2		5-1		10-8
2008	1-2	1-2						2-1			2-1				4-2		10-8
2009	1-2				0-3		1-2							2-1	1-5		5-13
2010			1-2	0-3								3-0	1-2		3-3		8-10
2011	2-1							1-2		1-2	1-2				3-3		8-10
2012	0-3				3-0		3-0							2-1	2-4		10-8
Totals	13-14	4-5	2-4	8-4	13-12	5-1	16-9	4-5	189-159	3-6	6-6	9-0	2-7	16-9	47-45	3-3	154-130

Note: Washington record also includes Montreal Expos (2003). Milwaukee total includes 186-159 record while in the AL.

ATHLETICS IN DIVISIONAL PLAY

YEAR	A.L. WEST			A.L. CENTRAL			A.L. EAST			NATIONAL LEAGUE		
	HOME	ROAD	TOTAL	HOME	ROAD	TOTAL	HOME	ROAD	TOTAL	HOME	ROAD	TOTAL
1969	26-19	24-21	50-40				23-13	15-21	38-34			
1970	27-18	25-20	52-38				22-14	15-21	37-35			
1971	24-21	32-13	56-34				22-14	23-12	45-26			
1972	28-13	21-21	49-34				20-16	24-12	44-28			
1973	26-19	23-22	49-41				24-12	21-15	45-27			
1974	31-14	23-22	54-36				18-18	18-18	36-36			
1975	32-13	23-22	55-35				22-14	21-15	43-29			
1976	27-18	17-27	44-45				24-12	19-17	43-29			
1977	23-22	13-31	36-53				12-24	15-21	27-45			
1978	23-21	21-25	44-46				15-21	10-26	25-47			
1979	15-24	10-29	25-53				16-26	13-29	29-55			
1980	25-14	21-18	46-32				21-21	16-26	37-47			
1981	15-11	20-6	35-17				20-10	9-18	29-28			
1982	19-20	16-23	35-43				17-25	16-26	33-51			
1983	22-17	17-22	39-39				20-22	15-27	35-49			
1984	25-14	17-22	42-36				19-23	16-26	35-49			
1985	21-16	15-26	36-42				22-20	19-23	41-43			
1986	18-20	15-24	33-44				29-16	14-26	43-42			
1987	17-22	16-23	33-45				25-17	23-19	48-36			
1988	24-15	23-16	47-31				30-12	27-15	57-27			
1989	25-14	21-18	46-32				29-13	24-18	53-31			
1990	22-17	25-14	47-31				29-13	27-15	56-28			
1991	25-14	15-24	40-38				22-20	22-20	44-40			
1992	29-10	25-14	54-24				22-20	20-22	42-42			
1993	20-19	19-20	39-39				18-24	11-31	29-55			
1994	8-5	9-4	17-9	5-14	7-11	12-25	11-13	11-16	22-29			
1995	13-7	6-13	19-20	11-15	11-16	22-31	14-12	12-14	26-26			
1996	11-9	11-8	22-17	18-12	14-17	32-29	11-20	13-18	24-38			
1997	5-13	6-12	11-25	13-14	12-16	25-30	13-15	9-18	22-33	4-4	3-5	7-9
1998	9-9	9-9	18-18	16-12	14-13	30-25	10-17	8-20	18-37	4-4	4-4	8-8
1999	11-7	4-14	15-21	16-10	10-20	26-30	17-11	17-7	34-18	8-1	4-5	12-6
2000	13-6	9-10	22-16	13-17	15-10	28-27	14-9	16-11	30-20	7-2	4-5	11-7
2001	16-13	16-13	32-26	9-7	18-7	27-14	21-6	10-8	31-14	7-2	5-4	12-6
2002	19-10	13-16	32-26	19-6	13-3	32-9	8-10	15-12	23-22	8-1	8-1	16-2
2003	20-9	14-15	34-24	12-6	13-14	25-20	19-6	9-7	28-13	6-3	3-6	9-9
2004	17-12	14-15	31-27	16-8	11-8	27-16	12-7	11-13	23-20	7-2	3-6	10-8

YEAR	A.L. WEST			A.L. CENTRAL			A.L. EAST			NATIONAL LEAGUE		
	HOME	ROAD	TOTAL	HOME	ROAD	TOTAL	HOME	ROAD	TOTAL	HOME	ROAD	TOTAL
2005	15-14	17-10	32-24	13-8	12-7	25-15	10-12	11-15	21-27	7-2	3-6	10-8
2006	16-12	18-11	34-23	14-8	8-13	22-21	15-7	14-8	29-15	4-5	4-5	8-10
2007	12-16	12-17	24-33	14-11	7-14	21-25	9-10	12-10	21-20	5-4	5-4	10-8
2008	14-14	12-17	26-31	13-9	9-15	22-24	11-11	6-12	17-23	5-4	5-4	10-8
2009	11-18	12-16	23-34	17-8	9-9	26-17	10-8	11-15	21-23	2-7	3-6	5-13
2010	18-11	12-16	30-27	9-8	14-11	23-19	14-12	6-13	20-25	6-3	2-7	8-10
2011	15-13	11-18	26-31	11-14	9-10	20-24	11-8	9-15	20-23	6-3	2-7	8-10
2012	16-12	17-12	33-24	12-7	11-11	23-18	16-9	12-9	28-18	6-3	4-5	10-8
Totals	848-635		1567-1404		217-225		787-643		1452-1403		62-81	
		719-769		251-194		468-419		665-760		92-50		154-130

OAKLAND A'S MONTH-BY-MONTH

Year	March	April	May	June	July	August	September	October
1968	-	8-10	13-14	17-12	15-15	16-17	13-12	-
1969	-	11-8	12-13	17-9	18-11	16-15	13-17	1-1
1970	-	8-12	17-11	17-10	15-12	13-17	18-11	1-0
1971	-	17-8	16-10	17-8	14-13	23-8	14-13	-
1972	-	7-4	18-8	18-11	16-15	14-13	18-10	2-1
1973	-	9-11	15-13	18-11	17-12	20-7	15-14	-
1974	-	10-10	17-11	14-14	20-8	15-14	14-13	0-2
1975	-	12-8	16-10	20-9	18-11	15-16	17-10	-
1976	-	9-8	12-17	15-13	17-11	17-12	16-11	1-2
1977	-	12-9	10-15	10-17	10-19	10-18	11-18	0-2
1978	-	16-5	11-15	11-18	17-13	7-21	7-20	0-1
1979	-	8-14	9-19	5-24	8-20	14-15	10-16	-
1980	-	12-8	13-13	7-21	19-10	14-14	16-11	2-2
1981	-	18-3	13-17	6-3	-	10-9	15-12	2-1
1982	-	11-11	12-16	10-18	11-15	14-15	9-17	1-2
1983	-	11-9	11-16	14-15	12-17	17-13	8-16	1-2
1984	-	14-10	9-17	15-14	10-18	14-14	15-12	-
1985	-	9-12	13-12	17-10	13-14	15-14	8-20	2-3
1986	-	11-10	12-16	7-22	14-12	17-11	13-13	2-2
1987	-	9-14	15-10	16-11	12-15	15-14	12-15	2-2
1988	-	16-7	19-8	13-14	16-12	20-9	19-7	1-1
1989	-	18-8	16-10	13-14	16-10	18-11	17-10	1-0
1990	-	14-5	18-9	15-12	17-14	18-9	20-8	1-2
1991	-	13-7	15-12	13-15	15-12	15-14	11-15	2-3
1992	-	14-8	13-14	18-9	15-11	19-10	15-12	2-2
1993	-	7-11	12-16	12-14	12-17	9-21	15-13	1-2
1994	-	7-17	8-19	17-9	15-11	4-7	-	-
1995	-	1-4	16-12	16-12	8-20	17-12	9-16	0-1
1996	-	13-12	11-16	14-15	17-10	11-19	12-12	-
1997	-	13-13	9-21	12-15	8-19	11-16	12-13	-
1998	-	12-14	10-17	15-13	11-16	15-15	11-13	-
1999	-	10-14	17-10	10-16	16-10	19-10	13-14	2-1
2000	-	12-13	15-13	18-7	13-14	11-16	21-7	1-0
2001	-	8-17	18-9	12-15	19-8	22-7	17-4	6-0
2002	-	15-11	10-17	21-7	15-12	24-4	18-8	-
2003	-	17-10	14-13	15-12	16-11	20-9	14-11	-
2004	-	11-12	15-11	17-10	15-12	20-8	12-16	1-2
2005	-	12-12	7-20	19-8	20-6	17-11	11-17	2-0
2006	-	12-12	12-17	18-8	14-13	21-6	15-13	1-0
2007	-	12-13	14-13	15-13	9-18	17-12	9-17	-
2008	1-1	16-11	12-15	16-10	8-17	10-20	12-12	-
2009	-	8-11	11-18	13-15	12-14	14-15	17-10	0-4
2010	-	12-12	16-12	10-17	14-10	13-15	13-15	3-0
2011	-	13-14	14-15	9-17	13-13	11-17	14-12	-
2012	1-1	10-12	11-16	15-13	19-5	18-10	17-11	3-0
Totals	2-2	518-464	597-626	637-580	629-576	690-580	606-567	44-41

ATHLETICS FRANCHISE RECORDS

TEAM GENERAL

Most Games Won

Season	107 (1931)
Home	60 (1931)
Road	55 (1971)
Consecutive	20 (August 13 to September 4, 2002)
Consecutive, Home	22 (July 15-August 31, 1931)
Consecutive, Road	14 (May 3-30, 1931)
vs. One Team	20 (St. Louis, 1911)
by Shutout	27 (1907, 1909)
by One Run	33 (2004)
Month	26 (July, 1931)

Most Games Lost

Season	117 (1916)
Home	55 (1956, 1964)
Road	64 (1916)
Consecutive	20 (1916, 1943)
Consecutive, Home	13 (May 27-July 6, 1920)
Consecutive, Road	22 (July 11-August 23, 1943)
vs. One Team	19 (five times. Last: New York, 1957)
by Shutout	24 (1943)
Fewest lost by shutout	2 (1902, 1931 and 1932)
by One Run	40 (1908)
Month	28 (July, 1916)

Most Games

Season	163 (1964, 1968)
Shutout	41 (1909)
One Run	65 (1908)
Month	40 (August, 1938)

Highest Winning Percentage

Season	.704 (1931)
Home	.800 (1931)
Road	.688 (1971)
Shutout Games	.857 (1931, 12-2)
One-Run Games	.698 (1928, 30-13)
Month	.857 (August, 2002; 24-4) .857 (April, 1981; 18-3)
Homestand (min. 6 games)	1.000 (August 23-29, 2004; 7-0) 1.000 (September 3-10, 2001; 7-0) 1.000 (May 4-12, 1948; 7-0)
1.000 (10 times, last: September 28-October 3, 2012; 6-0)	
Roadtrip (min. 6 games)	1.000 (May 9-21, 1931; 11-0) 1.000 (August 19-28, 2002; 10-0) 1.000 (April 9-16, 1981; 8-0)

Lowest Winning Percentage

Season	.235 (1916)
Home	.267 (1915)
Road	.169 (1916)
Shutout Games	.045 (1919, 1-21)
One-Run Games	.256 (1916, 11-32)
Month	.067 (July, 1916; 2-28)
Homestand (min. 6 games)	.000 (August 10-16, 1956; 0-6) .000 (July 5-11, 1937; 0-6) .000 (September 27-October 2, 1920; 0-6)
Road Trip (min. 6 games)	.000 (13 times. Most losses: 0-9, September 22-October 1, 1995)

Most Players Used

Season	56 (1915)
Pitchers, Season	27 (1915)
Game, Extra Innings	30 (vs. Chi., Sept. 19, 1972; 15 inn.)
Pitchers, Extra Innings	9 (at NY-AL, Sept. 22, 2012; 14 inn.) 9 (at Boston, June 4, 2011; 14 inn.) 9 (vs. Seattle, September 20, 1997; 15 inn.)

Fewest Players Used

Season	19 (1905)
Pitchers, Season	7 (1905)

Length of Game

Most Innings	24 (vs. Detroit, July 21, 1945) 24 (at Boston, September 1, 1906)
Longest Time, 9 innings	4:31 (at New York-AL, Aug. 25, 2011)

Left On Base

Season, Most	1274 (2004)
Season, Fewest	925 (1957)
Nine Inning Game, Most (since 1916)	17 (at Chicago, September 18, 1982 17 (at St. Louis, June 12, 1949, 2nd Game) 17 (at Washington, May 4, 1919)
Extra Inning Game, Most (since 1916)	21 (at Texas, July 1, 1979; 15 inn.) 21 (at Detroit, June 17, 1967; 19 inn.)
Extra Inning Game, Fewest	0 (New York, June 22, 1929; 14 inn.)

Scoring Margin

Victory	22 (vs. Detroit, May 18, 1912; 24-2)
Shutout Victory	16 (five times, last: at Toronto, July 25, 2012)
Defeat	23 (vs. Chicago, April 23, 1955; 6-29) 23 (vs. New York, May 24, 1936; 2-25)
Shutout Defeat	21 (New York, August 13, 1939)
Largest Deficit Overcome to Win	12 (vs. Cle., June 15, 1925)

Errors

Season, Most	338 (1915)
Season, Fewest	84 (2006)
Consecutive Games, No Errors	12 (June 3-15, 2002)

Double Plays Turned

Most, Season	217 (1949)
Game	6 (several times. Last: at Chicago, May 17, 1995)

TEAM BATTING

Batting Average

Highest	.307 (1925)
Lowest	.223 (1908)

Slugging Percentage

Highest	.458 (2000)
Lowest	.292 (1908)

On-Base Percentage

Highest	.372 (1927)
Lowest	.281 (1908)

Most At Bats

Season 5728 (2004)
Game (since 1916) . . . 84 (vs. Detroit, July 21, 1945; 24 inn.)
Game, Nine Inn. (since 1916) . . 52 (at Boston, May 1, 1929)

Most Runs

Season 981 (1932)
Game 24 (vs. Boston, May 1, 1929)
24 (vs. Detroit, May 18, 1912)
Game, loss 16 (at Texas, May 5, 2000; 16-17)
Game, both clubs 36 (Boston, June 29, 1950; 14-22)
Inning 13 (vs. California, July 5, 1996; 1st)
13 (vs. Chicago, April 21, 1956; 2nd)
13 (vs. Cleveland, June 15, 1925; 8th)
Consecutive innings, no runs 48 (Sept. 22-26, 1906)
Two consecutive games 34 (June 18-19, 2000)
34 (June 14-15, 1969)
Three consecutive games 44 (June 17-19, 2000)
Consecutive games, one or more runs . 113 (Aug. 23, 1931
to July 8, 1932)

Most Hits

Season 1659 (1925)
Game, Nine Innings 29 (Boston, May 1, 1929)
Game, Extra Innings . . . 29 (at Texas, July 1, 1979; 15 inn.)

Most Singles

Season 1206 (1925)
Game (since 1916) 25 (at Texas, July 1, 1979; 15 inn.)

Most Doubles

Season 336 (2004)
Game (since 1916). 8 (12 times, last: at Bos., Aug. 26, 2011)

Most Triples

Season 108 (1912)
Game 6 (vs. Detroit, May 18, 1912)

Most Home Runs

Season 243 (1996)
Season, Home 126 (2000)
Season, Road 130 (1996)
Season, Grand Slam 14 (2000)
Season, Pinch Hit 8 (1970)
Season, Inside The Park 13 (1911)
Season, vs. One Team 34 (Detroit, 1957)
Season, Back-To-Back 13 (2000)
Players with 30 or More Home Runs . . 3 (1996, 1999, 2001)
Players with 20 or More Home Runs . . . 5 (1996, 1999,
2000, 2004)
Players with 10 or More Home Runs 9 (2000)
Month 55 (June, 1996 and August, 1999)
Game 8 (at California, June 27, 1996)
Game, Grand Slam 2 (at Seattle, September 10, 2007)
2 (at Toronto, August 24, 2003)
Inning 4 (vs. Chicago, April 27, 2002)
3rd inning: Hatteberg, Long, Pena, Menechino)
4 (vs. Tampa Bay, August 1, 1999)
4th inning: Tejada, Chavez, Giambi, Jaha)
4 (vs. Boston, August 21, 1997)
3rd inning: Giambi, Young, McDonald, Canseco)
Consecutive 3 (12 times), last:
vs. Texas, April 15, 2006 (Chavez, Thomas, Bradley)
Consecutive Games with a Home Run . 23 (July 2-27, 1996)
Two consecutive games 12 (June 25-27, 1996)

Most Total Bases

Season 2546 (1996)
Game 44 (at California, June 27, 1996)
44 (Boston, May 1, 1929)

Most Extra Base Hits

Season 555 (2001)
Game (since 1916) 11 (six times, last: at Ari., June 17, 2008)

Most Runs Batted In

Season 923 (1932)
Game (since 1913) 23 (vs. Texas, September 30, 2000)
23 (at Boston, May 1, 1929)

Most Walks

Season 783 (1949)
Game (since 1916) 16 (vs. Chicago, May 2, 1952)
16 (at St. Louis, June 21, 1948)

Most Strikeouts

Season 1387 (2012)
Game, Nine Innings 19 (at Seattle, June 24, 1997)
Game, Extra Innings 21 (vs. Tampa Bay, July 30, 2012)

Most Hit By Pitcher

Season 88 (2001)
Game (since 1916) 5 (at Anaheim, June 7, 2001)

Most Sacrifice Hits

Season 147 (1906)
Game (since 1916) 7 (at St. Louis, June 23, 1935, G#2)

Most Sacrifice Flies

Season 77 (1984)
Game 3 (38 times, last: at Tampa Bay, August 6, 2011)

Most Grounded Into Double Plays

Season 170 (1950 and 2006)
Game (since 1916) . . 6 (at Cleveland, August 31, 1949; G#1)
Game, Nine Innings (since 1916) . . . 5 (16 times, last: at New
York, May 12, 2006)

Most Stolen Bases

Season 341 (1976)
Game (since 1916) 12 (at Minnesota, August 1, 1976)

TEAM PITCHING

Earned Run Average

Lowest 1.79 (1910)
Highest 6.08 (1936)

Complete Games

Most 136 (1904)
Fewest 1 (2012)

Shutouts

Most 27 (1907, 1909)
Fewest 1 (1919, 1997)
Consecutive 3 (10 times. Last: August 28-31, 1996)

Saves

Most 64 (1988 and 1990)
Fewest 13 (1980)

Innings Pitched

Most 1489.1 (1988)
Fewest 1324 (1938)

Athletics Franchise Records, continued

Hits

Most, Season	1734 (1997)
Most, Game (since 1916)	33 (at Cle., July 10, 1932; 18 inn.)
Most, Nine Inning Game (since 1916)	29 (vs. Chicago, April 23, 1955)
Fewest, Season	1069 (1909)

Runs Allowed

Most, Season	1045 (1936)
Most, Game	29 (vs. Chicago, April 23, 1955)
Fewest, Season	408 (1909)

Earned Runs Allowed

Most	913 (1936)
Fewest	282 (1910)

Walks Allowed

Most, Season	827 (1915)
Most, Season, Intentional	78 (1968)
Most, Game	18 (Detroit, May 9, 1916)
Most, Game, Intentional	5 (three times, last: at California, August 27, 1966)
Fewest, Season	366 (1904)
Fewest, Season, Intentional	19 (1990)

Strikeouts

Most, Season	1160 (2011)
Most, Game	26 (vs. California, July 9, 1971; 20 inn.)
Most, Nine Inning Game (since 1916)	18 (at Seattle, April 19, 1986)
Fewest, Season	371 (1924)

Home Runs Allowed

Most, Season	220 (1964)
Most, Game	8 (vs. New York, June 28, 1939)
Most, Inning	5 (vs. Minnesota, June 9, 1966; 7th inn.)
Most Grand Slams, Season	8 (1993, 1999)
Fewest, Season	8 (1910)
Fewest Grand Slams, Season	0 (17 times. Last: 2003)

Hit Batters

Most, Season	81 (1911)
Most, Game (since 1916)	5 (at Detroit, August 11, 1965)
Fewest, Season	9 (1931)

Wild Pitches

Most, Season	72 (1979)
Most, Game 4 (several times. Last: vs. Ana., Sept. 24, 1998)	
Fewest, Season	13 (1946)

Balks

Most, Season	76 (1988)
Most, Game	5 (at Seattle, April 13, 1988)
Fewest, Season	0 (1928)

INDIVIDUAL BATTING

Highest Batting Average

Career	.356 (Al Simmons, 1924-32, 40-41, 44)
Season, Right Hander	.426 (Nap Lajoie, 1901)
Season, Left Hander	.365 (Eddie Collins, 1911)
Season, Switch Hitter	.303 (Dave Philley, 1953)
Season, Pinch Hitter (min. 30 ab)	.452 (Elmer Valo, 1955)
Season, Designated Hitter	.328 (Erubiel Durazo, 2004)
Season, Rookie	.334 (Socks Seybold, 1901)

Highest Slugging Percentage

Career	.640 (Jimmie Foxx, 1925-35)
Season, Right Hander	.749 (Jimmie Foxx, 1932)
Season, Left Hander	.660 (Jason Giambi, 2001)
Season, Switch Hitter	.493 (Nick Swisher, 2006)
Season, Rookie	.618 (Mark McGwire, 1997)

Highest On-Base Percentage

Career	.440 (Jimmie Foxx, 1925-35)
Season, Left Hander	.477 (Jason Giambi, 2001)
Season, Right Hander	.469 (Jimmie Foxx, 1932)
Season, Switch Hitter	.381 (Nick Swisher, 2007)
Season, Rookie	.414 (Ferris Fain, 1947)

Most Games Played

Career	1795 (Bert Campaneris, 1964-76)
Season	162 (11 times, last: Miguel Tejada, 2003)
Season, Rookie	160 (Phil Garner, 1975)
Consecutive	594 (Miguel Tejada, June 2, 2000-Sept. 28, 2003)

Most At Bats

Career	7180 (Bert Campaneris, 1964-76)
Season	670 (Al Simmons, 1932)
Season, Rookie	611 (Dick Howser, 1961)
Game	11 (Irv Hall vs. Detroit, July 21, 1945)

Most Runs

Career	1270 (Rickey Henderson, 1979-84, 89-95, 98)
Season	152 (Al Simmons, 1930)
Season, Rookie	108 (Dick Howser, 1961)
Game	5 (several times. Last: Luis Polonia at Kansas City, September 9, 1988)

Most Hits

Career	1882 (Bert Campaneris, 1964-76)
Season, Right Hander	253 (Al Simmons, 1925)
Season, Left Hander	214 (Doc Cramer, 1935)
Season, Switch Hitter	188 (Dave Philley, 1953)
Season, Rookie	183 (Al Simmons, 1924)
Game	6 (Joe DeMaestri at Detroit, July 8, 1955; 11 inn.) 6 (Roger Cramer vs. Detroit, July 13, 1935) 6 (Bob Johnson vs. Chi., June 16, 1934; 2nd game, 11 inn.) 6 (Jimmie Foxx at Cleveland, July 10, 1932; 18 inn.) 6 (Roger Cramer at Chicago, June 20, 1932) 6 (Jimmie Foxx vs. Wash., May 30, 1930; 1st game, 13 inn.) 6 (Danny Murphy at Boston, July 8, 1902)
Consecutive	8 (several times. Last: Dave Magadan, August 26-30, 1997)
Hitting Streak	29 (Billy Lamar, May 30-June 29, 1925)
Consecutive Games Reaching Base (since 1919)	62 (Mark McGwire, September 16, 1995-June 18, 1996)

Most Singles

Career	1472 (Bert Campaneris, 1964-76)
Season	174 (Al Simmons, 1925)
Season, Rookie	135 (Al Simmons, 1924)
Game	6 (Joe DeMaestri at Detroit, July 8, 1955; 11 inn.) 6 (Roger Cramer at Chicago, June 20, 1932)

Most Doubles

Career	365 (Jimmy Dykes, 1918-32)
Season	53 (Al Simmons, 1926)
Season, Rookie	44 (Bob Johnson, 1933)
Game	4 (Frankie Hayes at Cleveland, July 25, 1936)

Most Triples

Career 102 (Danny Murphy, 1902-13)
 Season 21 (Frank Baker, 1912)
 Season, Rookie 19 (Frank Baker, 1909)
 Game 3 (Bert Campaneris vs. Cle., Aug. 29, 1967; 10 inn.)

Most Home Runs

Career 363 (Mark McGwire, 1986-97)
 Career, Pinch Hit 5 (Mark McGwire, 1986-97)
 5 (Terry Steinbach, 1986-96)
 5 (Mike Aldrete, 1993-95)
 5 (Jeff Burroughs, 1982-84)
 5 (Gus Zernial, 1951-57)
 Career, Designated Hitter 98 (Dave Kingman, 1984-86)
 Career, Grand Slams 9 (Mark McGwire, 1986-97)
 9 (Gus Zernial, 1951-57)
 9 (Sam Chapman, 1938-41, 45-51)
 9 (Jimmie Foxx, 1925-35)
 Career, Inside The Park 18 (Danny Murphy, 1902-13)
 Career, Leadoff 43 (Rickey Henderson, 1979-84, 89-95, 98)
 Season, Right Hander 58 (Jimmie Foxx, 1932)
 Season, Left Hander 47 (Reggie Jackson, 1969)
 Season, Switch Hitter 35 (Nick Swisher, 2006)
 Season, Pinch Hitter 4 (Jeff Burroughs, 1982)
 Season, Designated Hitter 39 (Frank Thomas, 2006)
 Season, Grand Slams 4 (Jason Giambi, 2000)
 Season, Inside The Park 4 (Danny Murphy, 1904)
 Season, Leadoff 7 (Rickey Henderson, 1993)
 Season, Rookie 49 (Mark McGwire, 1987)
 Season, Home 31 (Jimmie Foxx, 1933)
 31 (Jimmie Foxx, 1932)
 Season, Road 28 (Mark McGwire, 1996)
 28 (Jose Canseco, 1991)
 28 (Mark McGwire, 1987)
 Month 15 (Bob Johnson, June, 1934)
 15 (Mark McGwire, May, 1987)
 Game 3 (25 times. Last: Erubiel Durazo
 at Baltimore, August 18, 2004)
 Game, Both Sides of Plate **nine times. Last: Coco Crisp**
 (at New York-AL, August 24, 2011)
 Two Consec. Games 5 (Mark McGwire, June 10-11, 1995)
 5 (Mark McGwire, June 27-28, 1987)
 Inning 2 (Mark McGwire at Seattle, Sept. 22, 1996; 5th inn.)
 Consecutive Games With Home Run 6 (Frank Thomas,
 September 5-11, 2006)
 Consecutive At Bats With Home Run 4
 (Jimmie Foxx vs. Washington and N.Y., June 7-8, 1933)
 (Mike Epstein vs. Washington, June 15-16, 1971)
 Home Run, First Major League At Bat five times:
 (Terry Steinbach, September 12, 1986 at Cleveland)
 (Joe Keough, August 7, 1968 at New York, G#2)
 (Bert Campaneris, July 23, 1964 vs. Minnesota)
 (Gene Hasson, September 9, 1937 vs. Washington, G#1)
 (Ace Parker, April 30, 1937 vs. Boston)

Most Runs Batted In

Career 1178 (Al Simmons, 1924-32, 40-41, 44)
 Season, Right Hander 169 (Jimmie Foxx, 1932)
 Season, Left Hander 137 (Jason Giambi, 2000)
 Season, Switch Hitter 101 (Ruben Sierra, 1993)
 Season, Designated Hitter 114 (Frank Thomas, 2006)
 Season, Rookie 118 (Mark McGwire, 1987)
 Game 10 (Reggie Jackson at Boston, June 14, 1969)
 Inning 6 (Matt Stairs vs. California, July 5, 1996; 1st inn.)
 6 (Joe Astroth at Washington, Sept. 23, 1950; 6th inn.)
 6 (Bob Johnson at Chicago, Aug. 29, 1937; 1st inn.)
 Consecutive Games With RBI 11 (Al Simmons, 1931)

Most Total Bases

Career 2998 (Al Simmons, 1924-32, 40-41, 44)
 Season 438 (Jimmie Foxx, 1932)
 Season, Rookie 344 (Mark McGwire, 1987)
 Game 16 (Jimmie Foxx at Cleveland, July 10, 1932; 18 inn.)

Most Extra Base Hits

Career 655 (Al Simmons, 1924-32, 40-41, 44)
 Season 100 (Jimmie Foxx, 1932)
 Season, Rookie 81 (Mark McGwire, 1987)
 Game 4 (several times. Last: Matt Holliday
 vs. Minnesota, July 20, 2009)

Most Walks

Career 1227 (Rickey Henderson, 1979-84, 89-95, 98)
 Career, Intentional 84 (Reggie Jackson, 1967-75, 87)
 Season 149 (Eddie Joost, 1949)
 Season, Rookie 95 (Ferris Fain, 1947)
 Season, Intentional 24 (Jason Giambi, 2001)
 Game 5 (several times. Last: Mark McGwire
 vs. Kansas City, April 26, 1997)
 Consecutive 7 (Jose Canseco, August 4-5, 1992)

Most Strikeouts

Career 1226 (Reggie Jackson, 1967-75, 87)
 Season 197 (Jack Cust, 2008)
 Season, Rookie 175 (Jose Canseco, 1986)
 Game 5 (several times. Last: Nick Swisher
 at San Diego, June 29, 2006)
 Consecutive Games 8 (Rick Monday, April 28-29, 1970)
 8 (Jose Canseco, July 14-16, 1997)

Most Hit By Pitch

Career 87 (Jimmy Dykes, 1918-32)
 Season 20 (Jason Kendall, 2005)
 20 (Don Baylor, 1976)
 Season, Rookie 15 (Olmedo Saenz, 1999)
 Game (since 1918) 2 (45 times, last: Josh Willingham
 at Seattle, April 24, 2011)

ATHLETICS WHO HAVE HIT FOR THE CYCLE

Harry Davis at Boston, July 10, 1901
 Nap Lajoie at Cleveland, July 30, 1901
 Danny Murphy vs. St. Louis, August 25, 1910
 Frank Baker at New York, July 3, 1911 (second game)
 Mickey Cochrane at Washington, July 22, 1932
 Mickey Cochrane at New York, August 2, 1933
 Pinky Higgins at Washington, August 6, 1933
 Jimmie Foxx at Cleveland, August 14, 1933
 Doc Cramer at New York, June 10, 1934

Sam Chapman at St. Louis, May 5, 1939
 Elmer Valo at Chicago, August 2, 1950
 Tony Phillips at Baltimore, May 16, 1986
 Mike Blowers at Chicago, May 18, 1998
 Eric Chavez vs. Baltimore, June 21, 2000
 Miguel Tejada at Seattle, September 29, 2001
 Eric Byrnes at San Francisco, June 29, 2003
 Mark Ellis vs. Boston, June 4, 2007

Athletics Franchise Records, continued

Most Sacrifice Hits

Career	188	(Jimmy Dykes, 1918-32)
Season	34	(Simon Nicholls, 1907)
Season, Rookie	34	(Simon Nicholls, 1907)
Game (since 1918)	3	(four times, last: Ned Garver at Detroit, September 23, 1960)

Most Sacrifice Flies

Career	59	(Mark McGwire, 1986-97)
Season	14	(Dave Kingman, 1984)
Season, Rookie	12	(Leo Posada, 1961)
Game	2	(31 times, Last: Coco Crisp at Los Angeles-AL, September 25, 2011)

Most Grounded Into Double Plays

Career	158	(Pete Suder, 1941-55)
Season	32	(Ben Grieve, 2000)
Season, Rookie	28	(George Kell, 1944)
Game	3	(Harry Simpson vs. Washington, June 12, 1957, 2nd Game) 3 (Benny McCoy vs. Washington, May 25, 1941)

Most Stolen Bases

Career	867	(Rickey Henderson, 1979-84, 89-95, 98)
Season	130	(Rickey Henderson, 1982)
Season, Rookie	42	(Mitchell Page, 1977)
Game	6	(Eddie Collins at St. Louis, September 22, 1912; 1st game) 6 (Eddie Collins at Detroit, September 11, 1912)
Consecutive	36	(Coco Crisp, July 16, 2011-June 19, 2012)

Most Caught Stealing

Career	219	(Rickey Henderson, 1979-84, 89-95, 98)
Season	42	(Rickey Henderson, 1982)
Season, Rookie	21	(Mike Edwards, 1978)
Game	3	(Rickey Henderson at California, July 27, 1982) 3 (Joe Hauser vs. St. Louis, August 18, 1922)

INDIVIDUAL PITCHING

Most Games Won

Career	284	(Eddie Plank, 1901-14)
Season, Right Hander	31	(Jack Coombs, 1910)
Season, Left Hander	31	(Lefty Grove, 1931)
Season, Rookie	20	(Alex Kellner, 1949) 20 (Scott Perry, 1918)
Consecutive	16	(Lefty Grove, 1931)

Most Games Lost

Career	162	(Eddie Plank, 1901-14)
Season, Right Hander	25	(Scott Perry, 1920)
Season, Left Hander	20	(Alex Kellner, 1950)
Season, Rookie	23	(Elmer Myers, 1916)
Consecutive	19	(Jack Nabors, 1916)

Most Saves

Career	320	(Dennis Eckersley, 1987-95)
Season, Right Hander	51	(Dennis Eckersley, 1992)
Season, Left Hander	17	(Alan Embree, 2007)
Season, Rookie	26	(Andrew Bailey, 2009)
Consecutive Saves (since 1988)	40	(Dennis Eckersley, Sept. 15, 1991-Aug. 8, 1992)

Lowest Earned Run Average

Career	1.97	(Rube Waddell, 1902-07)
Season	1.30	(Jack Coombs, 1910)
Season, Rookie	1.39	(Harry Krause, 1909)

Most Games

Career	525	(Dennis Eckersley, 1987-95)
Season	84	(Billy Koch, 2002)
Season, Rookie	71	(Ryan Cook, 2012) 71 (Aaron Small, 1997)

Most Games Started

Career	459	(Eddie Plank, 1901-14)
Season	46	(Rube Waddell, 1904)
Season, Rookie	36	(Scott Perry, 1918)

Most Complete Games

Career	362	(Eddie Plank, 1901-14)
Season	39	(Rube Waddell, 1904)
Season, Rookie	31	(Elmer Myers, 1916)
Consecutive (since 1918)	22	(Rick Langford, May 23-September 12, 1980)
Consecutive Won (since 1918)	11	(Bobby Shantz, April 30-June 19, 1952)

Most Shutouts

Career	59	(Eddie Plank, 1901-14)
Season	13	(Jack Coombs, 1910)
Season, Rookie	7	(Harry Krause, 1909)
Consecutive Scoreless IP	53.0	(Jack Coombs, 1910)

Most Innings Pitched

Career	3860.2	(Eddie Plank, 1901-14)
Season	383	(Rube Waddell, 1904)
Season, Rookie	332.1	(Scott Perry, 1918)
Game	24	(Jack Coombs at Boston, September 1, 1906)

Hits

Career, Most	3438	(Eddie Plank, 1901-14)
Season, Most	360	(Jack Coombs, 1911)
Season, Rookie	295	(Scott Perry, 1918)
Game, Most	26	(Hod Lisenbee at Chicago, Sept. 11, 1936)
Game, Most, Extra Inn.	29	(Eddie Rommel at Cleveland, July 10, 1932)
Game, Fewest	0	(14 times, 12 complete)

Most Runs

Career	1374	(Eddie Plank, 1901-14)
Season	169	(Elmer Myers, 1916)
Season, Rookie	169	(Elmer Myers, 1916)
Game (since 1918)	17	(Hod Lisenbee at Chi., Sept. 11, 1936)

Most Earned Runs

Career	1025	(Eddie Plank, 1901-14)
Season	146	(George Earnshaw, 1930)
Season, Rookie	130	(Buck Ross, 1936)
Game (since 1918)	15	(Win Noyes vs. Bos., Sept. 15, 1919)

Most Walks

Career	913	(Eddie Plank, 1901-14)
Season	168	(Elmer Myers, 1916)
Season, Rookie	168	(Elmer Myers, 1916)
Game	16	(Bruno Haas vs. New York, June 23, 1915)

Most Strikeouts

Career	1985 (Eddie Plank, 1901-14)
Season	349 (Rube Waddell, 1904)
Season, Rookie	182 (Elmer Myers, 1916)
Game, Nine Innings	16 (Jose Rijo at Seattle, April 19, 1986)
Game, Extra Innings	18 (Jack Coombs at Chicago, August 4, 1910; 16 inn.)
	18 (Jack Coombs at Boston, September 1, 1906; 24 inn.)
Inning	4 (Ryan Cook, April 27, 2012 at Baltimore; 8th inn.)
	4 (Erik Hiljus, June 30, 2001 at Texas; 7th inn.)
	4 (Blake Stein, July 27, 1998 at Tampa Bay; 4th inn.)

Most Home Runs

Career	261 (Jim Hunter, 1965-74)
Season	40 (Orlando Peña, 1964)
Season, Rookie	27 (Dan Pfister, 1962)
	27 (Trevor Cahill, 2009)
Game	6 (George Caster vs. Boston, September 24, 1940)

Most Hit Batters

Career	185 (Eddie Plank, 1901-14)
Season	32 (Chick Fraser, 1901)
Season, Rookie	25 (Chief Bender, 1903)
Game (since 1918)	3 (20 times, last: Barry Zito vs. Los Angeles (AL), April 15, 2005)

Most Wild Pitches

Career	87 (John Odum, 1964-75)
Season	22 (Mike Moore, 1992)
Season, Rookie	16 (Stu Flythe, 1936)
Game (since 1918)	4 (Stan Bahnsen vs. Cal., July 5, 1975)
	4 (George Turbeville at Chicago, June 7, 1937)

OAKLAND ATHLETICS RECORDS

TEAM GENERAL

Most Games Won

Season	104 (1988)
Home	57 (2003)
Road	55 (1971)
Consecutive	20 (August 13 to September 4, 2002)
Consecutive, Home	20 (August 25, 2001 to April 3, 2002)
Consecutive, Road	12 (August 24 to September 12, 2012)
	12 (July 31 to August 15, 1971)
vs. One Team	17 (Seattle, 2006)
by Shutout	23 (1972)
by One Run	33 (2004)
in Extra Innings	14 (1988)
Month	24 (August, 2002)
Homestand	11 (June 1-13, 2004)
Roadtrip	11 (May 29-June 11, 1972)

Most Games Lost

Season	108 (1979)
Home	50 (1979)
Road	58 (1979)
Consecutive	14 (July 29-August 12, 1977)
Consecutive, Home	12 (July 29-August 21, 1977)
Consecutive, Road	15 (May 24-June 23, 1986)
vs. One Team	14 (Seattle, 2009)
	14 (Seattle, 2007)
	14 (Minnesota, 1973)
by Shutout	19 (1978)
Fewest lost by shutout	3 (2001, 2004)
by One Run	32 (1976)
in Extra Innings	14 (1976)
Month	24 (June, 1979)
Homestand	10 (July 26-August 7, 1977)
Roadtrip	11 (July 15-29, 1993)
	11 (June 12-25, 1978)

Most Games

Season	163 (1968)
Shutout	31 (1972)
One Run	59 (1976)
Extra Innings	22 (1969 and 1976)
Month	33 (August, 1968)

Highest Winning Percentage

Season	.642 (1988)
Home	.704 (2003)
Road	.688 (1971)
Shutout Games	.800 (1989, 20-5)
One-Run Games	.696 (2002, 32-14)
Extra Inning Games	.889 (1975, 8-1)
Month	.857 (August, 2002; 24-4)
	.857 (April, 1981; 18-3)
Homestand (min. 6 games)	1.000 (August 23-29, 2004; 7-0)
	1.000 (Sept. 3-10, 2001; 7-0)
	1.000 (September 10-16, 1992; 7-0)
	1.000 (six times, last: September 28-October 3, 2012; 6-0)
Roadtrip (min. 6 games)	1.000 (August 19-28, 2002; 10-0)
	1.000 (April 9-16, 1981; 8-0)

Lowest Winning Percentage

Season	.333 (1979)
Home	.383 (1979)
Road	.284 (1979)
Shutout Games	.100 (1997, 1-9)
One-Run Games	.381 (1980, 16-26)
Extra Inning Games	.231 (2009, 3-10)
Month	.172 (June, 1979; 5-24)
Homestand (min. 6 games)	.100 (July 6-15, 1979; 1-9)
Roadtrip (min. 6 games)	.000 (nine times. Most losses: 0-9, September 22-October 1, 1995)

Most Players Used

Season	54 (2007)
Pitchers, Season	26 (1997, 2009 and 2011)
Game, Nine Innings	22 (five times. Last: at Seattle, September 28, 2003)
Game, Extra Innings	30 (vs. Chi., Sept. 19, 1972; 15 inn.)
Pitchers, Game	8 (at Baltimore, July 7, 1994)
Pitches, Extra Innings	9 (at New York-AL, September 22, 2012; 14 inn.)
	9 (at Boston, June 4, 2011; 14 inn.)
	9 (vs. Seattle, Sept. 20, 1997; 15 inn.)

Fewest Players Used

Season	33 (1979)
Pitchers, Season	11 (1974)

Oakland Athletics Records, continued

Length of Game

Most Innings21 (at Washington, June 4, 1971)
Longest Time, Nine Innings4:31 (at New York-AL, August 25, 2011)
Longest Time, Extra Innings6:00 (at New York, August 9, 2002; 16 inn.)
Shortest Game1:35 (vs. Kansas City, Sept. 28, 1971)

Left On Base

Season, Most1274 (2004)
Season, Fewest1030 (1979)
Nine Inning Game, Most17 (at Chicago, Sept. 18, 1982)
Extra Inning Game, Most21 (at Texas, July 1, 1979; 15 inn.)

Scoring Margin

Victory21 (vs. Texas, September 30, 2000; 23-2)
Shutout Victory16 (at Toronto, July 25, 2012) 16 (vs. San Francisco, June 26, 2005)
Defeat16 (five times. Last: vs. San Francisco, June 4, 2000; 2-18)
Shutout Defeat16 (at Kansas City, June 25, 1984)
Largest Deficit Overcome to Win10 (vs. Minnesota, July 20, 2009)
Largest Lead Surrendered to Lose8 (at Texas, May 5, 2000)

Errors

Season, Most190 (1977)
Season, Fewest84 (2006)
Game, Most7 (vs. Cleveland, June 7, 1987) 7 (at Chicago, September 20, 1977) 7 (vs. Kansas City, July 24, 1976)
Consecutive Games, No Errors12 (June 3-15, 2002)

Double Plays Turned

Most, Season195 (1996)
Game6 (at Chicago, May 17, 1995) 6 (at Kansas City, September 13, 1970)

TEAM BATTING

Batting Average

Highest270 (2000, 2004)
Lowest236 (1982)

Slugging Percentage

Highest458 (2000)
Lowest343 (1968)

On-Base Percentage

Highest360 (2000)
Lowest302 (1979)

Most At Bats

Season5728 (2004)
Game76 (at Washington, June 4, 1971; 21 innings)
Game, Nine Innings51 (at Boston, June 14, 1969)

Most Runs

Season947 (2000)
Game23 (vs. Texas, September 30, 2000)
Game, loss16 (at Texas, May 5, 2000; 16-17)
Game, both clubs33 (at Texas, May 5, 2000; 16-17)
Inning13 (vs. California, July 5, 1996; 1st)
Consecutive innings, no runs31.0 (May 5-10, 1978)
Two consecutive games34 (June 18-19, 2000) 34 (June 14-15, 1969)

Three consecutive games44 (June 17-19, 2000)
Consecutive games, one or more runs104 (June 18, 2001 to April 10, 2002)

Most Hits

Season1545 (2004)
Game, Nine Innings25 (at Boston, June 14, 1969)
Game, Extra Innings29 (at Texas, July 1, 1979; 15 inn.)
Inning10 (at Kansas City, May 3, 2000; 7th inn.)

Most Singles

Season1061 (1983)
Game25 (at Texas, July 1, 1979; 15 inn.)

Most Doubles

Season336 (2004)
Game8 (five times, last: at Boston, August 26, 2011)

Most Triples

Season40 (1968)
Game3 (six times. Last: at Detroit, August 3, 2002)

Most Home Runs

Season243 (1996)
Season, Home126 (2000)
Season, Road130 (1996)
Season, Grand Slam14 (2000)
Season, Inside The Park2 (1968, 1970, 1979, 1986, 2000)
Season, vs. one team33 (Texas, 2003)
Season, Back-To-Back13 (2000)
Players with 30 or more home runs3 (1996, 1999, 2001)
Players with 20 or more home runs5 (1996, 1999, 2000, 2004)
Players with 10 or more home runs9 (2000)
Month55 (June, 1996 and August, 1999)
Game8 (at California, June 27, 1996)
Game, Grand Slam2 (at Toronto, August 24, 2003) 2 (at Seattle, September 10, 2007)
Inning4 (vs. Chicago, April 27, 2002) 3rd inning: Halteberg, Long, Pena, Menechino) 4 (vs. Tampa Bay, August 1, 1999) 4th inning: Tejada, Chavez, Giambi, Jaha) 4 (vs. Boston, August 21, 1997) 3rd inning: Giambi, Young, McDonald, Canseco)
Consecutive3 (eight times, last: vs. Texas, April 15, 2006 (Chavez, Thomas, Bradley))
Consecutive games with a home run23 (July 2-27, 1996)
Two consecutive games12 (June 25-27, 1996)
Three consecutive games15 (June 25-28, 1996)
Four consecutive games18 (June 25-29, 1996)

Most Total Bases

Season2546 (1996)
Game44 (at California, June 27, 1996)
Inning21 (at Kansas City, May 3, 2000; 7th inn.)

Most Extra Base Hits

Season555 (2001)
Game11 (at Arizona, June 17, 2008) 11 (at Chicago, April 26, 2001) 11 (at California, June 27, 1996)

Most Runs Batted In

Season908 (2000)
Game23 (vs. Texas, September 30, 2000)

Most Walks

Season	770 (1999)
Game	15 (at Baltimore, September 19, 2000)

Most Strikeouts

Season	1387 (2012)
Game, Nine Innings	19 (at Seattle, June 24, 1997)
Game, Extra Innings	21 (vs. Tampa Bay, July 30, 2012)

Most Hit By Pitch

Season	.88 (2001)
Game	5 (at Anaheim, June 7, 2001)

Most Sacrifice Hits

Season	108 (1978)
Game	4 (nine times. Last: vs. Cleveland, June 22, 1985)

Most Sacrifice Flies

Season	.77 (1984)
Game	3 (32 times. Last: at Tampa Bay, August 6, 2011)

Most Grounded Into Double Plays

Season	.170 (2006)
Game	.5 (eight times. Last: at New York, May 12, 2006)

Most Stolen Bases

Season	.341 (1976)
Season, vs. one team	.57 (Minnesota, 1976)
Game	.12 (at Minnesota, August 1, 1976)
Game, Steals of Home	.2 (vs. Kansas City, May 28, 1980)
	.2 (vs. Detroit, May 3, 1980)
Inning	.5 (at Boston, July 17, 1983)

TEAM PINCH HITTING

Highest Average, Season	.345 (1997)
At Bats, Season	.213 (1969)
Hits, Season	.57 (1997)
Home Runs, Season	.8 (1970)
Runs Batted In, Season	.31 (1997)
Pinch Hitters Used, Game	.10 (vs. Chicago, Sept. 19, 1972; 15 inn.)

TEAM PITCHING

Earned Run Average

Lowest	2.58 (1972)
Highest	5.48 (1997)

Complete Games

Most	.94 (1980)
Fewest	.1 (2012)
Consecutive	.9 (August 9-17, 1980)

Shutouts

Most	.23 (1972)
Fewest	.1 (1997)
Consecutive	.3 (August 28-31, 1996)
	.3 (August 14-16, 1983)
	.3 (July 31-August 2, 1972)
	.3 (June 11-13, 1968)
Consecutive Shutout Innings	.37 (August 13-17, 1983)

Saves

Most	.64 (1988 and 1990)
Fewest	.13 (1980)

Innings Pitched

Most	1489.1 (1988)
Fewest	1429.1 (1979)

Hits

Most, Season	1734 (1997)
Most, Game	.23 (vs. Minnesota, July 8, 1978; 11 innings)
Most, Game, Nine Innings	.22 (vs. Texas, Sept. 26, 2010)
	.22 (vs. New York, August 26, 1997)
Most, Inning	.10 (at New York, July 18, 1993; 7th inn.)
Fewest, Season	.1170 (1972)

Runs Allowed

Most, Season	.946 (1997)
Most, Game	.22 (at New York-AL, August 25, 2011)
Most, Inning	.12 (vs. Texas, July 3, 1983; 15th inn.)
Fewest, Season	.457 (1972)

Earned Runs Allowed

Most	.880 (1997)
Fewest	.406 (1972)

Walks

Most, Season	.680 (1993)
Most, Season, Intentional	.78 (1968)
Most, Game	.14 (vs. Detroit, August 27, 1993)
Most, Game, Intentional	.4 (10 times. Last: vs. Los Angeles (AL), August 11, 2005)
Fewest, Season	.415 (1976)
Fewest, Season, Intentional	.19 (1990)

Strikeouts

Most, Season	1160 (2011)
Most, Nine Inning Game	.18 (at Seattle, April 19, 1986)
Most, Extra Inning Game	.26 (vs. Cal., July 9, 1971; 20 inn.)
Fewest, Season	.695 (1984)

Doubles

Most, Season	.346 (1997)
Most, Game	.7 (11 times. Last: at Boston, June 4, 2011)

Triples

Most, Season	.48 (1983)
Most, Game	.4 (at Toronto, September 11, 1983)

Home Runs

Most, Season	.205 (1996)
Most, Game	.7 (at Seattle, April 11, 1985)
Most, Inning	.4 (at Seattle, September 21, 1996)
	.4 (at Minnesota, May 16, 1983)
Most Grand Slams, Season	.8 (1993 and 1999)
Fewest, Season	.90 (1974)
Fewest Grand Slams, Season	.0 (1974 and 2003)
Consecutive Innings, No HR	.136.2 (June 19-July 4, 1974)

Hit Batters

Most, Season	.68 (2004)
Most, Game	.4 (vs. Texas, April 20, 2003)
Fewest, Season	.19 (1972)

Wild Pitches

Most, Season	.72 (1979)
Most, Game	.4 (four times, last: vs. Anaheim, Sept. 24, 1998)
Fewest, Season	.28 (1974)

Balks

Most, Season	.76 (1988)
Most, Game	.5 (at Seattle, April 13, 1988)
Fewest, Season	.1 (1974, 2000)

Oakland Athletics Records, continued

INDIVIDUAL BATTING

Highest Batting Average

Career	.300	(Jason Giambi, 1995-2001, 09)
Season, Left Hander	.342	(Jason Giambi, 2001)
Season, Right Hander	.336	(Carney Lansford, 1989)
Season, Switch Hitter	.290	(Brent Gates, 1993)
Season, Pinch Hitter	.636	(Mike Macfarlane, 1998)
Season, Designated Hitter	.328	(Erubiel Durazo, 2004)
Season, Rookie	.307	(Mitchell Page, 1977)

Highest Slugging Percentage

Career	.551	(Mark McGwire, 1986-97)
Season, Right Hander	.730	(Mark McGwire, 1996)
Season, Left Hander	.660	(Jason Giambi, 2001)
Season, Switch Hitter	.493	(Nick Swisher, 2006)
Season, Rookie	.618	(Mark McGwire, 1987)

Highest On-Base Percentage

Career	.409	(Rickey Henderson, 1979-84, 89-95, 98)
Season, Left Hander	.477	(Jason Giambi, 2001)
Season, Right Hander	.467	(Mark McGwire, 1996)
Season, Switch Hitter	.381	(Nick Swisher, 2007)
Season, Rookie	.405	(Mitchell Page, 1977)

Most Games Played

Career	1704	(Rickey Henderson, 1979-84, 89-95, 98)
Season	162	(10 times, last: Miguel Tejada, 2003)
Season, Rookie	160	(Phil Garner, 1975)
Consecutive	594	(Miguel Tejada, June 2, 2000 to September 28, 2003)

Most At Bats

Career	6140	(Rickey Henderson, 1979-84, 89-95, 98)
Season	662	(Miguel Tejada, 2002)
Season, Rookie	600	(Jose Canseco, 1986)
Game	9	(10 times. Last: Mike Heath at Texas, July 1, 1979)

Most Runs

Career	1270	(Rickey Henderson, 1979-84, 89-95, 98)
Season	123	(Reggie Jackson, 1969)
Season, Rookie	104	(Terrence Long, 2000)
Game	5	(Luis Polonia at Kansas City, September 9, 1988) 5 (Mark McGwire at Cleveland, June 27, 1987) 5 (Mike Edwards vs. Texas, September 8, 1978)

Most Hits

Career	1768	(Rickey Henderson, 1979-84, 89-95, 98)
Season, Right Hander	204	(Miguel Tejada, 2002)
Season, Left Hander	190	(Mark Kotsay, 2004)
Season, Switch Hitter	169	(Alfredo Griffin, 1986)
Season, Pinch Hitter	13	(Dave Magadan, 1997) 13 (Tommy Davis, 1971) 13 (Bob Johnson, 1969)
Season, Rookie	168	(Terrence Long, 2000) 168 (Ben Grieve, 1998)
Game	5	(30 times. Last: Hideki Matsui at New York-AL, July 24, 2011)
Consecutive	8	(Dave Magadan, August 26-30, 1997) 8 (Brent Gates, May 23-24, 1994)
Hitting Streak	25	(Jason Giambi, May 12-June 23, 1997)
Consecutive Games Reaching Base	62	(Mark McGwire, Sept. 16, 1995-June 18, 1996)
Consecutive At Bats, No Hits	40	(Jose Canseco, August 8-23, 1986)

Multiple Hit Games

Career	474	(Rickey Henderson, 1979-84, 89-95, 98)
Season	57	(Mark Kotsay, 2004) 57 (Miguel Tejada, 2002)
Season, Rookie	49	(Terrence Long, 2000) 49 (Brent Gates, 1993)
Season, Five-Hit Games	2	(Adam Kennedy, 2009) 2 (Sal Bando, 1969)
Season, Four-Hit Games	5	(Carney Lansford, 1988) 5 (Claudell Washington, 1975)
Season, Three-Hit Games	19	(Mark Kotsay, 2004) 19 (Jason Giambi, 1999) 19 (Carney Lansford, 1989)

Most Singles

Career	1271	(Rickey Henderson, 1979-84, 89-95, 98)
Season	153	(Carney Lansford, 1989)
Season, Rookie	117	(Brent Gates, 1993)
Game	5	(Stan Javier vs. Cleveland, July 18, 1988) 5 (Sal Bando at Washington, September 30, 1969)

OAKLAND A'S FIVE-HIT GAMES

Bert Campaneris at Washington, August 9, 1968
Reggie Jackson at Boston, June 14, 1969
Sal Bando at Seattle, July 17, 1969
Tito Francona at Chicago, September 12, 1969
Sal Bando at Seattle, September 30, 1969
Joe Rudi vs. Minnesota, September 22, 1970
Dave Duncan vs. Boston, July 12, 1972
Claudell Washington at Detroit, August 30, 1974
Bert Campaneris at Boston, August 22, 1976
Jim Essian at Texas, July 1, 1979
Tony Phillips at Baltimore, May 16, 1986
Stan Javier vs. Cleveland, July 18, 1988
Luis Polonia at Kansas City, September 9, 1988
Dave Henderson at California, April 16, 1991
Rickey Henderson vs. Texas, September 29, 1991

Carney Lansford at California, September 8, 1992
Geronimo Berroa at Minnesota, April 10, 1994
Jason Giambi at Seattle, July 2, 1996
Dave Magadan vs. New York (AL), August 27, 1997
Ben Grieve at Cleveland, April 29, 1998
Mike Stanley at Toronto, September 4, 2000
Miguel Tejada vs. Texas, June 19, 2003
Eric Byrnes at San Francisco, June 29, 2003
Mark Kotsay vs. Seattle, April 30, 2005
Eric Chavez at Atlanta, June 12, 2005
Adam Kennedy at Boston, July 28, 2009
Mark Ellis at Baltimore, August 10, 2009
Adam Kennedy vs. Chicago (AL), August 15, 2009
Ryan Sweeney vs. Cleveland, May 5, 2011
Hideki Matsui at New York (AL), July 24, 2011

Most Doubles

Career289 (Rickey Henderson, 1979-84, 89-95, 98)
Season47 (Jason Giambi, 2001)
Season, Rookie41 (Ben Grievie, 1998)
Game3 (25 times. Last: Hideki Matsui vs. Seattle, September 4, 2011)

Most Triples

Career41 (Rickey Henderson, 1979-84, 89-95, 98)
Season12 (Phil Garner, 1976)
Season, Rookie10 (Luis Polonia, 1987)
Game2 (10 times. Last: Rajai Davis at Det., Sept. 9, 2008)

Most Home Runs

Career363 (Mark McGwire, 1986-97)
Career, Pinch Hit5 (Mark McGwire, 1986-97)
5 (Terry Steinbach, 1986-96)
5 (Mike Aldrete, 1993-95)
5 (Jeff Burroughs, 1982-84)
Career, Designated Hitter98 (Dave Kingman, 1984-86)
Career, Grand Slams9 (Mark McGwire, 1986-97)
Career, Inside The Park4 (Reggie Jackson, 1968-75, 87)
Career, Leadoff43 (Rickey Henderson, 1979-84, 89-95, 98)
Season, Right Hander52 (Mark McGwire, 1996)
Season, Left Hander47 (Reggie Jackson, 1969)
Season, Switch Hitter35 (Nick Swisher, 2006)
Season, Pinch Hitter4 (Jeff Burroughs, 1982)
Season, Designated Hitter39 (Frank Thomas, 2006)
Season, Grand Slams4 (Jason Giambi, 2000)
Season, Inside The Park2 (Reggie Jackson, 1968)
Season, Leadoff7 (Rickey Henderson, 1993)
Season, Rookie49 (Mark McGwire, 1987)
Season, Home27 (Jason Giambi, 2001)
Season, Road28 (Mark McGwire, 1987 and 1996)
28 (Jose Canseco, 1991)
Month15 (Mark McGwire, May, 1987)
Game3 (13 times, last: Erubiel Durazo at Baltimore, August 18, 2004)
Game, Both Sides of Plate**eight times, last: Coco Crisp (at New York-AL, August 24, 2011)**
Two Consecutive Games5 (Mark McGwire, June 27-28, 1987)
5 (Mark McGwire, June 10-11, 1995)
Inning2 (Mark McGwire, September 22, 1996; 5th inn.)
Consecutive Games With Home Run6 (Frank Thomas, Sept. 5-11, 2006)
Consecutive At Bats With Home Run4 (Mike Epstein vs. Washington, June 15-16, 1971)
Home Run, First Major League At Battwice: (Terry Steinbach, September 12, 1986 at Cleveland) (Joe Keough, August 7, 1968 at New York, G#2)

Most RBI

Career941 (Mark McGwire, 1986-97)
Season, Left Hander137 (Jason Giambi, 2000)
Season, Right Hander131 (Miguel Tejada, 2002)
Season, Switch Hitter101 (Ruben Sierra, 1993)
Season, Pinch Hitter12 (Tommy Davis, 1971)
12 (Jeff Burroughs, 1982)
Season, Designated Hitter114 (Frank Thomas, 2006)
Season, Rookie118 (Mark McGwire, 1987)
Game10 (Reggie Jackson at Boston, June 14, 1969)
Inning6 (Matt Stairs vs. California, July 5, 1996; 1st inn.)
Consecutive Games With RBI10 (Rick Monday, April 20-30, 1969)

Most Total Bases

Career2640 (Rickey Henderson, 1979-84, 89-95, 98)
Season347 (Jose Canseco, 1988)
Season, Rookie344 (Mark McGwire, 1997)
Game14 (Harold Baines vs. Baltimore, May 7, 1991)

Most Extra Base Hits

Career563 (Mark McGwire, 1986-97)
Season87 (Jason Giambi, 2001)
Season, Rookie81 (Mark McGwire, 1987)
Game4 (five times. Last: Matt Holliday vs. Minnesota, July 20, 2009)

Most Walks

Career1227 (Rickey Henderson, 1979-84, 89-95, 98)
Career, Intentional84 (Reggie Jackson, 1968-75, 87)
Season137 (Jason Giambi, 2000)
Season, Rookie86 (Wayne Gross, 1977)
Season, Intentional24 (Jason Giambi, 2001)
Game5 (four times, last: Mark McGwire vs. Kansas City, April 26, 1997)
Consecutive7 (Jose Canseco, August 4-5, 1992)

Most Strikeouts

Career1180 (Reggie Jackson, 1968-75, 87)
Season197 (Jack Cust, 2008)
Season, Rookie175 (Jose Canseco, 1986)
Game5 (six times, last: Nick Swisher at San Diego, June 29, 2006)
Consecutive Games8 (Jose Canseco, July 14-16, 1997)
8 (Rick Monday, April 28-29, 1970)

Most Hit By Pitch

Career59 (Sal Bando, 1968-76)
Season20 (Jason Kendall, 2005)
20 (Don Baylor, 1976)
Season, Rookie15 (Olmedo Saenz, 1999)
Game2 (31 times. Last: Josh Willingham at Seattle, April 24, 2011)

Most Sacrifice Hits

Career101 (Bert Campaneris, 1968-76)
Season22 (Dwayne Murphy, 1980)
Season, Rookie21 (Phil Garner, 1975)
Game2 (**61 times. Last: Daric Barton at Los Angeles (AL), April 11, 2010**)

Most Sacrifice Flies

Career59 (Mark McGwire, 1986-97)
Season14 (Dave Kingman, 1984)
Season, Rookie9 (Jose Canseco, 1986)
Game2 (**26 times. Last: Coco Crisp at Los Angeles-AL, September 25, 2011**)

Most Grounded Into Double Plays

Career137 (Terry Steinbach, 1986-96)
Season32 (Ben Grievie, 2000)
Season, Rookie20 (Bobby Crosby, 2004)
Game2 (**174 times. Last: Jemile Weeks vs. Seattle, July 7, 2012**)

Most Stolen Bases

Career867 (Rickey Henderson, 1979-84, 89-95, 98)
Season130 (Rickey Henderson, 1982)
Season, Rookie42 (Mitchell Page, 1977)
Game5 (Rickey Henderson vs. Seattle, July 29, 1989)
5 (Bert Campaneris vs. Minnesota, May 24, 1976)
Consecutive **36 (Coco Crisp, July 16, 2011-June 19, 2012)**

Oakland Athletics Records, continued

Most Caught Stealing

Career219 (Rickey Henderson, 1979-84, 89-95, 98)
Season42 (Rickey Henderson, 1982)
Season, Rookie21 (Mike Edwards, 1978)
Game3 (Rickey Henderson at California, July 27, 1982)

INDIVIDUAL PITCHING

Most Games Won

Career131 (Jim Hunter, 1968-74)
Season, Right Hander27 (Bob Welch, 1990)
Season, Left Hander24 (Vida Blue, 1971)
Season, Rookie13 (Tommy Milone, 2012)
13 (Jarrod Parker, 2012)
Consecutive13 (Jim Hunter, 1973)

Most Games Lost

Career105 (Rick Langford, 1977-86)
Season, Right Hander20 (Brian Kingman, 1980)
Season, Left Hander19 (Vida Blue, 1977)
Season, Rookie19 (Rick Langford, 1977)
Consecutive14 (Matt Keough, 1979)
Consecutive over two seasons18 (Matt Keough, Sept. 11, 1978-Aug. 8, 1979)

Most Saves

Career320 (Dennis Eckersley, 1987-95)
Season, Right Hander51 (Dennis Eckersley, 1992)
Season, Left Hander17 (Alan Embree, 2007)
Season, Rookie26 (Andrew Bailey, 2009)
Consecutive Saves (since 1988)40 (Dennis Eckersley, Sept. 15, 1991-Aug. 8, 1992)

Lowest Earned Run Average

Career2.74 (Dennis Eckersley, 1987-95)
Season, Starter1.82 (Vida Blue, 1971)
Season, Reliever (min. 50 ip)	0.61 (Dennis Eckersley, 1990)
Season, Rookie (min. 100 ip)2.93 (Dave Hamilton, 1972)

Most Games

Career525 (Dennis Eckersley, 1987-95)
Season84 (Billy Koch, 2002)
Season, Rookie71 (Ryan Cook, 2012)
71 (Aaron Small, 1997)
Consecutive6 (Buddy Groom, July 11-19, 1999)
6 (Darold Knowles, August 7-12, 1972)
6 (Paul Lindblad, August 21-27, 1970)
6 (Bob Locker, August 21-27, 1970)

Most Games Started

Career262 (Vida Blue, 1969-77)
Season41 (Jim Hunter, 1974)
Season, Rookie33 (Joe Blanton, 2005)

Most Complete Games

Career105 (Vida Blue, 1969-77)
Season28 (Rick Langford, 1980)
Season, Rookie8 (Steve McCatty, 1979)
Consecutive22 (Rick Langford, May 23-Sept. 12, 1980)
Consecutive Won9 (Rick Langford, July 15-Aug. 15, 1980)

Most Shutouts

Career28 (Vida Blue, 1969-77)
Season8 (Vida Blue, 1971)
Season, Rookie2 (Chris Codiroli, 1983)
2 (John Johnson, 1978)
2 (Vida Blue, 1970)
Consecutive3 (Bobby Witt, June 23, 28, July 3, 1994)
3 (Mike Torrez, September 3, 7, 11, 1976)
Consecutive Scoreless IP, Reliever	39.0 (Brad Ziegler, 2008)
Consecutive Scoreless IP, Starter	37.0 (Mike Torrez, 1976)

Most Innings Pitched

Career1946.0 (Vida Blue, 1969-77)
Season318 (Jim Hunter, 1974)
Season, Rookie208.1 (Rick Langford, 1977)
Game14.0 (four times. Last: Steve McCatty vs. Seattle, August 10, 1980)

Hits

Career, Most1650 (Vida Blue, 1969-77)
Season, Most284 (Vida Blue, 1977)
Season, Rookie223 (Rick Langford, 1977)
Season, Low-Hit Games (0,1,2)3 (Ron Darling, 1992)
3 (Mike Torrez, 1976)
3 (Jim Hunter, 1972)
Game, Most	17 (Mike Norris vs. Milwaukee, Sept. 26, 1980)
Game, Fewest0
Dallas Braden vs. Tampa Bay, May 9, 2010 (Perfect game)	
Dave Stewart at Toronto, June 29, 1990	
Mike Warren vs. Chicago, September 29, 1983	
Vida Blue, Glenn Abbott, Paul Lindblad and Rollie Fingers vs. California, September 28, 1975	
Vida Blue vs. Minnesota, September 21, 1970	
Jim Hunter vs. Minnesota, May 8, 1968 (Perfect game)	
Consecutive Games, Fewest3 (Bobby Witt, June 23-28, 1994)

Most Runs

Career784 (Dave Stewart, 1986-92, 95)
Season144 (Matt Keough, 1982)
Season, Rookie115 (Chris Codiroli, 1983)
Game14 (Mike Oquist vs. New York, August 3, 1998)

Most Earned Runs

Career712 (Dave Stewart, 1986-92, 95)
Season133 (Matt Keough, 1982)
Season, Rookie102 (Chris Codiroli, 1983)
Game14 (Mike Oquist vs. New York, August 3, 1998)

Most Walks

Career655 (Dave Stewart, 1986-92, 95)
Season112 (John Odom, 1969)
Season, Rookie102 (Eric Plunk, 1986)
Game9 (five times. Last: Kelly Downs vs. Baltimore, August 31, 1992)

Most Strikeouts

Career1315 (Vida Blue, 1969-77)
Season301 (Vida Blue, 1971)
Season, Rookie150 (Brett Anderson, 2009)
Season, 10 strikeout games11 (Vida Blue, 1971)
Game, nine innings	16 (Jose Rijo at Seattle, April 19, 1986)
Game, extra innings	17 (Vida Blue vs. Cal., July 9, 1971)

Two Consecutive Games . . . 30 (Jose Rijo, April 19-24, 1986)
 Three Consecutive Games. 38 (Jose Rijo, April 19-30, 1986)
 Inning . . . 4 (Ryan Cook, April 27, 2012 at Baltimore; 8th inn.)
 4 (Erik Hiljus, June 30, 2001 at Texas; 7th inn.)
 4 (Blake Stein, July 27, 1998 at Tampa Bay; 4th inn.)

Most Home Runs

Career 207 (Jim Hunter, 1968-74)
 Season 39 (Jim Hunter, 1973)
 Season, Rookie 27 (Trevor Cahill, 2009)
 Game 5 (Ted Lilly vs. Atlanta, June 11, 2003)
 5 (Dave Telgheder at Seattle, September 21, 1996)
 5 (Curt Young at Detroit, July 7, 1988)
 Consecutive IP, No HR, Starter 137.0 (Vida Blue, May
 2-August 1, 1976)
 Consecutive IP, No HR, Reliever 90.1 (Paul Lindblad,
 May 31, 1975 to April 13, 1976)
 90.1 (Rollie Fingers, June 8 to October 2, 1976)

Most Hit Batters

Career 65 (Barry Zito, 2000-06)
 Season 13 (Barry Zito, 2001, 2005 and 2006)
 Season, Rookie 10 (Steve McCatty, 1979)
 Game 3 (eight times. Last: Barry Zito
 vs. Los Angeles (AL), April 15, 2005)

Most Wild Pitches

Career 79 (Dave Stewart, 1986-92, 95)
 Season 22 (Mike Moore, 1992)
 Season, Rookie 15 (Blake Stein, 1998)
 Game 4 (Stan Bahnsen vs. California, July 5, 1975)

ATHLETICS TRIPLE PLAYS

Turned (21; Philadelphia 12, Kansas City 1, Oakland 8)

Date	Opponent	Fielders	Batter
Sept. 22, 1906	at St. Louis	Shean to Nichols to Davis	Bobby Wallace
April 28, 1908	vs. Washington	Davis to Murphy to Nichols	Jim Delahanty
July 30, 1909	vs. Cleveland	Collins to Baker to Davis	George Stovall
May 16, 1913	at Cleveland	Barry to Thomas to Baker to Houck to Barry to Collins to Baker to Oldring	Ivy Olson
July 28, 1914	at Detroit	Walsh to Bush to Collins to McInnis to Schang	Bobby Veach
May 10, 1919	at Boston	Dykes to Galloway to Griffin	Eddie Foster
Aug. 5, 1922	at St. Louis	Galloway to Young to Hauser	George Sisler
Aug. 4, 1923	vs. Detroit	Galloway to Scheer to Hauser	Ty Cobb
Sept. 16, 1926	at St. Louis	Gray to Wambsganns to Poole	George Sisler
Sept. 5, 1927	vs. Washington	Boley to Bishop to Dykes	Ossie Bluege
Sept. 25, 1946	vs. Washington	Richmond to Grimes to Astroth to Richmond to Wallaesa	Cecil Travis
May 8, 1948	vs. Chicago	Suder to Joost to Fain	Taffy Wright
Sept. 4, 1966	vs. Boston	Campaneris to Green to Talton to Roof	Tony Conigliaro
May 7, 1979	at Baltimore	Gross to Klutts to Revering	Gary Roenicke
June 19, 1979	vs. Kansas City	Gross to Edwards to Revering	Al Cowens
June 23, 1979	vs. Texas	Gross to Armas to Chalk to Armas	John Grubb
April 27, 1981	vs. California	Picciole to Revering	Don Baylor
July 18, 1983	vs. Detroit	Peters to Phillips to Almon to Gross	John Wockenfuss
April 7, 1996	vs. Detroit at Las Vegas	Young to Gates to Giambi to Steinbach	Bobby Higginson
May 29, 2000	at New York	Velarde unassisted	Shane Spencer
August 21, 2012	vs. Minnesota	Donaldson to Rosales to Carter	Trevor Plouffe

Grounded Into (34; Philadelphia 23, Kansas City 3, Oakland 8)

June 24, 1902 at Baltimore by Topsy Hartsel	April 27, 1935 vs. New York by Jimmie Foxx
May 5, 1903 at New York by Harry Davis	September 20, 1936 vs. Boston by Chubby Dean
August 18, 1903 at St. Louis by Lave Cross	April 26, 1937 at New York by Chubby Dean
May 19, 1911 at Detroit by Harry Davis	May 11, 1938 vs. St. Louis by Wally Moses
July 16, 1911 at St. Louis by Amos Strunk	June 11, 1946 vs. Chicago by Irv Hall
August 11, 1912 at Chicago by Jack Coombs	August 14, 1951 vs. Boston by Hank Majeski
April 29, 1914 vs. Washington by Jack Barry	August 3, 1955 vs. Baltimore by Art Ceccarelli
May 8, 1914 at Washington by Jack Lapp	May 16, 1957 at New York by Alex Kellner
July 24, 1915 at Cleveland by Nap Lajoie	July 23, 1960 at Washington by Whitey Herzog
August 23, 1917 at Detroit by Stuffy McInnis	June 23, 1968 vs. Washington by Dave Duncan
September 5, 1919 vs. Boston by Terry Turner	July 7, 1973 at Baltimore by Gene Tenace
August 25, 1925 at Cleveland by Chick Galloway	August 8, 1977 at Texas by Manny Sanguillen
June 24, 1926 vs. Washington by Max Bishop	August 12, 1986 vs. Seattle by Carney Lansford
April 26, 1929 vs. New York by Sammy Hale	August 8, 1990 vs. Baltimore by Willie Randolph
September 21, 1931 vs. Detroit by Jimmie Dykes	May 14, 1994 at Kansas City by Geronimo Berroa
June 19, 1932 at St. Louis by Mule Haas	April 22, 2010 vs. New York (AL) by Kurt Suzuki
July 21, 1934 at Detroit by Charlie Berry	August 9, 2010 at Seattle by Mark Ellis

FRANCHISE CAREER BATTING LEADERS

Games

Campaneris	1795
Henderson	1704
Dykes	1702
Bando	1468
Johnson, B.	1459
Suder	1421
Davis, H.	1413
Murphy, Da.	1411
Miller	1361
Valo	1361

Runs

Henderson	1270
Johnson, B.	997
Campaneris	983
Foxx	975
Simmons	969
Bishop	882
Dykes	881
Cochrane	823
Davis, H.	811
McGwire	773

Doubles

Dykes	365
Simmons	348
Davis, H.	319
Johnson, B.	307
Miller	292
Henderson	289
Chavez	282
Murphy, Da.	275
Moses	274
Campaneris	270

Walks

Henderson	1227
Bishop	1043
Johnson	853
McGwire	847
Valo	821
Bando	792
Foxx	781
Joost	768
Hartsell	733
Murphy, Dw.	694

Stolen Bases

Henderson	867
Campaneris	566
Collins	377
North	232
Davis, H.	223
Hartsell	195
Oldring	187
Murphy, Da.	185
Baker, F.	172
Lansford	146

At Bats

Campaneris	7180
Henderson	6140
Dykes	6023
Johnson, B.	5428
Davis, H.	5367
Bando	5145
Murphy, Da.	5134
Simmons	5132
Suder	5085
Chavez	4783

Hits

Campaneris	1882
Simmons	1827
Henderson	1768
Dykes	1705
Johnson, B.	1617
Davis, H.	1498
Foxx	1492
Murphy, Da.	1488
Miller	1483
Lansford	1317
Cochrane	1317

Triples

Murphy, Da.	102
Simmons	98
Baker	88
Collins	84
Davis, H.	83
Foxx	79
Oldring	75
Hartsell	74
Miller	73
Dykes	73


Strikeouts

Jackson	1226
Canseco	1096
McGwire	1043
Campaneris	933
Chavez	922
Henderson	915
Murphy, Dw.	883
Green	785
Dykes	705
Bando	702

Batting Average

Simmons	.356
Foxx	.339
Collins	.337
Cochrane	.321
Baker	.321
McInnis	.313
Miller	.311
Cramer	.308
Moses	.307
Hale	.305

(Min. 2500 plate appearances)



Bert "Campy" Campaneris

Home Runs

McGwire	363
Foxx	302
Jackson	269
Canseco	254
Johnson, B.	252
Chavez	230
Simmons	209
Giambi	198
Bando	192
Zernial	191

Total Bases

Simmons	2998
Johnson, B.	2824
Foxx	2813
Henderson	2640
Campaneris	2502
Dykes	2477
McGwire	2451
Jackson	2323
Chavez	2288
Miller	2206

Slugging Percentage

Foxx	.640
Simmons	.584
McGwire	.551
Giambi	.531
Johnson, B.	.520
Canseco	.507
Jackson	.496
Cochrane	.490
Zernial	.489
Chavez	.478

(Min. 2500 plate appearances)

Runs Batted In

Simmons	1178
Foxx	1074
Johnson, B.	1040
McGwire	941
Bando	796
Canseco	793
Chavez	787
Jackson	776
Dykes	764
Miller	762
Davis, H.	762

Extra Base Hits

Simmons	655
Foxx	638
Johnson, B.	631
McGwire	563
Chavez	532
Jackson	530
Dykes	525
Henderson	497
Davis, H.	470
Miller	460

On-Base Percentage

Foxx	.440
Fain	.426
Bishop	.423
Collins	.422
Cochrane	.412
Henderson	.409
Giambi	.406
Valo	.403
Simmons	.398
Johnson, B.	.395

(Min. 2500 plate appearances)

OAKLAND CAREER BATTING LEADERS

Games

Henderson.....	1704
Bando.....	1410
McGwire.....	1329
Chavez.....	1320
Jackson.....	1311
Campaneris.....	1295
Murphy.....	1213
Lansford.....	1203
Steinbach.....	1199
Rudi.....	1088

Runs

Henderson.....	1270
McGwire.....	773
Jackson.....	743
Chavez.....	730
Bando.....	725
Campaneris.....	722
Canseco.....	662
Giambi.....	640
Lansford.....	617
Murphy.....	614

Doubles

Henderson.....	289
Chavez.....	282
Giambi.....	241
Jackson.....	230
Rudi.....	214
Bando.....	208
Steinbach.....	205
Ellis.....	204
Lansford.....	201
McGwire.....	195

Walks

Henderson.....	1227
McGwire.....	847
Bando.....	775
Murphy.....	693
Giambi.....	636
Jackson.....	623
Chavez.....	565
Tenace.....	475
Canseco.....	469
Phillips.....	413

Stolen Bases

Henderson.....	867
Campaneris.....	398
North.....	232
Lansford.....	146
Jackson.....	144
Canseco.....	135
Davis, M.....	121
Crisp.....	120
Davis, R.....	116
Page.....	104

At Bats

Henderson.....	6140
Campaneris.....	5159
Bando.....	4991
Chavez.....	4783
Lansford.....	4568
Jackson.....	4568
McGwire.....	4448
Steinbach.....	4162
Murphy.....	4047
Canseco.....	3970

Hits

Henderson.....	1768
Campaneris.....	1355
Lansford.....	1317
Bando.....	1279
Chavez.....	1276
Jackson.....	1207
McGwire.....	1157
Steinbach.....	1144
Giambi.....	1100
Rudi.....	1079

Triples

Henderson.....	41
Campaneris.....	39
Rudi.....	32
Phillips.....	29
Lansford.....	23
Jackson.....	23
North.....	23
Bando.....	22
Ellis.....	22
Monday.....	21
Page.....	21

Strikeouts

Jackson.....	1180
Canseco.....	1096
McGwire.....	1043
Chavez.....	922
Henderson.....	915
Murphy.....	883
Steinbach.....	689
Bando.....	675
Giambi.....	674
Cust.....	673

Batting Average

Giambi.....	300
Berroa.....	293
Lansford.....	288
Henderson.....	288
Kotsay.....	282
Grieve.....	280
Steinbach.....	275
Griffin.....	273
Rudi.....	273
North.....	271
<i>(Min. 1750 plate appearances)</i>	



Rickey Henderson

Home Runs

McGwire.....	363
Jackson.....	268
Canseco.....	254
Chavez.....	230
Giambi.....	198
Bando.....	192
Henderson.....	167
Tejada.....	156
Murphy.....	153
Steinbach.....	132

Total Bases

Henderson.....	2640
McGwire.....	2451
Chavez.....	2288
Jackson.....	2287
Bando.....	2107
Canseco.....	2012
Giambi.....	1949
Lansford.....	1846
Steinbach.....	1773
Campaneris.....	1764

Slugging Percentage

McGwire.....	.551
Giambi.....	.531
Stairs.....	.509
Canseco.....	.507
Jackson.....	.501
Berroa.....	.499
Chavez.....	.478
Grieve.....	.475
Swisher.....	.464
Tejada.....	.460
<i>(Min. 1750 plate appearances)</i>	

Runs Batted In

McGwire.....	941
Canseco.....	793
Bando.....	789
Chavez.....	787
Jackson.....	770
Giambi.....	715
Henderson.....	648
Tejada.....	604
Steinbach.....	595
Murphy.....	563

Extra Base Hits

McGwire.....	563
Chavez.....	532
Jackson.....	521
Henderson.....	497
Canseco.....	448
Giambi.....	446
Bando.....	422
Rudi.....	362
Tejada.....	358
Steinbach.....	351

On-Base Percentage

Henderson.....	409
Giambi.....	406
Cust.....	381
McGwire.....	380
Tenace.....	374
Monday.....	371
Grieve.....	370
North.....	364
Stairs.....	363
Swisher.....	361
<i>(Min. 1750 plate appearances)</i>	

FRANCHISE CAREER PITCHING LEADERS

Games

Eckersley	525
Plank	524
Fingers	502
Rommel	500
Lindblad	479
Walberg	412
Grove	402
Honeycutt	387
Bender	385
Hunter	363

Complete Games

Plank	362
Bender	230
Grove	181
Waddell	168
Rommel	147
Coombs	136
Walberg	126
Hunter	116
Blue	105
Kellner	95

Wins

Plank	284
Grove	195
Bender	193
Rommel	171
Hunter	161
Walberg	134
Waddell	131
Blue	124
Stewart	119
Coombs	115

Innings Pitched

Plank	3860.2
Bender	2603.0
Rommel	2556.1
Hunter	2456.1
Grove	2400.2
Walberg	2186.2
Blue	1946.0
Waddell	1869.1
Kellner	1730.1
Stewart	1717.1

Games Started

Plank	459
Hunter	340
Bender	288
Grove	267
Walberg	267
Blue	262
Rommel	249
Stewart	245
Kellner	239
Zito	222

Shutouts

Plank	59
Waddell	37
Bender	37
Hunter	31
Blue	28
Coombs	28
Grove	20
Rommel	18
Dygart	16
Bush	15
Walberg	15

Losses

Plank	162
Rommel	119
Walberg	114
Hunter	113
Kellner	108
Langford	105
Bender	102
Harriss	93
Blue	86
Naylor	83

Walks

Plank	913
Walberg	853
Grove	740
Odom	732
Rommel	724
Kellner	717
Hunter	687
Marchildon	682
Stewart	655
Blue	617



Eddie Plank

Saves

Eckersley	320
Fingers	136
Taylor	100
Street	94
Bailey	75
Isringhausen	75
Howell	61
Koch	44
Foulke	44
Caudill	37

(Since 1969)

Strikeouts

Plank	1985
Waddell	1576
Bender	1536
Grove	1523
Hunter	1520
Blue	1315
Stewart	1152
Zito	1096
Walberg	907
Hudson	899

ERA

Waddell	1.97
Morgan	2.15
Bender	2.32
Plank	2.39
Coombs	2.60
Dygart	2.65
Grove	2.88
Fingers	2.91
Holtzman	2.92
Blue	2.95

(Min. 700 innings pitched)

Won-Loss Percentage

Grove	195-79	.712
Hudson	92-39	.702
Mulder	81-42	.659
Bender	193-102	.654
Plank	284-162	.637
Coombs	115-67	.632
Earnshaw	98-58	.628
Zito	102-63	.618
Welch	96-60	.615
Waddell	131-82	.615

(Min. 100 decisions)

DESIGNATED HITTER RULE

A hitter may be designated to bat for the pitcher in any spot in the batting order in any game without affecting the status of the pitcher. The designated hitter must be selected and be included on the lineup cards presented to the umpire-in-chief prior to the game. Failure to do so precludes the use of a designated hitter for that game.

The designated hitter is "locked" into the batting order but may be removed for a pinch-hitter or pinch-runner, who in turn becomes the designated hitter. The designated hitter, while still in the game, may be used defensively but the pitcher then assumes the batting order of the replaced defensive player, thus terminating the designated hitter role. The designated hitter is eligible for all American League batting titles.

OAKLAND CAREER PITCHING LEADERS

Games

Eckersley	525
Fingers	502
Lindblad	391
Honeycutt	387
Groom	301
Nelson	281
Taylor	281
Blue	273
Hunter	266
Mohler	262

Complete Games

Blue	105
Hunter	96
Langford	85
Holtzman	54
Keough	53
Norris	52
Stewart	49
McCatty	45
Dobson	42
Odom	34

Wins

Hunter	131
Blue	124
Stewart	119
Zito	102
Welch	96
Hudson	92
Mulder	81
Holtzman	77
Langford	73
Odom	71

Innings Pitched

Blue	1946.0
Hunter	1886.1
Stewart	1717.1
Langford	1467.2
Zito	1430.1
Welch	1271.1
Hudson	1240.2
Odom	1202.1
McCatty	1189.0
Norris	1123.2

Games Started

Blue	262
Hunter	260
Stewart	245
Zito	222
Welch	195
Langford	195
Hudson	183
Odom	178
McCatty	161
Norris	157

Shutouts

Blue	28
Hunter	24
Holtzman	13
Odom	11
Dobson	10
Langford	10
Stewart	9
Hudson	8
Mulder	8
four players tied	7

Losses

Langford	105
Blue	86
Stewart	78
Hunter	77
Keough	75
Zito	63
McCatty	63
Odom	61
Fingers	61
Welch	60

Walks

Stewart	655
Blue	617
Odom	598
Zito	560
McCatty	520
Norris	499
Hunter	493
Welch	469
Keough	456
Langford	402



Jim "Catfish" Hunter

Saves

Eckersley	320
Fingers	136
Taylor	100
Street	94
Bailey	75
Isringhausen	75
Howell	61
Koch	44
Foulke	44
Caudill	37

Strikeouts

Blue	1315
Stewart	1152
Hunter	1139
Zito	1096
Hudson	899
Fingers	784
Welch	677
Odom	675
Mulder	668
Eckersley	658

ERA

Eckersley	2.74
Segui	2.78
Duchscherer	2.82
Fingers	2.91
Holtzman	2.92
Blue	2.95
Lindblad	2.98
Hunter	3.00
Honeycutt	3.10
Hudson	3.30

(Min. 400 innings pitched)

Won-Loss Percentage

Hudson	92-39	.702
Mulder	81-42	.659
Davis	38-21	.644
Harden	40-23	.635
Hunter	131-77	.630
Zito	102-63	.618
Lindblad	42-26	.618
Welch	96-60	.615
Stewart	119-78	.604
Blue	124-86	.590

(Min. 50 decisions)

RECORDS

LASTS BY A'S PITCHERS

Run: Tommy Milone, June 8, 2012 at Arizona
Hit: Tommy Milone, June 8, 2012 at Arizona
Double: Joe Kennedy, June 12, 2007 at Houston
Triple: John Odom, August 22, 1971 vs. Boston (Game 1)

Homer: John Odom, September 4, 1972 vs. California (Game 1)
RBI: Tommy Milone, June 8, 2012 at Arizona
Walk: Dana Eveland, May 16, 2008 at Atlanta
Stolen Base: Gene Nelson, July 3, 1988 at Toronto (pinch runner)

FRANCHISE SEASON BATTING LEADERS

Games

Tejada (2003).....	162
Long (2002).....	162
Tejada (2002).....	162
Long (2001).....	162
Tejada (2001).....	162
Griffin (1986).....	162
Griffin (1985).....	162
Bando (1973).....	162
Bando (1969).....	162
Bando (1968).....	162
Siebern (1962).....	162

Runs

Simmons (1930).....	152
Foxx (1932).....	151
Lajoie (1901).....	145
Simmons (1932).....	144
Collins (1912).....	137
Joost (1949).....	128
Foxx (1930).....	127
Foxx (1933).....	125
Collins (1913).....	125
Jackson (1969).....	123
Foxx (1929).....	123

Doubles

Simmons (1926).....	53
Moses (1937).....	48
Lajoie (1901).....	48
Giambi (2001).....	47
McNair (1932).....	47
H. Davis (1905).....	47
Seybold (1903).....	45
B. Johnson (1933).....	44
five tied with.....	43

Walks

Joost (1949).....	149
Giambi (2000).....	137
Fain (1949).....	136
Fain (1950).....	133
Giambi (2001).....	129
Bishop (1930).....	128
Bishop (1929).....	128
Joost (1952).....	122
Hartsel (1905).....	121
Valo (1949).....	119
Joost (1948).....	119

Stolen Bases

RHenderson (1982) ..	130
RHenderson (1983) ..	108
RHenderson (1980) ..	100
Collins (1910).....	81
North (1976).....	75
Collins (1909).....	67
RHenderson (1998) ..	66
RHenderson (1984) ..	66
RHenderson (1990) ..	65
Collins (1912).....	63

At Bats

Simmons (1932).....	670
Tejada (2002).....	662
Cramer (1933).....	661
Simmons (1925).....	658
Finney (1936).....	653
Moses (1937).....	649
Cramer (1934).....	649
Damon (2001).....	644
Cramer (1935).....	644
Campaneris (1968)...	642

Hits

Simmons (1925).....	253
Lajoie (1901).....	232
Simmons (1932).....	216
Cramer (1935).....	214
Foxx (1932).....	213
Simmons (1929).....	212
Simmons (1930).....	211
Moses (1937).....	208
Foxx (1933).....	204
Tejada (2002).....	204

Triples

Baker (1912).....	21
Baker (1909).....	19
Da. Murphy (1910)....	18
Da. Murphy (1904)....	17
Simmons (1930).....	16
Miller (1929).....	16
Strunk (1915).....	16
Cimoli (1962).....	15
Witt (1916).....	15
Baker (1910).....	15
Collins (1910).....	15

Strikeouts

Cust (2008).....	197
Cust (2009).....	185
Canseco (1986).....	175
Jackson (1968).....	171
Cust (2007).....	164
Jackson (1971).....	161
Canseco (1990).....	158
Canseco (1987).....	157
Swisher (2006).....	152
Canseco (1991).....	152

Batting Average

Lajoie (1901).....	.426
Simmons (1931).....	.390
Simmons (1925).....	.384
Simmons (1930).....	.381
Collins (1911).....	.365
Simmons (1929).....	.365
Foxx (1932).....	.364
Cochrane (1930).....	.357
Cobb (1927).....	.357
Foxx (1933).....	.356
Lamar (1925).....	.356



Al Simmons

Home Runs

Foxx (1932).....	58
McGwire (1996).....	52
McGwire (1987).....	49
Foxx (1933).....	48
Jackson (1969).....	47
Canseco (1991).....	44
Foxx (1934).....	44
Giambi (2000).....	43
McGwire (1992).....	42
Canseco (1988).....	42
Zernial (1953).....	42

Total Bases

Foxx (1932).....	438
Foxx (1933).....	403
Simmons (1930).....	392
Simmons (1925).....	392
Simmons (1929).....	373
Simmons (1932).....	367
Foxx (1930).....	358
Moses (1937).....	357
Foxx (1934).....	352
Canseco (1988).....	347

Slugging Percentage

Foxx (1932).....	.749
McGwire (1996).....	.730
Simmons (1930).....	.708
Foxx (1933).....	.703
Giambi (2001).....	.660
Foxx (1934).....	.653
Giambi (2000).....	.647
Lajoie (1901).....	.643
Simmons (1929).....	.642
Simmons (1931).....	.641

Runs Batted In

Foxx (1932).....	169
Simmons (1930).....	165
Foxx (1933).....	163
Simmons (1929).....	157
Foxx (1930).....	156
Simmons (1932).....	151
Giambi (2000).....	137
Tejada (2002).....	131
Baker (1912).....	130
Foxx (1934).....	130

Extra Base Hits

Foxx (1932).....	100
Foxx (1933).....	94
Simmons (1930).....	93
Giambi (2001).....	87
Jackson (1969).....	86
Moses (1937).....	86
Simmons (1929).....	84
Foxx (1930).....	83
Simmons (1926).....	82
McGwire (1987).....	81

On-Base Percentage

Giambi (2001).....	.477
Giambi (2000).....	.476
Foxx (1932).....	.469
McGwire (1996).....	.467
Foxx (1929).....	.463
Lajoie (1901).....	.463
Foxx (1935).....	.461
Cochrane (1933).....	.459
Collins (1914).....	.452
Collins (1911).....	.451
Fain (1951).....	.451

OAKLAND SEASON BATTING LEADERS

Games

Tejada (2003).....	162
Long (2002).....	162
Tejada (2002).....	162
Long (2001).....	162
Tejada (2001).....	162
Griffin (1986).....	162
Griffin (1985).....	162
Bando (1973).....	162
Bando (1969).....	162
Bando (1968).....	162

Runs

Jackson (1969).....	123
Canseco (1988).....	120
RHenderson (1990) ..	119
RHenderson (1982) ..	119
Giambi (1999).....	115
Canseco (1991).....	115
RHenderson (1984) ..	113
RHenderson (1980) ..	111
Giambi (2001).....	109
three players tied ..	108

Doubles

Giambi (2001).....	47
Chavez (2001).....	43
Tejada (2003).....	42
Grieve (1998).....	41
Giambi (1997).....	41
Chavez (2005).....	40
Grieve (2000).....	40
Giambi (1996).....	40
five players tied ..	39

Walks

Giambi (2000).....	137
Giambi (2001).....	129
RHenderson (1998) ..	118
Bando (1970).....	118
RHenderson (1980) ..	117
McGwire (1996).....	116
RHenderson (1982) ..	116
Jackson (1969).....	114
Bando (1969).....	111
Cust (2008).....	111

Stolen Bases

RHenderson (1982) ..	130
RHenderson (1983) ..	108
RHenderson (1980) ..	100
North (1976).....	75
RHenderson (1998) ..	66
RHenderson (1984) ..	66
RHenderson (1990) ..	65
Campaneris (1969) ..	62
Campaneris (1968) ..	62
RHenderson (1991) ..	58

At Bats

Tejada (2002).....	662
Damon (2001).....	644
Campaneris (1968) ..	642
Tejada (2003).....	636
Sierra (1993).....	630
Canseco (1987).....	630
Long (2001).....	629
Armas (1980).....	628
Chavez (2005).....	625
Campaneris (1972) ..	625

Hits

Tejada (2002).....	204
Kotsay (2004).....	190
Canseco (1988).....	187
Lansford (1989).....	185
Washington (1975) ..	182
Giambi (1999).....	181
Rudi (1972).....	181
Lansford (1984).....	179
RHenderson (1980) ..	179
Giambi (2001).....	178
Long (2001).....	178

Triples

Garner (1976).....	12
Polonia (1987).....	10
Byrnes (2003).....	9
Rudi (1972).....	9
Campaneris (1968) ..	9
Weeks (2012).....	8
Weeks (2011).....	8
Pennington (2010) ..	8
Armas (1980).....	8
Page (1977).....	8
Campaneris (1974) ..	8

Strikeouts

Cust (2008).....	197
Cust (2009).....	185
Canseco (1986).....	175
Jackson (1968).....	171
Cust (2007).....	164
Jackson (1971).....	161
Canseco (1990).....	158
Canseco (1987).....	157
Swisher (2006).....	152
Canseco (1991).....	152

Batting Average

Giambi (2001).....	.342
Lansford (1989).....	.336
Giambi (2000).....	.333
RHenderson (1990) ..	.325
Durazo (2004).....	.321
RHenderson (1981) ..	.319
Giambi (1999).....	.315
Kotsay (2004).....	.314
McGwire (1996).....	.312
Washington (1975) ..	.308
Tejada (2002).....	.308



Reggie Jackson

Home Runs

McGwire (1996).....	52
McGwire (1987).....	49
Jackson (1969).....	47
Canseco (1991).....	44
Giambi (2000).....	43
McGwire (1992).....	42
Canseco (1988).....	42
Thomas (2006).....	39
McGwire (1995).....	39
McGwire (1990).....	39

Total Bases

Canseco (1988).....	347
McGwire (1987).....	344
Giambi (2001).....	343
Tejada (2002).....	336
Jackson (1969).....	334
Giambi (2000).....	330
Giambi (1999).....	318
Canseco (1991).....	318
Armas (1980).....	314
Berroa (1996).....	312

Slugging Percentage

McGwire (1996).....	.730
Giambi (2001).....	.660
Giambi (2000).....	.647
McGwire (1987).....	.618
Jackson (1969).....	.608
McGwire (1992).....	.585
RHenderson (1990) ..	.577
Canseco (1988).....	.569
Jaha (1999).....	.566
Canseco (1991).....	.566

Runs Batted In

Giambi (2000).....	137
Tejada (2002).....	131
Canseco (1988).....	124
Giambi (1999).....	123
Canseco (1991).....	122
Giambi (2001).....	120
McGwire (1987).....	118
Kingman (1984).....	118
Jackson (1969).....	118
Canseco (1986).....	117
Jackson (1973).....	117

Extra Base Hits

Giambi (2001).....	87
Jackson (1969).....	86
McGwire (1987).....	81
Jackson (1975).....	78
Canseco (1991).....	77
Canseco (1988).....	76
Chavez (2001).....	75
Chavez (2003).....	73
McGwire (1996).....	73
Giambi (2000).....	73

On-Base Percentage

Giambi (2001).....	.477
Giambi (2000).....	.476
McGwire (1996).....	.467
RHenderson (1990) ..	.439
Giambi (1999).....	.422
RHenderson (1980) ..	.420
Jaha (1999).....	.414
RHenderson (1983) ..	.414
RHenderson (1994) ..	.411
Jackson (1969).....	.410

FRANCHISE SEASON PITCHING LEADERS

Games

Koch (2002)	84
Wyatt (1964)	81
Groom (1997)	78
Groom (1999)	76
Fingers (1974)	76
Balfour (2012)	75
Breslow (2010)	75
Bradford (2002)	75
Groom (1998)	75
Fingers (1975)	75

Complete Games

Waddell (1904)	39
Plank (1904)	37
Plank (1905)	35
Coombs (1910)	35
Fraser (1901)	35
Waddell (1903)	34
Plank (1907)	33
Plank (1903)	33
Plank (1902)	31
Myers (1916)	31
Henley (1904)	31

Wins

Grove (1931)	31
Coombs (1910)	31
Grove (1930)	28
Coombs (1911)	28
Welch (1990)	27
Rommell (1922)	27
Waddell (1905)	27
Plank (1904)	26
Plank (1912)	26
three players tied	25

Innings Pitched

Waddell (1904)	383.0
Plank (1904)	357.1
Coombs (1910)	353.0
Plank (1905)	346.2
Plank (1907)	343.2
Coombs (1911)	336.2
Plank (1903)	336.0
Perry (1918)	332.1
Fraser (1901)	331.0
Waddell (1905)	328.2

Games Started

Waddell (1904)	46
Plank (1904)	43
Hunter (1974)	41
Plank (1905)	41
eight players tied	40

Shutouts

Coombs (1910)	13
Blue (1971)	8
Plank (1907)	8
Waddell (1906)	8
Waddell (1904)	8
Bush (1916)	8
six players tied	7

Losses

Perry (1920)	25
Bush (1916)	24
Myers (1916)	23
Rommel (1921)	23
Naylor (1920)	23
Wyckoff (1915)	22
Ditmar (1956)	22
Kelley (1937)	21
Harris (1943)	21
nine tied with	20

Walks

Myers (1916)	168
Wyckoff (1915)	165
Marchildon (1947)	141
Marchildon (1942)	140
Earnshaw (1930)	139
Cain (1933)	137
Fraser (1901)	132
Grove (1925)	131
Marchildon (1948)	131
Bush (1916)	130



Lefty Grove

Saves

Eckersley (1992)	51
Eckersley (1990)	48
Eckersley (1988)	45
Koch (2002)	44
Foulke (2003)	43
Eckersley (1991)	43
Street (2006)	37
Eckersley (1993)	36
Caudill (1984)	36
Isringhausen (2001)	34
<i>(Since 1969)</i>	

Strikeouts

Waddell (1904)	349
Waddell (1903)	302
Blue (1971)	301
Waddell (1905)	287
Waddell (1907)	232
Coombs (1910)	224
Plank (1905)	210
Waddell (1902)	210
Grove (1930)	209
three players tied	205

ERA

Coombs (1910)	1.30
Krause (1909)	1.39
Waddell (1905)	1.48
Morgan (1910)	1.55
Bender (1910)	1.58
Waddell (1904)	1.62
Morgan (1909)	1.65
Bender (1909)	1.66
Plank (1909)	1.76
Blue (1971)	1.82

Won-Loss Percentage

Grove (1931)	31-4	.886
Bender (1914)	17-3	.850
Grove (1930)	28-5	.848
Zito (2002)	23-5	.821
Bender (1910)	23-5	.821
Welch (1990)	27-6	.818
Plank (1912)	26-6	.813
Hunter (1973)	21-5	.808
Coombs (1910)	31-9	.775
Waddell (1902)	24-7	.774
Shantz (1952)	24-7	.774
<i>(Min. 20 decisions)</i>		

RELIEF PITCHERS SAVE RULE

A pitcher is credited with a save when he meets all three of the following conditions:

1. He is the finishing pitcher in a game won by his club, and
2. He is not the winning pitcher, and
3. He qualifies under one of the following conditions:
 - a. He enters the game with a lead of no more than three runs and pitches for at least one inning, or
 - b. He enters the game with the potential tying run either on base, at bat, or on deck (that is, the potential tying run is either on base or is one of the first two batsmen he faces), or
 - c. He pitches effectively for at least three innings

OAKLAND SEASON PITCHING LEADERS

Games

Koch (2002)	84
Groom (1997)	78
Groom (1999)	76
Fingers (1974)	76
Balfour (2012)	75
Breslow (2010)	75
Bradford (2002)	75
Groom (1998)	75
Fingers (1975)	75
Wuertz (2009)	74
Lacey (1978)	74

Complete Games

Langford (1980)	28
Norris (1980)	24
Blue (1971)	24
Hunter (1974)	23
Keough (1980)	20
Blue (1976)	20
Langford (1981)	18
six players tied	16

Wins

Welch (1990)	27
Hunter (1974)	25
Blue (1971)	24
Zito (2002)	23
Stewart (1990)	22
Norris (1980)	22
Blue (1975)	22
seven players tied	21

Innings Pitched

Hunter (1974)	318.0
Blue (1971)	312.0
Blue (1976)	298.0
Holtzman (1973)	297.1
Hunter (1972)	295.0
Langford (1980)	290.0
Norris (1980)	284.0
Blue (1974)	282.0
Blue (1977)	280.0
Blue (1975)	278.0

Games Started

Hunter (1974)	41
Blue (1974)	40
Holtzman (1973)	40
Dobson (1970)	40
Hunter (1970)	40
Torrez (1976)	39
Blue (1971)	39
Blue (1977)	38
Blue (1975)	38
Holtzman (1975)	38
Holtzman (1974)	38

Shutouts


Blue (1971)	8
Blue (1976)	6
Hunter (1974)	6
Nash (1968)	6
Hunter (1972)	5
Dobson (1970)	5
10 players tied	4

Losses

Kingman (1980)	20
Blue (1977)	19
Langford (1977)	19
Keough (1982)	18
Keough (1979)	17
Holtzman (1974)	17
Candiotti (1998)	16
Langford (1982)	16
Langford (1979)	16
Smith (2008)	16

Walks

Odom (1969)	112
Stewart (1988)	110
Rijo (1986)	108
Holtzman (1975)	108
Moore (1991)	105
Stewart (1991)	105
Stewart (1987)	105
Blue (1973)	105
Moore (1992)	103
Appier (2000)	102
Plunk (1986)	102



Vida Blue

Saves

Eckersley (1992)	51
Eckersley (1990)	48
Eckersley (1988)	45
Koch (2002)	44
Foulke (2003)	43
Eckersley (1991)	43
Street (2006)	37
Eckersley (1993)	36
Caudill (1984)	36
Isringhausen (2001)	34

Strikeouts

Blue (1971)	301
Zito (2001)	205
Stottlemire (1995)	205
Stewart (1987)	205
Gonzalez (2011)	197
Haren (2007)	192
Stewart (1988)	192
Hunter (1972)	191
Blue (1975)	189
Zito (2002)	182

ERA

Blue (1971)	1.82
Hunter (1972)	2.04
Nash (1968)	2.28
McCatty (1981)	2.32
Blue (1976)	2.36
Odom (1968)	2.45
Hunter (1974)	2.49
Torrez (1976)	2.50
Odom (1972)	2.50
Holtzman (1972)	2.51

Won-Loss Percentage

Zito (2002)	23-5	.821
Welch (1990)	27-6	.818
Hunter (1973)	21-5	.808
Hudson (2000)	20-6	.769
Blue (1971)	24-8	.750
Hunter (1972)	21-7	.750
Dobson (1971)	15-5	.750
Mulder (2002)	19-7	.731
Davis (1989)	19-7	.731
Mulder (2001)	21-8	.724
<i>(Min. 20 decisions)</i>		

RECORDS

LONGEST STREAKS BY OAKLAND A'S PITCHERS

Scoreless

37	August 13 to August 17, 1983
29	June 11 to June 14, 1968
29	August 27 to August 31, 1996
29	April 9 to April 12, 1978
29	May 27 to May 30, 1976
29	June 3 to June 5, 1972
29	July 30 to August 2, 1972
29	July 21 to July 24, 1968

Homerless

136.2	June 19-July 4, 1974
96.0	June 23-July 4, 1999
92.0	July 28-August 6, 1970
91.2	April 11-21, 1971
83.0	June 24-July 2, 1978
80.0	May 9-20, 1977
77.0	May 21-31, 1977

ATHLETICS YEAR-BY-YEAR BATTING

Year	AVG.	AB	R	H	2B	3B	HR	RBI	BB	SO	SH	SF	HP	SB	CS	SLG	OBP
1901	.289	4882	805	1409	239	87	35	665	301	344	78		53	173		.395	.337
1902	.287	4762	775	1369	235	67	38	673	343	293	118		38	201		.389	.340
1903	.264	4673	597	1236	227	68	32	502	268	513	101		32	157		.363	.309
1904	.249	5088	557	1266	197	77	31	486	313	605	137		41	137		.336	.298
1905	.255	5146	623	1310	256	51	24	511	376	644	165		34	190		.338	.310
1906	.247	4883	561	1206	213	49	32	489	385		157		43	165		.330	.308
1907	.255	5010	582	1276	220	44	22	485	384		176		27	137		.329	.311
1908	.223	5065	486	1131	183	50	21	392	368		177		37	116		.292	.281
1909	.256	4906	605	1257	186	88	21	498	403		248		64	205		.343	.321
1910	.266	5154	673	1373	191	105	19	541	409		196		47	207		.355	.326
1911	.296	5199	861	1540	237	93	35	692	424		232		65	226		.398	.357
1912	.282	5111	779	1442	204	108	22	620	485		201		38	258		.377	.349
1913	.280	5044	794	1412	223	80	33	660	534	547	174		65	221		.375	.356
1914	.272	5126	749	1392	165	80	29	627	545	517	218		52	231	188	.352	.348
1915	.237	5081	545	1204	183	72	16	440	436	634	137		54	127	89	.311	.304
1916	.242	5010	447	1212	169	65	19	380	406	631	157		30	151		.313	.303
1917	.254	5109	529	1296	177	62	17	457	435	519	205		33	112		.323	.316
1918	.243	4278	412	1039	124	44	22	356	343	485	124		26	83		.308	.303
1919	.244	4730	457	1156	175	71	35	396	349	565	125		30	103		.334	.300
1920	.252	5256	558	1324	220	49	44	470	353	593	169		43	50	67	.338	.304
1921	.274	5465	657	1497	256	64	82	601	424	565	136		29	69	56	.389	.330
1922	.270	5211	705	1409	229	63	111	631	437	591	170		34	60	63	.402	.331
1923	.271	5196	661	1407	229	64	53	577	445	517	172		44	72	62	.370	.334
1924	.281	5184	685	1459	251	59	63	608	374	482	157		38	79	66	.389	.334
1925	.307	5399	831	1659	298	79	76	767	453	432	187		31	67	59	.434	.364
1926	.269	5046	677	1359	259	65	61	619	523	452	238		26	56	46	.383	.341
1927	.303	5296	841	1606	281	70	56	767	551	326	219		30	101	63	.414	.372
1928	.295	5226	829	1540	323	75	89	759	533	442	196		37	59	48	.368	.364
1929	.296	5204	901	1539	288	76	122	845	543	440	214		29	61	38	.451	.365
1930	.294	5345	951	1573	319	74	125	895	599	531	188		31	48	33	.452	.369
1931	.287	5377	858	1544	311	64	118	798	528	543	78		35	25	23	.435	.355
1932	.290	5537	981	1606	303	52	172	923	647	630	94		21	38	23	.457	.366
1933	.285	5330	875	1519	297	57	139	831	625	618	80		15	34	34	.440	.362
1934	.280	5317	764	1491	236	50	144	708	491	584	99		13	57	35	.425	.343
1935	.279	5269	710	1470	243	44	112	671	475	602	86		17	43	35	.406	.341
1936	.269	5373	714	1443	240	60	72	663	524	590	74		19	59	43	.376	.336
1937	.267	5228	699	1398	278	60	94	649	583	557	70		5	95	48	.397	.341
1938	.270	5229	726	1410	243	62	98	686	605	590	78		22	65	53	.396	.348
1939	.271	5309	711	1438	282	55	98	666	503	532	138		15	60	34	.400	.336
1940	.262	5304	703	1391	242	53	105	648	556	656	69		19	48	33	.387	.334
1941	.268	5336	713	1431	240	69	85	660	574	588	76		8	27	36	.387	.340
1942	.249	5285	549	1315	213	46	33	517	440	490	74		23	44	45	.325	.309
1943	.232	5244	497	1219	174	44	26	462	430	465	95		29	55	42	.297	.294
1944	.257	5312	525	1364	169	47	36	475	422	490	121		17	42	32	.327	.314
1945	.245	5296	494	1297	201	37	33	440	449	463	96		19	25	45	.316	.306
1946	.253	5200	529	1317	220	51	40	481	482	594	105		9	39	30	.338	.318
1947	.252	5198	633	1311	218	52	61	581	605	563	144		24	37	33	.349	.333
1948	.260	5181	729	1345	231	47	68	685	726	523	120		22	40	32	.362	.353
1949	.260	5123	726	1331	214	49	82	680	783	493	117		25	36	25	.369	.361
1950	.261	5212	670	1361	204	53	100	627	685	493	73		23	42	25	.378	.349
1951	.262	5277	736	1381	262	43	102	685	677	565	61		34	47	36	.386	.349
1952	.253	5163	664	1305	212	35	89	634	683	561	102		27	52	43	.359	.343
1953	.256	5455	632	1398	205	38	116	588	498	602	51		24	41	24	.372	.321
1954	.236	5206	542	1228	191	41	94	503	504	677	54	31	28	30	29	.342	.305
Phila.	.266		36513		12386		3502		26237		7327		1674				.333
		278846		74211		3308		32670						5003		.372	

Year	AVG.	AB	R	H	2B	3B	HR	RBI	BB	SO	SH	SF	HP	SB	CS	SLG	OBP
1955	.261	5335	638	1395	189	46	121	593	463	725	57	34	26	22	36	.382	.322
1956	.252	5256	619	1325	204	41	112	581	480	727	67	37	20	40	30	.370	.315
1957	.244	5170	563	1262	195	40	166	535	364	760	62	36	24	35	27	.394	.295
1958	.247	5261	642	1297	196	50	138	605	452	747	64	43	25	22	36	.381	.307
1959	.263	5264	681	1383	231	43	117	638	481	780	69	38	33	34	24	.390	.326
1960	.249	5226	615	1303	212	34	110	566	513	744	75	32	12	16	11	.366	.316
1961	.247	5423	683	1342	216	47	90	632	580	772	89	47	25	58	22	.354	.320
1962	.263	5576	745	1467	220	58	116	691	556	803	78	50	42	76	21	.386	.332
1963	.247	5495	615	1356	225	38	95	582	529	829	77	46	25	47	26	.353	.313
1964	.239	5524	621	1321	216	29	166	594	548	1104	53	25	42	34	20	.379	.311
1965	.240	5393	585	1294	186	59	110	546	521	1020	74	35	35	110	51	.358	.309
1966	.236	5328	564	1259	212	56	70	509	421	982	71	27	26	132	50	.337	.294
1967	.233	5349	533	1244	212	50	69	481	452	1019	59	36	42	132	59	.330	.296
K.C.	.248	8104	2714	1480	6360	895	377	413	.312								
	69600	17248	591	7553	11012	486	758	.368									
1968	.240	5406	569	1300	192	40	94	522	472	1022	78	35	35	147	61	.343	.304
1969	.249	5614	740	1400	210	28	148	680	617	953	74	35	63	100	39	.376	.328
1970	.249	5376	678	1338	208	24	171	630	584	977	73	36	36	131	68	.392	.325
1971	.252	5494	691	1383	195	25	160	642	542	1018	80	38	37	80	53	.384	.321
1972	.240	5200	604	1248	195	29	134	565	463	886	100	36	47	87	48	.366	.306
1973	.260	5507	758	1431	216	28	147	714	595	919	67	53	35	128	57	.389	.333
1974	.247	5331	689	1315	205	37	132	637	568	876	60	51	38	164	93	.373	.321
1975	.254	5415	758	1376	220	33	151	703	609	846	74	35	51	183	82	.391	.333
1976	.246	5353	686	1319	208	33	113	625	592	818	58	58	45	341	123	.361	.323
1977	.240	5358	605	1284	176	37	117	548	516	910	64	46	36	176	89	.352	.308
1978	.245	5321	532	1304	200	31	100	492	433	800	108	27	25	144	117	.351	.303
1979	.239	5348	573	1276	188	32	108	541	482	751	75	46	20	104	69	.346	.302
1980	.259	5495	686	1424	212	35	137	635	506	824	99	41	19	175	82	.385	.322
1981	.247	3677	458	910	119	26	104	430	342	647	46	32	16	98	47	.379	.312
1982	.236	5448	691	1286	211	27	149	659	582	948	50	54	20	232	87	.367	.309
1983	.262	5516	708	1447	237	28	121	662	524	872	55	62	31	235	98	.381	.326
1984	.259	5457	738	1415	257	29	158	697	568	871	37	77	22	145	64	.404	.327
1985	.264	5581	757	1475	230	34	155	690	508	861	63	47	16	117	58	.401	.325
1986	.252	5435	731	1370	213	25	163	683	553	983	56	51	32	139	61	.390	.322
1987	.260	5511	806	1432	263	33	199	761	593	1056	50	48	36	140	63	.428	.333
1988	.263	5602	800	1474	251	22	156	752	580	926	54	55	65	129	54	.399	.336
1989	.261	5416	712	1414	220	25	127	659	562	855	36	62	34	157	55	.381	.331
1990	.254	5433	733	1379	209	22	164	693	651	992	60	48	46	141	54	.391	.336
1991	.248	5410	760	1342	246	19	159	716	642	981	41	49	50	151	64	.389	.331
1992	.258	5387	745	1389	219	24	142	693	707	831	72	59	49	143	59	.386	.346
1993	.254	5543	715	1408	260	21	158	679	622	1048	46	49	33	131	59	.394	.330
1994	.260	3885	549	1009	178	13	113	515	417	686	24	51	18	91	39	.399	.330
1995	.264	4916	730	1296	228	18	169	694	565	911	32	58	45	112	46	.420	.341
1996	.265	5630	861	1492	283	21	243	823	640	1114	35	39	58	58	35	.452	.344
1997	.260	5589	764	1451	274	23	197	714	642	1181	49	40	49	71	36	.423	.339
1998	.257	5490	804	1413	295	13	149	755	633	1122	58	46	55	131	47	.397	.338
1999	.259	5519	893	1430	287	20	235	845	770	1129	39	41	71	70	37	.446	.355
2000	.270	5560	947	1501	281	23	239	908	750	1159	26	44	52	40	15	.458	.360
2001	.264	5573	884	1469	334	22	199	835	640	1021	25	59	88	68	29	.439	.345
2002	.261	5558	800	1450	279	28	205	772	609	1008	20	36	68	46	20	.432	.339
2003	.254	5497	768	1398	317	24	176	742	556	898	22	53	59	48	14	.417	.327
2004	.270	5728	793	1545	336	15	189	752	608	1061	25	43	55	47	22	.433	.343
2005	.262	5627	772	1476	310	20	155	739	537	819	19	40	52	31	22	.407	.330
2006	.260	5500	771	1429	266	22	175	735	650	976	25	56	50	61	20	.412	.340
2007	.256	5577	741	1430	295	16	171	711	664	1119	18	56	49	52	20	.407	.338
2008	.242	5451	646	1318	270	23	125	610	574	1226	30	35	48	88	21	.369	.318
2009	.262	5584	759	1464	307	21	235	723	527	1046	31	54	50	133	48	.397	.328
2010	.256	5448	663	1396	276	30	109	619	527	1061	43	51	47	156	38	.378	.324
2011	.244	5452	645	1330	280	29	114	612	509	1094	34	57	50	117	43	.369	.311
2012	.238	5527	713	1315	267	32	195	676	550	1387	27	34	45	122	32	.404	.310
Oak.	.254	32426	10923	6960	25781	2258	1946	2388	.328								
	242745	61751	1160	30488	43489	2123	5460	.395									

Year	AVG.	AB	R	H	2B	3B	HR	RBI	BB	SH	HP	SB	SLG	OBP
Totals	.259	591191	77043	153210	26023	5059	11942	70711	58378	10480	3997	11221	.381	.329

ATHLETICS YEAR-BY-YEAR PITCHING

Year	ERA	CG	SV	SHO	IP	H	R	ER	HR	BB	SO	HB	WP	OPP. AVG.
1901	4.00	124		6	1200.2	1346	761	534	20	374	350	59	40	.280
1902	3.29	114		5	1216.1	1292	636	444	33	368	455	63	29	.273
1903	2.98	112		10	1207.1	1124	519	400	20	315	728	71	38	.249
1904	2.35	136		26	1361.1	1149	503	355	13	366	887	63	23	.227
1905	2.19	117		19	1383.1	1137	492	337	21	409	895	63	40	.228
1906	2.60	107		19	1322.0	1135	543	382	9	425	749	57	30	.235
1907	2.35	106		27	1354.2	1106	511	353	13	378	789	67	36	.222
1908	2.56	102		23	1400.1	1194	562	398	10	410	741	53	46	.235
1909	1.93	110		27	1378.0	1069	408	296	9	386	728	62	31	.218
1910	1.79	123		24	1421.2	1103	441	282	8	450	789	55	42	.221
1911	3.01	97		13	1375.2	1343	601	460	17	487	739	81	34	.265
1912	3.32	95		11	1357.0	1273	658	501	12	518	601	57	30	.258
1913	3.19	69		17	1351.1	1200	592	479	24	532	630	39	48	.229
1914	2.78	89		24	1404.0	1264	529	433	18	521	720	28	37	.249
1915	4.29	78		6	1348.1	1358	888	643	22	827	588	57	68	.278
1916	3.92	94		11	1343.2	1311	776	585	26	715	575	31	53	.267
1917	3.27	80		8	1365.2	1310	691	496	23	562	516	23	37	.250
1918	3.22	80		13	1156.0	1106	538	413	13	486	277	35	20	.264
1919	4.26	72		1	1239.1	1371	742	587	44	503	417	29	25	.290
1920	3.93	79		6	1380.1	1612	834	602	56	461	423	40	27	.300
1921	4.61	75		2	1400.1	1645	894	717	85	548	431	32	34	.300
1922	4.59	73		4	1362.1	1573	830	695	107	469	373	32	22	.297
1923	4.08	65		7	1364.2	1465	761	619	68	550	400	23	23	.280
1924	4.39	68		8	1345.0	1527	778	656	43	597	371	28	19	.292
1925	3.87	61		8	1381.2	1468	713	594	60	544	495	36	30	.276
1926	3.00	62		10	1346.0	1362	570	448	38	451	571	31	22	.268
1927	3.97	66		8	1384.0	1467	726	611	65	442	553	36	18	.278
1928	3.36	81		15	1367.2	1349	615	511	66	424	607	22	19	.256
1929	3.44	70		9	1357.0	1371	615	519	73	487	573	15	28	.264
1930	4.28	72		8	1371.0	1457	751	652	84	488	672	20	25	.274
1931	3.47	97		12	1365.1	1342	626	526	73	457	574	9	20	.258
1932	4.45	95		10	1386.0	1477	752	686	112	511	595	18	21	.271
1933	4.81	69		6	1343.2	1523	853	718	77	644	423	17	33	.283
1934	5.01	68		8	1337.0	1429	838	745	84	693	480	23	33	.275
1935	5.12	58		7	1326.1	1486	869	754	73	704	469	25	35	.285
1936	6.08	68		3	1352.1	1645	1045	913	131	696	405	24	67	.300
1937	4.85	65		6	1335.0	1490	854	720	105	613	469	17	40	.281
1938	5.48	56		4	1324.0	1573	956	806	142	599	473	18	28	.292
1939	5.79	50		6	1342.2	1687	1022	864	148	579	397	19	35	.307
1940	5.22	72		4	1345.0	1543	932	780	135	534	488	15	40	.283
1941	4.83	64		3	1365.1	1516	840	733	136	557	386	18	46	.279
1942	4.45	67		5	1374.2	1404	801	679	89	639	546	21	35	.263
1943	4.05	73		5	1394.0	1421	717	627	73	536	503	35	24	.265
1944	3.26	72		10	1397.1	1345	594	506	58	390	534	31	30	.252
1945	3.62	65		11	1381.0	1380	638	556	55	571	531	22	18	.262
1946	3.90	61		10	1342.2	1371	680	582	83	577	562	25	13	.264
1947	3.51	70		12	1391.1	1291	614	543	85	597	493	14	14	.247
1948	4.43	74		7	1368.2	1456	735	673	86	638	486	15	35	.275
1949	4.23	85		9	1365.0	1359	725	642	105	758	490	19	33	.263
1950	5.49	50		3	1346.1	1528	913	821	138	729	466	31	39	.287
1951	4.47	52		7	1358.0	1421	745	674	109	569	437	32	30	.272
1952	4.15	73		11	1384.1	1402	723	639	113	526	562	35	21	.263
1953	4.67	51		7	1409.0	1475	799	731	121	594	566	57	51	.271
1954	5.18	49		3	1371.1	1523	875	789	141	685	555	39	40	.285
Phila.	3.91	4281		544	72953.0	74574	38624	31709	3572	28889	29533	1887	1755	

Year	ERA	CG	SV	SHO	IP	H	R	ER	HR	BB	SO	HB	WP	OPP. AVG.
1955	5.35	29		9	1382.0	1486	911	822	175	707	572	42	36	.278
1956	4.86	30		3	1370.1	1424	831	740	187	679	636	42	38	.271
1957	4.19	26		6	1369.2	1344	710	637	153	565	626	25	45	.260
1958	4.15	42		9	1398.1	1405	713	645	150	467	721	28	31	.262
1959	4.35	44		8	1360.2	1452	760	658	148	492	703	46	41	.274
1960	4.38	44		4	1374.0	1428	756	668	160	525	664	43	37	.271
1961	4.74	32		5	1415.0	1519	863	746	141	629	703	53	58	.275
1962	4.79	32		4	1434.0	1450	837	764	199	655	825	42	63	.263
1963	3.92	35		11	1458.0	1417	704	635	156	540	887	44	43	.256
1964	4.71	18		6	1455.2	1516	836	761	220	614	966	54	55	.269
1965	4.24	18		7	1433.0	1399	755	675	161	574	882	39	67	.256
1966	3.56	19		11	1435.0	1281	648	567	106	630	854	39	52	.241
1967	3.68	26		10	1428.0	1265	660	584	125	558	990	37	44	.238
K.C.	4.37	395		93	18313.2	18386	9984	8902	2081	7635	10029	534	610	
1968	2.94	45		18	1455.2	1220	544	476	124	505	997	31	55	.227
1969	3.71	42	36	14	1480.2	1356	678	611	163	586	887	39	55	.245
1970	3.30	33	40	15	1442.2	1253	593	529	134	542	858	34	56	.234
1971	3.05	57	36	18	1469.1	1229	564	498	131	501	999	33	37	.228
1972	2.58	42	43	23	1417.2	1170	457	406	96	418	862	19	29	.226
1973	3.29	46	41	16	1457.1	1311	615	532	143	494	797	30	52	.241
1974	2.95	49	28	12	1439.2	1322	551	472	90	430	755	25	27	.246
1975	3.27	36	44	10	1448.0	1267	606	526	102	523	784	37	47	.236
1976	3.26	39	29	15	1459.1	1412	598	528	96	415	711	30	40	.255
1977	4.04	32	25	4	1436.2	1459	749	645	145	560	788	24	55	.265
1978	3.62	26	29	11	1433.1	1401	690	577	106	582	750	26	37	.259
1979	4.75	41	20	4	1429.1	1606	860	754	147	654	726	49	72	.288
1980	3.46	94	13	9	1471.2	1347	642	566	142	521	769	31	51	.244
1981	3.30	60	10	11	993.0	883	403	364	80	370	505	28	30	.240
1982	4.54	42	22	6	1456.0	1506	819	735	177	648	697	30	58	.268
1983	4.35	22	33	12	1454.1	1462	782	703	135	626	719	31	43	.263
1984	4.48	15	44	6	1430.0	1554	796	712	155	592	695	35	47	.278
1985	4.41	10	41	6	1453.0	1451	787	712	172	607	785	25	48	.259
1986	4.31	22	37	8	1433.0	1334	760	686	166	667	937	34	62	.247
1987	4.32	18	40	6	1445.2	1442	789	694	176	531	1042	36	52	.258
1988	3.44	22	64	9	1489.1	1376	620	569	116	553	983	29	62	.247
1989	3.09	17	57	20	1448.1	1287	576	497	103	510	930	28	71	.239
1990	3.18	18	64	16	1456.0	1287	570	514	123	494	831	27	50	.238
1991	4.57	14	49	10	1444.1	1425	776	734	155	655	892	55	60	.260
1992	3.73	8	58	9	1447.0	1396	672	599	129	601	843	41	67	.256
1993	4.90	8	42	2	1452.1	1551	846	791	157	680	864	49	39	.276
1994	4.80	12	23	9	1003.1	979	589	535	128	510	732	34	42	.257
1995	4.93	8	34	4	1273.0	1320	761	698	153	556	890	53	56	.269
1996	5.20	7	34	5	1456.1	1638	900	841	205	644	884	52	60	.287
1997	5.48	2	38	1	1445.1	1734	946	880	197	642	953	64	51	.301
1998	4.81	12	39	4	1434.0	1555	866	766	179	529	922	56	68	.276
1999	4.69	6	48	5	1438.1	1537	846	750	160	569	967	54	57	.274
2000	4.58	7	43	11	1435.1	1535	813	730	158	615	963	48	46	.274
2001	3.59	13	44	9	1463.1	1384	645	583	153	440	1117	46	42	.249
2002	3.68	9	48	19	1452.0	1391	654	593	135	474	1021	62	40	.252
2003	3.63	16	48	14	1441.2	1336	643	582	140	499	1018	54	41	.246
2004	4.17	10	35	8	1471.1	1466	742	682	164	544	1034	68	39	.262
2005	3.69	9	38	12	1450.1	1315	658	594	154	504	1075	60	41	.241
2006	4.21	5	54	11	1451.2	1525	727	679	162	529	1003	55	43	.272
2007	4.28	4	36	9	1448.0	1468	758	689	138	530	1036	43	52	.263
2008	4.01	4	33	7	1435.0	1364	690	640	135	576	1061	54	30	.253
2009	4.26	2	38	10	1447.1	1486	761	685	156	523	1124	36	43	.265
2010	3.56	7	38	17	1431.2	1315	626	566	153	512	1070	38	42	.245
2011	3.71	6	39	12	1447.2	1380	679	597	136	519	1160	41	53	.250
2012	3.48	1	47	13	1470.0	1360	614	569	147	462	1136	46	40	.245
Oak.	3.94	998	1702	470	64139.1	62395	31261	28089	6416	24442	40572	1820	2188	

Year	ERA	CG	SHO	IP	H	R	ER	HR	BB	SO	HB	WP
Totals	3.98	5674	1107	155406.0	155355	79869	68700	12069	60966	80134	4241	4553

ATHLETICS YEAR-BY-YEAR FIELDING

Year	AVG.	G	PO	A	E	TC	DP	TP	PB
1901	.942	137	3600	1903	337	5840	93	0	23
1902	.953	137	3646	1819	270	5735	75	0	13
1903	.960	137	3618	1613	217	5448	66	0	20
1904	.959	155	4080	1835	250	6165	67	0	21
1905	.957	152	4101	1746	265	6112	64	0	21
1906	.955	149	3941	1728	267	5936	86	1	17
1907	.958	150	4046	1959	263	6268	67	0	14
1908	.957	157	4158	1886	272	6316	68	1	20
1909	.961	153	4105	1894	245	6244	92	1	14
1910	.965	155	4255	2001	230	6486	117	0	10
1911	.964	152	4121	1896	225	6242	100	0	14
1912	.959	153	4100	2023	263	6386	115	0	17
1913	.966	153	4048	1958	212	6218	108	1	13
1914	.966	158	4198	1938	213	6349	116	1	25
1915	.947	154	4044	2023	338	6405	118	0	17
1916	.951	154	4021	2126	314	6461	126	0	19
1917	.961	154	4078	2064	251	6393	106	0	17
1918	.959	130	3458	1850	228	5536	136	0	7
1919	.956	140	3702	1902	257	5861	96	1	9
1920	.959	156	4120	2173	266	6559	125	0	13
1921	.958	155	4182	2005	274	6461	144	0	14
1922	.966	155	4072	1978	215	6265	118	1	16
1923	.964	153	4064	1935	221	6220	127	1	23
1924	.971	152	4025	1943	180	6148	157	0	12
1925	.966	153	4117	1931	211	6259	148	0	13
1926	.972	150	4041	1869	171	6081	131	1	10
1927	.970	155	4161	1897	190	6248	124	1	10
1928	.970	153	4107	1728	181	6016	124	0	10
1929	.975	151	4065	1587	146	5798	117	0	10
1930	.976	154	4127	1651	145	5923	121	0	11
1931	.976	153	4088	1614	141	5843	151	0	10
1932	.979	154	4160	1736	124	6020	142	0	15
1933	.966	152	4032	1750	203	5985	121	0	9
1934	.967	153	4012	1809	196	6017	166	0	12
1935	.967	149	3964	1690	190	5844	150	0	11
1936	.965	154	4061	1773	209	6043	152	0	21
1937	.967	154	4002	1725	198	5925	150	0	15
1938	.965	154	3964	1637	206	5807	119	0	15
1939	.965	153	4028	1678	210	5916	131	0	14
1940	.960	154	4035	1667	238	5940	131	0	15
1941	.967	154	4095	1733	200	6028	150	0	20
1942	.968	154	4062	1678	188	5928	124	0	23
1943	.973	155	4180	1741	162	6083	148	0	19
1944	.971	155	4192	1745	176	6113	127	0	12
1945	.973	153	4140	1903	168	6211	160	0	9
1946	.971	155	4028	1594	167	5789	141	1	7
1947	.976	156	4174	1689	143	6006	161	0	5
1948	.981	154	4108	1710	113	5931	180	1	7
1949	.976	154	4102	1710	140	5952	217	0	10
1950	.974	154	4033	1732	155	5920	208	0	9
1951	.978	154	4073	1849	136	6058	204	0	12
1952	.977	155	4150	1766	140	6056	148	0	11
1953	.977	157	4218	1710	137	6065	161	0	15
1954	.971	156	4104	1655	169	5928	163	0	12
Phila.	.966	8213	218406	98155	11226	327787	6957	12	761

Year	AVG.	G	PO	A	E	TC	DP	TP	PB
1955	.976	155	4142	1729	146	6017	174	0	14
1956	.973	154	4111	1785	166	6062	187	0	19
1957	.979	154	4108	1720	125	5953	162	0	22
1958	.979	156	4196	1730	125	6051	166	0	34
1959	.973	154	4086	1669	160	5915	156	0	15
1960	.979	155	4122	1666	127	5915	149	0	17
1961	.972	162	4260	1755	175	6190	160	0	17
1962	.979	162	4294	1724	132	6150	131	0	25
1963	.980	162	4373	1722	127	6222	131	0	11
1964	.974	163	4361	1669	158	6188	152	0	18
1965	.977	162	4300	1620	139	6059	142	0	20
1966	.977	160	4320	1646	139	6105	154	1	20
1967	.978	161	4279	1533	132	5944	120	0	17
K.C.	.977	2060	54952	21968	1851	78771	1984	1	249
1968	.977	163	4367	1659	145	6171	136	0	20
1969	.979	162	4442	1788	136	6366	162	0	26
1970	.977	162	4328	1680	141	6149	152	0	12
1971	.981	161	4408	1660	117	6185	157	0	17
1972	.979	155	4253	1689	130	6072	146	0	13
1973	.978	162	4372	1710	137	6219	170	0	9
1974	.977	162	4319	1704	141	6164	154	0	10
1975	.977	162	4344	1686	143	6173	140	0	13
1976	.977	161	4378	1821	144	6343	130	0	11
1977	.970	161	4310	1762	190	6262	136	0	12
1978	.971	162	4300	1626	179	6105	145	0	10
1979	.972	162	4288	1718	174	6180	137	3	15
1980	.979	162	4415	1631	130	6176	115	0	9
1981	.980	109	2979	1080	81	4140	74	1	2
1982	.974	162	4368	1647	160	6175	140	0	8
1983	.974	162	4363	1602	157	6122	157	1	14
1984	.975	162	4290	1508	146	5944	159	0	9
1985	.977	162	4359	1566	140	6065	136	0	19
1986	.978	162	4299	1596	135	6030	120	0	16
1987	.977	162	4337	1649	142	6128	123	0	18
1988	.983	162	4468	1629	105	6202	151	0	10
1989	.979	162	4345	1640	129	6114	159	0	13
1990	.986	162	4368	1630	87	6085	152	0	14
1991	.982	162	4333	1608	107	6048	150	0	8
1992	.979	162	4341	1576	125	6042	158	0	8
1993	.982	162	4357	1625	111	6093	161	0	15
1994	.979	114	3010	1122	88	4220	105	0	5
1995	.981	144	3819	1486	102	5407	151	0	4
1996	.984	162	4369	1778	103	6250	195	1	11
1997	.980	162	4336	1765	122	6223	170	0	5
1998	.977	162	4302	1654	141	6097	155	0	13
1999	.980	162	4315	1700	122	6137	166	0	18
2000	.978	161	4306	1726	134	6166	164	1	8
2001	.980	162	4390	1756	125	6271	151	0	4
2002	.984	162	4356	1798	102	6256	144	0	9
2003	.983	162	4325	1779	107	6211	145	0	9
2004	.986	162	4414	1809	91	6314	172	0	14
2005	.986	162	4351	1649	88	6088	166	0	5
2006	.986	162	4355	1626	84	6065	173	0	10
2007	.985	162	4344	1687	90	6121	153	0	16
2008	.984	161	4305	1573	98	5976	169	0	8
2009	.983	162	4342	1592	105	6039	155	0	5
2010	.984	162	4295	1704	99	6098	147	0	8
2011	.979	162	4343	1529	124	5996	145	0	6
2012	.982	162	4410	1568	111	6089	135	1	12
Oak.	.980	7560	192418	73791	5568	271777	6681	8	501

Year	AVG.	G	PO	A	E	TC	DP	TP	PB
Totals	.973	17833	465776	193914	18645	678335	15622	21	1511

ATHLETICS YEAR-BY-YEAR BATTING LEADERS

Batting Average

1901 Lajoie426
1902 Cross339
1903 Seybold299
1904 Davis308
1905 Davis284
1906 Seybold316
1907 Nicholls302
1908 Collins273
1909 Collins346
1910 Collins322
1911 Collins365
1912 Collins348
1913 Collins345
1914 Collins344
1915 McInnis314
1916 Strunk316
1917 McInnis303
1918 Burns352
1919 Burns296
1920 Dugan322
1921 Witt315
1922 Miller336
1923 Hauser307
1924 Miller342
1925 Simmons384
1926 Simmons343
1927 Simmons392
1928 Simmons351
1929 Simmons365
1930 Simmons381
1931 Simmons390
1932 Foxx364
1933 Foxx356
1934 Foxx334
1935 Foxx346
1936 Moses345
1937 Moses320
1938 Johnson313
1939 Johnson338
1940 Moses309
1941 Siebert334
1942 Johnson291
1943 Estalella259
1944 Siebert306
1945 Estalella299
1946 Rosar283
1947 McCosky328
1948 McCosky326
1949 Valo283
1950 Lehner309
1951 Fain344
1952 Fain327
1953 Philley303
1954 Finigan302
1955 Power319
1956 Power309
1957 Lopez294
1958 Cerv305
1959 Tuttle300
1960 Siebern279
1961 Siebern296
1962 Siebern308

1963 Causey280
1964 Causey281
1965 Campaneris270
1966 Cater292
1967 Cater270
1968 Cater290
1969 Bando281
1970 Campaneris279
1971 Jackson277
1972 Rudi305
1973 Jackson293
1974 Rudi293
1975 Washington308
1976 North276
1977 Page307
1978 Page285
1979 Revering288
1980 Henderson303
1981 Henderson319
1982 Henderson267
1983 Henderson292
1984 Lansford300
1985 Davis287
1986 Griffin285
1987 McGwire289
1988 Canseco307
1989 Lansford336
1990 R. Henderson325
1991 Baines295
1992 Bordick300
1993 Gates290
1994 Berroa306
1995 Henderson300
1996 McGwire312
1997 Giambi293
1998 Giambi295
1999 Giambi315
2000 Giambi333
2001 Giambi342
2002 Tejada308
2003 Chavez282
2004 Durazo321
2005 Ellis316
2006 Payton296
2007 Stewart290
2008 Suzuki279
2009 Sweeney293
2010 Ellis291
2011 Pennington264
2012 Céspedes292

Games

1901 Fultz132
1902 four players tied 137
1903 four players tied 137
1904 Cross155
1905 Murphy150
1906 Davis145
1907 Davis149
1908 Nicholls150
1909 Collins153
1910 Collins153
1911 Baker148

1912 Collins153
McInnis153
1913 Baker149
1914 Collins152
1915 Strunk132
1916 Strunk150
1917 McInnis150
1918 Burns130
1919 Burns126
1920 Walker149
1921 Dykes155
1922 Galloway155
1923 Hauser146
1924 Simmons152
1925 Simmons153
1926 Simmons147
1927 Cobb134
1928 Miller139
1929 Foxx149
1930 Miller154
1931 Foxx139
1932 Foxx154
Simmons154
1933 Cramer152
Higgins152
1934 Cramer153
1935 Cramer149
1936 Johnson153
1937 Moses154
1938 Johnson152
1939 Johnson150
1940 Siebert154
1941 Johnson149
1942 Siebert153
1943 Hall151
1944 Hayes155
1945 Hall151
1946 Chapman146
1947 Joost151
1948 Majeski148
Suder148
1949 Chapman154
1950 Fain151
1951 Joost140
1952 Philley151
1953 Philley157
1954 DeMaestri146
1955 Finigan150
1956 Lopez151
1957 DeMaestri135
1958 Lopez151
1959 Williams130
1960 Tuttle151
1961 Howser158
1962 Siebern162
1963 Charles158
1964 Colavito160
1965 Harrelson150
Hershberger150
1966 Hershberger146
1967 Campaneris147
1968 Bando162
1969 Bando162

1970 Bando155
1971 Bando153
1972 Bando152
1973 Bando162
1974 Rudi158
Tenace158
1975 Bando160
Garner160
1976 Garner159
1977 Sanguillen152
1978 Revering152
1979 Newman143
1980 Murphy159
1981 Armas109
1982 Murphy151
1983 Phillips148
1984 Phillips154
1985 Griffin162
1986 Griffin162
1987 Canseco159
1988 Canseco158
1989 D. Henderson152
1990 McGwire156
1991 Gallego159
1992 Bordick154
1993 Bordick159
1994 Bordick114
1995 Berroa141
1996 Bordick155
1997 Spiezio147
1998 Grieve155
1999 Tejada159
2000 Tejada160
2001 Long162
Tejada162
2002 Long162
Tejada162
2003 Tejada162
2004 Hatteberg152
2005 Chavez160
2006 Swisher157
2007 Ellis150
Swisher150
2008 Cust148
Suzuki148
2009 Cust149
2010 Barton159
2011 Pennington148
2012 Reddick156

At Bats

1901 Fultz561
1902 Cross558
1903 Cross554
1904 Cross607
1905 Davis602
1906 Davis551
1907 Davis582
1908 Nicholls550
1909 Collins572
1910 Collins583
1911 Baker592
1912 Baker577

1913 Baker.....	565
1914 McInnis.....	576
1915 Lajoie.....	490
1916 Witt.....	563
1917 McInnis.....	567
1918 Burns.....	505
1919 Burns.....	470
1920 Walker.....	585
1921 Johnson.....	613
1922 Galloway.....	571
1923 Hauser.....	537
1924 Simmons.....	594
1925 Simmons.....	658
1926 Simmons.....	581
1927 Hale.....	501
1928 Miller.....	510
1929 Simmons.....	581
1930 Miller.....	585
1931 Miller.....	534
1932 Simmons.....	670
1933 Cramer.....	661
1934 Cramer.....	649
1935 Cramer.....	644
1936 Finney.....	653
1937 Moses.....	649
1938 Moses.....	589
1939 Johnson.....	544
1940 Siebert.....	595
1941 Chapman.....	552
Johnson.....	552
1942 Siebert.....	612
1943 Siebert.....	558
1944 Hayes.....	581
1945 Hall.....	616
1946 Chapman.....	545
1947 Chapman.....	551
1948 Majeski.....	590
1949 Chapman.....	589
1950 Chapman.....	553
1951 Joost.....	553
1952 Philley.....	586
1953 Philley.....	620
1954 DeMaestri.....	539
1955 Power.....	596
1956 Lopez.....	561
1957 Power.....	467
1958 Lopez.....	564
1959 Williams.....	488
1960 Lumpe.....	574
1961 Howser.....	611
1962 Lumpe.....	641
1963 Charles.....	603
1964 Causey.....	604
1965 Campaneris.....	578
1966 Campaneris.....	573
1967 Campaneris.....	601
1968 Campaneris.....	642
1969 Bando.....	609
1970 Campaneris.....	603
1971 Campaneris.....	569
1972 Campaneris.....	625
1973 Campaneris.....	601
1974 Rudi.....	593
1975 Jackson.....	593
1976 Baylor.....	595
1977 Sanguillen.....	571
1978 Revering.....	521

1979 Newman.....	516
1980 Armas.....	628
1981 Armas.....	440
1982 Murphy.....	543
1983 Henderson.....	513
1984 Lansford.....	597
1985 Griffin.....	614
1986 Canseco.....	600
1987 Canseco.....	630
1988 Canseco.....	610
1989 D. Henderson.....	579
1990 McGwire.....	523
1991 Canseco.....	572
D. Henderson.....	572
1992 Bordick.....	504
1993 Sierra.....	630
1994 Sierra.....	426
1995 Berroa.....	546
1996 Berroa.....	586
1997 Spiezo.....	538
1998 Grieve.....	583
1999 Tejada.....	593
2000 Tejada.....	607
2001 Damon.....	644
2002 Tejada.....	662
2003 Tejada.....	636
2004 Kotsay.....	606
2005 Chavez.....	625
2006 Payton.....	557
2007 Ellis.....	583
2008 Crosby.....	556
2009 Suzuki.....	570
2010 Barton.....	556
2011 Crisp.....	531
2012 Reddick.....	611

Runs

1901 Lajoie.....	145
1902 Fultz.....	109
Hartsel..... 109	
1903 Pickering.....	93
1904 Murphy.....	80
Cross.....	80
1905 Davis.....	92
1906 Hartsel.....	96
1907 Hartsel.....	93
1908 Davis.....	65
1909 Collins.....	104
1910 Baker.....	83
1911 Murphy.....	104
1912 Collins.....	137
1913 Collins.....	125
1914 Collins.....	122
1915 Strunk.....	76
1916 Strunk.....	71
1917 Strunk.....	83
1918 Burns.....	61
1919 Burns.....	63
1920 Dykes.....	81
1921 Johnson.....	93
1922 Walker.....	111
1923 Hauser.....	93
1924 Hauser.....	97
1925 Simmons.....	122
1926 Simmons.....	90
1927 Cobb.....	104
1928 Bishop.....	104

1929 Foxx.....	123
1930 Simmons.....	152
1931 Bishop.....	115
1932 Foxx.....	151
1933 Foxx.....	125
1934 Foxx.....	120
1935 Foxx.....	118
1936 Finney.....	100
1937 Moses.....	113
1938 Johnson.....	114
1939 Johnson.....	115
1940 Johnson.....	93
1941 Johnson.....	98
1942 Johnson.....	78
1943 White.....	69
1944 Hayes.....	62
1945 Siebert.....	62
Hall.....	62
1946 Chapman.....	77
1947 Chapman.....	84
1948 Joost.....	99
1949 Joost.....	128
1950 Chapman.....	93
1951 Joost.....	107
1952 Joost.....	94
1953 Zernial.....	85
1954 Jacobs.....	63
1955 Power.....	91
1956 Lopez.....	91
1957 Zernial.....	56
1958 Cerv.....	93
1959 Tuttle.....	74
1960 Tuttle.....	75
1961 Howser.....	108
1962 Siebern.....	114
1963 Charles.....	82
1964 Colavito.....	89
1965 Campaneris.....	67
1966 Campaneris.....	82
1967 Campaneris.....	85
1968 Campaneris.....	86
1969 Jackson.....	123
1970 Campaneris.....	97
1971 Jackson.....	87
1972 Rudi.....	94
1973 Jackson.....	99
1974 Jackson.....	90
1975 Jackson.....	91
1976 North.....	91
1977 Page.....	85
1978 Page.....	62
1979 Revering.....	63
1980 Henderson.....	111
1981 Henderson.....	89
1982 Henderson.....	119
1983 Henderson.....	105
1984 Henderson.....	113
1985 Davis.....	92
1986 Canseco.....	85
1987 McGwire.....	97
1988 Canseco.....	120
1989 Lansford.....	81
1990 R. Henderson.....	119
1991 Canseco.....	115
1992 McGwire.....	87
1993 R. Henderson.....	77
Sierra.....	77

1994 Javier.....	75
1995 Berroa.....	87
1996 McGwire.....	104
1997 Giambi.....	66
1998 Henderson.....	101
1999 Giambi.....	115
2000 Giambi.....	108
2001 Giambi.....	109
2002 Tejada.....	108
2003 Tejada.....	98
2004 Byrnes.....	91
2005 Chavez.....	92
2006 Swisher.....	106
2007 Ellis.....	84
Swisher.....	84
2008 Cust.....	77
2009 Cust.....	88
2010 Barton.....	79
2011 Crisp.....	69
Willingham.....	69
2012 Reddick.....	85

Hits

1901 Lajoie.....	229
1902 Cross.....	189
1903 Cross.....	162
1904 Cross.....	177
1905 Davis.....	171
1906 Davis.....	161
1907 Davis.....	155
1908 Murphy.....	139
1909 Collins.....	198
1910 Collins.....	188
1911 Baker.....	198
1912 Baker.....	200
1913 Baker.....	190
1914 Baker.....	182
1915 Strunk.....	144
1916 Strunk.....	172
1917 McInnis.....	172
1918 Burns.....	178
1919 Burns.....	139
1920 Walker.....	157
1921 Witt.....	198
1922 Galloway.....	185
1923 Hauser.....	165
1924 Simmons.....	183
1925 Simmons.....	253
1926 Simmons.....	199
1927 Cobb.....	175
1928 Miller.....	168
1929 Simmons.....	212
1930 Simmons.....	211
1931 Simmons.....	200
1932 Simmons.....	216
1933 Foxx.....	204
1934 Cramer.....	202
1935 Cramer.....	214
1936 Moses.....	202
1937 Moses.....	208
1938 Moses.....	181
1939 Johnson.....	184
1940 Siebert.....	170
1941 Chapman.....	178
1942 Siebert.....	159
1943 Siebert.....	140
1944 Estalella.....	151

Athletics Year-By-Year Batting Leaders, continued

1945 Hall	161	2007 Stewart	167	1951 Fain	30	Triples	
1946 Chapman	142	2008 Suzuki	148	Zernial	30	1901 Lajoie	13
1947 McCosky	179	2009 Suzuki	156	1952 Fain	43	1902 Hartsel	12
1948 Majeski	183	2010 Barton	152	1953 Philley	30	1903 Hartsel	14
1949 Chapman	164	2011 Crisp	140	1954 Finigan	25	1904 Murphy	18
1950 Fain	147	2012 Reddick	148	1955 Power	27	1905 Hoffman	10
1951 Joost	160			1956 Lopez	27	1906 Hartsel	9
1952 Fain	176	Doubles		1957 Smith	26	1907 Davis	8
1953 Philley	188	1901 Lajoie	48	1958 Lopez	28	Oldring	8
1954 Finigan	147	1902 Davis	43	1959 Williams	33	1908 Davis	9
1955 Power	190	1903 Seybold	43	1960 Williams	31	1909 Baker	19
1956 Power	164	1904 Murphy	29	Siebern	31	1910 Murphy	18
1957 Power	121	Cross	29	1961 Siebern	36	1911 Oldring	14
1958 Cerv	157	1905 Davis	47	1962 Lumpe	34	1912 Baker	21
1959 Tuttle	139	1906 Davis	40	1963 Causey	32	1913 Collins	13
1960 Lumpe	156	1907 Davis	37	1964 Causey	31	1914 Collins	14
1961 Howser	171	1908 Murphy	28	Colavito	31	1915 Strunk	16
1962 Lumpe	193	1909 Collins	30	1965 Campaneris	23	1916 Witt	15
1963 Lumpe	161	1910 Murphy	28	1966 Campaneris	29	1917 Bodie	11
Charles	161	1911 Baker	42	1967 Campaneris	29	1918 Burns	9
1964 Causey	170	1912 Baker	40	1968 Cater	28	1919 Thomas	10
1965 Campaneris	156	1913 Baker	34	1969 Jackson	36	1920 Walker	7
1966 Campaneris	153	1914 Baker	23	1970 Campaneris	28	1921 Dykes	13
1967 Campaneris	149	Collins	23	1971 Campaneris	29	1922 Miller	12
1968 Campaneris	177	1915 Strunk	28	1972 Rudi	32	1923 Hauser	10
1969 Bando	171	1916 Strunk	30	1973 Bando	32	1924 Simmons	9
1970 Campaneris	168	1917 Bodie	28	1974 Rudi	39	1925 Simmons	12
1971 Jackson	157	1918 Burns	22	1975 Jackson	39	1926 Simmons	10
1972 Rudi	181	Gardner	22	1976 Rudi	32	1927 Simmons	11
1973 Bando	169	1919 Walker	30	1977 Page	28	1928 Cochrane	12
1974 Rudi	174	1920 Dugan	40	1978 Page	25	1929 Miller	16
1975 Washington	182	1921 Dykes	32	1979 Revering	25	1930 Simmons	16
1976 North	163	Walker	32	1980 Henderson	22	1931 Simmons	13
1977 Sanguillen	157	1922 Walker	31	1981 Armas	24	1932 Simmons	9
1978 Page	147	1923 Perkins	34	1982 Henderson	24	Fox	9
1979 Revering	136	1924 Hauser	31	1983 Almon	29	1933 Higgins	11
1980 Henderson	179	Simmons	31	1984 Lansford	31	1934 Cramer	9
1981 Henderson	135	1925 Simmons	43	1985 Davis	34	1935 Fox	7
1982 Henderson	143	1926 Simmons	53	1986 Canseco	29	Warstler	7
1983 Henderson	150	1927 Simmons	36	1987 Canseco	35	1936 Johnson	14
1984 Lansford	179	1928 Miller	34	1988 Henderson	38	1937 Moses	13
1985 Griffin	166	1929 Simmons	41	1989 Lansford	28	1938 Finney	12
1986 Griffin	169	Haas	41	1990 R. Henderson	33	1939 Johnson	9
1987 Canseco	162	1930 Cochrane	42	1991 D. Henderson	33	1940 Moses	9
1988 Canseco	187	1931 Miller	43	1992 Lansford	30	1941 Chapman	9
1989 Lansford	185	1932 McNair	47	1993 Gates	29	Brancato	9
1990 R. Henderson	159	1933 Johnson	44	1994 Javier	23	Suder	9
1991 D. Henderson	158	1934 Higgins	37	1995 Henderson	31	1942 Valo	10
1992 Bordick	151	1935 Cramer	37	1996 Giambi	40	1943 Siebert	7
1993 Gates	155	1936 Moses	35	1997 Giambi	41	1944 Estalella	9
1994 Javier	114	1937 Moses	48	1998 Grieve	41	1945 Peck	9
1995 Berroa	152	1938 Moses	29	1999 Giambi	36	1946 Valo	6
1996 Berroa	170	1939 Johnson	30	2000 Grieve	40	McQuinn	6
1997 Giambi	152	1940 Moses	41	2001 Giambi	47	1947 McCosky	7
1998 Grieve	168	1941 Moses	31	2002 Long	32	1948 Fain	6
1999 Giambi	181	1942 Johnson	35	2003 Tejada	42	Chapman	6
2000 Giambi	170	1943 Siebert	26	2004 Byrnes	39	Coleman	6
2001 Giambi	178	1944 Siebert	27	2005 Chavez	40	1949 Valo	12
Long	178	1945 Kell	30	2006 Payton	32	1950 Dillinger	9
2002 Tejada	204	1946 McQuinn	23	2007 Swisher	36	1951 Valo	8
2003 Tejada	177	1947 Fain	28	2008 Crosby	39	1952 Michaels	5
2004 Kotsay	190	Suder	28	2009 Suzuki	37	1953 Philley	9
2005 Chavez	168	1948 Majeski	41	2010 Barton	33	1954 Finigan	6
2006 Payton	165	1949 Valo	27	2011 Matsui	28	Valo	6
		1950 Fain	25	2012 Reddick	29	1955 Power	10

Athletics Year-By-Year Batting Leaders, continued

1980	Armas	109
1981	Armas	76
1982	Murphy	94
1983	Murphy	75
1984	Kingman	118
1985	Kingman	91
1986	Canseco	117
1987	McGwire	118
1988	Canseco	124
1989	Parker	97
1990	McGwire	108
1991	Canseco	122
1992	McGwire	104
1993	Sierra	101
1994	Sierra	92
1995	McGwire	90
1996	McGwire	113
1997	McGwire	81
	Giambi	81
1998	Giambi	110
1999	Giambi	123
2000	Giambi	137
2001	Giambi	120
2002	Tejada	131
2003	Tejada	106
2004	Durazo	88
2005	Chavez	101
2006	Thomas	114
2007	Cust	82
2008	Cust	77
2009	Suzuki	88
2010	Suzuki	71
	Kouzmanoff	71
2011	Willingham	98
2012	Reddick	85

Slugging Percentage

1901	Lajoie	.635
1902	Seybold	.503
1903	Seybold	.462
1904	Davis	.511
1905	Davis	.422
1906	Davis	.459
1907	Davis	.399
1908	Collins	.379
1909	Collins	.449
1910	Murphy	.436
1911	Baker	.502
1912	Baker	.541
1913	Baker	.492
1914	Collins	.452
1915	Strunk	.427
1916	Strunk	.421
1917	Bodie	.418
1918	Burns	.467
1919	Walker	.450
1920	Dugan	.442
1921	Walker	.504
1922	Miller	.553
1923	Hauser	.473
1924	Hauser	.516
1925	Simmons	.596
1926	Simmons	.566
1927	Simmons	.645
1928	Simmons	.558

1929	Simmons	.642
1930	Simmons	.708
1931	Simmons	.641
1932	Foxx	.749
1933	Foxx	.703
1934	Foxx	.653
1935	Foxx	.636
1936	Johnson	.525
1937	Johnson	.556
1938	Johnson	.552
1939	Johnson	.553
1940	Johnson	.514
1941	Chapman	.543
1942	Johnson	.451
1943	Siebert	.328
1944	Siebert	.423
1945	Estalella	.435
1946	Chapman	.429
1947	Fain	.423
1948	Majeski	.454
1949	Chapman	.455
1950	Lehner	.436
1951	Zernial	.525
1952	Zernial	.452
1953	Zernial	.559
1954	Finigan	.421
1955	Zernial	.508
1956	Simpson	.490
1957	Zernial	.471
1958	Cerv	.592
1959	Cerv	.479
1960	Siebern	.471
1961	Siebern	.475
1962	Siebern	.495
1963	Siebern	.410
1964	Colavito	.507
1965	Harrelson	.429
1966	Campaneris	.369
1967	Monday	.419
1968	Jackson	.452
1969	Jackson	.608
1970	Mincher	.460
1971	Jackson	.508
1972	Epstein	.490
1973	Jackson	.531
1974	Jackson	.514
1975	Jackson	.511
1976	Tenace	.458
1977	Page	.521
1978	Page	.459
1979	Revering	.483
1980	Armas	.500
1981	Armas	.480
1982	Armas	.433
1983	Lopes	.423
1984	Kingman	.505
1985	Davis	.484
1986	Canseco	.457
1987	McGwire	.618
1988	Canseco	.569
1989	McGwire	.467
1990	R. Henderson	.577
1991	Canseco	.556
1992	McGwire	.585
1993	R. Henderson	.553

1994	Berroa	.485
1995	McGwire	.685
1996	McGwire	.730
1997	Giambi	.495
1998	Stairs	.511
1999	Jaha	.556
2000	Giambi	.647
2001	Giambi	.660
2002	Chavez	.513
2003	Chavez	.514
2004	Durazo	.523
2005	Chavez	.466
2006	Thomas	.545
2007	Cust	.504
2008	Cust	.476
2009	Suzuki	.421
2010	Barton	.405
2011	Willingham	.477
2012	Céspedes	.505

Walks

1901	Seybold	40
1902	Hartsel	87
1903	Pickering	53
1904	Hartsel	75
1905	Hartsel	121
1906	Hartsel	88
1907	Hartsel	106
1908	Hartsel	93
1909	Collins	62
1910	Hartsel	58
1911	Collins	62
1912	Collins	101
1913	Collins	85
1914	Collins	97
1915	Shang	66
1916	Strunk	66
1917	Strunk	68
1918	Jamieson	54
1919	Witt	46
1920	Dykes	52
1921	Witt	77
1922	Walker	61
1923	Hauser	94
1924	Hauser	56
1925	Bishop	87
1926	Bishop	116
1927	Bishop	105
1928	Bishop	97
1929	Bishop	128
1930	Bishop	128
1931	Bishop	112
1932	Foxx	116
1933	Bishop	106
	Cochrane	106
1934	Foxx	111
1935	Foxx	114
1936	Johnson	88
1937	Johnson	98
1938	Werber	93
1939	Johnson	99
1940	Johnson	83
1941	Johnson	95
	McCoy	95
1942	Johnson	82

1943	White	61
1944	Siebert	62
1945	Estalella	74
1946	McQuinn	64
1947	Joost	114
1948	Joost	119
1949	Joost	149
1950	Fain	133
1951	Joost	106
1952	Joost	122
1953	Robinson	63
1954	Finigan	64
1955	Finigan	61
1956	Lopez	63
1957	Lopez	41
1958	Tuttle	74
1959	Maris	58
1960	Siebern	72
1961	Howser	92
1962	Siebern	110
1963	Siebern	79
1964	Causey	88
1965	Harrelson	66
1966	Hersberger	47
1967	Gosger	53
1968	Monday	72
1969	Jackson	114
1970	Bando	118
1971	Bando	86
1972	Epstein	68
1973	Tenace	101
1974	Tenace	110
1975	Tenace	106
1976	Tenace	81
1977	Gross	86
1978	Page	53
1979	Murphy	83
1980	Henderson	117
1981	Murphy	73
1982	Henderson	116
1983	Henderson	103
1984	Henderson	88
1985	Murphy	84
1986	Phillips	76
1987	McGwire	71
1988	Canseco	78
1989	McGwire	83
1990	McGwire	110
1991	R. Henderson	98
1992	R. Henderson	95
1993	R. Henderson	85
1994	Henderson	72
1995	McGwire	88
1996	McGwire	116
1997	McGwire	58
1998	Henderson	118
1999	Giambi	105
2000	Giambi	137
2001	Giambi	129
2002	Justice	70
2003	Durazo	100
2004	Chavez	95
2005	Chavez	58
2006	Swisher	97
2007	Cust	105

2008	Cust	111
2009	Cust	93
2010	Barton	110
2011	Matsui	56
	Willingham	56
2012	Reddick	55
Strikeouts		
1913	Murphy	44
	Schang	44
1914	Murphy	46
1915	Walsh	64
1916	Witt	71
1917	Grover	53
1918	Dugan	55
	Kopp	55
1919	Thomas	52
1920	Dykes	73
1921	Dykes	75
1922	Dykes	98
1923	Hauser	52
1924	Simmons	60
1925	Dykes	49
1926	Simmons	49
1927	Hale	32
1928	Hauser	45
1929	Foxx	70
1930	Foxx	66
1931	Foxx	84
1932	Foxx	96
1933	Foxx	93
1934	Foxx	75
1935	Foxx	99
1936	Johnson	71
1937	Peters	59
1938	Chapman	94
1939	Nagel	86
1940	Chapman	96
1941	Johnson	75
1942	Johnson	61
1943	White	51
1944	Estalella	60
1945	Estalella	46
1946	Chapman	66
1947	Joost	110
1948	Joost	87
1949	Joost	80
1950	Chapman	79
1951	Zernial	99
1952	Joost	94
1953	Zernial	79
1954	Finigan	66
1955	Zernial	90
1956	Simpson	82
1957	Zernial	84
1958	DeMaestri	84
1959	Cerv	87
1960	Williams	68
	Siebern	68
1961	Siebern	91
1962	Cimoli	89
1963	Siebern	82
1964	Mathews	143
1965	Harrelson	112
1966	Green	101
1967	Monday	107
1968	Jackson	171

1969	Jackson	142
1970	Jackson	135
1971	Jackson	161
1972	Jackson	125
1973	Jackson	116
1974	Jackson	105
	Tenace	105
1975	Jackson	133
1976	North	95
1977	Gross	84
1978	Page	95
1979	Page	93
1980	Armas	123
1981	Armas	115
1982	Armas	128
1983	Murphy	105
1984	Kingman	119
1985	Murphy	123
1986	Canseco	175
1987	Canseco	157
1988	Canseco	128
1989	D. Henderson	131
1990	Canseco	158
1991	Canseco	152
1992	McGwire	105
1993	D. Henderson	113
1994	Javier	76
1995	Berroa	98
1996	Berroa	122
1997	Canseco	122
1998	Grieve	123
1999	Jaha	129
2000	Grieve	130
2001	Long	103
2002	Chavez	119
2003	Durazo	105
2004	Crosby	141
2005	Chavez	129
2006	Swisher	152
2007	Cust	164
2008	Cust	197
2009	Cust	185
2010	Cust	127
2011	Willingham	150
2012	Reddick	151

Stolen Bases

1901	Fultz	36
1902	Hartsel	47
1903	Pickering	40
1904	Murphy	22
1905	Hoffman	46
1906	Hartsel	31
1907	Oldring	29
1908	Davis	20
1909	Collins	67
1910	Collins	81
1911	Collins	38
	Baker	38
1912	Collins	63
1913	Collins	54
1914	Collins	58
1915	Walsh	22
1916	Walsh	27
1917	McInnis	18
1918	Kopp	22
1919	Kopp	16

1920	Walker	9
1921	Witt	16
1922	Miller	10
	Galloway	10
1923	Mathews	16
1924	Simmons	16
1925	Galloway	16
1926	Simmons	10
1927	Cobb	22
1928	Miller	10
1929	Miller	24
1930	Miller	13
1931	Miller	5
1932	McNair	8
	Dykes	8
1933	Johnson	8
	Cochrane	8
1934	Johnson	12
1935	Warstler	8
1936	Newsome	13
1937	Werber	35
1938	Werber	19
1939	Johnson	15
1940	Hayes	9
1941	Chapman	6
	Johnson	6
1942	Valo	13
1943	Welaj	12
	White	12
1944	Garrison	10
1945	Peck	5
1946	Valo	9
1947	Valo	11
1948	Fain	10
	Valo	10
1949	Valo	14
1950	Valo	12
1951	Valo	11
1952	Valo	12
1953	Philly	13
1954	Jacobs	17
1955	Valo	5
1956	Pilarcik	9
1957	Martin	7
1958	Tuttle	7
1959	Tuttle	10
1960	Snyder	7
1961	Howser	37
1962	Charles	20
1963	Tartabull	16
1964	Charles	12
1965	Campaneris	51
1966	Campaneris	52
1967	Campaneris	55
1968	Campaneris	62
1969	Campaneris	62
1970	Campaneris	42
1971	Campaneris	34
1972	Campaneris	52
1973	North	53
1974	North	53
1975	Washington	40
1976	North	75
1977	Page	42
1978	Dilone	50
1979	Henderson	33
1980	Henderson	100

1981	Henderson	56
1982	Henderson	130
1983	Henderson	108
1984	Henderson	66
1985	Collins	29
1986	Griffin	33
1987	Polonia	29
1988	Canseco	40
1989	R. Henderson	52
1990	R. Henderson	65
1991	R. Henderson	58
1992	R. Henderson	48
1993	R. Henderson	31
1994	Javier	24
1995	Javier	36
1996	Battle	10
1997	McDonald	13
1998	Henderson	66
1999	Phillips	11
	Velarde	11
2000	Velarde	9
2001	Damon	27
2002	Chavez	8
2003	Byrnes	10
	Tejada	10
2004	Byrnes	17
2005	Kendall	8
2006	Kendall	11
2007	Stewart	11
2008	Davis	25
2009	Davis	41
2010	Davis	50
2011	Crisp	49
2012	Crisp	39

Bold denotes tied or led league

ATHLETICS YEAR-BY-YEAR PITCHING LEADERS

Wins	1959 Daley 16	Losses	1953 Byrd 20
1901 Fraser 20	1960 Daley 16	1901 Fraser 15	1954 Portocarrero . . . 18
1902 Waddell 24	1961 Bass 11	1902 Plank 15	1955 Ditmar 12
1903 Plank 23	1962 Rakow 14	1903 Plank 16	1956 Ditmar 22
1904 Plank 26	1963 Wickersham . . . 12	Waddell 16	1957 Garver 13
1905 Waddell 26	Pena 12	1904 Plank 17	1958 Terry 13
1906 Plank 19	1964 Pena 12	Waddell 17	1959 Daley 13
1907 Plank 24	1965 Sheldon 10	Henley 17	Garver 13
1908 Vickers 18	Talbot 10	1905 Plank 12	1960 Daley 16
1909 Plank 19	1966 Krausse 14	Henley 12	1961 Archer 15
1910 Coombs 31	1967 Hunter 13	1906 Waddell 16	1962 Rakow 17
1911 Coombs 28	1968 Odom 16	1907 Plank 16	1963 Pena 20
1912 Plank 26	1969 Odom 15	1908 Vickers 19	1964 Segui 17
1913 Bender 21	Dobson 15	1909 Morgan 11	1965 O'Donoghue . . . 18
1914 Bender 17	1970 Hunter 18	Coombs 11	1966 Hunter 11
Bush 17	1971 Blue 24	1910 Morgan 12	1967 Hunter 17
1915 Wyckoff 10	1972 Hunter 21	1911 Coombs 12	Nash 17
1916 Bush 15	1973 Holtzman 21	1912 Brown 11	Krausse 17
1917 Bush 11	Hunter 21	1913 Brown 11	1968 Dobson 14
1918 Perry 21	1974 Hunter 25	1914 Bush 12	1969 Hunter 15
1919 Johnson 9	1975 Blue 22	1915 Wyckoff 22	1970 Dobson 15
Kinney 9	1976 Blue 18	1916 Bush 24	1971 Odom 12
1920 Perry 11	1977 Blue 14	1917 Bush 17	1972 Holtzman 11
1921 Rommel 16	1978 Johnson 11	1918 Perry 19	1973 Holtzman 13
1922 Rommel 27	1979 Langford 12	1919 Naylor 18	1974 Holtzman 17
1923 Rommel 18	1980 Norris 22	1920 Perry 25	1975 Holtzman 14
1924 Rommel 18	1981 McCatty 14	1921 Rommel 23	1976 Blue 13
1925 Rommel 21	1982 Langford 11	1922 Harris 20	1977 Langford 19
1926 Grove 13	Keough 11	1923 Rommel 19	Blue 19
1927 Grove 20	1983 Codiroli 12	1924 Rommel 15	1978 Keough 15
1928 Grove 24	1984 Burris 13	1925 Walberg 14	1979 Keough 17
1929 Earnshaw 24	1985 Codiroli 14	1926 Grove 13	1980 Kingman 20
1930 Grove 28	1986 Young 13	1927 Grove 13	1981 Langford 10
1931 Grove 31	1987 Stewart 20	1928 Walberg 12	1982 Keough 18
1932 Grove 25	1988 Stewart 21	1929 Walberg 11	1983 Codiroli 12
1933 Grove 24	1989 Stewart 21	1930 Earnshaw 13	1984 McCatty 14
1934 Marcum 14	1990 Welch 27	1931 Walberg 12	1985 Codiroli 14
1935 Marcum 17	1991 Moore 17	1932 Earnshaw 13	1986 Rijo 11
1936 Kelley 15	1992 Moore 17	Mahaffey 13	1987 Stewart 13
1937 Kelley 13	1993 Witt 14	1933 Walberg 13	1988 Stewart 12
1938 Caster 16	1994 Darling 10	1934 Cain 17	1989 Moore 11
1939 Nelson 10	1995 Stottlemlyre . . . 14	1935 Dietrich 13	1990 Moore 15
1940 Babich 14	1996 Wasdin 8	1936 Rhodes 20	1991 Welch 13
1941 Knott 13	1997 Small 9	1937 Kelley 21	1992 Moore 12
1942 Marchildon 17	1998 Rogers 16	1938 Caster 20	1993 Witt 13
1943 Flores 12	1999 Heredia 13	1939 Ross 14	1994 Darling 11
1944 Christopher 14	2000 Hudson 20	1940 Caster 19	1995 Van Poppel 8
1945 Christopher 13	2001 Mulder 21	1941 Marchildon 15	1996 Johns 12
1946 Marchildon 13	2002 Zito 23	1942 Wolf 15	1997 Karsay 12
1947 Marchildon 19	2003 Hudson 16	Harris 15	1998 Candiotti 16
1948 Fowler 15	2004 Mulder 17	1943 Harris 21	1999 Haynes 12
1949 Kellner 20	2005 Haren 14	1944 Newsom 15	2000 Appier 11
1950 Hooper 15	Zito 14	1945 Newsom 20	Heredia 11
1951 Shantz 18	2006 Blanton 16	1946 Marchildon 16	2001 Hudson 9
1952 Shantz 24	Zito 16	Knerr 16	2002 Lidle 10
1953 Kellner 11	2007 Haren 15	Fowler 16	2003 Zito 12
Byrd 11	2008 Duchscherer . . . 10	1947 Flores 13	2004 Redman 12
1954 Portocarrero 9	2009 Anderson 11	1948 Marchildon 15	2005 Zito 13
1955 Ditmar 12	2010 Cahill 18	1949 Coleman 14	2006 Haren 13
1956 Ditmar 12	2011 Gonzalez 16	1950 Kellner 20	2007 Gaudin 13
1957 Trucks 9	2012 Milone 13	1951 Kellner 14	2008 Smith 16
Morgan 9	Parker 13	1952 Byrd 15	2009 Cahill 13
1958 Garver 12		Hooper 15	2010 Braden 14

2011 Cahill 14
2012 Ross 11

ERA

1901 Plank 3.31
1902 Waddell 2.05
1903 Plank 2.38
1904 Waddell 1.62
1905 Waddell 1.48
1906 Waddell 2.21
1907 Bender 2.05
1908 Coombs 2.00
1909 Krause 1.39
1910 Coombs 1.30
1911 Plank 2.10
1912 Plank 2.21
1913 Bender 2.21
1914 Bender 2.26
1915 Wyckoff 3.52
1916 Bush 2.57
1917 Bush 2.47
1918 Perry 1.98
1919 Naylor 3.34
1920 Rommel 2.84
1921 Rommel 3.95
1922 Rommel 3.28
1923 Rommel 3.27
1924 Baumgartner 2.88
1925 Gray 3.39
1926 Grove 2.51
1927 Quinn 3.18
1928 Grove 2.57
1929 Grove 2.82
1930 Grove 2.54
1931 Grove 2.05
1932 Grove 2.84
1933 Grove 3.21
1934 Cain 4.40
1935 Marcum 4.07
1936 Kelley 3.87
1937 Smith 3.93
1938 Caster 4.36
1939 Nelson 4.77
1940 Babich 3.73
1941 Marchildon 3.57
1942 Wolff 3.32
1943 Flores 3.12
1944 Newsom 2.82
1945 Christopher 3.17
1946 Flores 2.32
1947 Fowler 2.81
1948 Fowler 3.78
1949 Fowler 3.74
1950 Brissie 4.02
1951 Shantz 3.95
1952 Shantz 2.48
1953 Fricano 3.88
1954 Portocarrero 4.06
1955 Kellner 4.20
1956 Gorman 3.84
1957 Trucks 3.03
1958 Herbert 3.50
1959 Daley 3.17
1960 Herbert 3.27
1961 Archer 3.20
1962 Rakow 4.25
1963 Drabowsky 3.05

1964 Pena 4.44
1965 O'Donoghue 4.14
1966 Krausse 2.98
1967 Hunter 2.80
1968 Nash 2.28
1969 Odum 2.92
1970 Segui 2.56
1971 Blue 1.82
1972 Hunter 2.04
1973 Holtzman 2.97
1974 Hunter 2.49
1975 Blue 3.01
1976 Blue 2.35
1977 Blue 3.83
1978 Keough 3.24
1979 McCatty 4.22
1980 Norris 2.53
1981 McCatty 2.32
1982 McCatty 3.99
1983 Krueger 3.61
1984 Burris 3.15
1985 Sutton 3.89
1986 Haas 2.74
1987 Stewart 3.68
1988 Stewart 3.23
1989 Moore 2.61
1990 Stewart 2.56
1991 Moore 2.96
1992 Welch 3.27
1993 Witt 4.29
1994 Ontiveros 2.65
1995 Ontiveros 4.37
1996 Prieto 4.15
1997 Haynes 4.42
1998 Rogers 3.17
1999 Hudson 3.23
2000 Heredia 4.12
2001 Hudson 3.37
2002 Zito 2.75
2003 Hudson 2.70
2004 Hudson 3.53
2005 Blanton 3.53
2006 Zito 3.83
2007 Haren 3.07
2008 Smith 4.16
2009 Anderson 4.06
2010 Cahill 2.97
2011 Gonzalez 3.12
2012 Parker 3.47

Games

1901 Fraser 40
1902 Plank 36
1903 Plank 43
1904 Waddell 46
1905 Waddell 46
1906 Waddell 43
1907 Waddell 44
1908 Vickers 53
1909 Plank 34
Bender 34
1910 Coombs 45
1911 Coombs 47
1912 Coombs 40
1913 Bender 48
1914 Bush 38
Shawkey 38

1915 Wyckoff 43
1916 Myers 44
1917 Myers 38
1918 Perry 44
1919 Kinney 43
1920 Perry 42
Naylor 42
1921 Rommel 46
1922 Rommel 51
1923 Rommel 56
1924 Rommel 43
1925 Walberg 53
1926 Pate 47
1927 Grove 51
1928 Rommel 43
1929 Earnshaw 44
1930 Grove 50
1931 Walberg 44
1932 Grove 44
1933 Grove 45
1934 Cascarella 42
1935 Dietrich 43
1936 Kelley 35
Rhodes 35
1937 Kelley 41
1938 Smith 43
1939 Dean 54
1940 Heusser 41
1941 Ferrick 36
1942 Marchildon 38
1943 Wolff 41
1944 Berry 53
1945 Berry 52
1946 Savage 40
1947 Christopher 44
Savage 44
1948 Harris 45
1949 Kellner 38
Scheib 38
1950 Brissie 46
1951 Scheib 46
1952 Hooper 43
1953 Martin 58
1954 Burtshy 38
1955 Gorman 57
1956 Crimian 54
1957 Trucks 48
1958 Gorman 50
1959 Grim 40
1960 Kutyna 51
1961 Kunkel 58
1962 Wyatt 59
1963 Wyatt 63
1964 Wyatt 81
1965 Dickson 68
1966 Aker 66
1967 Aker 57
1968 Aker 54
1969 Lindblad 60
Fingers 60
1970 Grant 72
1971 Fingers 48
1972 Fingers 65
1973 Fingers 62
1974 Fingers 76
1975 Fingers 75
1976 Fingers 70

1977 Lacey 64
1978 Lacey 74
1979 Heaverlo 62
1980 Lacey 47
1981 Jones 33
1982 Underwood 56
1983 Underwood 51
1984 Caudill 68
1985 Howell 63
1986 Ontiveros 46
1987 Eckersley 54
Nelson 54
1988 Eckersley 60
1989 Honeycutt 64
1990 Eckersley 63
1991 Eckersley 67
1992 Eckersley 69
1993 Eckersley 64
1994 Eckersley 45
1995 Eckersley 52
1996 Groom 72
Mohler 72
1997 Groom 78
1998 Groom 75
1999 Groom 76
2000 Tam 72
2001 Tam 70
2002 Koch 84
2003 Bradford 72
Foulke 72
2004 Bradford 68
2005 Rincon 67
Street 67
2006 Calero 70
2007 Embree 68
2008 Embree 70
2009 Wuertz 74
2010 Breslow 75
2011 Breslow 67
Fuentes 67
2012 Balfour 75

Games Started

1901 Fraser 37
1902 Plank 32
1903 Plank 40
1904 Waddell 46
1905 Plank 41
1906 Waddell 34
1907 Plank 40
1908 Vickers 33
1909 Plank 33
1910 Coombs 38
1911 Coombs 40
1912 Coombs 32
1913 Brown 35
1914 Shawkey 31
1915 Wyckoff 34
1916 Myers 35
1917 Bush 31
1918 Perry 36
1919 Johnson 25
1920 Naylor 36
1921 Rommel 32
1922 Rommel 33
1923 Hasty 36
1924 Rommel 34

Athletics Year-By-Year Pitching Leaders, continued

1925 Harriss	33	1983 Codiroli	31	1925 Harriss	15	1986 Andujar	7
1926 Grove	33	1984 McCatty	30	1926 Grove	20	1987 Stewart	8
1927 Walberg	34	1985 Codiroli	37	1927 Walberg	15	1988 Stewart	14
1928 Grove	31	1986 Young	27	1928 Grove	24	1989 Stewart	8
1929 Grove	37	1987 Stewart	37	1929 Grove	21	1990 Stewart	11
1930 Earnshaw	39	1988 Stewart	37	1930 Grove	22	1991 Welch	7
1931 Walberg	35	1989 Stewart	36	1931 Grove	27	1992 Darling	4
1932 Walberg	34	1990 Stewart	36	1932 Grove	27	1993 Witt	5
1933 Cain	32	1991 Stewart	35	1933 Grove	21	1994 Witt	5
1934 Cain	32	Welch	35	1934 Marcum	17	1995 Ontiveros	2
1935 Marcum	27	1992 Moore	36	1935 Marcum	19	Stottlemyre	2
1936 Rhodes	28	1993 Witt	33	1936 Kelley	20	1996 Prieto	2
1937 Caster	33	1994 Darling	25	1937 Caster	19	1997 Oquist	1
1938 Caster	40	1995 Stottlemyre	31	1938 Caster	20	Wengert	1
1939 Ross	28	1996 Wengert	25	1939 Nelson	12	1998 Rogers	7
1940 Babich	30	1997 Karsay	24	1940 Babich	16	1999 Rogers	3
1941 Marchildon	27	1998 Rogers	34	1941 Marchildon	14	2000 Heredia	2
1942 Marchildon	31	1999 Heredia	33	1942 Marchildon	18	Hudson	2
1943 Flores	27	2000 Heredia	32	1943 Harris	15	2001 Mulder	6
Harris	27	Hudson	32	1944 Newsom	18	2002 Hudson	4
1944 Newsom	33	2001 Hudson	35	1945 Christopher	17	2003 Mulder	9
1945 Newsom	34	Zito	35	1946 Marchildon	16	2004 Mulder	5
1946 Marchildon	29	2002 Zito	35	1947 Marchildon	21	2005 Haren	3
1947 Marchildon	35	2003 Zito	35	1948 Fowler	16	2006 Haren	2
1948 Marchildon	30	2004 Zito	34	1949 Kellner	19	Loaiza	2
1949 Coleman	30	2005 Zito	35	1950 Kellner	15	2007 Blanton	3
1950 Brissie	31	2006 Haren	34	Brissie	15	2008 Smith	2
1951 Kellner	29	Zito	34	1951 Shantz	13	2009 Anderson	1
1952 Shantz	33	2007 Blanton	34	1952 Shantz	27	Tomko	1
Kellner	33	Gaudin	34	1953 Kellner	14	2010 Braden	5
1953 Byrd	37	Haren	34	1954 Portocarrero	16	2011 McCarthy	5
1954 Portocarrero	33	2008 Smith	32	1955 Ditmar	7	2012 Milone	1
1955 Kellner	24	2009 Cahill	32	1956 Ditmar	14		
1956 Ditmar	34	2010 Gonzalez	33	1957 Garver	6	Saves	
1957 Garver	23	2011 Cahill	34	1958 Garver	10	1969 Fingers	12
1958 Terry	33	2012 Milone	31	1959 Daley	12	1970 Grant	24
1959 Garver	30			1960 Herbert	14	1971 Fingers	17
1960 Daley	35	Complete Games		1961 Archer	9	1972 Fingers	21
1961 Archer	27	1901 Fraser	35	1962 Rakow	11	1973 Fingers	22
1962 Rakow	35	1902 Plank	31	1963 Drabowsky	9	1974 Fingers	18
1963 Wickersham	33	1903 Waddell	34	Pena	9	1975 Fingers	24
1964 Segui	35	1904 Waddell	39	1964 Pena	5	1976 Fingers	20
1965 Talbot	33	1905 Plank	35	1965 Segui	5	1977 Bair	7
1966 Hunter	25	1906 Bender	24	1966 Nash	5	Lacey	7
1967 Hunter	35	1907 Plank	33	1967 Hunter	13	1978 Sosa	14
1968 Dobson	34	1908 Vickers	21	1968 Nash	12	1979 Heaverlo	9
Hunter	34	Plank	21	1969 Dobson	11	1980 Lacey	6
1969 Dobson	35	1909 Plank	24	1970 Dobson	13	1981 Beard	3
Hunter	35	Bender	24	1971 Blue	24	Jones	3
1970 Hunter	40	1910 Coombs	35	1972 Holtzman	16	1982 Beard	11
Dobson	40	1911 Coombs	26	Hunter	16	1983 Beard	10
1971 Blue	39	1912 Plank	24	1973 Holtzman	16	1984 Caudill	36
1972 Hunter	37	1913 Plank	18	1974 Hunter	23	1985 Howell	29
1973 Holtzman	40	1914 Shawkey	18	1975 Holtzman	13	1986 Howell	16
1974 Hunter	41	1915 Wyckoff	20	Blue	13	1987 Eckersley	16
1975 Holtzman	38	1916 Myers	31	1976 Blue	20	Howell	16
Blue	38	1917 Bush	17	1977 Blue	16	1988 Eckersley	45
1976 Torrez	39	1918 Perry	30	1978 Johnson	7	1989 Eckersley	33
1977 Blue	38	1919 Naylor	17	1979 Langford	14	1990 Eckersley	48
1978 Keough	32	1920 Perry	20	1980 Langford	28	1991 Eckersley	43
1979 Langford	29	Naylor	20	1981 Langford	18	1992 Eckersley	51
1980 Langford	33	1921 Rommel	20	1982 Langford	15	1993 Eckersley	36
Norris	33	1922 Rommel	22	1983 Codiroli	7	1994 Eckersley	19
1981 Langford	24	1923 Rommel	19	1984 Burris	5	1995 Eckersley	29
1982 Keough	34	1924 Rommel	21	1985 Codiroli	4	1996 Taylor	17

1997 Taylor.....	23
1998 Taylor.....	33
1999 Taylor.....	26
2000 Isringhausen ...	33
2001 Isringhausen ...	34
2002 Kouch.....	44
2003 Foulke.....	43
2004 Dotel.....	22
2005 Street.....	23
2006 Street.....	37
2007 Embree.....	17
2008 Street.....	18
2009 Bailey.....	26
2010 Bailey.....	25
2011 Bailey.....	24
2012 Balfour.....	24

Innings Pitched

1901 Fraser.....	331
1902 Plank.....	300
1903 Plank.....	336
1904 Waddell.....	383
1905 Plank.....	347
1906 Waddell.....	273
1907 Plank.....	344
1908 Vickers.....	300
1909 Plank.....	275
1910 Coombs.....	353
1911 Coombs.....	337
1912 Coombs.....	262
1913 Bender.....	237
1914 Shawkey.....	237
1915 Wyckoff.....	276
1916 Myers.....	315
1917 Bush.....	233
1918 Perry.....	332
1919 Naylor.....	205
1920 Perry.....	264
1921 Rommel.....	285
1922 Rommel.....	294
1923 Rommel.....	298
1924 Rommel.....	278
1925 Rommel.....	261
1926 Grove.....	258
1927 Grove.....	262
1928 Grove.....	262
1929 Grove.....	275
1930 Earnshaw.....	296
1931 Walberg.....	291
1932 Grove.....	292
1933 Grove.....	275
1934 Marcum.....	232
1935 Marcum.....	243
1936 Kelley.....	235
1937 Caster.....	232
1938 Caster.....	281
1939 Nelson.....	198
1940 Babich.....	229
1941 Marchildon.....	204
1942 Marchildon.....	244
1943 Flores.....	231
1944 Newsom.....	265
1945 Newsom.....	257
1946 Marchildon.....	227
1947 Marchildon.....	277
1948 Marchildon.....	226
1949 Kellner.....	245

1950 Brissie.....	246
1951 Kellner.....	210
1952 Shantz.....	280
1953 Byrd.....	237
1954 Portocarrero.....	248
1955 Ditmar.....	175
1956 Ditmar.....	254
1957 Garver.....	145
1958 Terry.....	217
1959 Daley.....	216
1960 Herbert.....	253
1961 Archer.....	205
1962 Rakow.....	235
1963 Wickersham.....	238
1964 Pena.....	219
1965 Talbot.....	198
1966 Krausse.....	178
1967 Hunter.....	260
1968 Hunter.....	234
1969 Hunter.....	247
1970 Dobson.....	267
1971 Blue.....	213
1972 Hunter.....	295
1973 Holtzman.....	297
1974 Hunter.....	318
1975 Blue.....	278
1976 Blue.....	298
1977 Blue.....	279.2
1978 Keough.....	197.1
1979 Langford.....	219.0
1980 Langford.....	290.0
1981 Langford.....	195.1
1982 Langford.....	237.1
1983 Codiroli.....	205.2
1984 Burris.....	211.2
1985 Codiroli.....	226.0
1986 Young.....	198.0
1987 Stewart.....	261.1
1988 Stewart.....	275.2
1989 Stewart.....	257.2
1990 Stewart.....	267.0
1991 Stewart.....	226.0
1992 Moore.....	223.0
1993 Witt.....	220.0
1994 Darling.....	160.0
1995 Stottlemire.....	209.2
1996 Wengert.....	161.1
1997 Wengert.....	134.0
1998 Rogers.....	238.2
1999 Heredia.....	200.1
2000 Hudson.....	202.1
2001 Hudson.....	235.0
2002 Hudson.....	238.1
2003 Hudson.....	240.0
2004 Mulder.....	225.2
2005 Zito.....	228.1
2006 Haren.....	223.0
2007 Blanton.....	230.0
2008 Smith.....	190.1
2009 Cahill.....	178.2
2010 Gonzalez.....	200.2
2011 Cahill.....	207.2
2012 Milone.....	190.0

Strikeouts

1901 Fraser.....	110
1902 Waddell.....	210

1903 Waddell.....	302
1904 Waddell.....	349
1905 Waddell.....	287
1906 Waddell.....	196
1907 Waddell.....	232
1908 Dygert.....	164
1909 Bender.....	161
1910 Coombs.....	224
1911 Coombs.....	185
1912 Coombs.....	120
1913 Plank.....	151
1914 Plank.....	110
1915 Wyckoff.....	157
1916 Myers.....	182
1917 Bush.....	121
1918 Perry.....	81
1919 Kinney.....	97
1920 Naylor.....	90
1921 Harriss.....	92
1922 Harriss.....	102
1923 Harriss.....	89
1924 Rommel.....	72
1925 Grove.....	116
1926 Grove.....	194
1927 Grove.....	174
1928 Grove.....	183
1929 Grove.....	170
1930 Grove.....	209
1931 Grove.....	175
1932 Grove.....	188
1933 Grove.....	114
1934 Marcum.....	92
1935 Marcum.....	99
1936 Kelley.....	82
1937 Caster.....	100
1938 Caster.....	112
1939 Nelson.....	75
1940 Babich.....	94
1941 Marchildon.....	74
1942 Marchildon.....	110
1943 Flores.....	113
1944 Newsom.....	142
1945 Newsom.....	127
1946 Marchildon.....	95
1947 Marchildon.....	128
1948 Brissie.....	127
1949 Brissie.....	118
1950 Brissie.....	101
1951 Kellner.....	94
1952 Shantz.....	152
1953 Byrd.....	122
1954 Portocarrero.....	132
1955 Ditmar.....	79
1956 Ditmar.....	126
1957 Terry.....	80
1958 Terry.....	134
1959 Daley.....	125
1960 Daley.....	126
1961 Archer.....	110
1962 Rakow.....	159
1963 Pena.....	128
1964 Pena.....	184
1965 Segui.....	119
1966 Hunter.....	103
1967 Hunter.....	196
1968 Hunter.....	172

1969 Odom.....	150
Hunter.....	150
1970 Hunter.....	178
1971 Blue.....	301
1972 Hunter.....	191
1973 Blue.....	158
1974 Blue.....	174
1975 Blue.....	189
1976 Blue.....	166
1977 Blue.....	157
1978 Keough.....	108
1979 Langford.....	101
1980 Norris.....	180
1981 McCatty.....	91
1982 Norris.....	83
1983 Conroy.....	112
1984 Burris.....	93
1985 Codiroli.....	111
1986 Rijo.....	176
1987 Stewart.....	205
1988 Stewart.....	192
1989 Moore.....	172
1990 Stewart.....	166
1991 Moore.....	153
1992 Stewart.....	130
1993 Witt.....	131
1994 Witt.....	131
1995 Stottlemire.....	205
1996 Reyes.....	78
1997 Karsay.....	92
1998 Rogers.....	138
1999 Hudson.....	132
2000 Hudson.....	169
2001 Zito.....	205
2002 Zito.....	182
2003 Hudson.....	162
2004 Harden.....	167
2005 Zito.....	171
2006 Haren.....	176
2007 Haren.....	192
2008 Eveland.....	118
2009 Anderson.....	150
2010 Gonzalez.....	171
2011 Gonzalez.....	197
2012 Parker.....	140

Walks

1901 Fraser.....	132
1902 Husting.....	91
1903 Waddell.....	85
1904 Waddell.....	91
1905 Waddell.....	90
Bender.....	90
1906 Waddell.....	90
1907 Plank.....	85
Dygert.....	85
1908 Dygert.....	97
1909 Coombs.....	73
1910 Morgan.....	117
1911 Coombs.....	119
1912 Coombs.....	94
1913 Houck.....	122
1914 Wyckoff.....	103
1915 Wyckoff.....	165
1916 Myers.....	168
1917 Bush.....	111
1918 Perry.....	111

Athletics Year-By-Year Pitching Leaders, continued

1919 Kinney 91	1944 Newsom 82	1968 Odom 98	1992 Moore 103
1920 Naylor 86	1945 Newsom 103	1969 Odom 112	1993 Witt 91
1921 Moore 122	1946 Marchildon ... 114	1970 Odom 100	1994 Van Poppel... 89
1922 Harriss 94	1947 Marchildon... 141	1971 Blue 88	1995 Stottlemire ... 80
1923 Rommel 108	1948 Marchildon ... 131	1972 Odom 87	1996 Johns 69
1924 Rommel 94	1949 Kellner 129	1973 Blue 105	1997 Prieto 70
1925 Grove 131	1950 Brissie 117	1974 Blue 98	1998 Haynes 88
1926 Grove 101	1951 Kellner 93	1975 Holtzman 108	1999 Haynes 80
1927 Walberg 91	1952 Byrd 98	1976 Torrez 87	2000 Appier 102
1928 Earnshaw 100	1953 Byrd 115	1977 Blue 86	2001 Zito 80
1929 Earnshaw... 125	1954 Portocarrero ... 114	1978 Keough 85	2002 Zito 78
1930 Earnshaw 139	1955 Ditmar 86	1979 Norris 94	2003 Zito 88
1931 Walberg 109	1956 Ditmar 108	1980 McCatty 99	2004 Mulder 83
1932 Walberg 103	1957 Trucks 62	1981 Norris 63	2005 Zito 89
1933 Cain 137	1958 Garver 66	1982 Keough 101	2006 Zito 99
1934 Cain 128	1959 Daley 62	1983 Conroy 98	2007 Gaudin 100
1935 Dietrich 101	Herbert 62	1984 Burris 90	2008 Smith 87
1936 Rhodes 102	1960 Daley 96	1985 Birtsas 91	2009 Cahill 72
1937 Caster 107	1961 Walker 96	1986 Rijo 108	2010 Gonzalez 92
1938 Caster 117	1962 Pfister 106	1987 Stewart 105	2011 Gonzalez 91
1939 Ross 95	1963 Wickersham... 79	1988 Stewart 110	2012 Parker 63
1940 Babich 80	1964 Segui 94	1989 Moore 83	
1941 Marchildon ... 118	1965 Talbot 86	1990 Moore 84	Bold denotes tied or led league
1942 Marchildon... 140	1966 Hunter 64	1991 Moore 105	
1943 Black 110	1967 Nash 87	Stewart 105	

ATHLETICS TOP HITTING STREAKS

FRANCHISE

OAKLAND

G	Player	Year
29	Bill Lamar	1925
28	Bing Miller	1929
27	Socks Seybold	1901
	Al Simmons	1931
26	Bob Johnson	1938
25	Jason Giambi	1997
24	Ferris Fain	1952
	Carney Lansford	1984
	Miguel Tejada	2002
23	Jimmy Dykes	1925-26
	Al Simmons	1925
22	Tilly Walker	1919
	Al Simmons	1925
	Jimmie Foxx	1929
	Doc Cramer	1932
	Doc Cramer	1934
	Hector Lopez	1957
	Vic Power	1958
	Eric Byrnes	2003
21	Bob Johnson	1935
	Ty Cobb	1927
20	Tillie Walker	1921
	Mule Haas	1929
	Al Simmons	1929
	Doc Cramer	1932-33
	Wally Moses	1938
	Benny McCoy	1941
	Hank Majeski	1948-49
	Dave Philley	1953
	Hal Smith	1958
	Jerry Lumpe	1962

G	Player	Year
25	Jason Giambi	1997
24	Miguel Tejada	2002
	Carney Lansford	1984
22	Eric Byrnes	2003
19	Jason Giambi	1996
	Carney Lansford	1989
	Carney Lansford	1983
18	Jason Giambi	1999
	Scott Spiezio	1998
	Mark McGwire	1995
17	Mark Ellis	2010-11
	Terrence Long	2000
	Jason Giambi	1998
	Brent Gates	1995
	Geronimo Berroa	1995
	Stan Javier	1994
	Carney Lansford	1988
	Luis Polonia	1987
	Donnie Hill	1985
	Mike Edwards	1978
	Joe Rudi	1972
	Bert Campaneris	1972
16	Mark Kotsay	2006
	Jermaine Dye	2001
	Jason Giambi	1998
	Gene Tenace	1975
	Danny Cater	1969

G	Player	Year
15	Hideki Matsui	2011
	Cliff Pennington	2011
	Kevin Kouzmanoff	2010
	Dan Johnson	2007
	Shannon Stewart	2007
	Mark Kotsay	2004
	Miguel Tejada	2002
	Eric Chavez	2000
	Craig Paquette	1995
	Terry Steinbach	1989
	Mitchell Page	1979
	Rico Carty	1978
	Reggie Jackson	1974
	Bert Campaneris	1974
	Billy North	1973
	Reggie Jackson	1972-73
	Bert Campaneris	1971
	Bert Campaneris	1968

ATHLETICS HOME RUN HISTORY

20 OR MORE HOME RUNS IN A SEASON

NO.	PLAYER	YEAR	NO.	PLAYER	YEAR	NO.	PLAYER	YEAR
58	Jimmie Foxx	1932	30	Jimmie Foxx	1931		Sam Chapman	1950
52	Mark McGwire	1996		Bob Johnson	1938		Ken Harrelson	1965
49	Mark McGwire	1987		Gus Zernial	1955		Reggie Jackson	1970
48	Jimmie Foxx	1933		Dave Kingman	1985		Billy Williams	1975
47	Reggie Jackson	1969		Miguel Tejada	2000		Ruben Sierra	1994
44	Jimmie Foxx	1934	29	Gus Zernial	1952		Jose Canseco	1997
	Jose Canseco	1991		Reggie Jackson	1968		Jermaine Dye	2004
43	Jason Giambi	2000		Sal Bando	1973		Yoenis Céspedes	2012
42	Gus Zernial	1953		Reggie Jackson	1974	22	Al Simmons	1931
	Jose Canseco	1988		Gene Tenace	1975		Bob Johnson	1941
	Mark McGwire	1992		Eric Chavez	2003		Eddie Robinson	1953
39	Mark McGwire	1990		Eric Chavez	2004		Bert Campaneris	1970
	Mark McGwire	1995		Josh Willingham	2011		Sal Bando	1974
	Frank Thomas	2006	28	Bob Johnson	1935		Joe Rudi	1974
38	Bob Cerv	1958		Jim Gentile	1964		Gene Tenace	1976
	Matt Stairs	1999		Tony Armas	1982		Wayne Gross	1977
	Jason Giambi	2001		Rickey Henderson	1990		Jeff Newman	1979
37	Tilly Walker	1922		Ben Grieve	1999		Tony Armas	1981
	Jimmie Foxx	1930	27	Joe Hauser	1924		Mike Davis	1987
	Jose Canseco	1990		Gus Zernial	1957		Dave Parker	1989
36	Al Simmons	1930		Don Mincher	1970		Mark McGwire	1991
	Jimmie Foxx	1935		Sal Bando	1976		Jose Canseco	1992
	Reggie Jackson	1975		Dwayne Murphy	1982		Ruben Sierra	1993
	Geronimo Berroa	1996		Matt Stairs	1997		Geronimo Berroa	1995
35	Al Simmons	1932		Jason Giambi	1998		Scott Brosius	1996
	Tony Armas	1980		Ben Grieve	2000		Bobby Crosby	2004
	Dave Kingman	1984		Miguel Tejada	2003		Erubiel Durazo	2004
	Dave Kingman	1986		Eric Chavez	2005		Eric Chavez	2006
	Terry Steinbach	1996	26	Mike Epstein	1972		Nick Swisher	2007
	John Jaha	1999		Gene Tenace	1974	21	Bing Miller	1922
	Nick Swisher	2006		Matt Stairs	1998		Bob Johnson	1933
34	Al Simmons	1929		Eric Chavez	2000		Harry Simpson	1956
	Bob Johnson	1934		Jack Cust	2007		Joe Rudi	1975
	Rocky Colavito	1964	25	Bob Johnson	1936		Mitchell Page	1977
	Mark McGwire	1997		Bob Johnson	1937		Miguel Tejada	1999
	Eric Chavez	2002		Wally Moses	1937		Matt Stairs	2000
	Miguel Tejada	2002		Sam Chapman	1941		Erubiel Durazo	2003
33	Jimmie Foxx	1929		Norm Siebern	1962		Ramon Hernandez	2003
	Gus Zernial	1951		Reggie Jackson	1972		Nick Swisher	2005
	Dwayne Murphy	1984		Dave Henderson	1991		Brandon Moss	2012
	Jose Canseco	1986		Jack Cust	2009	20	Frankie Hayes	1939
	Mark McGwire	1989	24	Al Simmons	1925		Sam Chapman	1946
	Jason Giambi	1999		Sam Chapman	1949		Eddie Joost	1952
	Jack Cust	2008		Sal Bando	1971		Woodie Held	1957
32	Reggie Jackson	1971		Gene Tenace	1973		Bob Cerv	1959
	Reggie Jackson	1973		Mike Davis	1985		Sal Bando	1970
	Mark McGwire	1988		Dave Henderson	1988		Dwayne Murphy	1985
	Eric Chavez	2001		Jermaine Dye	2002		Dave Henderson	1990
	Josh Reddick	2012	23	Tilly Walker	1921		Harold Baines	1991
31	Bob Johnson	1940		Mickey Cochrane	1932		Dave Henderson	1993
	Sal Bando	1969		Mike Higgins	1935		Jason Giambi	1996
	Jose Canseco	1987		Bob Johnson	1939		Jason Giambi	1997
	Miguel Tejada	2001		Sam Chapman	1940		Eric Byrnes	2004
				Eddie Joost	1949			

Athletics Home Run History, continued

HOME RUN LEADERS BY POSITION

Franchise – Career

P	John Odom (1964-75)	12
C	Terry Steinbach (1986-96)	116
1B	Mark McGwire (1986-97)	349
2B	Mark Ellis (2002-11)	84
3B	Eric Chavez (1998-10)	223
SS	Miguel Tejada (1997-03)	156
LF	Bob Johnson (1933-42)	201
CF	Dwayne Murphy (1978-87)	152
RF	Reggie Jackson (1967-75; 87)	225
DH	Dave Kingman (1984-86)	98

Franchise – Season

P	John Odom (1969)	5
C	Terry Steinbach (1996)	34
1B	Jimmie Foxx (1932)	51
2B	Mark Ellis (2007)	19
3B	Eric Chavez (2001)	32
SS	Miguel Tejada (2002)	34
LF	Gus Zernial (1953)	41
CF	Dwayne Murphy (1984)	33
RF	Reggie Jackson (1969)	45
DH	Frank Thomas (2006)	39

GRAND SLAM LEADERS

Franchise – Career

1.	Jimmie Foxx (1925-35)	9
	Sam Chapman (1938-41, 45-51)	9
	Gus Zernial (1951-57)	9
	Mark McGwire (1986-97)	9
5.	Bob Johnson (1933-42)	8
	Terry Steinbach (1986-96)	8
	Jason Giambi (1995-01)	8
8.	Sal Bando (1966-76)	7
	Matt Stairs (1996-00)	7
	Miguel Tejada (1997-03)	7

Franchise – Season

1.	Jason Giambi (2000)	4
2.	Jimmie Foxx (1932)	3
	Jimmie Foxx (1934)	3
	Bob Johnson (1938)	3
	Gus Zernial (1952)	3
	Gene Tenace (1974)	3
	Dave Kingman (1984)	3
	Ben Grieve (2000)	3
	Miguel Tejada (2001)	3

Oakland – Career

P	John Odom (1968-75)	12
C	Terry Steinbach (1986-96)	116
1B	Mark McGwire (1986-97)	349
2B	Mark Ellis (2002-11)	84
3B	Eric Chavez (1998-10)	223
SS	Miguel Tejada (1997-03)	156
LF	Rickey Henderson (1979-84; 89-95; 98)	156
CF	Dwayne Murphy (1978-87)	152
RF	Reggie Jackson (1968-75; 87)	225
DH	Dave Kingman (1984-86)	98

Oakland – Season

P	John Odom (1969)	5
C	Terry Steinbach (1996)	34
1B	Mark McGwire (1987)	48
2B	Mark Ellis (2007)	19
3B	Eric Chavez (2001)	32
SS	Miguel Tejada (2002)	34
LF	Ben Grieve (1999)	28
CF	Dwayne Murphy (1984)	33
RF	Reggie Jackson (1969)	45
DH	Frank Thomas (2006)	39

Oakland – Career

1.	Mark McGwire (1986-97)	9
2.	Terry Steinbach (1986-96)	8
	Jason Giambi (1995-01; 09)	8
4.	Sal Bando (1968-76)	7
	Matt Stairs (1996-00)	7
	Miguel Tejada (1997-03)	7
7.	Gene Tenace (1969-76)	6
8.	Joe Rudi (1968-76; 82)	5
	Dave Kingman (1984-86)	5
	Eric Chavez (1998-10)	5

Oakland – Season

1.	Jason Giambi (2000)	4
2.	Gene Tenace (1974)	3
	Dave Kingman (1984)	3
	Ben Grieve (2000)	3
	Miguel Tejada (2001)	3
6.	25 times	2

OAKLAND A'S MILESTONE HITS

1	John Donaldson, April 10, 1968 at Baltimore
10000	Phil Garner, June 27, 1975 at California
20000	Dwayne Murphy, June 1, 1983 at Milwaukee
30000	Mike Gallego, May 30, 1990 vs. Toronto
40000	Matt Stairs, August 15, 1997 at Chicago
50000	Damian Miller, July 26, 2004 vs. Seattle
60000	Hideki Matsui, August 1, 2011 at Seattle

MOST 100-WIN SEASONS BY CURRENT MLB FRANCHISES

New York-AL	19
Athletics	10
Cardinals	8
Braves	8
Giants	7
Dodgers	6

PINCH HIT HOME RUN LEADERS

Franchise – Career

1.	Gus Zernial (1951-57)	5
	Jeff Burroughs (1982-84)	5
	Mark McGwire (1986-97)	5
	Terry Steinbach (1986-96)	5
	Mike Aldrete (1993-95)	5
6.	Four times	4

Franchise – Season

1.	Jeff Burroughs (1982)	4
2.	Allie Clark (1952)	3
	Kite Thomas (1952)	3
	Bob Cerv (1957)	3
	Frank Fernandez (1970)	3
	Rich McKinney (1977)	3
	Jeff Newman (1978)	3

Oakland – Career

1.	Jeff Burroughs (1982-84)	5
	Mark McGwire (1986-87)	5
	Terry Steinbach (1986-96)	5
	Mike Aldrete (1993-95)	5
5.	Matt Stairs (1996-00)	4
	Olmedo Saenz (1999-02)	4

Oakland – Season

1.	Jeff Burroughs (1982)	4
2.	Frank Fernandez (1970)	3
	Rich McKinney (1977)	3
	Jeff Newman (1978)	3
5.	Nine times	2

INSIDE-THE-PARK HOME RUN LEADERS

Franchise – Career

1.	Danny Murphy (1902-13)	18
2.	Harry Davis (1901-11; 13-17)	9
	Stuffy McInnis (1909-17)	9
4.	Jimmie Foxx (1925-35)	8
5.	Eddie Collins (1906-14; 27-30)	7

Franchise – Season

1.	Danny Murphy (1904)	4
2.	10 times; last Jimmie Foxx (1931)	3

Oakland – Career

1.	Reggie Jackson (1968-75; 87)	4
2.	18 times	1

Oakland – Season

1.	Reggie Jackson (1968)	2
2.	20 times; last Nick Swisher (2006)	1

LEAD OFF HOME RUN LEADERS

Franchise – Career

1.	Rickey Henderson (1979-84; 89-95; 98)	43
2.	Eddie Joost (1947-54)	19
3.	Bert Campaneris (1964-76)	13
4.	Max Bishop (1924-33)	9
5.	Wally Moses (1935-41; 49-51)	7

Franchise – Season

1.	Rickey Henderson (1993)	7
2.	Eddie Joost (1948)	6
	Bert Campaneris (1970)	6
4.	Rickey Henderson (1990)	5
	Rickey Henderson (1991)	5
	Rickey Henderson (1992)	5

Oakland – Career

1.	Rickey Henderson (1979-84; 89-95; 98)	43
2.	Bert Campaneris (1968-76)	10
3.	Coco Crisp (2010-12)	6
4.	Mark Kotsay (2004-07)	5
5.	Eric Byrnes (2000-04)	4
	Tony Phillips (1982-89; 99)	4

Oakland – Season

1.	Rickey Henderson (1993)	7
2.	Bert Campaneris (1970)	6
3.	Rickey Henderson (1990)	5
	Rickey Henderson (1991)	5
	Rickey Henderson (1992)	5

GAME ENDING HOME RUN LEADERS

Franchise – Career

1.	Reggie Jackson (1967-75; 87)	5
	Rickey Henderson (1979-84; 89-95; 98)	5
	Matt Stairs (1996-00)	5
4.	Jimmie Foxx (1925-35)	4
	Dwayne Murphy (1978-87)	4
	Al Simmons (1924-32; 40-41; 44)	4

Franchise – Season

1.	Reggie Jackson (1971)	3
	Dave Kingman (1986)	3
	Matt Stairs (1999)	3
4.	seven times	2

Oakland – Career

1.	Reggie Jackson (1968-75; 87)	5
	Rickey Henderson (1979-84; 89-95; 98)	5
	Matt Stairs (1996-00)	5
4.	Dwayne Murphy (1978-87)	4
5.	eight times	3

Oakland – Season

1.	Reggie Jackson (1971)	3
	Dave Kingman (1986)	3
	Matt Stairs (1999)	3
4.	six times	2

Athletics Home Run History, continued

ATHLETICS GAMES OF FIVE OR MORE HOME RUNS

No.	Opponent	H/A	Date	Hitters
8	California	A	June 27, 1996	Berroa, Brosius 2, Giambi, Herrera, McGwire, Steinbach, Young
7	Detroit	H	June 3, 1921	Dugan, Dykes 2, Perkins, Walker, Welch 2
7	Cleveland (2)	A	July 6, 1990	Canseco, R. Henderson 2, Lansford, McGwire 2, Quirk
6	Cleveland	H	July 18, 1980	Armas 2, Essian, Murphy, Page 2
6	Minnesota	H	Aug. 3, 1991	Baines, Canseco, D. Henderson 3, McGwire
6	Boston	H	Aug. 21, 1997	Bellhorn, Canseco, Giambi, McDonald, Spiezio, Young
6	Toronto	H	Aug. 18, 1998	Christenson, Giambi, Spiezio 2, Stairs 2
6	Cleveland	H	Aug. 24, 1999	Hinch, Jaha 2, Spiezio, Velarde 2
6	Tampa Bay	H	Sept. 9, 2000	Ja. Giambi 2, Grieve, Hernandez, Long, Tejada
6	Anaheim	H	Sept. 11, 2003	Byrnes, Chavez 2, Ellis, Hernandez, McMillon
6	Kansas City	A	May 10, 2007	Chavez, Cust 2, Johnson 2, Putnam
6	Arizona	A	June 17, 2008	Ellis 2, Chavez, Crosby, Davis, Suzuki
5*	Texas	A	Sept. 27, 2012	Reddick 2, Céspedes, Moss, Norris

* 38 times total; game listed is most recent

OPPONENT GAMES OF FIVE OR MORE HOME RUNS

No.	Opponent	H/A	Date	Hitters
7	Seattle	A	Apr. 11, 1985	Cowens, Bradley, Presley, Thomas 3, Henderson
6	Detroit	H	Aug. 17, 1969	Northrup, Wert, Tresh, Kaline 2, Stanley
6	Seattle	A	Aug. 2, 1983	Owen, D. Henderson 2, S. Henderson 2, Ramos
6	California	A	Apr. 23, 1985	Jackson 2, Narron, Schofield, Grich, DeCinces
6	Minnesota	H	Aug. 15, 1993	Brito 2, Puckett 2, Harper, Reboulet
6	Boston	A	Apr. 19, 1994	Vaughn 2, Cooper, Naehring 2, Greenwell
5*	Los Angeles	H	Aug. 8, 2012	Morales 2, Hunter, Iannetta, Trumbo

*24 times total; game listed most recent

MOST HOME RUNS, INNING – ATHLETICS

No.	Opponent	H/A	Date	Hitters
4	Boston	H	Aug. 21, 1997	Giambi, Young, McDonald, Canseco (3)
4	Tampa Bay	H	Sept. 1, 1999	Tejada, Chavez, Giambi, Jaha (4)
4	Chicago	H	Apr. 27, 2002	Hatteberg, Long, Pena, Menechino (3)

MOST HOME RUNS, INNING – OPPONENTS

No.	Opponent	H/A	Date	Hitters
5	Minnesota	A	June 9, 1966	Rollins, Versalles, Oliva, Mincher, Killebrew (7)
4	Boston	H	Sept. 24, 1940	Williams, Foxx, Cronin, Tabor (6)
4	Boston	H	Aug. 26, 1957	Zauchin, Lepcio, Malzone, Piersall (7)
4	Minnesota	H	May 2, 1964	Oliva, Allison, Hall, Killebrew (11)
4	Minnesota	A	May 16, 1983	Mitchell, Gaetti, Hatcher, Engle (9)
4	Seattle	A	Sept. 21, 1996	Rodriguez, Griffey, Martinez, Sorrento (3)

CONSECUTIVE HOME RUNS - ATHLETICS

No.	Opponent	H/A	Date	Hitters
3	Washington	H	May 2, 1922	Walker, Perkins, Miller
3	Cleveland	H	June 18, 1930	Simmons, Foxx, Miller
3	St. Louis	A	July 17, 1934	Johnson, Foxx, Higgins
3	New York	H	Aug. 19, 1962	Cimoli, Causey, Bryan
3	Minnesota (G1)	H	June 22, 1969	Kubiak, Jackson, Bando
3	Kansas City	H	June 19, 1979	Gross, Revering, Heath
3	Cleveland	A	June 3, 1980	Revering, Page, Armas
3	Cleveland	A	May 16, 1990	Canseco, McGwire, Hassey
3	Cleveland	A	July 6, 1990	R. Henderson, Lansford, Canseco
3	Kansas City	A	June 16, 2000	Chavez, Tejada, Hernandez
3	Kansas City	H	June 23, 2000	Velarde, Ja. Giambi, Grieve
3	Texas	H	April 15, 2006	Chavez, Thomas, Bradley

CONSECUTIVE HOME RUNS - OPPONENTS

No.	Opponent	H/A	Date	Hitters
4	Minnesota	H	May 2, 1964	Oliva, Willison, Hall, Killebrew
3	New York	H	Sept. 10, 1925	Meusel, Ruth, Gehrig
3	Cleveland	H	June 25, 1939	Chapman, Trosky, Heath
3	Boston	H	Sept. 24, 1940	Williams, Foxx, Cronin
3	Boston	A	Apr., 19, 1948	Spence, Stephens, Doerr
3	Los Angeles	H	Aug. 28, 1962	Thomas, Wagner, Rogers
3	Baltimore	A	Sept. 10, 1965	Robinson, Bleafary, Adair
3	Minnesota	H	June 9, 1966	Oliva, Mincher, Killebrew
3	New York	A	Aug. 10, 1969	Murcer, Munson, Michael
3	Cleveland	A	Aug. 22, 1970	Sims, Nettles, Leon
3	Baltimore	A	May 8, 1979	Murray, May, Roenicke
3	Milwaukee	H	June 5, 1982	Young, Cooper, Oglivie
3	Seattle	A	Aug. 2, 1983	S. Henderson, D. Henderson, Ramos
3	Toronto	A	Apr. 26, 1984	Upshaw, Bell, Barfield
3	Kansas City	A	Aug. 28, 1986	Brett, White, Quirk
3	Seattle	A	Sept. 21, 1996	Rodriguez, Griffey, Martinez
3	Los Angeles	H	Sept. 18, 2008	Morales, Napoli, Wood

MOST HOME RUNS — ATHLETICS

HR	Player	Date
3	Joe Hauser at Cleveland.....	Aug. 2, 1924
3	Mickey Cochrane at St. Louis.....	May 21, 1925
3	Jimmie Foxx at Cleveland.....	July 10, 1932
3	Al Simmons vs. Detroit.....	July 15, 1932
3	Jimmie Foxx vs. New York.....	June 8, 1933
3	Ed Coleman vs. Chicago.....	Aug. 17, 1934
3	Pinky Higgins vs. Boston.....	June 27, 1935
3	Sam Chapman vs. Boston.....	Aug. 15, 1946
3	Hector Lopez vs. Washington.....	June 26, 1958
3	Preston Ward vs. Baltimore.....	Sept. 9, 1958
3	Bob Cerv vs. Boston.....	Aug. 20, 1959
3	Manny Jimenez at Baltimore.....	July 4, 1964
3	Reggie Jackson vs. Seattle.....	July 2, 1969

HR	Player	Date
3	Dave Kingman at Seattle.....	April 16, 1984
3	Mark McGwire at Cleveland.....	June 27, 1987
3	Jose Canseco at Toronto.....	July 3, 1988
3	Harold Baines vs. Baltimore.....	May 7, 1991
3	Dave Henderson vs. Minnesota.....	Aug. 3, 1991
3	Mark McGwire at Boston.....	June 11, 1995
3	Ernie Young vs. Minnesota.....	May 10, 1996
3	Geronimo Berroa at New York.....	May 22, 1996
3	Geronimo Berroa vs. Minnesota.....	Aug. 12, 1996
3	Miguel Tejada vs. Los Angeles.....	June 11, 1999
3	Miguel Tejada at Texas.....	June 30, 2001
3	Erubiel Durazo at Baltimore.....	Aug. 18, 2004

MOST HOME RUNS — OPPONENTS

HR	Player	Date
4	Lou Gehrig, New York (AL).....	June 3, 1932
4	Pat Seerey, Chicago (AL).....	July 18, 1948 (G#1)
3	Babe Ruth, New York (AL).....	May 21, 1930 (G#1)
3	Lou Gehrig, New York (AL).....	May 22, 1930 (G#2)
3	Goose Goslin, St. Louis.....	Aug. 19, 1930
3	Tony Lazzeri, New York (AL).....	May 24, 1936
3	Merv Connors, Chicago (AL).....	Sept. 17, 1938 (G#2)
3	Jim Tabor, Boston.....	July 4, 1939 (G#2)
3	Al Rosen, Cleveland.....	April 29, 1952
3	Al Kaline, Detroit.....	April 17, 1955
3	Lee Thomas, Los Angeles.....	Sept. 5, 1961 (G#2)

HR	Player	Date
3	Jim King, Washington.....	June 8, 1964
3	Jim Rice, Boston.....	Aug. 29, 1977
3	Larry Herndon, Detroit.....	May 18, 1982
3	Gorman Thomas, Seattle.....	April 11, 1985
3	Danny Tartabull, Kansas City.....	July 6, 1991
3	Jack Clark, Boston.....	July 31, 1991
3	Manny Ramirez, Cleveland.....	Aug. 25, 1999
3	Juan Gonzalez, Texas.....	Sept. 24, 1999
3	John Buck, Toronto.....	April 29, 2010
3	Miguel Cabrera, Detroit.....	May 28, 2010

HOME RUN IN FIRST GAME WITH THE OAKLAND A'S

Player	Opponent (Date)
*Joe Keough.....	at New York (Aug. 7, 1968) (G1)
Don Mincher.....	at Kansas City (April 7, 1970)
*Don Baylor.....	at California (April 9, 1976)
Earl Williams.....	Minnesota (April 9, 1977)
Mike Heath.....	Kansas City (June 19, 1979)
*Terry Steinbach.....	at Cleveland (Sept. 12, 1986)
*Dave Henderson.....	Seattle (April 4, 1988)
Scott Brosius.....	Seattle (Aug. 7, 1991)
*Tilson Brito.....	Milwaukee (Aug. 10, 1997) (G2)
*Ed Sprague, Jr.....	Cleveland (Aug. 2, 1998)
Tom Wilson.....	Chicago-AL (May 19, 2001)

Player	Opponent (Date)
David Justice.....	Texas (April 1, 2002)
*Erubiel Durazo.....	Seattle (April 1, 2003)
*Jay Payton.....	Texas (July 15, 2005)
*Frank Thomas.....	New York (April 3, 2006)
Jack Cust.....	at Tampa Bay (May 6, 2007)
*Adam Rosales.....	at Los Angeles-AL (April 11, 2010)
*Josh Willingham.....	Seattle (April 1, 2011)
Jonny Gomes.....	vs. Seattle at Tokyo (March 29, 2012)

*indicates players who homered in their first at bat.

Athletics Home Run History, continued

COLISEUM HOME RUNS

Since its opening in 1968 a total of 6,334 Major League home runs have been hit in the Coliseum during the regular season, an average of 140.8 per year.

COLISEUM CAREER HOME RUN LEADERS

Player	No.
Mark McGwire	166
Reggie Jackson	146*
Jose Canseco	122*
Eric Chavez	115
Jason Giambi	115*
Sal Bando	90
Miguel Tejada	83
Rickey Henderson	82*
Dwayne Murphy	67
Matt Stairs	67*

* Home Runs hit while non-Athletic (included in individual total): Canseco (8), Giambi (6), Henderson (3), Jackson (13), Stairs (3)

NON-A'S COLISEUM CAREER HOME RUN LEADERS

Player	No.
Alex Rodriguez	21
Mark Teixeira	20
Rafael Palmeiro	20
Jay Buhner	18
Carlton Fisk	18
Brian Downing	17
Juan Gonzalez	17
Vladimir Guerrero	16
Cal Ripken	16
Danny Tartabull	16*
Frank Thomas	16*
Greg Vaughn	16

* Does not include home runs hit while a member of the Athletics: Tartabull (1), Thomas (27).

OAKLAND ATHLETICS STREAKS

CONSECUTIVE WINS

Overall

20	August 13-September 4, 2002
14	April 23-May 9, 1988
11	August 2-12, 2001
11	April 9-19, 1981
10	June 8-18, 2006
10	August 23-September 2, 2003
10	September 8-18, 1992
9	August 24-September 2, 2012
9	October 2, 2001-April 3, 2002
9	September 2-18, 2001
9	June 13-23, 2000
9	August 7-15, 1976
9	August 11-20, 1973

Home

20*	August 25, 2001-April 3, 2002
12	August 13-September 14, 2002
10	August 11-September 1, 2006
10	April 11-May 3, 1991
9	June 18-July 1, 2005
9	May 2-28, 1999
9	September 6-29, 1992
9	Sept. 26, 1977-April 14, 1978
9	August 7-15, 1976
9	August 19-September 19, 1970

*streak includes final 17 games of 2001 and first three games of 2002

Road

12	August 24-September 12, 2012
12	July 31-August 15, 1971
11	April 9-26, 1981
10	August 19-28, 2002
9	Sept. 24, 1989-April 26, 1990
9	April 23-May 3, 1988
8	July 19-August 2, 2005
8	June 16-24, 2002
8	August 16-31, 2001
8	April 13-26, 1990
8	June 3-10, 1972
8	May 31-June 20, 1971

CONSECUTIVE LOSSES

Overall

14	July 29-August 12, 1977
12*	Sept. 22, 1995-April 4, 1996
12	April 19-30, 1994
11	June 8-18, 1978
10	May 30-June 9, 2011
10	July 28-August 7, 2008
9	May 22-June 1, 2012
9	July 6-17, 2007
9	July 21-29, 1998
9	August 21-28, 1993
9	June 4-13, 1986
9	August 18-27, 1984
9	August 20-29, 1978

*streak includes final nine games of 1995 and first three games of 1996

Home

12	July 29-August 21, 1977
11	Sept. 19, 1978-April 15, 1979
9	June 4-20, 1982
8	June 23-July 9, 1979
8	May 3-22, 1994
8	April 8-May 1, 2001
7	August 20-September 6, 1978
7	June 2-9, 1979
7	September 11-27, 1987
7	August 30-September 17, 1993

Road

15	May 24-June 23, 1986
13	May 31-June 30, 1979
12*	September 5, 1995-April 9, 1996
11	May 21-June 9, 2005
10	May 14-30, 1981
10	April 19-May 6, 1994
9	May 2-23, 1976
9	July 23-August 12, 1977
9	August 11-29, 1978
9	May 10-26, 1979
9	July 30, 1994-April 28, 1995
9	June 29-July 26, 1995

*streak includes final 11 games of 1995 and first game of 1996

ATHLETICS LOW-HIT GAMES

ATHLETICS NO-HITTERS (11 NINE INNINGS; 3 LESS THAN 9)

Date	Pitchers	Opponent	Score
July 22, 1905	Weldon Henley	at St. Louis (1st game)	6-0
Aug. 15, 1905	Rube Waddell	vs. St. Louis*	2-0
Aug. 29, 1906	Jimmy Dygert & Rube Waddell	vs. Chicago*	4-3
Oct. 5, 1907	Rube Vickers	at Washington (2nd game, Perfect Game)*	4-0
May 12, 1910	Chief Bender	vs. Cleveland	4-0
Aug. 26, 1916	Joe Bush	vs. Cleveland	5-0
Sept. 9, 1945	Dick Fowler	vs. St. Louis (2nd game)	1-0
Sept. 3, 1947	Bill McCahan	vs. Washington	3-0
May 8, 1968	Jim Hunter	vs. Minnesota (Perfect Game)	4-0
Sept. 21, 1970	Vida Blue	vs. Minnesota	6-0
Sept. 28, 1975	Vida Blue, Glenn Abbott, Paul Lindblad, Rollie Fingers	vs. California	5-0
Sept. 29, 1983	Mike Warren	vs. Chicago	3-0
June 29, 1990	Dave Stewart	at Toronto	5-0
May 9, 2010	Dallas Braden	vs. Tampa Bay (Perfect Game)	4-0

*5 innings

NO-HITTERS AGAINST ATHLETICS (14)

Date	Pitchers	Opponent	Score
May 5, 1904	Cy Young	at Boston (Perfect Game)	0-3
Sept. 20, 1908	Frank Smith	at Chicago	0-1
Sept. 4, 1923	Sam Jones	vs. New York	0-2
Sept. 7, 1923	Howard Ehmke	vs. Boston	0-4
July 10, 1947	Don Black	at Cleveland (1st game)	0-3
May 6, 1953	Bobo Holloman	at St. Louis	0-6
Aug. 26, 1962	Jack Kralick	at Minnesota	0-1
Aug. 13, 1969	Jim Palmer	at Baltimore	0-8
July 3, 1970	Clyde Wright	at California	0-4
July 30, 1973	Jim Bibby	vs. Texas	0-6
July 19, 1974	Dick Bosman	at Cleveland	0-4
July 28, 1976	John Odom & Francisco Barrios	vs. Chicago	1-2
June 11, 1990	Nolan Ryan	vs. Texas	0-5
July 13, 1991	Bob Milacki, Mike Flanagan, Mark Williamson & Gregg Olson	vs. Baltimore	0-2

OAKLAND ATHLETICS ONE-HITTERS (31)

Date	Pitchers	Broken Up By	Inn.	Opponent	H/A	Score
June 7, 1968	John Odom	Dave Johnson	9 (2 outs)	Baltimore	A	6-1
Aug. 10, 1968	John Odom, Diego Segui, Jack Aker	Frank Howard	1	Washington	A	4-1
May 24, 1970	Chuck Dobson	Gail Hopkins	1	Chicago	A	5-1
Sept. 11, 1970	Vida Blue	Pat Kelly	8	Kansas City	A	3-0
July 16, 1971	Vida Blue	Tony Taylor	4	Detroit	H	4-0
May 31, 1973	Ken Holtzman, Rollie Fingers	Matty Alou	7	New York	A	6-0
June 8, 1975	Ken Holtzman	Tom Verzyer	9 (2 outs)	Detroit	H	4-0
June 10, 1975	Jim Perry	Al Bumby	6	Baltimore	H	4-0
Aug. 28, 1976	Vida Blue	Mickey Stanley	9 (1 out)	Detroit	H	5-2
May 9, 1979	Mike Norris	Gary Roenicke	7	Baltimore	A	4-2
July 5, 1979	Rick Langford	Brian Downing	5	California	A	3-0
June 23, 1984	Tim Conroy, Bill Caudill	Alan Bannister	5	Texas	H	5-1
Oct. 5, 1986	Curt Young	Kevin Seitzer	7	Kansas City	H	6-0
June 9, 1987	Curt Young	Kenny Williams	8	Chicago	H	8-3
Aug. 4, 1988	Dave Stewart	Jay Buhner	3	Seattle	H	2-0
May 26, 1989	Todd Burns, Rick Honeycutt, Eric Plunk	Rickey Henderson	4	New York	A	4-0
Apr. 14, 1992	Ron Darling, Rick Honeycutt	Keith Miller	8	Kansas City	A	1-3
June 23, 1994	Bobby Witt	Greg Gagne	6	Kansas City	H	4-0
May 27, 1995	Steve Ontiveros	Luis Polonia	6	New York	H	3-0
Aug. 28, 2000	Tim Hudson	Frank Thomas	4	Chicago	H	3-0
July 6, 2001	Mark Mulder	Danny Bautista	8	Arizona	A	3-0
July 19, 2002	Cory Lidle	Juan Gonzalez	8	Texas	H	10-0

Athletics Low-Hit Games, continued

Date	Pitchers	Broken Up By	Inn.	Opponent	H/A	Score
August 4, 2002	Cory Lidle, Ricardo Rincon, Chad Bradford, Billy Koch	Wendell Magee	6	Detroit	H	4-0
August 21, 2002	Cory Lidle	Ellis Burks	1	Cleveland	A	6-0
June 26, 2005	Rich Harden, Ron Flores, Kiko Calero	Deivi Cruz	5	San Francisco	H	16-0
April 8, 2006	Barry Zito, Kiko Calero, Joe Kennedy, Huston Street	Richie Sexson	2	Seattle	A	3-0
June 30, 2007	Chad Gaudin, Rich Harden	Johnny Damon	6	New York (AL)	A	7-0
May 24, 2008	Justin Duchscherer, Huston Street	David Ortiz	7	Boston	H	3-0
Sept. 16, 2009	Trevor Cahill, Michael Wuertz, Andrew Bailey	Marlon Byrd	2	Texas	A	4-0
Sept. 23, 2010	Dallas Braden, Brad Ziegler	Nelson Cruz	1	Texas	H	5-0
June 28, 2011	Gio Gonzalez, Andrew Bailey	Emilio Bonifacio	1	Florida	H	1-0

MOST RECENT ONE-HITTERS AGAINST ATHLETICS (28 TOTAL)

Date	Pitchers	Opponent	H/A	Score
May 22, 2012	C.J. Wilson, Ernesto Frieri	Los Angeles (AL)	H	0-5
May 19, 2012	Ryan Vogelsong, Javier Lopez, Clay Hensley	San Francisco	A	0-4
April 10, 2012	Danny Duffy, Aaron Crow	Kansas City	H	0-3
Aug. 21, 2011	Luis Perez, Casey Janssen	Toronto	H	0-1
Sept. 2, 2010	CC Sabathia, Jonathan Albaladejo	New York (AL)	A	0-5
Aug. 16, 2010	Shaun Marcum	Toronto	H	1-3
June 7, 2007	Curt Schilling	Boston	H	0-1
July 7, 2006	John Lackey	Los Angeles (AL)	H	0-3
June 20, 2006	Jason Jennings, Tom Martin, Brian Fuentes	Colorado	A	0-6
May 21, 2006	Matt Cain	San Francisco	H	0-6
May 2, 1998	Roger Clemens, Paul Quantrill	Toronto	H	0-7
Sept. 2, 1996	David Cone, Mariano Rivera	New York (AL)	H	0-5
June 15, 1995	Mark Gubicza	Kansas City	H	0-7
June 21, 1994	Kevin Appier, Mike Magnante, Stan Belinda, Rusty Meacham	Kansas City	H	0-2
Aug. 23, 1993	Mike Moore	Detroit	A	0-9
May 16, 1993	Randy Johnson	Seattle	H	0-7
Aug. 14, 1991	Randy Johnson	Seattle	A	0-4
April 20, 1990	Brian Holman	Seattle	H	1-6

OAKLAND ATHLETICS STEALS OF HOME

1968	Sal Bando vs. Detroit, May 26 Danny Cater vs. Chicago, September 24 Danny Cater vs. Minnesota, September 28	1984	Carney Lansford vs. Kansas City, June 18
1969	Danny Cater vs. Seattle, May 4	1985	Rob Picciolo at Boston, May 11 Mike Davis at Chicago, June 20 Donnie Hill vs. Cleveland, June 21 Mike Gallego at Chicago, September 21
1974	Angel Mangual vs. Detroit, May 27	1986	Alfredo Griffin at Seattle, April 18 Carney Lansford at Milwaukee, May 1 Dwayne Murphy at Milwaukee, July 6
1976	Claudell Washington vs. Minnesota, September 15	1987	Reggie Jackson at Seattle, April 18
1978	Taylor Duncan vs. Kansas City, July 2 (Game 1)	1989	Mike Gallego vs. California, April 22
1979	Wayne Gross at Seattle, April 11	1991	Jose Canseco at Minnesota, April 23 Mike Gallego at Seattle, August 15 Scott Brosius at Kansas City, October 2
1980	Rickey Henderson vs. California, April 20 Wayne Gross vs. Detroit, May 3 Dwayne Murphy vs. Detroit, May 3 Dwayne Murphy vs. Kansas City, May 28 Wayne Gross vs. Kansas City, May 28 Jeff Cox at Chicago, July 4 Rickey Henderson vs. Cleveland, July 19	1992	Mike Bordick vs. Kansas City, April 6 Carney Lansford vs. Detroit, July 19
1981	Dave McKay vs. Toronto, September 30	1997	Jose Canseco at Texas, May 22
1982	Davey Lopes at Seattle, April 17 Dave McKay vs. Cleveland, May 8 Rickey Henderson at Chicago, June 8 Rickey Henderson at California, July 26 Jeff Burroughs vs. Boston, August 20	1998	Miguel Tejada vs. Tampa Bay, September 6
1983	Bill Almon vs. Milwaukee, May 24 Mike Heath at Chicago, September 7 Mike Davis vs. Toronto, September 25	2000	Jason Giambi at Los Angeles (NL), June 11 Eric Chavez at Toronto, September 1
		2006	Jay Payton at Baltimore, July 17
		2008	Bobby Crosby at Texas, May 11 Carlos Gonzalez vs. Florida, June 22

CAREER GAMES PLAYED LEADERS

FRANCHISE LEADERS

Catcher

Mickey Cochrane . . .	1148
Cy Perkins	1095
Terry Steinbach . . .	1050
Kurtie Hayes	959
Frank Hayes	959
Kurt Suzuki	669
Ossee Schreckengost	597
Ramon Hernandez . .	591
Mike Heath	537
Mike Powers	518
Joe Astroth	511

First Base

Harry Davis	1390
Mark McGwire	1251
Jimmie Foxx	1020
Stuffey McInnis . . .	956
Dick Siebert	940
Ferris Fain	830
Jason Giambi	728
Joe Hauser	539
Norm Siebern	471
Daric Barton	468

Second Base

Dick Green	1158
Max Bishop	1139
Mark Ellis	1021
Eddie Collins	996
Danny Murphy	810
Pete Suder	805
Jimmy Dykes	676
Jerry Lumpe	653
Tony Phillips	529
Mike Gallego	452

Third Base

Sal Bando	1446
Eric Chavez	1233
Carney Lansford . . .	1096
Frank Baker	896
Jimmy Dykes	791
Wayne Gross	719
Ed Charles	695
Lave Cross	675
Sammy Hale	641
Hank Majeski	583

Shortstop

Bert Campaneris . . .	1702
Chick Galloway . . .	971
Miguel Tejada	935
Eddie Joost	907
Joe DeMaestri	890
Jack Barry	877
Mike Bordick	715
Monte Cross	711
Bobby Crosby	582
Eric McNair	528

Outfield

Rickey Henderson . .	1592
Bob Johnson	1399
Al Simmons	1256
Bing Miller	1230
Sam Chapman	1230
Reggie Jackson	1196
Dwayne Murphy	1177
Elmer Valo	1168
Topsy Hartsel	1110
Rube Oldring	1061

Designated Hitter

Dave Kingman	428
Mitchell Page	355
Jack Cust	303
Erubiel Durazo	292
Harold Baines	271
Billy Williams	251
Geronimo Berroa . . .	234
Dave Parker	201
Jose Canseco	196
Frank Thomas	188

Pitcher

Dennis Eckersley . . .	525
Eddie Plank	524
Rollie Fingers	502
Eddie Rommel	500
Paul Lindblad	479
Rube Walberg	412
Lefty Grove	402
Rick Honeycutt	387
Chief Bender	385
Jim Hunter	363

OAKLAND LEADERS

Catcher

Terry Steinbach	1050
Kurt Suzuki	669
Ramon Hernandez . . .	591
Mike Heath	537
Gene Tenace	446
Jeff Newman	438
Dave Duncan	423
Jason Kendall	368
Jim Essian	316
Ray Fosse	291

First Base

Mark McGwire	1251
Jason Giambi	728
Daric Barton	468
Scott Hatteberg	420
Bruce Bochte	387
Gene Tenace	385
Dave Revering	337
Dan Johnson	283
Danny Cater	253
Mike Epstein	233

Second Base

Mark Ellis	1021
Dick Green	721
Tony Phillips	529
Mike Gallego	452
Brent Gates	397
Phil Garner	322
Scott Spiezio	300
Mike Edwards	269
Ted Kubiak	266
Davey Lopes	265

Third Base

Sal Bando	1395
Eric Chavez	1233
Carney Lansford	1096
Wayne Gross	719
Scott Brosius	398
Jack Hannahan	218
Craig Paquette	193
Kevin Kouzmanoff . . .	188
Tony Phillips	159
Mickey Klutts	131

Shortstop

Bert Campaneris . . .	1272
Miguel Tejada	935
Mike Bordick	715
Bobby Crosby	582
Walt Weiss	522
Cliff Pennington	466
Alfredo Griffin	461
Rob Picciolo	434
Mario Guerrero	311
Mike Gallego	282

Outfield

Rickey Henderson . .	1592
Dwayne Murphy	1177
Reggie Jackson	1162
Jose Canseco	851
Joe Rudi	846
Mike Davis	695
Tony Armas	679
Dave Henderson	636
Bill North	627
Terrence Long	598

Designated Hitter

Dave Kingman	428
Mitchell Page	355
Jack Cust	303
Erubiel Durazo	292
Harold Baines	271
Billy Williams	251
Geronimo Berroa	234
Dave Parker	201
Jose Canseco	196
Frank Thomas	188

Pitcher

Dennis Eckersley . . .	525
Rollie Fingers	502
Paul Lindblad	391
Rick Honeycutt	387
Buddy Groom	301
Gene Nelson	281
Bill Taylor	281
Vida Blue	273
Jim Hunter	266
Mike Mohler	262

OAKLAND A'S CONSECUTIVE GAMES PLAYED

594	Miguel Tejada (June 2, 2000 to September 28, 2003)
456	Terrence Long (July 13, 2000 to June 4, 2003)
347	Alfredo Griffin (April 9, 1985-April 30, 1987)
203	Danny Cater (July 7, 1968-August 24, 1969)
199	Sal Bando (August 27, 1968-April 14, 1970)

198	Tony Armas (July 11, 1980-April 16, 1982)
176	Sal Bando (June 13, 1970-June 27, 1971)
169	Sal Bando (April 6, 1973-April 14, 1974)
169	Gene Tenace (May 25, 1973-May 31, 1974)
168	Rickey Henderson (May 12, 1981-July 16, 1982)

HOMESTANDS AND ROAD TRIPS

BEST HOMESTANDS

W-L	Year	Dates	Opponents
7-0	2004	Aug. 23-29	Baltimore 4, Tampa Bay 3
7-0	2001	Sept. 3-10	Baltimore 3, Tampa Bay 3, Texas 1
7-0	1992	Sept. 10-16	Seattle 4, Minnesota 3
6-0	2012	Sept. 28-Oct. 3	Seattle 3, Texas 3
6-0	2006	June 13-18	Seattle 3, Los Angeles (NL) 3
6-0	2003	Aug. 26-31	Baltimore 3, Tampa Bay 3
6-0	2001	Sept. 21-27	Seattle 3, Anaheim 3
6-0	2001	Aug. 7-12	Boston 3, New York 3
6-0	2001	May 15-20	New York 3, Chicago 3
6-0	1970	Sept. 1-6	Chicago 3, Kansas City 3
11-1	2004	June 1-13	Chicago 2, Toronto 4, Cincinnati 3, Pittsburgh 3
9-1	1976	Aug. 6-15	California 4, Milwaukee 3, Boston 3

WORST HOMESTANDS

W-L	Year	Dates	Opponents
1-9	1979	July 6-15	New York 4, Baltimore 3, Boston 3
1-8	2001	April 6-15	Anaheim 3, Seattle 3, Texas 3
1-8	1993	Aug. 27-Sept. 5	Detroit 3, Toronto 3, Baltimore 3
1-8	1982	June 15-23	Chicago 3, Toronto 3, Kansas City 3
1-7	1978	Aug. 15-23	New York 2, Boston 3, Baltimore 3
1-6	1994	April 27-May 4	Boston 2, New York 3, Baltimore 2
2-10	1977	July 26-Aug. 7	California 3, New York 3, Baltimore 2, Boston 4
1-5*	2012	May 21-27	Los Angeles 3, New York 3

*nine times total; homestand listed is most recent

BEST ROAD TRIPS

W-L	Year	Dates	Opponents
10-0	2002	Aug. 19-28	Cleveland 4, Detroit 3, Kansas City 3
8-0	1981	April 9-16	Minnesota 4, California 4
10-1	1988	April 21-May 3	Chicago 4, Toronto 3, Cleveland 2, Detroit 2
10-1	1971	April 12-22	Milwaukee 2, Minnesota 2, Chicago 4, California 3
8-1	1990	Sept. 3-12	Boston 3, New York 3, Seattle 3
6-1*	2012	Sept. 7-13	Seattle 3, Los Angeles 4

*eight times total; road trip listed is most recent

WORST ROAD TRIPS

W-L	Year	Dates	Opponents
0-9	1995	Sept. 22-Oct. 1	Seattle 3, Texas 2, California 4
0-8	1994	April 19-26	Boston 3, New York 3, Baltimore 2
0-8	1976	May 17-23	Minnesota 2, Kansas City 2, Chicago 4
0-7	1998	July 21-27	Baltimore 3, Tampa Bay 4
0-7	1986	June 5-11	Chicago 4, Cleveland 3
0-7	1979	June 11-17	Detroit 2, Cleveland 2, Toronto 3
0-6	1999	May 18-23	Kansas City 3, Minnesota 3
0-6	1998	April 10-15	New York 3, Boston 3
0-6	1995	July 14-18	Cleveland 4, Milwaukee 2
1-9	2011	June 3-12	Boston 3, Baltimore 3, Chicago 4
1-9	2008	August 1-10	Boston 3, Toronto 4, Detroit 3
1-9	1981	May 12-21	New York 3, Milwaukee 3, Baltimore 2, Boston 2

All Homestand and Road Trip records based on a minimum of six games.

LONGEST GAMES IN OAKLAND HISTORY

Innings	Opponent	Date	Score	Innings	Opponent	Date	Score
21	at Washington	June 4, 1971	W, 5-3	16	California	Apr. 8, 1982	L, 6-8
20	California	July 9, 1971	W, 1-0	16	Seattle (1)	Apr. 11, 1982	L, 3-6
19	Chicago	Aug. 10-11, 1972	W, 5-3	16	Minnesota	Apr. 20, 1982	W, 4-3
18	Baltimore	Aug. 24, 1969	W, 9-8	16	Chicago	June 10, 1983	W, 2-1
18	Minnesota	Sept. 6, 1969	L, 6-8	16	at Toronto	July 3, 1988	W, 9-8
18	at Minnesota	August 8, 2004	W, 6-5	16	at Cleveland	July 4, 1988	W, 4-2
17	Milwaukee	May 23, 1983	W, 5-4	16	at New York	August 9, 2002	W, 3-2
17	Los Angeles (NL)	June 17, 2006	W, 5-4	16	at Cleveland	August 31, 2011	L, 3-4

GAME TIMES

LONGEST GAMES IN OAKLAND HISTORY

Time	Opponent	W-L	Date
6:00	at New York (16)	W, 3-2	Aug. 9, 2002
5:43	at New York (14)	L, 9-10	Sept. 22, 2012
5:31	California (16)	L, 8-6	Apr. 8, 1982
5:31	Chicago (19) *	W, 5-3	Aug. 10, 1972
5:19	Texas (15)	L, 4-16	July 3, 1983
5:19	at Washington (21)	W, 5-3	June 4, 1971

Time	Opponent	W-L	Date
5:18	Seattle (1) (16)	L, 6-3	Apr. 11, 1982
5:17	at Boston (14)	L, 8-9	June 4, 2011
5:17	Milwaukee (17)	W, 5-4	May 23, 1983
5:17	Minnesota (18)	L, 8-6	Sept. 6, 1969

* Suspended game; completed on August 11, 1972.

LONGEST 9-INNING GAMES IN OAKLAND HISTORY

Time	Opponent	W-L	Date
4:31	at New York	L, 9-22	Aug. 25, 2011
4:15	San Francisco	L, 8-9	June 23, 2012
4:15	at Tampa Bay	W, 13-9	May 31, 2002
4:09	Detroit	W, 12-7	Apr. 7, 1993
4:08	at Texas	L, 9-12	Sept. 9, 2007
4:06	at New York	L, 17-13	Apr. 10, 1998

Time	Opponent	W-L	Date
4:01	at Texas	L, 17-16	May 5, 2000
4:00	at Baltimore	W, 14-9	July 27, 2012
4:00	Minnesota	L, 12-11	May 26, 1993
3:59*	Pittsburgh	W, 12-11	June 12, 2004

*four times total, time listed is most recent

QUICKEST 9-INNING GAMES IN OAKLAND HISTORY

Time	Opponent	W-L	Date
1:35	Kansas City	W, 2-1	Sept. 28, 1971
1:37	New York	L, 3-0	May 10, 1975
1:39	Texas	W, 4-1	May 22, 1973
1:39	Boston	W, 3-2	Aug. 8, 1975
1:42	at New York	W, 6-0	May 31, 1973

Time	Opponent	W-L	Date
1:43	Cleveland	W, 3-1	May 3, 1974
1:43	at Texas (1)	W, 1-0	Sept. 15, 1998
1:43	at Minnesota	L, 1-0	Aug. 12, 1979
1:44	Detroit	W, 4-0	June 8, 1975
1:44	Texas	W, 1-0	July 30, 1975

Note: The last time the A's played a game in under 1:50 was on July 8, 2008 vs. Seattle in Oakland (1:49).

OAKLAND A'S AT THE ALL-STAR BREAK

Year	Record	Pos.	GB/GA	Leader
1968	39-43	6	-15.5	Detroit
1969	53-39	2	-4.0	Minnesota
1970	47-40	3	-9.5	Minnesota
1971	56-31	1	+11.5	Oakland
1972	56-35	1	+6.5	Oakland
1973	56-42	1	+2.5	Oakland
1974	55-41	1	+5.0	Oakland
1975	55-32	1	+8.5	Oakland
1976	44-41	3	-8.5	Kansas City
1977	39-51	6	-15.0	Chicago
1978	43-44	4	-3.5	California
1979	25-69	7	-30.5	California
1980	36-45	4	-11.5	Kansas City
1981	37-23*	1	+1.5	Oakland
1982	38-50	6	-12.0	California
1983	37-43	5	-8.0	Texas
1984	43-45	4	-3.0	Chicago
1985	46-41	2	-6.0	California
1986	34-56	7	-15.5	California
1987	46-41	t2	-2.0	Minnesota
1988	54-34	1	+5.5	Oakland
1989	52-36	2	-1.5	California
1990	51-31	1	+1.0	Oakland
1991	44-38	5	-2.5	Texas

Year	Record	Pos.	GB/GA	Leader
1992	51-36	2	-2.0	Minnesota
1993	38-46	6	-6.0	Chicago
1994	39-48	2	-3.0	Texas
1995	36-35	3	-4.0	California/Texas
1996	43-45	t3	-8.5	Texas
1997	37-52	4	-13.0	Seattle
1998	41-45	3	-8.0	Anaheim
1999	43-44	2	-5.0	Texas
2000	48-38	3	-3.0	Seattle
2001	44-43	2	-19.0	Seattle
2002	50-38	3	-5.0	Seattle
2003	54-39	2	-4.0	Seattle
2004	47-39	2	-2.0	Texas
2005	44-43	3	-7.5	Los Angeles
2006	45-43	t1	—	Oakland/Texas
2007	44-44	3	-9	Los Angeles
2008	51-44	2	-6	Los Angeles
2009	37-49	4	-12	Los Angeles
2010	43-46	3	-7.5	Texas
2011	39-53	4	-12	Texas
2012	43-43	3	-9	Texas

* Strike Break

HIGH SCORING GAMES IN OAKLAND HISTORY

ATHLETICS

Score	Opponent	Date
23-2	Texas	Sept. 30, 2000
21-3	at Kansas City	June 18, 2000
21-7	at Boston	June 14, 1969
20-2	Boston	Aug. 31, 2012
19-5	Texas	Sept. 29, 1991
19-5	at New York	Aug. 29, 1989
19-3	at Milwaukee	May 15, 1985
18-2	at California	June 27, 1996
17-3	at Kansas City	May 10, 2007
17-8	Cincinnati	June 9, 2004
17-2	at Toronto	Aug. 24, 2003
17-4	at Cleveland	Aug. 2, 2001
17-3	at Tampa Bay	Sept. 15, 2000
17-3	at Toronto	May 6, 1986
17-2	at Texas	May 10, 1973

OPPONENTS

Score	Opponent	Date
22-9	at New York	Aug. 25, 2011
20-4	at Detroit	Apr. 13, 1993
20-6	Cleveland	May 4, 1991
20-11	at Minnesota	Apr. 27, 1980
18-3	at Colorado	July 18, 2000
18-2	San Francisco	June 4, 2000
18-2	New York	Aug. 26, 1997
18-5	Baltimore	Aug. 15, 1996
18-11	at Toronto	July 29, 1995
17-7	at New York	July 22, 2011
17-16	at Texas	May 5, 2000
17-13	at New York	Apr. 10, 1998
17-6	at Chicago	Sept. 23, 1992
17-1	at Chicago	Oct. 3, 1987
17-6	at California	July 4, 1979

BIGGEST COMEBACKS AND BLOWN LEADS

BIGGEST COME-FROM-BEHIND VICTORIES IN OAKLAND HISTORY

Deficit	Score	Inn.	Opponent	Date	Final Score
10	2-12	B3	Minnesota	July 20, 2009	14-13
8	0-8	B2	Kansas City	June 18, 1993	10-9
8	0-8	T3	at Toronto	August 21, 2006	12-10
7	1-8	T6	at Chicago	May 22, 1970	9-8
7	0-7	B5	Minnesota	Sept. 28, 1972	8-7
7	0-7	T3	at California	July 30, 1983 (1)	13-8
7	1-8	T6	at Chicago	May 21, 1993	12-11
7	0-7	B3	Boston	May 3, 1999	12-11 (10)
7	1-8	B3	Baltimore	June 19, 2000	13-12 (10)
7	0-7	B5	Detroit	Sept. 2, 2007	8-7 (10)
7	2-9	T5	at Los Angeles (AL)	Sept. 26, 2009	15-10

Notes: The all-time Athletics franchise record for biggest come-from-behind victory is also the Major League record, set by the Philadelphia A's on June 15, 1925 against Cleveland...the A's trailed by 12 runs in that game but scored 13 runs in the bottom of the eighth inning to win, 17-15...twice in Oakland history the A's have erased leads of eight or more runs, only to eventually lose the game...in the second game of a doubleheader at Toronto on Sept. 15, 1982, the A's trailed the Blue Jays 11-2 after six innings, but came back to tie the game at 11 before the Blue Jays scored one run in the bottom of the ninth for the 12-11 victory...on April 14, 2001, the A's trailed the Texas Rangers, 8-0 heading into the bottom of the fourth inning and tied the game at eight before the Rangers scored one in the top of the ninth for the 9-8 victory.

LARGEST LEADS SURRENDERED IN OAKLAND LOSSES

Lead	Score	Inn.	Opponent	Date	Final Score
8	15-7	B7	at Texas	May 5, 2000	16-17
7	7-0	T5	Kansas City	Sept. 6, 1978	8-11 (12)
7	7-0	B6	at Texas	May 25, 2006	7-8
6*	6-0	B2	at Arizona	June 8, 2012	8-9

*14 times total; game listed is most recent

Notes: The A's blew an 11-0 lead to Kansas City on Sept. 4, 2002, but won the game 12-11 on a pinch hit, game-ending home run by Scott Hatteberg in the bottom of the ninth inning...the win gave the A's their American League-record 20th consecutive victory... three other times in Oakland history the A's have blown seven run leads only to win the game...the last time was on April 24, 1997 vs. Minnesota, when the A's led 8-1 after four innings and fell behind 11-8 before tying the game in the bottom of the ninth...the A's eventually won in 11 innings, 12-11.

THE LAST TIME IT HAPPENED

OAKLAND PITCHING – TEAM

No-Hitter: vs. Tampa Bay, May 9, 2010 (Braden)

One-Hitter: vs. Florida, June 28, 2011 (Gonzalez, Bailey)

Two-Hitter: at Cleveland, August 27, 2012 (Anderson, Cook, Balfour)

Back-to-Back Complete Games: at Chicago, July 31, 2010 (Braden) and Aug. 1 (Gonzalez); vs. Kansas City, Aug. 2 (Cahill)

Four Straight Complete Games: April 24-28, 1982 (at California; at California; at Baltimore DH)

Back-to-Back Shutouts: at Cleveland, August 27-28, 2012 (3-0, 7-0)

Back-to-Back Complete Game Shutouts: vs. Tampa Bay, Sept. 9 (Hudson) and Sept. 10 (Zito), 2000

OAKLAND PITCHING – INDIVIDUAL

No-Hitter: Dallas Braden vs. Tampa Bay, May 9, 2010

One-Hitter: Cory Lidle at Cleveland, Aug. 21, 2002

Two-Hitter: Brett Anderson at Boston, July 6, 2009

10 or More Strikeouts: Tommy Milone (10) at Seattle, September 9, 2012

11 or More Strikeouts: Gio Gonzalez (11) at Seattle, September 28, 2011

12 or More Strikeouts: Dan Haren (12) at Texas, August 27, 2006

13 or More Strikeouts: Todd Stottlemyre (15) vs. Kansas City, June 16, 1995

Back-to-Back Games, 10 or More Strikeouts: Brandon McCarthy at Cle., Aug. 29, 2011 (10); vs. Sea., Sept. 3, 2011 (10)

Four Strikeouts in One Inning: Ryan Cook at Baltimore, April 27, 2012

Complete Game, ML Debut: Mike Morgan vs. Baltimore, June 11, 1978

Complete Game Shutout, ML Debut: Mike Norris vs. Chicago, Apr. 10, 1975

Back-to-Back Complete Games: Brandon McCarthy at Cleveland, August 29, 2011; vs. Seattle, September 3, 2011

Three Straight Complete Games: Mark Mulder vs. Minnesota, May 9; at Kansas City, May 15; vs. Kansas City, May 21, 2004

Back-to-Back Shutouts: Mark Mulder at Arizona, July 6, 2001; vs. Los Angeles, July 12, 2001

More Than 9 Innings Pitched: Todd Stottlemyre (10.0) vs. Kansas City, June 16, 1995

Position Player Pitched: Frank Menchino at Colorado, July 18, 2000

Home Run by Pitcher: John "Blue Moon" Odom, Sept. 4, 1972 vs. California (G1)

OAKLAND HITTING – TEAM

Three Straight Home Runs: vs. Texas, April 15, 2006 (Chavez, Thomas, Bradley)

Three Home Runs, Inning: at Texas, September 27, 2012 (Céspedes, Moss, Reddick)

Four Home Runs, Inning: vs. Chicago (B3), Apr. 27, 2002 (Hatteberg, Long, Pena, Menchino)

Five or More Home Runs, Game: 5, at Texas, September 27, 2012 (Reddick 2, Céspedes, Moss, Norris)

Six or More Home Runs, Game: 6, at Arizona, June 17, 2008 (Ellis 2, Chavez, Crosby, Davis, Suzuki)

Seven or More Home Runs, Game: 8 at California, June 27, 1996 (Berroa, Brosius 2, Giambi, Herrera, McGwire, Steinbach, Young)

Two Grand Slams, Game: at Seattle, September 10, 2007 (Suzuki and Johnson)

Home Runs by First Two Batters of Game: Terrence Long and Randy Velarde vs. Kansas City, May 16, 2000

10 or More Plate Appearances, Inning: 10 vs. Texas, October 3, 2012

11 or More Plate Appearances, Inning: 12 vs. Boston, August 31, 2012

13 or More Plate Appearances, Inning: 13 vs. Texas, June 4, 2012

14 or More Plate Appearances, Inning: 14 vs. Los Angeles (AL), July 17, 2011

15 or More Plate Appearances, Inning: 18 vs. California, July 5, 1996

10 or More Runs, Inning: at Kansas City, June 18, 2000 (10 in T3)

20 or More Hits, Game: at Chicago, September 8, 2009 (20)

Back-to-Back Games of 10 or More Runs: at Cleveland, August 30, 2012 (12-7) and vs. Boston, August 31, 2012 (20-2)

Three Straight Games of 10 or More Runs: at Baltimore, August 27-29, 2005 (12-3; 10-3; 10-5)

Four or More Stolen Bases, Game: vs. Boston, September 1, 2012 (4)

Five or More Stolen Bases, Game: at Tampa Bay, August 6, 2011 (7)

Three or More Stolen Bases, Inning: vs. Texas, June 7, 2012 (3)

Four or More Stolen Bases, Inning: vs. Seattle, September 8, 2010 (4)

No Strikeouts, Game: vs. Kansas City, June 15, 2011

OAKLAND HITTING – INDIVIDUAL

Lead-Off Home Run: Coco Crisp vs. Seattle, September 28, 2012

(Note: Coco Crisp had a lead-off home run at Detroit in Game 1 of the ALDS, October 6, 2012)

Inside-the-Park Home Run: Nick Swisher at New York, June 11, 2006

(Note: Mark Kotsay had an ITPHR at Minnesota in Game 2 of the ALDS, October 4, 2006)

Pinch-Hit Home Run: Brandon Moss at New York (AL), September 21, 2012

Pinch Hit Grand Slam: Scott Sizemore at Texas, September 10, 2011

Pinch Hit Game Ending Home Run: Chris Carter vs. Seattle, July 6, 2012

Walk Off Home Run: Brandon Moss vs. Seattle, September 29, 2012

Walk Off Grand Slam: Brandon Inge vs. Toronto, May 8, 2012

The Last Time It Happened, continued

Inside-the-Park Grand Slam: Jim Essian vs. Toronto, June 10, 1979
Inside-the-Park Walk Off Home Run: Reggie Jackson vs. Boston, August 22, 1971
Two Home Runs, Game: Josh Reddick at Texas, September 27, 2012
Three Home Runs, Game: Erubiel Durazo at Baltimore, August 18, 2004
Back-to-Back Multi-Homer Games: John Jaha at Detroit, June 19-20, 1999
Two Players, Multi-HR, Same Game: Jack Cust and Dan Johnson at Kansas City, May 10, 2007
Two Home Runs, Same Inning: Mark McGwire at Seattle (T5), Sept. 22, 1996
Home Runs From Both Sides of the Plate: Coco Crisp at New York (AL), August 24, 2011
Home Run First Major League At Bat: Terry Steinbach at Cleveland, Sept. 12, 1986
Home Run, First Major League Hit: Tom Wilson vs. Chicago, May 19, 2001
Hit First Major League At Bat: Carlos Gonzalez at Texas, May 30, 2008
Five Hits, Game: Hideki Matsui at New York (AL), July 24, 2011
Two Hits, Same Inning: Brandon Inge at Arizona, June 8, 2012
Five or More RBI, Same Inning: Mark McGwire at Seattle, September 22, 1996
Three Steals, Game: Coco Crisp vs. Los Angeles (NL), June 19, 2012
Four Steals, Game: Coco Crisp at Tampa Bay, August 6, 2011
Five Steals, Game: Rickey Henderson vs. Seattle, July 29, 1989
Steal of Home: Carlos Gonzalez vs. Florida, June 22, 2008
Suicide Squeeze: Donnie Murphy vs. Texas, September 14, 2007
Hitting for the Cycle: Mark Ellis vs. Boston, June 4, 2007
Two Strikeouts, Inning: Kurt Suzuki at Detroit, August 10, 2007
Hitless Streak, 20 or more at bats: 30, Josh Reddick, September 19-26, 2012
Hitless Streak, 31 or more at bats: 34, Adam Rosales, June 30-September 26, 2011

OAKLAND FIELDING

Four or More Errors, Game: 4, vs. Minnesota, August 22, 2012
Five or More Errors, Game: 5, vs. Seattle, April 1, 2011
Six or More Errors, Game: 7 vs. Cleveland, June 7, 1987
Three Errors by Team, Inning: vs. Detroit, April 15, 2011
Triple Play: vs. Minnesota, August 21, 2012 (Josh Donaldson to Adam Rosales to Chris Carter)
Turned Four or More DPs, Game: 4 vs. Baltimore, September 14, 2012
Turned Five or More DPs, Game: 5 vs. Kansas City, August 2, 2010

OAKLAND MISCELLANEOUS – TEAM

Four-Game Series, Sweep: at Cleveland, August 27-30, 2012
Four-Game Series, Swept: at Texas, July 7-10, 2011
Tie Game: vs. Detroit, May 24, 1968 (2-2)
Three Consecutive Extra Inning Games: at Chicago, April 11-13, 2011 (10, 10, 10)
Rain Shortened Game: vs. Kansas City, April 10, 2012
Game Postponed: at Texas, May 11, 2011
Game Cancelled: at Baltimore, September 6, 2008
Played a Game Under 2:00: 1:49, July 8, 2008 vs. Seattle
Doubleheader: vs. Los Angeles (AL), July 16, 2011
Scheduled Doubleheader: vs. Los Angeles (AL), July 16, 2011
Day-Night Doubleheader: at Boston, August 27, 2011
Doubleheader, Sweep: vs. Detroit, Aug. 22, 1998 (7-2, 7-1)
Doubleheader, Swept: at Texas, May 29, 2009 (3-6, 2-5)
Player Ejection: Jesse Chavez at Detroit, September 18, 2012
Coach Ejection: Gerald Perry at New York, July 22, 2011
Manager Ejection: Bob Melvin at Arizona, June 9, 2012

LONGEST WINNING STREAKS BY OAKLAND A'S PITCHERS

13	Jim Hunter	June 2 to September 5, 1973	9	Barry Zito	May 5 to June 22, 2002
11	Mark Mulder	May 9 to July 18, 2004	9	Barry Zito	August 20 to October 7, 2001
10	Dan Haren	April 18 to July 1, 2007	9	Tim Hudson	April 25 to July 2, 2000
10	Barry Zito	August 13, 2002 to April 8, 2003	9	T.J. Mathews	June 27, 1998 to May 15, 1999
10	Bob Welch	May 11 to June 30, 1990	9	Mike Moore	September 5, 1991 to April 28, 1992
10	Storm Davis	July 8 to September 5, 1988	9	Dave Stewart	September 19, 1988 to May 5, 1989
10	Vida Blue	April 9 to May 23, 1971	9	Rick Langford	July 5 to August 15, 1980
9	Dan Haren	May 31 to August 7, 2005	9	Paul Lindblad	April 11 to September 6, 1975
9	Tim Hudson	August 3, 2002 to April 1, 2003	9	Chuck Dobson	May 12 to July 20, 1971

History



Prior to Josh Reddick, Dwayne Murphy (right) in 1985 was the last A's outfielder to win a Gold Glove.



NOTABLE PERFORMANCES & AWARD WINNERS

GENERAL

World Championships (9)

Year	Record	Opponent
1910	102-48	Chicago
1911	101-50	New York
1913	96-57	New York
1929	104-46	Chicago
1930	102-52	St. Louis
1972	93-62	Cincinnati
1973	94-68	New York
1974	90-72	Los Angeles
1989	99-63	San Francisco

American League Pennants (15)

Year	Record	Manager
1902	83-53	Connie Mack
1905	92-56	Connie Mack
1910	102-48	Connie Mack
1911	101-50	Connie Mack
1913	96-57	Connie Mack
1914	99-53	Connie Mack
1929	104-46	Connie Mack
1930	102-52	Connie Mack
1931	107-45	Connie Mack
1972	93-62	Dick Williams
1973	94-68	Dick Williams
1974	90-72	Alvin Dark
1988	104-58	Tony La Russa
1989	99-63	Tony La Russa
1990	103-59	Tony La Russa

West Division Titles (15)

Year	Record	Manager
1971	101-60	Dick Williams
1972	93-62	Dick Williams
1973	94-68	Dick Williams
1974	90-72	Alvin Dark
1975	98-64	Alvin Dark
1981	64-45	Billy Martin
1988	104-58	Tony La Russa
1989	99-63	Tony La Russa
1990	103-59	Tony La Russa
1992	96-66	Tony La Russa
2000	91-70	Art Howe
2002	103-59	Art Howe
2003	96-66	Ken Macha
2006	93-69	Ken Macha
2012	94-68	Bob Melvin

American League Wild Card (1)

Year	Record	Manager
2001	102-60	Art Howe

Batting Champions (6)

Year	Name	Avg.
1901	Nap Lajoie	.426
1930	Al Simmons	.381
1931	Al Simmons	.390
1933	Jimmie Foxx	.356
1951	Ferris Fain	.344
1952	Ferris Fain	.327

Home Run Champions (22)

Year	Name	HR
1901	Nap Lajoie	14
1902	Socks Seybold	16
1904	Harry Davis	10
1905	Harry Davis	8
1906	Harry Davis	12
1907	Harry Davis	8
1911	Frank Baker	11
1912	Frank Baker	10
1913	Frank Baker	12
1914	Frank Baker	9
1918	Tilly Walker	11
1932	Jimmie Foxx	58
1933	Jimmie Foxx	48
1935	Jimmie Foxx	36
1951	Gus Zernial	33
1973	Reggie Jackson	32
1975	Reggie Jackson	36
1981	Tony Armas	22
1987	Mark McGwire	49
1988	Jose Canseco	42
1991	Jose Canseco	44
1996	Mark McGwire	52

RBI Champions (11)

Year	Name	RBI
1901	Nap Lajoie	125
1905	Harry Davis	83
1906	Harry Davis	96
1912	Frank Baker	130
1913	Frank Baker	117
1929	Al Simmons	157
1932	Jimmie Foxx	169
1933	Jimmie Foxx	163
1951	Gus Zernial	125
1973	Reggie Jackson	117
1988	Jose Canseco	124

ERA Champions (12)

Year	Name	ERA
1905	Rube Waddell	1.48
1909	Harry Krause	1.39
1926	Lefty Grove	2.51
1929	Lefty Grove	2.82
1930	Lefty Grove	2.54
1931	Lefty Grove	2.05
1932	Lefty Grove	2.84
1970	Diego Segui	2.56
1971	Vida Blue	1.82
1974	Catfish Hunter	2.49
1981	Steve McCatty	2.32
1994	Steve Ontiveros	2.65

Strikeout Champions (13)

Year	Name	Tot.
1902	Rube Waddell	210
1903	Rube Waddell	302
1904	Rube Waddell	349
1905	Rube Waddell	287
1906	Rube Waddell	196
1907	Rube Waddell	232
1925	Lefty Grove	116

1926	Lefty Grove	194
1927	Lefty Grove	174
1928	Lefty Grove	183
1929	Lefty Grove	170
1930	Lefty Grove	209
1931	Lefty Grove	175

BBWAA AWARDS

AL Most Valuable Player

Lefty Grove	1931
Jimmie Foxx	1932
Jimmie Foxx	1933
Bobby Shantz	1952
Vida Blue	1971
Reggie Jackson	1973
Jose Canseco	1988
Rickey Henderson	1990
Dennis Eckersley	1992
Jason Giambi	2000
Miguel Tejada	2002

AL Cy Young Award

Vida Blue	1971
Jim Hunter	1974
Bob Welch	1990
Dennis Eckersley	1992
Barry Zito	2002

AL Rookie of the Year

Harry Byrd	1952
Jose Canseco	1986
Mark McGwire	1987
Walt Weiss	1988
Ben Grieve	1998
Bobby Crosby	2004
Huston Street	2005
Andrew Bailey	2009

AL Manager of the Year

Tony La Russa	1988
Tony La Russa	1992
Bob Melvin	2012

BBWAA Local Chapter MVP

Joe Rudi	1974
Rollie Fingers	1975
Vida Blue	1976
Jason Giambi	2000

BBWAA Bill Rigney "Good Guy" Award

Matt Stairs	1997
Rickey Henderson	1998
Jason Giambi	1999
Eric Chavez	2000
Johnny Damon	2001
Scott Hatteberg	2002
Tim Hudson	2003
Mark Kotsay	2004
Bobby Crosby	2005
Frank Thomas	2006
Mark Ellis	2007

Huston Street	2008
Kurt Suzuki	2009
Kurt Suzuki	2010
Gio Gonzalez	2011
Jonny Gomes	2012

THE SPORTING NEWS AWARDS

Major League Player of the Year

Reggie Jackson	1973
----------------	------

AL Most Valuable Player

Al Simmons	1929
Jimmie Foxx	1932
Jimmie Foxx	1933

AL Player of the Year

Ferris Fain	1951
Reggie Jackson	1973
Tony Armas	1981
Jose Canseco	1988

AL Pitcher of the Year

Bobby Shantz	1952
Vida Blue	1971
Jim Hunter	1974
Bob Welch	1990
Dennis Eckersley	1992
Barry Zito	2002

AL Rookie Player of the Year

Dick Howser	1961
Mitchell Page	1977
Jose Canseco	1986
Mark McGwire	1987
Walt Weiss	1988
Ben Grieve	1998
Bobby Crosby	2004
Huston Street	2005

AL Rookie Pitcher of the Year

Jim Nash	1966
Tim Hudson	1999

AL Fireman of the Year

Jack Aker	1966
Dennis Eckersley	1988
Dennis Eckersley	1991
Dennis Eckersley	1992
Billy Koch	2002
Keith Foulke	2003

AL Comeback Player of the Year

Storm Davis	1988
John Jaha	1999

ML Manager of the Year

Billy Martin	1981
--------------	------

AL Manager of the Year

Tony La Russa	1988
Tony La Russa	1992

ML Executive of the Year

Billy Beane	1999
Billy Beane	2012

Sportsman of the Year

Charles O. Finley	1972
Mark McGwire	1997

Major League All-Star Team

Mickey Cochrane, C	1925
Eddie Rommel, P	1925
Al Simmons, OF	1927
Mickey Cochrane, C	1928
Lefty Grove, P	1928
Jimmie Foxx, 1B	1929
Al Simmons, OF	1929
Mickey Cochrane, C	1929
Lefty Grove, P	1929
Al Simmons, OF	1930
Mickey Cochrane, C	1930
Lefty Grove, P	1930
Al Simmons, OF	1931
Mickey Cochrane, C	1931
Lefty Grove, P	1931
Jimmie Foxx, 1B	1932
Lefty Grove, P	1932
Jimmie Foxx, 1B	1933
Mike Higgins, 3B	1934
Doc Cramer, OF	1935
Mike Higgins, 3B	1936
Ferris Fain, 1B	1951
Ferris Fain, 1B	1952
Bobby Shantz, P	1952

American League All-Star Team

Norm Siebern, 1B	1962
Reggie Jackson, OF	1969
Vida Blue, LHP	1971
Joe Rudi, OF	1972
Sal Bando, 3B	1973
Bert Campaneris, SS	1973
Ken Holtzman, LHP	1973
Reggie Jackson, OF	1973
Sal Bando, 3B	1974
Bert Campaneris, SS	1974
Jim Hunter, RHP	1974
Joe Rudi, OF	1974
Reggie Jackson, OF	1975
Joe Rudi, OF	1976
Dwayne Murphy, OF	1981
Rickey Henderson, OF	1981
Tony Armas, OF	1981
Dave Kingman, DH	1984
Jose Canseco, OF	1988
Dennis Eckersley, RP	1988
Dave Stewart, RHP	1988
Carney Lansford, 3B	1989
Jose Canseco, OF	1990
Rickey Henderson, OF	1990
Bob Welch, RHP	1990
Jose Canseco, OF	1991
Mark McGwire, 1B	1992
Mark McGwire, 1B	1996
Mark Mulder, LHP	2001
Eric Chavez, 3B	2002
Barry Zito, LHP	2002

AL Silver Slugger Team

Rickey Henderson	1981
Jose Canseco	1988
Jose Canseco	1990
Rickey Henderson	1990
Jose Canseco	1991
Mark McGwire	1992
Mark McGwire	1996
Jason Giambi	2001
Eric Chavez	2002

ASSOCIATED PRESS AWARDS

Player of the Year

Jose Canseco	1988
--------------	------

Manager of the Year

Billy Martin	1980
--------------	------

Major League All-Star Team

Rickey Henderson, OF	1990
Bob Welch, RHP	1990
Jose Canseco, OF	1991
Dennis Eckersley, RP	1992
Mark McGwire, 1B	1992
Mark McGwire, 1B	1996

UPI AWARDS

Manager of the Year

Tony LaRussa	1992
--------------	------

Executive of the Year

Sandy Alderson	1988
Sandy Alderson	1990

AL Comeback Player of the Year

Dave Kingman	1984
Dave Henderson	1988
Mark McGwire	1992

AL All-Star Team

Mark McGwire, 1B	1992
Dennis Eckersley, RP	1992

PLAYERS CHOICE AWARDS

AL Outstanding Pitcher of the Year

Barry Zito	2002
------------	------

AL Outstanding Rookie

Ben Grieve	1998
Terrence Long	2000
Bobby Crosby	2004
Huston Street	2005

AL Comeback Player of the Year

Dennis Eckersley	1992
John Jaha	1999
Frank Thomas	2006

Man of the Year

Mark McGwire	1996
--------------	------

Notable Performances & Award Winners, continued

MISCELLANEOUS AWARDS

Organization of the Year

Baseball America	1982
Topps	1998
Baseball America	1999
Howe Sports Data	1999
Topps	1999
Topps	2004

AL Chalmers Award*

Eddie Collins	1914
---------------	------

Early American League MVPs*

Mickey Cochrane, C	1928
--------------------	------

AL Rawlings Gold Glove

Joe Rudi, OF	1974
Joe Rudi, OF	1975
Joe Rudi, OF	1976
Dwayne Murphy, OF	1980
Mike Norris, P	1980
Dwayne Murphy, OF	1981
Mike Norris, P	1981
Rickey Henderson, OF	1981
Dwayne Murphy, OF	1982
Dwayne Murphy, OF	1983
Dwayne Murphy, OF	1984
Dwayne Murphy, OF	1985
Alfredo Griffin, SS	1985
Mark McGwire, 1B	1990
Eric Chavez, 3B	2001
Eric Chavez, 3B	2002
Eric Chavez, 3B	2003
Eric Chavez, 3B	2004
Eric Chavez, 3B	2005
Eric Chavez, 3B	2006
Josh Reddick, OF	2012

AL Rolands Relief Man Award

Dennis Eckersley	1988
Dennis Eckersley	1992
Billy Koch	2002
Keith Foulke	2003

Topps ML Rookie All-Star Team

Dick Howser, OF	1961
Ed Charles, 3B	1962
Manny Jimenez, OF	1962
Bert Campaneris, SS	1964
Jim Nash, RHP	1966
Rick Monday, OF	1967
Angel Mangual, OF	1971
Claudell Washington, OF	1974
Wayne Gross, 3B	1977
Mitchell Page, OF	1977
Dave Revering, 1B	1978
John Johnson, LHP	1978
Bob Kearney, C	1983
Jose Canseco, OF	1986

Mark McGwire, 1B	1987
Walt Weiss, SS	1988
Felix Jose, OF	1990
Tony Batista, 2B	1996
Ben Grieve, OF	1998
A.J. Hinch, C	1998
Terrence Long, OF	2000
Mark Ellis, 2B	2002
Bobby Crosby, SS	2004
Dan Johnson, 1B	2005
Huston Street, P	2005
Brad Ziegler, P	2008
Yoenis Céspedes	2012

World Series Most Valuable Player

Gene Tenace	1972
Reggie Jackson	1973
Rollie Fingers	1974
Dave Stewart	1989

ALCS Most Valuable Player

Dennis Eckersley	1988
Rickey Henderson	1989
Dave Stewart	1990

All-Star Game Most Valuable Player

Terry Steinbach	1988
-----------------	------

Outstanding Designated Hitter Award

Dave Kingman	1984
Dave Parker	1989

Joe Cronin Award

Rickey Henderson	1982
Jose Canseco	1988
Dave Stewart	1990

Roberto Clemente Award

Dave Stewart	1990
--------------	------

Tony Conigliaro Award

Jim Mecir	2003
-----------	------

The Hutch Award

Carney Lansford	1992
Jason Giambi	2000

Dave Stewart Community Service Award

Ernie Young	1996
Scott Spiezo	1997
Tom Candiotti	1998
Art Howe	1999
Jason Giambi	2000
Terrence Long	2001
Tim Hudson	2002
Scott Hatteberg	2003
Eric Chavez	2004
Barry Zito	2005
Mark Kotsay	2006

Mark Ellis	2007
Dana Eveland	2008
Dallas Braden/Kurt Suzuki	2009
Craig Breslow	2010
Josh Willingham	2011
Jonny Gomes	2012

Jim "Catfish" Hunter Award

Tim Hudson	2004
Mark Ellis	2005
Jason Kendall	2006
Mark Ellis	2007
Mike Sweeney	2008
Kurt Suzuki	2009
Ben Sheets	2010
Josh Willingham	2011
Jonny Gomes	2012

AL Pitcher of the Month

Rick Langford	August, 1979
Matt Keough	April, 1981
Jay Howell	June, 1985
Steve Ontiveros	June, 1987
Dave Stewart	April, 1988
Mike Moore	July, 1989
Dave Stewart	April, 1990
Dave Stewart	September, 1990
Tim Hudson	September, 2000
Mark Mulder	July, 2001
Barry Zito	August, 2001
Barry Zito	September, 2001
Mark Mulder	June, 2002
Cory Lidle	August, 2002
Barry Zito	July, 2005
Esteban Loaiza	August, 2006
Dan Haren	May, 2007

AL Player of the Month

Gene Tenace	September, 1975
Mike Davis	April, 1985
Carney Lansford	May, 1988
Jose Canseco	September, 1988
Jose Canseco	May, 1990
Dave Henderson	April, 1991
Mark McGwire	June, 1996
Jason Giambi	September, 2000
Jason Giambi	May, 2001
Jermaine Dye	August, 2001
Eric Chavez	September, 2001

AL Rookie of the Month

Bobby Crosby	June, 2004
Joe Blanton	June, 2005
Joe Blanton	August, 2005
Andrew Bailey	August, 2009
Brett Anderson	September, 2009
Jemile Weeks	June, 2011
Yoenis Céspedes	September, 2012

* The Baseball Writers' Association of America officially balloted and named the MVP in each major league since 1931. The earlier awards were known as the Chalmers (automobile) Award (1911-14) and then the league made the award from 1922 through 1928.

ATHLETICS IN THE HALL OF FAME

Players (6)	Year Inducted	Pos.	Career Avg.	Years With Athletics
Frank Baker	1955	3B	.307	1908-14
Mickey Cochrane	1947	C	.320	1925-33
Jimmie Foxx	1951	1B	.325	1925-35
Rickey Henderson	2009	OF	.279	1979-1984; 89-93; 94-95; 98
Reggie Jackson	1993	OF	.262	1967-75; 87
Al Simmons	1953	OF	.334	1924-32; 40-41; 44

Pitchers (7)	Year Inducted	Career Record	Career ERA	Years With Athletics
Chief Bender	1953	212-127	2.46	1903-14
Dennis Eckersley	2004	197-171, 390 SVs	3.50	1987-95
Rollie Fingers	1992	114-118, 341 SVs	2.90	1968-76
Lefty Grove	1947	300-141	3.06	1925-33
Jim Hunter	1987	224-166	3.26	1965-74
Eddie Plank	1946	326-194	2.35	1901-14
Rube Waddell	1946	193-143	2.16	1902-07

Managers (2)	Year Inducted	Career Record	Years With Athletics
Connie Mack	1937	3776-4025	1901-50
Dick Williams	2008	1571-1451	1971-73

Other Hall of Famers Who Spent Part of Their Career With the Athletics (21): Orlando Cepeda (1972); Ty Cobb (1927-28); Eddie Collins (1906-14; 1927-30); Jimmy Collins (1907-08); Stan Coveleski (1912); Elmer Flick (1902); Nellie Fox (1947-49); Rich Gossage (1992-93); Whitey Herzog (1958-60); Waite Hoyt (1931); George Kell (1943-46); Nap Lajoie (1901-02; 1915-16); Willie McCovey (1976); Joe Morgan (1984); Satchel Paige (1965); Herb Pennock (1912-15); Enos Slaughter (1955-56); Tris Speaker (1928); Don Sutton (1985); Zack Wheat (1927); Billy Williams (1975-76).

Broadcasters Who Spent Part of Their Careers With the Athletics (Ford C. Frick Award): By Saam (1938-54); Harry Caray (1970); Jon Miller (1974); Lon Simmons (1981-1995)

Note: For purpose of comparison, the National Baseball Hall of Fame uses "games played" and "games won" as the determining factors for position players and pitchers who played for more than one club during their careers. Based on that criteria, Willie McCovey, for example, is not counted among the Athletics 15 representatives.

ATHLETICS RETIRED NUMBERS

JIM "CATFISH" HUNTER

27

Pitcher

Born: April 8, 1946


Batted: Right

Hall of Fame Induction: 1987

Birthplace: Hertford, NC

Threw: Right

Number Retired: June 9, 1991



A control pitcher with a sneaky fastball, Catfish Hunter enjoyed a 15-year major league career with the Kansas City/Oakland Athletics and the New York Yankees...posted a 224-166 career record with a 3.26 ERA before arm trouble ended his career at the age of 33...holds Oakland's all-time career mark for wins (131)...won 20 or more games five consecutive seasons (1971-75), including his Cy Young Award-winning season of 1974 when he won a career-high 25 games... won five World Series rings, three with the A's and two with the Yankees...was 4-0 with one save in seven World Series appearances with the A's...signed a free agent contract with the Yankees in 1975 and helped New York to three straight pennants (1976-78)...was an eight-time All-Star...pitched a perfect game on May 8, 1968 against the Minnesota Twins...made his major league debut in 1965 with the Kansas City Athletics and did not miss a start until 1977...a good hitting pitcher, he batted .350 (36-for-103) in 1971 and had a .226 lifetime average with six home runs... nicknamed "Catfish" for effect by A's owner Charles O. Finley...soft-spoken and humble with a dose of country charm, he was inducted into the Hall of Fame in 1987.


ROLLIE FINGERS

34

Pitcher

Born: August 25, 1946
Batted: Right
Hall of Fame Induction: 1992

Birthplace: Steubenville, OH
Threw: Right
Number Retired: July 5, 1993



Almost as famous for his handlebar mustache as his pitching, Rollie Fingers is one of the greatest relief pitchers in major league history...in his 17-year career spent with Oakland (1968-76), San Diego (1977-80) and Milwaukee (1981-85), the seven-time All-Star chalked up 341 saves to go along with a 114-118 career mark...made his ML debut in 1968 and began the 1969, '70 and '71 seasons as a starter, but finished all three seasons in the bullpen...became a full-time reliever in 1972, winning 11 games in relief and saving 21 to help Oakland to its first World Series appearance...saved 22 games and posted a 1.92 ERA in 1973...earned a win and two saves in the '74 World Series against the Los Angeles Dodgers...in 1975, pitched the final two innings of a four-pitcher no-hitter as he, Vida Blue, Glenn Abbott and Paul Lindblad combined to blank the California Angels, 5-0...signed a free agent contract with San Diego following the 1976 season and promptly led the National League in appearances (78) and saves (35)...posted a career high 37 saves for the Padres in 1978...returned to the American League in 1981 after being traded to Milwaukee and led the AL in saves with 28 to go along with a 1.04 ERA as the Brewers made their first-ever postseason appearance... captured both the Cy Young and Most Valuable Player Awards in 1981 after figuring in 55 percent of the Brewers victories...retired following the 1985 season... inducted into the Hall of Fame in 1992.


REGGIE JACKSON

9

Outfielder

Born: May 18, 1946
Batted: Left
Hall of Fame Induction: 1993

Birthplace: Wyncote, PA
Threw: Left
Number Retired: May 22, 2004



Was originally selected by the Kansas City Athletics in the first round of the 1966 June Draft and played for 21 seasons in the Major Leagues, including nine seasons in Oakland (1968-75; 1987)...was a .262 career hitter with 563 home runs and 1702 RBI...named American League Most Valuable Player in 1973...appeared in 12 All-Star Games, 11 League Championship Series and five World Series..."Mr. October" played in five World Series (27 games) and was a part of four world championship clubs...earned World Series MVP honors in 1973 with Oakland and again in 1977 with New York...belted three home runs in Game Six of the 1977 World Series, all on the first pitch...once said, "Some people call October a time of pressure. I call it a time of character"...stole 228 bases in his career...finished among the AL Top 10 in home runs 13 times and led the circuit on four occasions...had 16 seasons of at least 20 home runs which ties an AL record...had six seasons of 100 or more RBI...when his number was retired on May 22, 2004, he ranked second on Oakland's career charts in home runs (268), double (230) and extra base hits (521)...became the eighth player to have his number retired by at least two teams and third to have two different numbers retired...inducted into the Hall of Fame in 1993.


DENNIS ECKERSLEY

43

Pitcher

Born: October 3, 1954
Batted: Right
Hall of Fame Induction: 2004

Birthplace: Oakland, CA
Threw: Right
Number Retired: August 13, 2005



Dennis Eckersley blazed a unique path to the Hall of Fame that most likely will never be repeated, beginning his career as a highly-touted starting pitcher before transforming into arguably the best closer the game has ever seen...from 1988 to 1992, Eck averaged 44 saves a season and helped the A's to four American League West crowns, three AL pennants and a World Series title in 1989...had 15 career postseason saves, including four when he was named 1988 ALCS MVP against Boston...was a six-time All-Star, including four times with Oakland (1988, 90-92)...earned both the American League Cy Young and Most Valuable Player Awards in 1992 after recording a league leading, career high and Oakland record 51 saves in 54 opportunities...finished his Oakland career as the Athletics career leader in saves (320)...tossed a no-hitter against California on May 30, 1977 as a member of the Cleveland Indians...ended his 24-year major league career with a record of 197-171 to go along with 390 saves and a 3.50 ERA...inducted into the Hall of Fame in 2004...had his number retired by the Oakland Athletics on August 13, 2005.

Outfielder

Born: December 25, 1958
Batted: Right
Hall of Fame Induction: 2009

Birthplace: Chicago, IL
Threw: Left
Number Retired: August 1, 2009



Rickey Henderson is one of the greatest leadoff hitters in baseball history...when his 25-year career concluded following the 2003 season, he was Major League Baseball's all-time leader in runs (2295), stolen bases (1406) and walks (2190)...he also banged out 3,055 hits, 297 home runs and 1,115 RBI with a .401 on-base percentage...he also hit 81 home runs leading off a game, still a ML mark...Henderson made his ML debut with Oakland in 1979 and had four stints with the A's (1979-84, 89-93, 94-95, 98)...he also played for both New York teams, San Diego, Boston, Los Angeles, Anaheim, Seattle and Toronto...Henderson was a 10-time All-Star and was named 1990 American League Most Valuable Player after batting .325 with 28 home runs, 61 RBI, 119 runs scored, 97 walks and 65 stolen bases...he set the ML single season stolen base record with 130 in 1982 and led the league in steals 12 times...inducted into the Hall of Fame in 2009...had his number retired by the Oakland Athletics on August 1, 2009...at the time, he was Oakland's all-time leader in games (1704), at bats (6140), runs (1270), hits (1768), doubles (289), triples (41), walks (1227) and stolen bases (867).


SPECIAL RECOGNITION

WALTER A. HAAS, JR.

Owner/Managing General Partner 1980-95

Born: January 24, 1916

Birthplace: San Francisco, CA




One of the most beloved owners in the history of the Athletics organization, Walter A. Haas, Jr. purchased the A's from Charles O. Finley in 1980, saving the team from potentially moving out of the area...during his 15-year ownership period, the A's won one World Championship (1989) and captured three consecutive American League pennants (1988-90)...team broke franchise attendance records each of those seasons, attracting a record 2.9 million fans to the Coliseum in 1990...long considered one of the top business and civic leaders in the United States, Haas headed some of the finest corporations in the country, including Levi Strauss, Bank of America, United Air Lines and the Pacific Telephone Company...former A's slugger Mark McGwire once described Haas as "the nicest man who has ever been put on this earth"...the A's paid tribute to his ownership reign on September 17, 1995 on Haas Family Tribute Day, when an honorary jersey was retired...Haas passed away on September 20, 1995...inducted to the Bay Area Sports Hall of Fame in 2013.

JACKIE ROBINSON

Second Baseman

Born: January 31, 1919
Batted: Right
Hall of Fame Induction: 1962

Birthplace: Cairo, GA
Threw: Right



Jackie Robinson burst onto the scene in 1947, breaking baseball's color barrier and bringing the Negro leagues' electrifying style of play to the majors...quickly became baseball's top drawing card and a symbol of hope to millions of Americans...led the Dodgers to six pennants in his 10 seasons...dominated games on the base paths, stealing home 19 times while riling opposing pitchers with his daring baserunning style...was named National League MVP in 1949, leading the loop in hitting (.342) and steals (37), while knocking in 124 runs...passed away on October 24, 1972 in Stamford, Conn...was named to Major League Baseball's All-Century Team...number 42 was retired by every Major League team in 1997.

ATHLETICS ALL-STAR GAME SELECTIONS

1933 Connie Mack (manager), Jimmie Foxx (1b), Lefty Grove (p)
1934 Jimmie Foxx (1b), Pinky Higgins (3b)
1935 Jimmie Foxx (1b), Bob Johnson (of)
1936 Pinky Higgins (3b)
1937 Wally Moses (of)
1938 Bob Johnson (of)
1939 Russell Blackburne (coach), Frank Hayes (c), Bob Johnson (of)
1940 Frank Hayes (c), Bob Johnson (of)
1941 Frank Hayes (c)
1942 Bob Johnson (of)
1943 Russell Blackburne (coach), Dick Siebert (1b)
1944 Frank Hayes (c), Bobo Newsom (p)
1945 NO GAME
1946 Buddy Rosar (c), Sam Chapman (of)
1947 Buddy Rosar (c)
1948 Buddy Rosar (c)*, Joe Coleman (p)
1949 Eddie Joost (ss)*, Lou Brissie (p), Alex Kellner (p)
1950 Ferris Fain (1b)
1951 Ferris Fain (1b)*, Bobby Shantz (p)
1952 Ferris Fain (1b), Bobby Shantz (p), Eddie Joost (ss)
1953 Gus Zernial (of)*, Eddie Robinson (1b)
1954 Jim Finigan (3b)
1955 Jim Finigan (3b)*, Vic Power (1b)
1956 Harry Simpson (of), Vic Power (1b)
1957 Joe DeMaestri (ss)
1958 Bob Cerv (of)*
1959 Harry Craft (coach), Bud Daley (p), Roger Maris (of)****
1960 Bud Daley (p)
1961 Dick Howser (ss)
1962 Norm Siebern (1b), Hank Bauer (coach)****
1963 Norm Siebern (1b-of)
1964 John Wyatt (p)
1965 John O'Donoghue (p)
1966 Jim Hunter (p)
1967 Jim Hunter (p)
1968 Bert Campaneris (ss), Rick Monday (of), John Odom (p)
1969 Sal Bando (3b)*, Reggie Jackson (of)*, John Odom (p)
1970 Jim Hunter (p)
1971 Vida Blue (p), Dave Duncan (c), Reggie Jackson (of)
1972 Dick Williams (coach), Sal Bando (3b), Bert Campaneris (ss), Ken Holtzman (p), Jim Hunter (p), Reggie Jackson (of)*, Joe Rudi (of)
1973 Dick Williams (manager), Sal Bando (3b), Bert Campaneris (ss), Rollie Fingers (p), Ken Holtzman (p), Jim Hunter (p), Reggie Jackson (of)*
1974 Sal Bando (3b), Bert Campaneris (ss)*, Rollie Fingers (p), Jim Hunter (p), Reggie Jackson (of)*, Joe Rudi (of)
1975 Alvin Dark (manager), Wes Stock (coach), Vida Blue (p), Bert Campaneris (ss)*, Rollie Fingers (p), Reggie Jackson (of)*, Joe Rudi (of)*, Gene Tenace (c), Claudell Washington (of)
1976 Rollie Fingers (p), Phil Garner (2b)
1977 Wayne Gross (3b)
1978 Matt Keough (p)

1979 Jeff Newman (c)
1980 Rickey Henderson (of)
1981 Tony Armas (of), Mike Norris (p)
1982 Billy Martin (manager), Art Fowler (coach), Jackie Moore (coach), Rickey Henderson (of)*
1983 Rickey Henderson (of)
1984 Bill Caudill (p), Rickey Henderson (of), Jackie Moore (coach)
1985 Jay Howell (p)
1986 Jose Canseco (of)
1987 Tony La Russa (coach), Rene Lachemann (coach), Jay Howell (p), Mark McGwire (1b)
1988 Jose Canseco (of)*, Dennis Eckersley (p), Carney Lansford (3b), Mark McGwire (1b)*, Terry Steinbach (c)*
1989 Tony La Russa (manager), Dave Duncan (coach), Art Kusnyer (coach), Jose Canseco (of)***, Mark McGwire (1b)*, Mike Moore (p), Terry Steinbach (c)*, Dave Stewart (p)*
1990 Tony La Russa (manager), Dave Duncan (coach), Dave McKay (coach), Jose Canseco (of)*, Dennis Eckersley (p), Rickey Henderson (of)*, Mark McGwire (1b)*, Bob Welch (p)*
1991 Tony La Russa (manager), Dave Duncan (coach), Rene Lachemann (coach), Tommie Reynolds (coach), Harold Baines (of), Dennis Eckersley (p), Dave Henderson (of)*, Rickey Henderson (of)*, Mark McGwire (1b)**
1992 Jose Canseco (of)***, Dennis Eckersley (p), Mark McGwire (1b)*
1993 Terry Steinbach (c)
1994 Ruben Sierra (of)
1995 Mark McGwire (1b)***, Steve Ontiveros (rhp)
1996 Mark McGwire (1b)
1997 Mark McGwire (1b)
1998 Art Howe (coach), Ben Grieve (of)
1999 John Jaha (1b)
2000 Jason Giambi (1b)*, Tim Hudson (rhp), Jason Isringhausen (rhp)
2001 Jason Giambi (1b)
2002 Miguel Tejada (ss), Barry Zito (lhp)
2003 Ramon Hernandez (c), Keith Foulke (rhp), Mark Mulder (lhp), Barry Zito (lhp)*****
2004 Mark Mulder (lhp)*, Tim Hudson (rhp)***
2005 Justin Duchscherer (rhp), Ken Macha (coach)
2006 Barry Zito (lhp)
2007 Dan Haren (rhp)*
2008 Justin Duchscherer (rhp)
2009 Andrew Bailey (rhp)
2010 Andrew Bailey (rhp), Trevor Cahill (rhp)*****, Bob Geren (coach)
2011 Gio Gonzalez (lhp)
2012 Ryan Cook (rhp), Bob Melvin (coach)

* All-Star Game Starters

** Elected Starter, Injured

*** Injured, did not play

**** Second game addition

***** Ineligible List, did not play

OAKLAND ATHLETICS IN SEASON OPENERS

Year	Date	Opponent	W-L	Score	WP	LP	Attendance
1968	April 10	at Baltimore	L	1-3	Phoebus	Hunter	22,050
1969	April 8	Chicago	W	5-2	Odom	Peters	23,610
1970	April 7	at Kansas City	W	6-4	Odom	Bunker	18,127
1971	April 5	at Washington	L	0-8	Bosman	Blue	45,061
1972	April 15	Minnesota	W	4-3 (11)	Locker	LaRoche	9,912
1973	April 6	Minnesota	L	3-8	Blyleven	Hunter	37,972
1974	April 4	at Texas	W	7-2	Hunter	Bibby	21,907
1975	April 8	Chicago	W	3-2	Blue	Wood	17,474
1976	April 9	at California	W	5-2	Torrez	Tanana	30,094
1977	April 9	Minnesota	W	7-4	Torrez	Schuler	12,562
1978	April 7	at California	L	0-1	Tanana	Langford	29,194
1979	April 6	Minnesota	L	3-5	Goltz	Langford	10,387
1980	April 10	Minnesota	L	7-9 (12)	Corbett	McCatty	24,415
1981	April 9	at Minnesota	W	5-1	Norris	Koosman	42,658
1982	April 6	California	W	3-2 (11)	Jones	Aase	48,348
1983	April 4	Cleveland	L	5-8	Sutcliffe	Langford	34,831
1984	April 3	Milwaukee	W	6-5	Burgmeier	Fingers	45,398
1985	April 9	at Seattle	L	3-6	Moore	Codioli	37,161
1986	April 8	Minnesota	L	2-3	Viola	Codioli	44,726
1987	April 7	at Minnesota	L	4-5 (10)	Frazier	Krueger	43,548
1988	April 4	Seattle	W	4-1	Stewart	Langston	45,333
1989	April 3	Seattle	W	3-2	Stewart	Langston	46,163
1990	April 9	Minnesota	W	8-3	Stewart	Anderson	45,207
1991	April 9	Minnesota	W	7-2	Stewart	Morris	44,373
1992	April 6	Kansas City	W	5-3	Honeycutt	Aquino	44,078
1993	April 5	Detroit	W	9-4	Welch	Moore	43,370
1994	April 5	at Milwaukee	L	7-11	Kiefer	Ontiveros	52,012
1995	April 26	at Toronto	L	1-13	Cone	Stewart	50,426
1996	April 1	vs. Toronto*	L	6-9	Hanson	Reyes	7,292
1997	April 2	Cleveland	L	7-9	Kline	Wengert	41,332
1998	April 1	Boston	L	0-2	Martinez	Candiotti	36,915
1999	April 4	New York	W	5-3 (8)	Mathews	Stanton	46,380
2000	April 3	Detroit	L	4-7	Nomo	Appier	53,498
2001	April 2	at Seattle	L	4-5	Rhodes	Mecir	45,911
2002	April 1	Texas	W	8-3	Mulder	Park	43,908
2003	April 1	Seattle	W	5-0	Hudson	Garcia	41,723
2004	April 5	Texas	W	5-4	Bradford	Nelson	45,122
2005	April 4	at Baltimore	L	0-4	Lopez	Zito	48,271
2006	April 3	New York	L	2-15	Johnson	Zito	35,077
2007	April 2	at Seattle	L	0-4	Hernandez	Haren	46,002
2008	March 25	vs. Boston**	L	5-6 (10)	Okajima	Street	44,628
2009	April 6	at Los Angeles	L	0-3	Saunders	Braden	43,220
2010	April 5	Seattle	L	3-5	League	Ziegler	30,686
2011	April 1	Seattle	L	2-6	Hernandez	Breslow	36,067
2012	March 28	vs. Seattle**	L	1-3	Wilhelmson	Carignan	44,227

*Las Vegas, Nev.

**Tokyo, Japan

Overall Record: 20-25 (Oakland 16-11, Road 4-11, Tokyo 0-2, Las Vegas 0-1)

OAKLAND A'S OPENING DAY TRIVA

Youngest Opening Day Starters

Claudell Washington, LF (1975)	20 yrs, 220 days
Rickey Henderson, LF (1980)	21 yrs, 106 days
Eric Chavez, 3B (1999)	21 yrs, 119 days
Claudell Washington, RF (1976)	21 yrs, 221 days
Vida Blue, P (1971)	21 yrs, 251 days
Jose Canseco, LF (1986)	21 yrs, 280 days
Reggie Jackson, RF (1968)	21 yrs, 327 days
Ben Grieve, RF (1998)	21 yrs, 332 days

Oldest Opening Day Starters

Reggie Jackson, DH (1987)	40 yrs, 324 days
Tom Candiotti, P (1998)	40 yrs, 213 days
Joe Morgan, 2B (1984)	40 yrs, 196 days
Tony Phillips, 2B (1999)	39 yrs, 344 days
Randy Velarde, 2B (2002)	39 yrs, 128 days
Rickey Henderson, LF (1998)	39 yrs, 97 days
Don Baylor, DH (1988)	38 yrs, 281 days
Mike Piazza, DH (2007)	38 yrs, 209 days
Dave Stewart, P (1995)	38 yrs, 66 days

OAKLAND A'S OPENING DAY LINEUPS

1968

Campaneris . . . SS
R. Jackson . . . RF
Bando 3B
Webster 1B
Donaldson . . . 2B
Pagliaroni . . . C
Gosger LF
Monday CF
Hunter P

1969

Campaneris . . . SS
R. Jackson . . . RF
Hershberger . . LF
Bando 3B
Cater 1B
Green 2B
Monday CF
Duncan C
Odom P

1970

Campaneris . . . SS
Monday CF
F. Alou LF
R. Jackson . . . RF
Bando 3B
Mincher 1B
Green 2B
Fernandez . . . C
Odom P

1971

Campaneris . . . SS
F. Alou LF
R. Jackson . . . RF
Mincher 1B
Bando 3B
Monday CF
Duncan C
Green 2B
Blue P

1972

Campaneris . . . SS
Rudi LF
R. Jackson . . . RF
Bando 3B
Epstein 1B
B. Brooks CF
Duncan C
Green 2B
Holtzman P

1973

North DH
Maxvill SS
Rudi LF
R. Jackson . . . RF
Bando 3B
Tenace 1B
Conigliaro . . . CF
Fosse C
Green 2B
Hunter P

1974

North CF
Campaneris . . . SS
Bando 3B
R. Jackson . . . RF
Tenace 1B
Rudi LF
D. Johnson . . . DH
Fosse C
Green 2B
Hunter P

1975

North CF
Campaneris . . . SS
Bando 3B
R. Jackson . . . RF
Rudi 1B
B. Williams . . . DH
Tenace C
C. Washington . LF
Garner 2B
Blue P

1976

North CF
Campaneris . . . SS
C. Washington . RF
Baylor 1B
Rudi LF
Bando 3B
Tenace C
B. Williams . . . DH
Garner 2B
M. Torrez P

1977

North CF
Scott 2B
Page LF
Allen 1B
Sanguillen . . . C
Gross 3B
E. Williams . . . DH
Armas RF
Picciolo SS
M. Torrez P

1978

Dilone LF
North CF
Thomasson . . . 1B
Armas RF
G. Alexander . . DH
Essian C
Gross 3B
Guerrero SS
Staggs 2B
Langford P

1979

Burke LF
Dilone RF
Page DH
Newman C
Revering 1B
Edwards 2B
Armas CF
Kluttz 3B
Picciolo SS
Langford P

1980

Henderson LF
Murphy CF
Heath C
Newman 1B
Essian DH
Armas RF
Guerrero SS
Kluttz 3B
Picciolo 2B
Langford P

1981

Henderson LF
Murphy CF
C. Johnson . . . DH
Armas RF
Heath C
Newman 1B
Babitt 2B
McKay 3B
Picciolo SS
Norris P

1982

Henderson LF
Murphy CF
Meyer DH
Armas RF
Gross 3B
Spencer 1B
Lopes 2B
Kearney C
Stanley SS
Langford P

1983

Henderson LF
Davis RF
Lansford 3B
Murphy CF
Burroughs . . . DH
Moore 1B
Lopes 2B
Kearney C
Phillips SS
Langford P

1984

Henderson LF
Murphy CF
Morgan 2B
Lansford 3B
Bochte 1B
Kingman DH
Davis RF
Heath C
Hill SS
McCatty P

1985

Collins LF
Lansford 3B
Murphy CF
Kingman DH
Bochte 1B
Heath C
Davis RF
Hill 2B
Griffin SS
Codirol P

1986

Phillips 2B
Murphy CF
Baker DH
Kingman 1B
Canseco LF
Lansford 3B
Davis RF
Griffin SS
Tettleton C
Codirol P

1987

Davis RF
Phillips 2B
Lansford 3B
Canseco LF
Jackson DH
Murphy CF
R. Nelson 1B
Tettleton C
Griffin SS
Young P

1988

Phillips 2B
Lansford 3B
Canseco RF
McGwire 1B
Parker LF
Henderson CF
Baylor DH
Steinbach C
Weiss SS
Stewart P

1989

Phillips LF
D. Henderson . . CF
Lansford 3B
McGwire 1B
Steinbach C
Parker DH
Hubbard 2B
Javier RF
Weiss SS
Stewart P

1990

R. Henderson . . LF
Lansford 3B
Canseco RF
McGwire 1B
D. Henderson . . CF
Steinbach C
Javier DH
Gallego 2B
Weiss SS
Stewart P

1991

R. Henderson . . LF
D. Henderson . . CF
Canseco RF
Baines DH
Steinbach C
McGwire 1B
Riles 3B
Weiss SS
Gallego 2B
Stewart P

1992

R. Henderson . . LF
Wilson CF
Canseco RF
Baines DH
McGwire 1B
Steinbach C
Lansford 3B
Bordick SS
Blankenship . . 2B
Stewart P

1993

R. Henderson . . . LF
 D. Henderson . . . CF
 Sierra RF
 McGwire 1B
 Neel DH
 Steinbach C
 Browne 3B
 Bordick SS
 Blankenship . . . 2B
 Welch P

1994

Henderson LF
 Javier CF
 Sierra RF
 McGwire 1B
 Gates 2B
 Neel DH
 Steinbach C
 Brosius 3B
 Bordick SS
 Witt P

1995

Henderson LF
 Javier CF
 Berroa DH
 Sierra RF
 McGwire 1B
 Steinbach C
 Brosius 3B
 Gallego 2B
 Bordick SS
 Stewart P

1996

Young CF
 Gates 2B
 Giambi 1B
 Berroa DH
 Plantier LF
 Muñoz RF
 Steinbach C
 Lovullo 3B
 Bordick SS
 Reyes P

1997

Batista SS
 Brosius 3B
 Canseco RF
 McGwire 1B
 Berroa DH
 Giambi LF
 Young CF
 Spiezio 2B
 Williams C
 Prieto P

1998

Henderson LF
 Magadan 3B
 Grieve RF
 Stairs DH
 Giambi 1B
 Spiezio 2B
 Hinch C
 McDonald CF
 Bournigal SS
 Candiotti P

1999

Phillips 2B
 McDonald CF
 Giambi DH
 Stairs RF
 Jaha 1B
 Grieve LF
 Chavez 3B
 Hinch C
 Tejada SS
 Heredia P

2000

Becker CF
 Tejada SS
 Giambi, Ja. . . . 1B
 Jaha DH
 Stairs RF
 Grieve LF
 Hernandez C
 Chavez 3B
 Menechino . . . 2B
 Appier P

2001

Damon LF
 Ortiz 2B
 Giambi, Ja. . . . 1B
 Saenz DH
 Chavez 3B
 Tejada SS
 Long CF
 Giambi, Je. . . . RF
 Hernandez C
 Prieto P

2002

Giambi, Je. . . . LF
 Velarde 2B
 Hatteberg DH
 Justice RF
 Chavez 3B
 Tejada SS
 Long CF
 Hernandez C
 Pena 1B
 Mulder P

2003

Ellis 2B
 Hatteberg 1B
 Tejada SS
 Chavez 3B
 Dye RF
 Durazo DH
 Long LF
 Hernandez C
 Singleton CF
 Hudson P

2004

Kotsay CF
 Kietly LF
 Chavez 3B
 Dye RF
 Durazo DH
 Karros 1B
 Crosby SS
 Miller C
 Scutaro 2B
 Hudson P

2005

Kotsay CF
 Kendall C
 Chavez 3B
 Durazo DH
 Hatteberg 1B
 Byrnes LF
 Crosby SS
 Swisher RF
 Ellis 2B
 Zito P

2006

Ellis 2B
 Kotsay CF
 Crosby SS
 Chavez 3B
 Thomas DH
 Bradley RF
 Payton LF
 Kendall C
 Swisher 1B
 Zito P

2007

Kendall C
 Stewart LF
 Bradley CF
 Piazza DH
 Chavez 3B
 Swisher 1B
 Crosby SS
 Buck RF
 Ellis 2B
 Haren P

2008

Buck RF
 Ellis 2B
 Barton 1B
 Cust DH
 Brown LF
 Crosby SS
 Hannahan 3B
 Suzuki C
 R. Sweeney . . . CF
 Blanton P

2009

Sweeney CF
 Cabrera SS
 Giambi DH
 Holliday LF
 Garciaparra . . . 1B
 Chavez 3B
 Suzuki C
 Cust RF
 Ellis 2B
 Braden P

2010

Davis CF
 Barton 1B
 Sweeney RF
 Kouzmanoff . . . 3B
 Suzuki C
 Chavez DH
 Ellis 2B
 Buck LF
 Pennington . . . SS
 Sheets P

2011

Crisp CF
 Barton 1B
 DeJesus RF
 Willingham . . . LF
 Matsui DH
 Suzuki C
 Ellis 2B
 Kouzmanoff . . . 3B
 Pennington . . . SS
 Cahill P

2012

Weeks 2B
 Pennington . . . SS
 Crisp LF
 Smith DH
 Suzuki C
 Reddick RF
 Céspedes CF
 Allen 1B
 Sogard 3B
 McCarthy P

OAKLAND A'S OPENING DAY TRIVIA**Most Starts**

12 Rickey Henderson
 11 Eric Chavez
 9 Sal Bando
 Reggie Jackson
 Carney Lansford
 Mark McGwire
 Terry Steinbach
 8 Bert Campaneris
 Mark Ellis
 Dwayne Murphy

Most Starts by Position

P: Stewart 6, Langford, 5, Hunter 3, Hudson 3
 C: Steinbach 9, Suzuki 5, Heath 4,
 Hernandez 4
 1B: McGwire 9, Giambi 4, **Barton 3**
 2B: Ellis 8, Green 6, Phillips 4
 3B: Chavez 10, Bando 9, Lansford 9
 SS: Campaneris 8, Bordick 5, Tejada 5,
 Crosby 5
 LF: Henderson 12, Rudi 4, three with 2
 CF: Murphy 8, North 5, D. Henderson 5
 RF: Jackson 8, Armas 5, Canseco 5, Davis 5
 DH: Berroa 3, Durazo 3, five with 2

Most Consecutive Starts

P: 5 Stewart (1988-92)
 C: 9 Steinbach (1988-96)
 1B: 8 McGwire (1988-95)
 2B: 7 Ellis (2005-11)
 3B: 9 Bando (1968-76), Chavez (1999-2007)
 SS: 5 Campaneris (1968-72), Bordick
 (1992-96), Tejada (1999-03), Crosby
 (2004-08)
 LF: 6 Henderson (1990-95)
 CF: 8 Murphy (1980-87)
 RF: 8 Jackson (1968-75)
 DH: 3 Berroa (1995-97), Durazo (2003-05)

THE CHAMPIONSHIP YEARS

1910: Finished with a 102-48 record and outdistanced the New York Highlanders by 14.5 games in the American League standings... defeated the Chicago Cubs in five games to win the first of five World Championships in Philadelphia...102 wins set a new American League record...opened the season in Washington in a game attended by President William Howard Taft, who honored the game by throwing out the first ball, setting a precedent which was followed by each of his successors until the Senators left Washington following the 1971 season...the pitching staff, headlined by Jack Coombs, Chief Bender, Cy Morgan and Eddie

Plank, finished with a 1.79 ERA... Coombs emerged as the ace of the pitching staff and finished with a 31-9 record and a 1.30 ERA, including 13 shutouts...compiled a 46-inning scoreless streak during the season...the infield of Stuff McInnis, Eddie Collins, Jack Barry, and Frank Baker would become known as the "\$100,000 Infield"...won the first three games of the World Series before the Cubs took game four, 4-3 in 10 innings...Coombs won his third game of the series in Game 5, out pitching Mordecai Brown to lift the A's to their first world title.

1911: Dominated the American League for the second straight season, finishing with a 101-50 record...defeated the New York Giants in six games to capture a second straight world championship...offense was paced by Eddie Collins, Frank Baker, Stuff McInnis, Eddie Murphy and Bris Lord...Baker captured the American League home run title with 11 round trippers, earning him the nickname "Home Run" Baker...clinched the pennant on Sept. 26 with an 11-5 win over Detroit at Shibe Park, as Baker hit two doubles and two home runs...faced the New York Giants in the World Series in a rematch of the 1905 Fall Classic, won by the Giants...Christy Mathewson and Chief Bender square-off in Game 1, just as they did in the 1905 Series finale...a run-scoring double by New York's Josh Devore in the seventh inning breaks a 1-1 tie as the Giants capture the first game...the A's won Game 2, 3-1, behind the pitching of Eddie Plank and a home run by Baker...A's took a 2-1 lead in the series by winning Game 3, 3-2 in 11 innings at the Polo Grounds...after heavy rains forced postponement of the series for a week, the A's captured Game 4 at Shibe Park, 4-2, as Bender outdueled Mathewson...the Giants staved off elimination by winning Game 5 at the Polo Grounds, 4-3 in 10 innings...the A's routed the Giants, 13-2 in Game 6 to capture their second straight World Series title.

1911 World Champion Philadelphia Athletics



1911 PHILADELPHIA ATHLETICS – Front row: Topsy Hartsel, Doc Martin, Dave Danforth, Louis Van Zeldt (mascot), Stuff McInnis, Eddie Collins, Jack Barry; Row two: Rube Oldring, Bris Lord, Danny Murphy, Manager Connie Mack, Eddie Plank, Jack Lapp, Amos Strunk; Top row: Harry Davis, Frank Baker, Jack Coombs, Harry Krause, Ira Thomas, Chief Bender, Claude Derrick, Cy Morgan, Padding Livingston

1910 World Champion Philadelphia Athletics



1910 PHILADELPHIA ATHLETICS – Front row: Topsy Hartsel, Stuff McInnis, Tom Atkins, Harry Krause, bat boy Louis Van Zelt, Jim Dygert, Eddie Collins, Jack Barry and Pat Livingston; Second row: Rube Oldring, Bris Lord, Danny Murphy, Manager Connie Mack, Eddie Plank, Jack Lapp and Amos Strunk; Top row: Harry Davis, Frank Baker, Jack Coombs, Ira Thomas, Chief Bender, Ben Hauser, Claude Derrick, Cy Morgan and Pat Donohue.

1913: The Athletics post a 96-57 regular season record and outdistanced Washington by six and a half games to reclaim the American League pennant...defeated the New York Giants in five games to capture their third World Series title in four years...moved into first place in April and stayed atop the AL standings the rest of the way...Jack Coombs, three years removed from a 31-win season, missed the entire campaign with typhoid fever...Chief Bender (21-10), Eddie Plank (18-10), Boardwalk Brown (17-11), Byron "Duke" Houck (14-6) and rookie "Bullet" Joe Bush (14-6) anchored the pitching staff...the "\$100,000 Infield" turned in another solid season...Frank Baker hit .336

to go along with an American League-best 12 home runs and 117 RBI... Stuffey McInnis hit .324 with 90 RBI, Collins finished with a .345 average while Barry batted .275...the Athletics and Giants split the first two games of the series before the A's win Games 3, 4 and 5 to capture their third World Series title.

1929: Behind a high-powered offense that featured six .300 hitters and the league's best pitching staff paced by Lefty Grove and George Earnshaw, the A's finish with a 104-46 record and capture the American League pennant by 18 games over the New York Yankees...defeat the Chicago Cubs in five games to win their fourth

World Series title...the championship is the culmination of a long journey back to the top of the baseball world for Connie Mack's club...after winning the 1914 pennant, the A's spent the next seven seasons in the AL cellar before finishing seventh in 1922...finished sixth in 1923, fifth in '24, second in '25, third in '26 and second in '27 and '28 before winning the pennant in 1929...Al Simmons leads the American League with 157 RBI and finishes second with a .365 batting average...Jimmie Foxx hits .354 with 33 home runs while catcher Mickey Cochrane finishes with a .331 average...Bing Miller (.335), Jimmy Dykes (.327) and Mule Haas (.313) also top the .300 mark for the season... Earnshaw (24-8, 3.29) and Grove (20-6, 2.81) combine for 44 wins.

1930: After posting a 102-52 regular season record, the Athletics successfully defend their World Championship by defeating a hard-nosed St. Louis Cardinals team in six games...offensively, Al Simmons leads the AL with a .381 average to go along with 36 home runs...Jimmie Foxx hits .335 and his 37 home runs rank tied for third in the league behind Babe Ruth (49) and Lou Gehrig (41)...Mickey Cochrane finishes the year with a .357 average...Lefty Grove posts a 28-5 record to go along with a 2.54 ERA while George Earnshaw finishes with a 22-13 record and a 4.44 ERA...the 1931 Athletics won a franchise record 107 games, but were denied a third straight championship after losing to the St. Louis Cardinals in a seven-game World Series...after finishing second in 1932 and third in 1933, the A's would average 92 losses a season for the next 21 years before relocating to Kansas City for the 1955 season.

1972: The Swingin' A's finished with a 93-62 regular season record and held off the Chicago White Sox to capture a second straight American League West title...defeated the Detroit Tigers in five games in the American League Championship Series to advance to the World Series, where they defeated the heavily-favored Cincinnati Reds in seven games...the pitching staff, led by Jim "Catfish" Hunter (21-7), Ken Holtzman (19-11), John "Blue Moon" Odom (15-6) and closer Rollie Fingers (11-9, 21 saves), finished second in the American League with a 2.58

ERA...a contract dispute forced Vida Blue, who won both the AL Cy Young Award and league MVP honors a year before, to miss spring training and he did not make his first start until May 28th...led by Mike Epstein (26) and Reggie Jackson (25), the A's led the American League with 134 home runs...Jackson tore a hamstring muscle in the fifth game of the ALCS vs. Detroit and was sidelined for the World Series...Gene Tenace, who hit just .225 with five home runs during the regular season, hits a then-Fall Classic record four home runs to go along with a .348 average to earn World Series MVP honors.

1913 World Champion Philadelphia Athletics



1913 PHILADELPHIA ATHLETICS – Front row: Byron Houck, Eddie Murphy, Eddie Plank, Amos Strunk, Danny Murphy, Jimmy Walsh, John Taff; Middle row: Tom Daley, Wally Schang, Jack Lapp, Boardwalk Brown, Chief Bender, Weldon Wyckoff, Harry Davis, Billy Orr; Top row: Joe Bush, Stuffey McInnis, Jack Barry, Eddie Collins, Frank Baker, Manager Connie Mack, Rube Oldring, Ira Thomas

1929 World Champion Philadelphia Athletics



1929 PHILADELPHIA ATHLETICS – Front row: Mule Haas, Joe Boley, Homer Summa, Walter French, Carroll Yerkes, Earl Mack, Eddie Collins, Jim Cronin, Sammy Hale, Max Bishop; Middle row: Charlie Perkins, Eddie Rommel, Jimmy Foxx, Trainer E.E. Ebling, Business Manager R. Von Ohl, Manager Connie Mack, President Thomas Shibe, Kid Gleason, Howard Ehmke, Jimmy Dykes, Mickey Cochrane; Top row: Bill Shores, Bevo Lebourveau, George Burns, Lefty Grove, Rube Walberg, Steve Pflueger, George Earnshaw, Al Simmons, Bing Miller, Bill Breckinridge, Jack Quinn

The Championship Years, continued

1973: The A's claim their third straight AL West title with a 94-68 record and dispatch the Baltimore Orioles to win a hard-fought five-game ALCS...defeat the New York Mets in seven games to capture a second straight World Championship...Reggie Jackson leads the American League in home runs (32) and RBI (117) and hits .293 to earn AL MVP honors...after hitting just .143 against Baltimore in the ALCS, Jackson earns World Series MVP honors after hitting .310 with three doubles, a triple and a home run against the Mets...third baseman Sal Bando hits .287 with 29 home runs and 98 RBI while playing all 162 games at third base...All-Star short-stop Campy Campaneris reaches the

150-hit plateau for the second consecutive season and for the sixth time in 10 years...hit .333 vs. Baltimore and set then-ALCS records for total bases (14) and stolen bases (3) and ties an ALCS record with two home runs...hit .290 with six runs, three stolen bases, a triple and home run vs. the Mets in the World Series... Dick Green bounces back from an injury-plagued 1972 campaign to set a then-Oakland record for highest fielding percentage by a second baseman (.988)...Bill North, acquired in a trade with the Cubs in the off-season, emerges as the A's everyday center fielder, but a late season ankle injury forces him to miss both the ALCS and World Series...catcher Ray Fosse is acquired from Cleveland during spring training and establishes career highs in games played (143), at bats (492), doubles (23) and triples (2)...pitching staff is paced by 20-game winners Catfish Hunter (21-5), Ken Holtzman (21-13) and Vida Blue (20-9)...Hunter posts his third straight 21-win season despite missing a month of the season with an injury...strung together 13-straight victories from June 2 to September 5... Hunter posted two wins over Baltimore in the ALCS, including a 3-0 shutout in Game 5...he kept his record perfect in World Series play, winning Game 6 against the Mets...Holtzman wins seven games in the month of May and finishes with four shutouts among his 16 complete games...after a slow start, Blue wins 11 of his last 13 decisions down the stretch to notch his second 20-win season in just his third full Major League season...Blue tossed a team-high four shutouts during the season... Manager Dick Williams resigns shortly after the season after failing to come to terms on a new contract.



1930 PHILADELPHIA ATHLETICS – Front row: Joe Boley, Max Bishop, Jimmy Dykes, Eddie Collins, Manager Connie Mack, Kid Gleason, Eddie Rommel, Al Simmons, Mickey Cochrane; Middle row: Ralph Perkins, Frank Higgins, Homer Summa, Jimmy Foxx, Dibrell Williams, Bing Miller, Lefty Grove, Jimmy Moore, Charlie Perkins; Top row: Trainer Dr. E. E. Ehling, Leroy Mahaffey, George Ernschaw, George Haas, William Shores, Wally Schang, Coach Earl Mack and Jack Quinn

1972 World Champion Oakland Athletics



1972 OAKLAND A's – Front row: Matty Alou, Mike Hegan, bat boy Ron Peraldi, Tim Cullen, Dick Green; Second row: Travelling secretary Tom Corwin, Bert Campaneris, Angel Mangual, Coach Jerry Adair, Coach Bill Posedel, Manager Dick Williams, Coach Vern Hoscheit, Coach Irv Noren, John "Blue Moon" Odom, Ted Kubiak; Third row: Trainer Joe Romo, Reggie Jackson, Gonzalo Marquez, Joe Horlen, Darold Knowles, Gene Tenace, Dal Maxvill, Sal Bando, Dave Hamilton, Vida Blue, Frank Ciensczyk; Fourth row: Joe Rudi, Don Mincher, Ken Holtzman, Rollie Fingers, George Hendrick, Bob Locker, Mike Epstein, Dave Duncan, Jim "Catfish" Hunter

1974: Under new manager Alvin Dark, the A's defeat the Los Angeles Dodgers to claim their third straight World Series...finish the regular season with a 90-72 record and win their fourth straight AL West title by five games over Texas...defeat the Baltimore Orioles in a four-game ALCS to set up the first ever All-California World Series against the Dodgers...Catfish Hunter captures the American League Cy Young Award after winning a career high 25 games to go along with a 2.49 ERA... Rollie Fingers makes a career high 76 appearances to set a then-Oakland record...he was named World Series MVP after chalking up a win, two saves and a 1.93 ERA in four appearances...Fingers earned the win in Game 1 as he worked 4.1 innings in relief of Ken Holtzman...Campy Campaneris hits a career high .290

and steals over 30 bases for the 10th straight season...Campy batted .353 in five World Series games against the Dodgers...Joe Rudi led the AL in doubles (39) and total bases (287) while finishing third in RBI (99), fourth in slugging (.484) and fifth in hits (174)...Sal Bando finishes second in the American League with 103 RBI...he hit game winning home runs in the second and third games of the ALCS vs. Baltimore...Reggie Jackson starts the season by batting .399 with 15 home runs and 42 RBI over the first 50 games...he made his fifth All-Star Game appearance in six years and amassed over 3.5 million votes in the fan balloting, nearly 800,000 more than runner up Hank Aaron...after a blazing start, Jackson hits just .239 with 14 home runs and 51 RBI over the final 104 games of the season... Claudell Washington made the jump from Double A to appear in 73 games and is named to Topps Rookie All-Star Team.



1973 OAKLAND A's – Front row: Reggie Jackson, Jim “Catfish” Hunter, Pat Bourque, batboy Ron Pieraldi, Dick Green, Vic Davalilo, Billy North; Second row: Bert Campaneris, Vida Blue, Paul Lindblad, Coach Jerry Adair, Coach Vern Hoscheit, Manager Dick Williams, Coach Irv Noren, Coach Wes Stock, Sal Bando, Gene Tenace; Third row: Trainer Joe Romo, traveling secretary Jim Bank, Angel Mangual, Jesus Alou, Joe Rudi, John “Blue Moon” Odom, Mike Andrews, Ted Kubiak, equipment manager Frank Cienczyk; Fourth Row: Horacio Pina, Ken Holtzman, Deron Johnson, Rollie Fingers, Billy Conigliaro, Ray Fosse, Darold Knowles and Allan Lewis

1989: The A's posted a regular season mark of 99-63 and finished seven games ahead of Kansas City in the American League West Division...defeated Toronto in five games to win a second straight American League pennant...swept the San Francisco Giants in the “Battle of the Bay” World Series, which will always be remembered for the devastating earthquake that struck on Oct. 17 at 5:04 pm, just minutes before the first pitch of Game 3 at Candlestick Park...for the second straight season, won more regular season games than any team in the Majors... never led the AL West by more than 4.5 games until the final week and never were more than three games out of the division lead...were an injury-plagued team for the first four months of the season as 11 different players spent time on the disabled list, including Jose Canseco, Mark McGwire, Storm Davis, Walt Weiss, Dennis Eckersley and Bob Welch...pitching staff posted the lowest ERA in the American League (3.09) for the second straight season... tossed a Major League-best 20 shutouts on the year...starting pitchers Dave Stewart (21-9), Mike Moore (19-11), Storm Davis (19-7) and Bob Welch (17-8)—combined for a 76-35 record with a 3.25 ERA...Stewart became the first pitcher to string together three 20-win seasons since Hall of Famer Jim Palmer accomplished the feat from 1975-78...became just the second player in Oakland history to reel off three straight 20-win seasons...was the first since

Catfish Hunter won 20 or more games during a four year stretch from 1971-74...was 4-0 in four postseason starts and earned World Series MVP honors...third baseman Carney Lansford set an Oakland single-season record with a .336 batting average, which was the second best mark in the AL...offense received a tremendous boost when the team reacquired Oakland native Rickey Henderson in a trade with the New York Yankees on June 20th...Henderson hit .294 and reached base safely in 80 of the 85 games he played with Oakland down the stretch...tied Wade Boggs for the AL lead in runs scored (113) and topped the loop with a career high 126 walks...was named ALCS MVP after hitting .400 with 15 total bases, eight runs scored, five RBI



1974 OAKLAND A's – Front row: Jim “Catfish” Hunter, Dal Maxvill, Angel Mangual, Jim Holt; Second row: Bert Campaneris, Paul Lindblad, Vida Blue, Coach Bob Hofman, Coach Bobby Winkles, Manager Alvin Dark, Coach Wes Stock, Coach Jerry Adair, Sal Bando, Ted Kubiak, Billy North; Third row: Trainer Joe Romo, Traveling secretary Jim Bank, Herb Washington, Reggie Jackson, Jesus Alou, Dave Hamilton, Glenn Abbott, Joe Rudi, Ray Fosse, Dick Green, Phil Garner, Equipment manager Frank Cienczyk; Top row: Claudell Washington, Gene Tenace, Larry Haney, Ken Holtzman, Rollie Fingers, John “Blue Moon” Odom, Darold Knowles

The Championship Years, continued

and seven walks in five games vs. the Blue Jays...hit a combined .441 in nine postseason games...Dave Parker topped the team with 97 RBI to go along with 22 home runs... McGwire ranked third in the AL with 33 home runs and ranked 10th in RBI (95)...Mike Gallego, who was thrust into the starting shortstop's role with Weiss sidelined for 65 games with an injury, finished the season with career highs in virtually every offensive category, including average (.252), runs (45), hits (90) home runs (3) and RBI (30)...Canseco, who won AL MVP honors the year before, missed the first 88 games of the season due to a stress fracture of the hook of the hamate bone in his left hand...despite missing the first half of the season, still managed to finish third on the team in homers (17) and fourth in RBI (57)...hit a tremendous home run in Game 4 of the ALCS off Mike Flanagan, a blast that carried into the fifth deck in Toronto's SkyDome.



1989 OAKLAND A's – In front: Bat Boy *Tori Lewis*, Bat Boy *Evan Mattrai*, Bat Boy *Brian Caskey*; Front row: *Mike Gallego*, *Jim Corsi*, *Felix Jose*, Hitting Coach *Merv Rettenmund*, First Base Coach *Dave McKay*, Third Base Coach *Rene Lachemann*, Manager *Tony La Russa*, Pitching Coach *Dave Duncan*, Bullpen Coach *Art Kusnyer*, Bench Coach *Tommy Reynolds*, *Glenn Hubbard*, *Matt Sinatro*, *Luis Polonia*, *Stan Javier*; Second row: *Traveling Secretary Mickey Morabito*, Equipment manager *Frank Ciensczyk*, *Jose Canseco*, *Storm Davis*, *Dennis Eckersley*, *Bob Welch*, *Carney Lansford*, *Mark McGwire*, *Eric Plunk*, *Dave Parker*, Trainer *Barry Weinberg*, Assistant Trainer *Larry Davis*; Top row: *Tony Phillips*, *Todd Burns*, *Brian Snyder*, *Dave Henderson*, *Ron Hassey*, *Greg Cadaret*, *Mike Moore*, *Dave Stewart*, *Walt Weiss*, *Gene Nelson*, *Terry Steinbach*, *Rick Honeycutt*, *Curt Young*

ALL-TIME POSTSEASON RESULTS

AMERICAN LEAGUE DIVISION SERIES

Year	Date	Site	W/L	Score	Winner	Loser	Save	Attendance
1981	10/6	at Kansas City	W	4-0	NORRIS	LEONARD		40,592
	10/7	at Kansas City	W	2-1	McCATTY	Jones		40,274
	10/9	at Oakland	W	4-1	Langford	Gura	Beard	40,002
2000	10/3	at Oakland	W	5-3	Heredia	Clemens	Isringhausen	47,360
	10/4	at Oakland	L	0-4	Pettitte	Applier	Rivera	47,860
	10/6	at New York	L	2-4	Hernandez	HUDSON	Rivera	56,606
	10/7	at New York	W	11-1	Zito	Clemens		56,915
	10/8	at Oakland	L	5-7	Stanton	Heredia	Rivera	41,170
2001	10/10	at New York	W	5-3	Mulder	Clemens	Isringhausen	56,697
	10/11	at New York	W	2-0	Hudson	Pettitte	Isringhausen	56,684
	10/13	at Oakland	L	0-1	Mussina	Zito	Rivera	55,861
	10/14	at Oakland	L	2-9	Hernandez	Lidle		43,681
	10/15	at New York	L	3-5	Stanton	Mulder	Rivera	56,642
2002	10/1	at Oakland	L	5-7	Radke	Lilly	Guardado	34,853
	10/2	at Oakland	W	9-1	Mulder	Mays		31,953
	10/4	at Minnesota	W	6-3	Zito	Reed	Koch	55,932
	10/5	at Minnesota	L	2-11	Milton	Hudson		55,960
	10/6	at Oakland	L	4-5	Radke	Mulder		32,146
2003	10/1	at Oakland	W	5-4 (12)	Harden	Lowe		50,606
	10/2	at Oakland	W	5-1	Zito	Wakefield		36,305
	10/4	at Boston	L	1-3 (11)	Williamson	Harden		35,460
	10/5	at Boston	L	4-5	Williamson	Foulke		35,048
	10/6	at Oakland	L	3-4	Martinez	Zito	Lowe	49,397

2006	Date	Site	W/L	Score	Winner	Losers	Save	Attendance
1	10/3	at Minnesota	W	3-2	Zito	Santana	Street	55,542
2	10/4	at Minnesota	W	5-2	Calero	Neshek	Street	55,710
3	10/6	Minnesota	W	8-3	Haren	Radke		35,694
2012	Date	Site	W/L	Score	Winner	Losers	Save	Attendance
1	10/6	at Detroit	L	1-3	Verlander	Parker	Valverde	43,323
2	10/7	at Detroit	L	4-5	Albuquerque	Balfour		40,684
3	10/9	Detroit	W	2-0	Anderson	Sanchez	Balfour	37,090
4	10/10	Detroit	W	4-3	Cook	Valverde		36,385
5	10/11	Detroit	L	0-6	VERLANDER	Parker		36,393

AMERICAN LEAGUE CHAMPIONSHIP SERIES

1971	Date	Site	W/L	Score	Winner	Losers	Save	Attendance
1	10/3	at Baltimore	L	3-5	McNally	Blue	Watt	42,621
2	10/4	at Baltimore	L	1-5	CUELLAR	HUNTER		35,003
3	10/5	at Oakland	L	3-5	PALMER	Segui		33,176
1972	Date	Site	W/L	Score	Winner	Losers	Save	Attendance
1	10/7	at Oakland	W	3-2 (11)	Fingers	Lolich		29,536
2	10/8	at Oakland	W	5-0	ODOM	Fryman		31,088
3	10/10	at Detroit	L	0-3	COLEMAN	Holtzman		41,156
4	10/11	at Detroit	L	3-4 (10)	Hiller	Horlen		37,615
5	10/12	at Detroit	W	2-1	Odom	Fryman	Blue	50,276
1973	Date	Site	W/L	Score	Winner	Losers	Save	Attendance
1	10/6	at Baltimore	L	0-6	PALMER	Blue		41,279
2	10/7	at Baltimore	W	6-3	Hunter	McNally	Fingers	48,425
3	10/9	at Oakland	W	2-1 (11)	HOLTZMAN	CUELLAR		34,467
4	10/10	at Oakland	L	4-5	Jackson	Fingers		27,497
5	10/11	at Oakland	W	3-0	HUNTER	Alexander		24,265
1974	Date	Site	W/L	Score	Winner	Losers	Save	Attendance
1	10/5	at Oakland	L	3-6	Cuellar	Hunter		41,609
2	10/6	at Oakland	W	5-0	HOLTZMAN	McNally		42,810
3	10/8	at Baltimore	W	1-0	BLUE	PALMER		32,060
4	10/9	at Baltimore	W	2-1	Hunter	Cuellar	Fingers	28,136
1975	Date	Site	W/L	Score	Winner	Losers	Save	Attendance
1	10/4	at Boston	L	1-7	TIANT	Holtzman		35,578
2	10/5	at Boston	L	3-6	Moret	Fingers	Drago	35,578
3	10/7	at Oakland	L	3-5	Wise	Holtzman	Drago	49,358
1981	Date	Site	W/L	Score	Winner	Losers	Save	Attendance
1	10/13	at New York	L	1-3	John	Norris	Gossage	55,740
2	10/14	at New York	L	3-13	Frazier	McCatty		48,497
3	10/15	at Oakland	L	0-4	Righetti	Keough		47,302
1988	Date	Site	W/L	Score	Winner	Losers	Save	Attendance
1	10/5	at Boston	W	2-1	Honeycutt	HURST	Eckersley	34,104
2	10/6	at Boston	W	4-3	Nelson	Smith	Eckersley	34,605
3	10/8	at Oakland	W	10-6	Nelson	Boddicker	Eckersley	49,261
4	10/9	at Oakland	W	4-1	Stewart	Hurst	Eckersley	49,406
1989	Date	Site	W/L	Score	Winner	Losers	Save	Attendance
1	10/3	at Oakland	W	7-3	Stewart	Stieb		49,435
2	10/4	at Oakland	W	6-3	Moore	Stottlemire	Eckersley	49,444
3	10/6	at Toronto	L	3-7	Key	Davis		50,268
4	10/7	at Toronto	W	6-5	Welch	Flanagan	Eckersley	50,076
5	10/8	at Toronto	W	4-3	Stewart	Stieb	Eckersley	50,024
1990	Date	Site	W/L	Score	Winner	Losers	Save	Attendance
1	10/6	at Boston	W	9-1	Stewart	Andersen		35,192
2	10/7	at Boston	W	4-1	Welch	Harris	Eckersley	35,070
3	10/9	at Oakland	W	4-1	Moore	BODDICKER	Eckersley	49,026
4	10/10	at Oakland	W	3-1	Stewart	Clemens	Honeycutt	49,052

All-Time Postseason Results, continued

1992	Date	Site	W/L	Score	Winner	Loser	Save	Attendance
1	10/7	at Toronto	W	4-3	Russell	MORRIS	Eckersley	51,039
2	10/8	at Toronto	L	1-3	Cone	Moore	Henke	51,114
3	10/10	at Oakland	L	5-7	Guzman	Darling	Henke	46,911
4	10/11	at Oakland	L	6-7 (11)	Ward	Downs	Henke	47,732
5	10/12	at Oakland	W	6-2	STEWART	Cone		44,955
6	10/14	at Toronto	L	2-9	Guzman	Moore		51,335

2006	Date	Site	W/L	Score	Winner	Loser	Save	Attendance
1	10/10	Detroit	L	1-5	Robertson	Zito		35,655
2	10/11	Detroit	L	5-8	Verlander	Loaiza	Jones	36,168
3	10/13	at Detroit	L	0-3	Rogers	Harden	Jones	41,669
4	10/14	at Detroit	L	3-6	Ledezma	Street		42,967

WORLD SERIES

1905	Date	Site	W/L	Score	Winner	Loser	Save	Attendance
1	10/9	at Philadelphia	L	0-3	MATHEWSON	PLANK		17,955
2	10/10	at New York	W	3-0	BENDER	McGinnity		24,992
3	10/12	at Philadelphia	L	0-9	MATHEWSON	COAKLEY		10,991
4	10/13	at New York	L	0-1	MCGINNITY	PLANK		13,598
5	10/14	at New York	L	0-2	MATHEWSON	BENDER		24,187

1910	Date	Site	W/L	Score	Winner	Loser	Save	Attendance
1	10/17	at Philadelphia	W	4-1	BENDER	Overall		26,891
2	10/18	at Philadelphia	W	9-3	COOMBS	Brown		24,597
3	10/20	at Chicago	W	12-5	COOMBS	McIntire		26,210
4	10/22	at Chicago	L	3-4 (10)	Brown	BENDER		19,150
5	10/23	at Chicago	W	7-2	COOMBS	BROWN		27,374

1911	Date	Site	W/L	Score	Winner	Loser	Save	Attendance
1	10/14	at New York	L	1-2	MATHEWSON	BENDER		38,281
2	10/16	at Philadelphia	W	3-1	PLANK	Marquard		26,286
3	10/17	at New York	W	3-2 (11)	COOMBS	MATHEWSON		37,216
4	10/24	at Philadelphia	W	4-2	BENDER	Mathewson		24,355
5	10/25	at New York	L	3-4 (10)	Crandall	Plank		33,228
6	10/26	at Philadelphia	W	13-2	BENDER	Ames		20,485

1913	Date	Site	W/L	Score	Winner	Loser	Save	Attendance
1	10/7	at New York	W	6-4	BENDER	Marquard		36,291
2	10/8	at Philadelphia	L	0-3 (10)	MATHEWSON	PLANK		20,563
3	10/9	at New York	W	8-2	BUSH	Tesreau		36,896
4	10/10	at Philadelphia	W	6-5	BENDER	Demaree		20,568
5	10/11	at New York	W	3-1	PLANK	MATHEWSON		36,632

1914	Date	Site	W/L	Score	Winner	Loser	Save	Attendance
1	10/9	at Philadelphia	L	1-7	RUDOLPH	Bender		20,562
2	10/10	at Philadelphia	L	0-1	JAMES	PLANK		20,562
3	10/12	at Boston	L	4-5 (12)	James	BUSH		35,520
4	10/13	at Boston	L	1-3	RUDOLPH	Shawkey		34,365

1929	Date	Site	W/L	Score	Winner	Loser	Save	Attendance
1	10/8	at Chicago	W	3-1	EHMKE	Root		50,740
2	10/9	at Chicago	W	9-3	Earnshaw	Malone		49,987
3	10/11	at Philadelphia	L	1-3	BUSH	EARNSHAW		29,921
4	10/12	at Philadelphia	W	10-8	Rommel	Blake		29,921
5	10/14	at Philadelphia	W	3-2	Walberg	MALONE		29,921

1930	Date	Site	W/L	Score	Winner	Loser	Save	Attendance
1	10/1	at Philadelphia	W	5-2	GROVE	GRIMES		32,295
2	10/2	at Philadelphia	W	6-1	EARNSHAW	Rhem		32,295
3	10/4	at St. Louis	L	0-5	HALLAHAN	Walberg		36,944
4	10/5	at St. Louis	L	1-3	HAINES	GROVE		39,946
5	10/6	at St. Louis	W	2-0	Grove	GRIMES		38,844
6	10/8	at Philadelphia	W	7-1	EARNSHAW	Hallahan		32,295

1931	Date	Site	W/L	Score	Winner	Loser	Save	Attendance
1	10/1	at St. Louis	W	6-2	GROVE	Derringer		38,529
2	10/2	at St. Louis	L	0-2	HALLAHAN	EARNSHAW		35,947
3	10/5	at Philadelphia	L	2-5	GRIMES	Grove		32,295
4	10/6	at Philadelphia	W	3-0	EARNSHAW	Johnson		32,295
5	10/7	at Philadelphia	L	1-5	HALLAHAN	Hoyt		32,295
6	10/9	at St. Louis	W	8-1	GROVE	Derringer		39,401
7	10/10	at St. Louis	L	2-4	Grimes	Earnshaw		20,805
1972	Date	Site	W/L	Score	Winner	Loser	Save	Attendance
1	10/14	at Cincinnati	W	3-2	Holtzman	Nolan	Blue	52,918
2	10/15	at Cincinnati	W	2-1	Hunter	Grimsley	Fingers	53,244
3	10/18	at Oakland	L	0-1	Billingham	Odom	Carroll	49,410
4	10/19	at Oakland	W	3-2	Fingers	Carroll		49,410
5	10/20	at Oakland	L	4-5	Grimsley	Fingers	Billingham	49,410
6	10/21	at Cincinnati	L	1-8	Grimsley	Blue	Hall	52,737
7	10/22	at Cincinnati	W	3-2	Hunter	Borbon	Fingers	56,040
1973	Date	Site	W/L	Score	Winner	Loser	Save	Attendance
1	10/13	at Oakland	W	2-1	Holtzman	Matlack	Knowles	46,021
2	10/14	at Oakland	L	7-10 (12)	McGraw	Fingers	Stone	49,151
3	10/16	at New York	W	3-2 (11)	Lindblad	Parker	Fingers	54,817
4	10/17	at New York	L	1-6	Matlack	Holtzman	Sadecki	54,817
5	10/18	at New York	L	0-2	Koosman	Blue	McGraw	54,817
6	10/20	at Oakland	W	3-1	Hunter	Seaver	Fingers	49,333
7	10/21	at Oakland	W	5-2	Holtzman	Matlack	Knowles	49,333
1974	Date	Site	W/L	Score	Winner	Loser	Save	Attendance
1	10/12	at Los Angeles	W	3-2	Fingers	Messersmith	Hunter	55,974
2	10/13	at Los Angeles	L	2-3	Sutton	Blue	Marshall	55,989
3	10/15	at Oakland	W	3-2	Hunter	Downing		49,347
4	10/16	at Oakland	W	5-2	Holtzman	Messersmith	Fingers	49,347
5	10/17	at Oakland	W	3-2	Odom	Marshall	Fingers	49,347
1988	Date	Site	W/L	Score	Winner	Loser	Save	Attendance
1	10/15	at Los Angeles	L	4-5	Pena	Eckersley		55,983
2	10/16	at Los Angeles	L	0-6	HERSHISER	Davis		56,051
3	10/18	at Oakland	W	2-1	Honeycutt	Howell		49,316
4	10/19	at Oakland	L	3-4	Belcher	Stewart	Howell	49,317
5	10/20	at Oakland	L	2-5	HERSHISER	Davis		49,317
1989	Date	Site	W/L	Score	Winner	Loser	Save	Attendance
1	10/14	at Oakland	W	5-0	STEWART	Garrelts		49,385
2	10/15	at Oakland	W	5-1	Moore	Reuschel		49,388
3	10/27	at San Francisco	W	13-7	Stewart	Garrelts		62,038
4	10/28	at San Francisco	W	9-6	Moore	Robinson	Eckersley	62,032
1990	Date	Site	W/L	Score	Winner	Loser	Save	Attendance
1	10/16	at Cincinnati	L	0-7	Rijo	Stewart		55,830
2	10/17	at Cincinnati	L	4-5 (10)	Dibble	Eckersley		55,832
3	10/19	at Oakland	L	3-8	Browning	Moore		48,269
4	10/20	at Oakland	L	1-2	Rijo	STEWART	Myers	48,613

Capitals denote complete game.

ATHLETICS MOST ALL-STAR GAME SELECTIONS

9	Mark McGwire
6	Jim Hunter
6	Reggie Jackson
6	Rickey Henderson
5	Bert Campaneris
5	Bob Johnson
5	Jose Canseco

POSTSEASON TEAM TOTALS

AMERICAN LEAGUE DIVISION SERIES

Year	AVG.	G	AB	R	H	TB	2B	3B	HR	RBI	SH	SF	HP	BB	IBB	SO	SB	CS	DP	E	SLG	OBP
1981	.253	3	99	10	25	39	5	0	3	9	3	0	0	6	0	10	2	2	1	3	.394	.295
2000	.263	5	167	23	44	59	9	0	2	22	1	2	2	19	1	31	3	0	6	5	.353	.342
2001	.247	5	174	12	43	70	13	1	4	11	0	2	3	11	1	31	3	0	3	6	.402	.300
2002	.288	5	184	26	53	92	13	1	8	25	0	1	1	12	1	34	1	0	2	3	.500	.333
2003	.213	5	178	18	38	51	8	1	1	15	1	0	4	21	2	37	3	0	0	5	.287	.310
2006	.245	3	106	16	26	50	9	0	5	15	0	0	0	6	1	19	0	0	2	1	.472	.286
2012	.194	5	155	11	30	44	5	0	3	10	1	0	2	14	0	50	2	1	2	3	.284	.269
Totals	.244	31	1063	116	259	405	62	3	26	107	6	5	12	89	6	212	14	3	16	26	.381	.308

Year	W	L	ERA	G	GS	CG	GF	SHO	SV	IP	H	R	ER	HR	HB	BB	IBB	SO	WP	BK	AVG.
1981	3	0	0.67	3	3	2	1	1	1	27.0	20	2	2	0	0	7	0	11	0	0	.204
2000	2	3	3.48	5	5	1	4	0	1	44.0	41	19	17	1	1	16	2	35	0	0	.244
2001	2	3	2.86	5	5	0	5	1	2	44.0	40	18	14	3	4	11	0	29	0	0	.241
2002	2	3	4.09	5	5	0	5	0	1	44.0	52	27	20	5	2	14	1	42	4	0	.291
2003	2	3	2.98	5	5	0	5	0	0	48.1	38	17	16	8	2	18	5	39	1	0	.211
2006	3	0	2.33	3	3	0	3	0	2	27.0	26	7	7	5	0	6	0	11	0	0	.257
2012	2	3	2.89	5	5	0	5	1	1	43.2	41	17	14	2	3	7	1	39	4	0	.252
Totals	16	15	2.91	31	31	3	28	3	8	278.0	258	107	90	24	12	79	9	206	9	0	.245

AMERICAN LEAGUE CHAMPIONSHIP SERIES

Year	AVG.	G	AB	R	H	TB	2B	3B	HR	RBI	SH	SF	HP	BB	IBB	SO	SB	CS	DP	E	SLG	OBP
1971	.229	3	96	7	22	41	8	1	3	7	2	0	0	5	0	16	0	3	3	0	.427	.267
1972	.224	5	170	13	38	49	8	0	1	10	4	1	3	12	0	35	7	2	2	3	.288	.285
1973	.200	5	160	15	32	54	5	1	5	15	4	1	2	17	3	39	3	1	2	4	.338	.283
1974	.183	4	120	11	22	37	4	1	3	11	2	1	1	22	3	16	3	3	3	2	.308	.313
1975	.194	3	98	7	19	28	6	0	1	7	0	0	0	9	0	14	0	0	2	6	.286	.262
1981	.222	3	99	4	22	28	4	1	0	4	0	0	0	6	1	23	2	0	6	4	.283	.267
1988	.299	4	137	20	41	70	8	0	7	20	0	1	0	10	3	35	1	3	1	3	.511	.345
1989	.272	5	158	26	43	75	9	1	7	23	3	2	1	20	0	32	13	3	2	3	.475	.354
1990	.299	4	127	20	38	42	4	0	0	18	4	3	4	19	2	21	9	3	5	1	.331	.399
1992	.251	6	207	24	52	71	5	1	4	23	3	2	1	24	2	33	16	2	5	7	.343	.329
2006	.221	4	131	9	29	48	7	0	4	9	0	0	1	14	0	28	0	0	7	3	.366	.301
Totals	.238	46	1503	156	358	543	68	6	35	147	22	11	13	158	14	292	54	20	38	36	.361	.314

Year	W	L	ERA	G	GS	CG	GF	SHO	SV	IP	H	R	ER	HR	HB	BB	IBB	SO	WP	BK	AVG.
1971	0	3	5.40	3	3	1	2	0	0	25.0	26	15	15	4	0	13	2	22	1	0	.274
1972	3	2	1.76	5	5	1	4	1	1	46.0	32	10	9	4	0	13	2	25	2	0	.198
1973	3	2	2.74	5	5	2	3	1	1	46.0	36	15	14	3	2	16	1	25	1	0	.211
1974	3	1	1.75	4	4	2	2	2	1	36.0	22	7	7	3	0	5	0	20	0	0	.177
1975	0	3	4.32	3	3	0	3	0	0	25.0	31	18	12	2	0	3	2	12	1	0	.316
1981	0	3	6.84	3	3	0	3	0	0	25.0	36	20	19	3	2	13	0	10	1	0	.336
1988	4	0	2.00	4	4	0	4	0	4	36.0	26	11	8	2	1	18	0	23	1	1	.206
1989	4	1	3.89	5	5	0	5	0	3	44.0	40	21	19	3	0	15	1	24	1	0	.242
1990	4	0	1.00	4	4	0	4	0	3	36.0	23	4	4	1	0	6	0	16	0	0	.183
1992	2	4	4.50	6	6	1	5	0	1	54.0	59	31	27	10	0	23	1	29	3	0	.281
2006	0	4	5.71	4	4	0	4	0	0	34.2	39	22	22	7	0	19	2	25	3	0	.285
Totals	23	23	3.44	46	46	7	39	4	14	407.2	370	174	156	42	5	144	11	231	14	1	.243

WORLD SERIES

Year	AVG.	G	AB	R	H	TB	2B	3B	HR	RBI	SH	SF	HP	BB	IBB	SO	SB	CS	DP	E	SLG	OBP
1905	.161	5	155	3	25	30	5	0	0	2	3	0	1	5	-	25	2	2	2	8	.194	.193
1910	.316	5	177	35	56	80	19	1	1	30	7	0	2	17	-	24	7	7	3	11	.452	.383
1911	.244	6	205	27	50	74	15	0	3	21	7	2	0	4	-	31	4	6	0	11	.361	.256
1913	.264	5	174	23	46	64	4	4	2	21	5	2	0	7	-	16	5	2	0	5	.368	.290
1914	.172	4	128	6	22	31	9	0	0	5	2	1	0	13	-	28	2	3	2	3	.242	.246
1929	.281	5	171	26	48	71	5	0	6	26	6	1	1	13	-	27	0	2	4	4	.415	.333
1930	.197	6	178	21	35	67	10	2	6	21	4	3	1	24	-	32	0	2	3	3	.376	.291
1931	.220	7	227	22	50	64	5	0	3	20	4	0	1	28	-	46	0	0	5	2	.282	.309
1972	.209	7	220	16	46	65	4	0	5	16	6	0	1	21	5	37	1	3	2	9	.295	.281
1973	.212	7	241	21	51	75	12	3	2	20	2	1	2	28	3	62	3	4	2	9	.311	.298
1974	.211	5	142	16	30	46	4	0	4	14	7	1	2	16	1	42	3	3	3	5	.324	.298
1988	.177	5	158	11	28	37	3	0	2	11	1	1	1	17	1	41	3	0	2	2	.234	.260
1989	.301	4	146	32	44	85	8	3	9	30	0	0	1	18	3	22	4	1	2	1	.582	.382
1990	.207	4	135	8	28	41	4	0	3	8	2	1	0	12	1	28	7	0	2	5	.304	.270
Totals	.228	75	2457	267	559	830	107	13	46	245	56	13	13	223	-	461	41	35	32	78	.338	.294

Year	W	L	ERA	G	GS	CG	GF	SHO	SV	IP	H	R	ER	HR	HB	BB	IBB	SO	WP	BK	AVG.
1905	1	4	1.47	5	5	5	0	1	-	43.0	31	15	7	0	2	15	-	26	1	0	.203
1910	4	1	2.76	5	5	5	0	0	-	45.2	35	15	14	0	0	18	-	31	1	0	.222
1911	4	2	1.29	6	6	5	1	0	-	55.2	33	13	8	0	3	14	-	44	1	0	.175
1913	4	1	2.15	5	5	5	0	0	-	46.0	33	15	11	1	3	8	-	19	0	0	.201
1914	0	4	3.41	4	4	2	2	0	-	37.0	33	16	14	1	1	15	-	18	0	0	.244
1929	4	1	2.40	5	5	2	3	0	-	45.0	43	17	12	1	0	13	-	50	0	0	.249
1930	4	2	1.73	6	6	4	2	1	-	52.0	38	12	10	2	0	11	-	33	0	0	.200
1931	3	4	2.66	7	7	4	3	1	-	61.0	54	19	18	2	0	9	-	41	1	0	.236
1972	4	3	3.05	7	7	0	7	0	3	62.0	46	21	21	3	1	27	8	46	4	0	.209
1973	4	3	2.32	7	7	0	7	0	4	66.0	66	24	17	4	3	26	6	36	3	0	.253
1974	4	1	2.05	5	5	0	5	0	3	44.0	36	11	10	4	1	16	0	32	1	0	.228
1988	1	4	3.92	5	5	0	5	0	0	43.2	41	21	19	5	1	13	0	36	1	1	.246
1989	4	0	3.50	4	4	1	3	1	1	36.0	28	14	14	4	0	8	0	27	2	0	.209
1990	0	4	3.82	4	4	1	3	0	0	35.1	45	22	15	3	1	15	1	9	2	0	.317
Totals	41	34	2.54	75	75	34	41	4	-	672.1	562	235	190	30	16	208	-	448	17	1	.227

DIVISION SERIES RECORDS

INDIVIDUAL BATTING

Highest Batting Average

Career (min. 25 pa)	.323 (Jason Giambi, 2001-02)
Series (min. 10 pa)	.323 (Scott Hatteberg, 2002-03)
Game	.545 (Tony Armas, 1981)
	.545 (Dwayne Murphy, 1981)

Highest Slugging Percentage

Career (min. 25 pa)	.522 (Jermaine Dye, 2001-03)
Series (min. 10 pa)	1.200 (Frank Thomas, 2006)

Highest On-Base Percentage

Career (min. 25 pa)	.477 (Jason Giambi, 2000-01)
Series (min. 10 pa)	.588 (Scott Hatteberg, 2002)

Most Games Played

Career	23 (Eric Chavez, 2000-03, 06)
--------	-------------------------------

Most At Bats

Career	95 (Eric Chavez, 2000-03, 06)
Series	23 (Miguel Tejada, 2003)
Game	6 (Eric Chavez, 2003 Game 1, 12 innings)
	6 (Miguel Tejada, 2003 Game 1, 12 innings)

Most Runs

Career	10 (Eric Chavez, 2000-03, 06)
Series	7 (Ray Durham, 2002)
Game	3 (Ray Durham, 2002 Game 2)
	3 (Rickey Henderson, 1981 Game 3)

Most Hits

Career	21 (Eric Chavez, 2000-03, 06)
Series	9 (Johnny Damon, 2001)
Game	4 (Jason Giambi, 2001 Game 5)
	4 (Miguel Tejada, 2001 Game 4)
	4 (Johnny Damon, 2001 Game 1)
	4 (Tony Armas, 1981 Game 2)
Hitting Streak, Series	5 (five times, last: Yoenis Céspedes, 2012)
Hitting Streak, Career	5 (six times, last: Yoenis Céspedes, October 6-11, 2012)

Most Doubles

Career	7 (Miguel Tejada, 2000-03)
Series	4 (Marco Scutaro, 2006)
Game	2 (five times, last: Marco Scutaro, 2006 Game 3)

Most Triples

Career	1 (Johnny Damon, 2001)
	1 (David Justice, 2002)
	1 (Adam Melhuse, 2003)
Series	1 (three times, last: Adam Melhuse, 2003)
Game	1 (Adam Melhuse, 2003 Game 4)
	1 (David Justice, 2002 Game 2)
	1 (Johnny Damon, 2001 Game 2)

Most Home Runs

Career	4 (Terrence Long, 2000-03)
Series	2 (Frank Thomas, 2006)
	2 (Ray Durham, 2002)
	2 (Terrence Long, 2001)

Game	2 (Frank Thomas, 2006 Game 1)
	2 (Terrence Long, 2001 Game 1)
Grand Slams	none
Pinch Hit	none
Inside The Park	Mark Kotsay, 2006 Game 2
	Ray Durham, 2002 Game 3
Leadoff	Coco Crisp, 2012 Game 1
	Ray Durham, 2002 Game 3
Game Ending	none

Most RBI

Career	10 (Eric Chavez, 2000-03, 06)
Series	6 (Marco Scutaro, 2006)
Game	4 (Marco Scutaro, 2006 Game 3)

Most Total Bases

Career	33 (Eric Chavez, 2000-03, 06)
Series	16 (Ray Durham, 2002)
	16 (Terrence Long, 2001)
Game	9 (Frank Thomas, 2006 Game 1)

Most Extra Base Hits

Career	8 (Eric Chavez, 2000-03, 06)
	8 (Miguel Tejada, 2000-03)
Series	5 (Ray Durham, 2002)
	5 (Terrence Long, 2001)
Game	.2 (nine times, last: Eric Chavez and Marco Scutaro, 2006 Game 3)

Most Walks

Career	11 (Jason Giambi, 2000-01)
Series	7 (Jason Giambi, 2000)
Game	3 (Jason Giambi, 2000, Game 4)

Most Strikeouts

Career	18 (Eric Chavez, 2000-03, 06)
Series	10 (Josh Reddick, 2012)
Game	4 (Stephen Drew, 2012 Game 5)
	4 (Ben Grieve, 2000 Game 5)

Most Stolen Bases

Career	2 (Yoenis Céspedes, 2012)
	2 (Johnny Damon, 2001)
	2 (Rickey Henderson, 1981)
Series	2 (Yoenis Céspedes, 2012)
	2 (Johnny Damon, 2001)
	2 (Rickey Henderson, 1981)
Game	2 (Yoenis Céspedes, 2012 Game 2)
	2 (Johnny Damon, 2001 Game 1)

INDIVIDUAL PITCHING

Most Games Won

Career	4 (Barry Zito, 2000-03, 06)
Series	1 (16 times)

Most Games Lost

Career	2 (Tim Hudson, 2000-03)
	2 (Mark Mulder, 2001-02)
	2 (Barry Zito, 2000-03, 06)
	2 (Jarrod Parker, 2012)
Series	2 (Jarrod Parker, 2012)

LEAGUE CHAMPIONSHIP SERIES RECORDS

INDIVIDUAL BATTING

Highest Batting Average

Career (min. 30 pa)	.410 (Harold Baines)
Series (min. 10 pa)	.500 (Milton Bradley, 2006)
Game	.500 (Sal Bando, 1975)

Highest Slugging Percentage

Career (min. 30 pa)	.568 (Jose Canseco)
Series (min. 10 pa)	1.000 (Rickey Henderson, 1989)

Highest On-Base Percentage

Career (min. 30 pa)	.439 (Harold Baines)
Series (min. 10 pa)	.609 (Rickey Henderson, 1989)

Most Games Played

Career	20 (Sal Bando)
Game	20 (Reggie Jackson)

Most At Bats

Career	75 (Reggie Jackson)
Series	25 (Harold Baines, 1992)
Game	6 (Rickey Henderson, 1992 Game 4)

Most Runs

Career	14 (Rickey Henderson)
Series	8 (Rickey Henderson, 1989)
Game	3 (Mark McGwire, 1988 Game 3)

Most Hits

Career	21 (Rickey Henderson)
Series	11 (Harold Baines, 1992)
Game	4 (Milton Bradley, 2006 Game 2)
	4 (Jerry Browne, 1992 Game 5)
	4 (Sal Bando, 1975 Game 2)
Hitting Streak, Series	5 (Ruben Sierra, Oct. 8-14, 1992)
	5 (Bert Campaneris, October 6-11, 1973)
	5 (Matty Alou, October 7-12, 1972)
Hitting Streak, Career	8 (Harold Baines, October 6, 1991-October 11, 1992)
	8 (Rickey Henderson, Oct. 4, 1989-Oct. 10, 1990)
	8 (Dave Henderson, October 5, 1988-October 7, 1989)

Most Doubles

Career	4 (Matty Alou)
	4 (Sal Bando)
	4 (Dave Henderson)
	4 (Joe Rudi)
Series	4 (Matty Alou, 1972)
Game	2 (seven times, last: Mark Kotsay, 2006 Game 2)

Most Triples

Career	2 (Rickey Henderson)
Series	1 (six times)
Game	1 (six times, last: Ruben Sierra, 1992 Game 2)

Most Home Runs

Career	5 (Sal Bando)
Series	3 (Jose Canseco, 1988)
Game	2 (Milton Bradley, 2006 Game 2)
	2 (Rickey Henderson, 1989 Game 4)
	2 (Sal Bando, 1973 Game 2)
	2 (Reggie Jackson, 1971 Game 3)
Grand Slams	none
Pinch Hit	none
Inside The Park	none
Leadoff	Bert Campaneris, 1973 Game 2
Game Ending	Bert Campaneris, 1973 Game 3

Most RBI

Career	11 (Mark McGwire)
Series	7 (Ruben Sierra, 1992)
Game	4 (Milton Bradley, 2006 Game 2)
	4 (Rickey Henderson, 1989 Game 4)

Most Total Bases

Career	39 (Sal Bando)
Series	17 (Milton Bradley, 2006)
Game	10 (Milton Bradley, 2006 Game 2)

Most Extra Base Hits

Career	9 (Sal Bando)
Series	4 (six times, last: Milton Bradley, 2006)
Game	2 (15 times, last: Milton Bradley and Mark Kotsay, 2006 Game 2)

Most Walks

Career	13 (Rickey Henderson)
	13 (Gene Tenace)
Series	7 (Rickey Henderson, 1989)
Game	3 (four times, last: Mark McGwire, 1992 Game 5)

Most Strikeouts

Career	17 (Reggie Jackson)
Series	7 (Terry Steinbach, 1992)
	7 (Jose Canseco, 1989)
	7 (Dave Henderson, 1988)
Game	3 (10 times, last: Nick Swisher and Frank Thomas, 2006 Game 2)

Most Stolen Bases

Career	14 (Rickey Henderson)
Series	8 (Rickey Henderson, 1989)
Game	4 (Rickey Henderson, 1989 Game 2)

INDIVIDUAL PITCHING

Most Games Won

Career	.6 (Dave Stewart)
Series	2 (five times, last: Dave Stewart, 1990)

Most Games Lost

Career	3 (Ken Holtzman)
Series	2 (Mike Moore, 1992)
	2 (Ken Holtzman, 1975)

Most Saves

Career	10 (Dennis Eckersley)
Series	4 (Dennis Eckersley, 1988)

Lowest Earned Run Average

Career (min. 10.0 ip) 0.40 (John Odom)
Series 0.00 (John Odom, 1972, 14.0 ip)

Most Games

Career 14 (Dennis Eckersley)
Series 4 (four times, last: Joe Kennedy, 2006)

Most Games Started

Career 8 (Dave Stewart)
Series 2 (11 times, last: Mike Moore and Dave Stewart, 1992)

Most Complete Games

Career 2 (Jim Hunter and Ken Holtzman)
Series 1 (seven times, last: Dave Stewart, 1992 Game 5)

Most Innings Pitched

Career 62.0 (Dave Stewart)
Series 16.2 (Dave Stewart, 1992)
Game 11.0 (Ken Holtzman, 1973 Game 3)

Most Hits

Career 44 (Dave Stewart)
Series 14 (Dave Stewart, 1992)
Game 9 (Esteban Loaiza, 2006 Game 2)
Game, Fewest 2 (Vida Blue, 1974 Game 3)

Most Runs

Career 16 (Vida Blue)
16 (Jim Hunter)
Series 9 (Mike Moore, 1992)
Game 7 (Esteban Loaiza, 2006 Game 2)

Most Earned Runs

Career 16 (Vida Blue)
16 (Jim Hunter)
Series 8 (Mike Moore, 1992)
8 (Vida Blue, 1973)
Game 7 (Esteban Loaiza, 2006 Game 2)

Most Walks

Career 17 (Dave Stewart)
Series 6 (four times, last: Dave Stewart, 1992)
Game 6 (Matt Keough, 1981 Game 3)
6 (Diego Segui, 1971 Game 3)

Most Strikeouts

Career 31 (Dave Stewart)
Series 11 (Dave Stewart, 1988)
Game 8 (Vida Blue, 1971 Game 1)

Most Home Runs

Career 9 (Jim Hunter)
Series 4 (Jim Hunter, 1971)
Game 4 (Jim Hunter, 1971 Game 2)

TEAM GAME

Batting

At Bats 42 (1992 Game 4)
Runs 10 (1988 Game 3)
Runs, Inning 7 (1990 Game 1, 9th inn.)
Hits 15 (1988 Game 3)
Doubles 5 (1975 Game 2)
5 (1971 Game 1)
Triples 1 (six times, last: 1992 Game 2)
Home Runs 4 (1988 Game 3)
4 (1973 Game 2)
Home Runs, Inning 2 (four times, last: 1992 Game 1)
Home Runs, Back-to-Back
Joe Rudi and Sal Bando (1973 Game 2)
Mark McGwire and Terry Steinbach (1992 Game 1)
Total Bases 30 (1988 Game 3)
Extra Base Hits 7 (1988 Game 3)
Runs Batted In 10 (1988 Game 3)
Walks 11 (1974 Game 4)
Strikeouts 14 (1972 Game 3)
Stolen Bases 6 (1992 Game 2)
6 (1989 Game 2)

Pitching

Hits 19 (1981 Game 2)
Runs 13 (1981 Game 2)
Runs, Inning 7 (1981 Game 2, 4th inn.)
Earned Runs 13 (1981 Game 2)
Walks 9 (1971 Game 3)
Strikeouts 10 (2006 Game 4)
Home Runs 4 (1971 Game 2)

TEAM MISCELLANEOUS

Consecutive Wins 7 (Oct. 7, 1989 to Oct. 7, 1992)
Consecutive Losses 6 (Oct. 4, 1975 to Oct. 15, 1981)
Shutouts 4
1972 Game 2 (5-0; Odom)
1973 Game 5 (3-0; Hunter)
1974 Game 2 (5-0; Holtzman)
1974 Game 3 (1-0; Blue)
Longest Nine Inning Game 3:42 (1990 Game 2)
Longest Extra Inning Game 4:25 (1992 Game 4, 11 inn.)
Fastest Game 1:57 (1974 Game 3)
Extra Inning Games 4
1972 Game 1 (3-2, 11 inn.)
1972 Game 4 (3-4, 10 inn.)
1973 Game 3 (2-1, 11 inn.)
1992 Game 4 (6-7, 11 inn.)
Margin of Victory 8 (1990 Game 1, 9-1)
Margin of Defeat 10 (1981 Game 2, 3-13)
Largest Deficit Overcome to Win 5 (1988 Game 3)
Largest Deficit Surrendered to Lose 5 (1992 Game 4)
Left On Base, Game 12 (1990 Game 2)
Double Plays Turned, Game 4 (1975 Game 2)
Errors, Series 7 (1992)
Errors, Game 4 (1975 Game 1)

WORLD SERIES RECORDS

INDIVIDUAL BATTING

Highest Batting Average

Career (min. 25 pa)412 (Rickey Henderson)
Series (min. 10 pa)474 (Rickey Henderson, 1989)

Highest Slugging Percentage

Career (min. 25 pa)794 (Rickey Henderson)
Series (min. 10 pa)923 (Dave Henderson, 1989)

Highest On-Base Percentage

Career (min. 25 pa)487 (Rickey Henderson)
Series (min. 10 pa)591 (Mickey Cochrane, 1929)

Most Games Played

Career20 (Frank Baker)
20 (Jack Barry)
20 (Eddie Collins)

Most At Bats

Career82 (Frank Baker)
Series31 (Bert Campaneris, 1973)
Game6 (five times, last: Rickey Henderson, 1989 Game 4)

Most Runs

Career15 (Frank Baker)
Series7 (Frank Baker, 1911)
Game4 (Carney Lansford, 1989 Game 3)

Most Hits

Career31 (Frank Baker)
Series9 (eight times, last: Rickey Henderson, 1989)
Game4 (Dave Henderson, 1988 Game 4)
4 (Reggie Jackson, 1973 Game 2)
4 (Danny Murphy, 1911 Game 6)
Hitting Streak, Series6 (Jimmie Foxx, Oct. 1-8, 1930)
Hitting Streak, Career
8 (Jimmie Foxx, October 1, 1930 to October 2, 1931)
8 (Jack Barry, October 17, 1911 to October 10, 1913)

Most Doubles

Career9 (Jack Barry)
Series4 (Jack Barry, 1911)
4 (Eddie Collins, 1910)
Game2 (13 times, last: Rickey Henderson, 1990 Game 1)

Most Triples

Career2 (Rickey Henderson)
2 (Eddie Collins)
Series2 (Rickey Henderson, 1989)
2 (Eddie Collins, 1913)
Game1 (14 times, last: Rickey Henderson, 1989 Game 4)

Most Home Runs

Career6 (Al Simmons)
Series4 (Gene Tenace, 1972)
Game2 (Dave Henderson, 1989 Game 3)
2 (Gene Tenace, 1972 Game 1)
Grand SlamsJose Canseco, 1988 Game 1
Pinch Hitnone
Inside The Parknone
LeadoffRickey Henderson, 1989 Game 4
Game EndingMark McGwire, 1988 Game 3

Most RBI

Career18 (Frank Baker)
Series9 (Gene Tenace, 1972)
9 (Danny Murphy, 1910)
Game4 (Dave Henderson, 1989 Game 3)
4 (Jose Canseco, 1988 Game 1)
4 (Al Simmons, 1929 Game 2)
4 (Wally Schang, 1913 Game 4)

Most Total Bases

Career47 (Frank Baker)
Series21 (Gene Tenace, 1972)
Game10 (Dave Henderson, 1989 Game 3)

Most Extra Base Hits

Career11 (Al Simmons)
Series5 (Gene Tenace, 1972)
5 (Reggie Jackson, 1973)
Game3 (Dave Henderson, 1989 Game 3)

Most Walks

Career17 (Mickey Cochrane)
Series11 (Gene Tenace, 1973)
Game3 (Gene Tenace, 1973 Game 5)
3 (Gene Tenace, 1973 Game 2)
3 (Mickey Cochrane, 1929 Game 2)

Most Strikeouts

Career17 (Sal Bando)
Series9 (Dib Williams, 1931)
Game3 (seven times, last: Dave Stewart, 1988 Game 1)

Most Stolen Bases

Career10 (Eddie Collins)
Series4 (Eddie Collins, 1910)
Game2 (four times, last: Rickey Henderson, 1989 Game 3)

INDIVIDUAL PITCHING

Most Games Won

Career6 (Chief Bender)
Series3 (Jack Coombs, 1910)

Most Games Lost

Career5 (Eddie Plank)
Series2 (Dave Stewart, 1990)
2 (Storm Davis, 1988)
2 (George Earnshaw, 1931)
2 (Eddie Plank, 1905)

Most Saves

Career6 (Rollie Fingers)
Series2 (four times, last: Rollie Fingers, 1974)

Lowest Earned Run Average

Career (min 10.0 ip)1.32 (Eddie Plank)
Series0.00 (Darold Knowles, 1973, 6.1 ip)
0.00 (Lefty Grove, 1929, 6.1 ip)
0.00 (Rube Walberg, 1929, 6.1 ip)

Most Games

Career16 (Rollie Fingers, 1973)
Series7 (Darold Knowles, 1973)

Most Games Started

Career 10 (Chief Bender)
Series 3 (six times, last: Ken Holtzman, 1973)

Most Complete Games

Career 9 (Chief Bender)
Series 3 (Chief Bender, 1911)
3 (Jack Coombs, 1910)

Most Innings Pitched

Career 85.0 (Chief Bender)
Series 27.0 (Jack Coombs, 1910)
Game 11.0 (Joe Bush, 1914 Game 3)
11.0 (Jack Coombs, 1911 Game 3)

Most Hits

Career 64 (Chief Bender)
Series 28 (Lefty Grove, 1931)
Game 12 (Lefty Grove, 1931 Game 1)
Game, Fewest 2 (George Earnshaw, 1931 Game 4)
2 (Eddie Plank, 1913 Game 5)

Most Runs

Career 28 (Chief Bender)
Series 10 (Storm Davis, 1988)
10 (Jack Coombs, 1910)
Game 9 (Andy Coakley, 1905 Game 3)

Most Earned Runs

Career 23 (Chief Bender)
Series 10 (Storm Davis, 1988)
10 (Jack Coombs, 1910)
Game 6 (Storm Davis, 1988 Game 2)
6 (Chief Bender, 1914 Game 1)

Most Walks

Career 21 (Chief Bender)
Series 14 (Jack Coombs, 1910)
Game 9 (Jack Coombs, 1910 Game 2)

Most Strikeouts

Career 59 (Chief Bender)
Series 20 (George Earnshaw, 1931)
20 (Chief Bender, 1911)
Game 13 (Howard Ehmke, 1929 Game 1)

Most Home Runs

Career 4 (Vida Blue)
4 (Jim Hunter)
Series 3 (Storm Davis, 1988)
Game 2 (four times, last: Mike Moore, 1990 Game 3)

TEAM GAME

Batting

At Bats 47 (1973 Game 2)
Runs 13 (1989 Game 3)
. 13 (1911 Game 6)
Runs, Inning 10 (1929 Game 4, 7th inn.)
Hits 15 (1929 Game 4)
. 15 (1910 Game 3)
Doubles 7 (1911 Game 4)

Triples 3 (1973 Game 2)
Home Runs 5 (1989 Game 3)
Home Runs, Inning 2 (1989 Game 3, 5th inn.)
2 (1989 Game 3, 4th inn.)
2 (1973 Game 7, 3rd inn.)
2 (1929 Game 4, 7th inn.)

Home Runs, Back-to-Back none
Total Bases 31 (1989 Game 3)
Extra Base Hits 7 (1989 Game 3)
7 (1973 Game 2)
7 (1930 Game 6)
7 (1911 Game 4)
Runs Batted In 12 (1989 Game 3)
Walks 7 (four times, last: 1989 Game 4)
Strikeouts 15 (1973 Game 2)
Stolen Bases 4 (1910 Game 5)

Pitching

Hits 15 (1973 Game 2)
Runs 10 (1973 Game 2)
Runs, Inning 7 (1990 Game 3, 3rd inn.)
Earned Runs 8 (1972 Game 6)
Walks 9 (1910 Game 2)
Strikeouts 14 (1972 Game 3)
Home Runs 2 (eight times, last: 1990 Game 3)

TEAM MISCELLANEOUS

Consecutive Wins 4 (October 14 to 28, 1989)
4 (October 12, 1929 to October 2, 1930)
Consecutive Losses 4 (October 16, 1990 to present)
4 (October 9 to 13, 1914)
Shutouts 4
1989 Game 1 vs. San Francisco (5-0; Stewart)
1931 Game 4 vs. St. Louis (3-0; Earnshaw)
1930 Game 5 at St. Louis (2-0; Earnshaw and Grove)
1905 Game 2 at New York (3-0; Bender)
Margin of Victory 11 (1911 Game 6, 13-2)
Margin of Defeat 9 (1905 Game 3, 0-9)
Largest Deficit Overcome to Win 8 (1929 Game 4)
Largest Deficit Surrendered to Lose 3 (1911 Game 5)
Longest Nine Inning Game 3:30 (1989 Game 3)
Longest Extra Inning Game 4:13 (1973 Game 2, 12 inn.)
Fastest Game 1:35 (1905 Game 5)
Extra Inning Games 8
1990 Game 2 at Cincinnati (4-5, 10 inn.)
1973 Game 3 at New York (3-2, 11 inn.)
1973 Game 2 vs. New York (7-10, 12 inn.)
1914 Game 3 at Boston (4-5, 12 inn.)
1913 Game 2 vs. New York (0-3, 10 inn.)
1911 Game 5 at New York (3-4, 10 inn.)
1911 Game 3 at New York (3-2, 11 inn.)
1910 Game 4 at Chicago (3-4, 10 inn.)
Left on Base, Nine Inning Game 11 (1990 Game 1)
11 (1930 Game 3)
Left on Base, Extra Inning Game 12 (1973 Game 2, 12 inn.)
Double Plays Turned, Game 4 (1914 Game 1)
4 (1973 Game 4)
Errors, Series 11 (1910)
11 (1911)
Errors, Game 5 (1973 Game 2)
5 (1911 Game 6)

POSTSEASON CAREER LEADERS

INDIVIDUAL BATTING

Batting Average (min. 50 pa)

1. Frank Baker.....	.378
2. Harold Baines.....	.370
3. Eddie Collins.....	.347
4. Jimmie Foxx.....	.344
5. Rickey Henderson.....	.333
Al Simmons.....	.333

At Bats

1. Bert Campaneris.....	144
2. Sal Bando.....	142
3. Joe Rudi.....	140
4. Reggie Jackson.....	118
5. Mark McGwire.....	114

Triples

1. Rickey Henderson.....	4
2. Eddie Collins.....	2
3. 16 tied with.....	1

Extra Base Hits

1. Rickey Henderson.....	14
2. Reggie Jackson.....	13
Dave Henderson.....	13
4. Sal Bando.....	12
5. Al Simmons.....	11

Slugging Pct. (min. 50 pa)

1. Al Simmons.....	.667
2. Jimmie Foxx.....	.609
3. Frank Baker.....	.573
4. Rickey Henderson.....	.568
5. Harold Baines.....	.565

Runs

1. Rickey Henderson.....	23
2. Sal Bando.....	20
3. five players tied.....	15

Home Runs

1. Jose Canseco.....	7
2. Al Simmons.....	6
3. Sal Bando.....	5
Reggie Jackson.....	5
5. six players tied.....	4

Walks

1. Gene Tenace.....	29
2. Rickey Henderson.....	20
3. Jose Canseco.....	17
Mickey Cochrane.....	17
5. two players tied.....	16

On-Base Pct. (min. 50 pa)

1. Rickey Henderson.....	.436
2. Jimmie Foxx.....	.425
3. Harold Baines.....	.408
4. Mickey Cochrane.....	.408
5. Frank Baker.....	.402

Hits

1. Rickey Henderson.....	37
2. Joe Rudi.....	36
3. Bert Campaneris.....	35
4. Sal Bando.....	34
Carney Lansford.....	34

Runs Batted In

1. Jose Canseco.....	18
Frank Baker.....	18
3. Al Simmons.....	17
4. three players tied.....	15

Strikeouts

1. Gene Tenace.....	31
2. Sal Bando.....	29
3. Reggie Jackson.....	27
Dave Henderson.....	27
Mark McGwire.....	27

Games

1. Sal Bando.....	39
2. Joe Rudi.....	38
3. Gene Tenace.....	37
4. Bert Campaneris.....	36
Dick Green.....	36

Doubles

1. Dave Henderson.....	9
Jack Barry.....	9
3. five players tied.....	7

Total Bases

1. Rickey Henderson.....	63
2. Sal Bando.....	57
3. Reggie Jackson.....	56
4. Joe Rudi.....	53
5. Bert Campaneris.....	50

Stolen Bases

1. Rickey Henderson.....	22
2. Bert Campaneris.....	10
Eddie Collins.....	10
4. Willie Wilson.....	7
5. Jose Canseco.....	5

INDIVIDUAL PITCHING

Wins

1. Dave Stewart.....	8
2. Jim Hunter.....	7
3. Chief Bender.....	6
Ken Holtzman.....	6
5. five players tied.....	4

ERA (min. 20 ip)

1. John Odom.....	1.13
2. Eddie Plank.....	1.32
3. George Earnshaw.....	1.58
4. Lefty Grove.....	1.75
5. Rollie Fingers.....	2.22

Complete Games

1. Chief Bender.....	9
2. Eddie Plank.....	6
3. George Earnshaw.....	5
4. Jack Coombs.....	4
Lefty Grove.....	4

Strikeouts

1. Chief Bender.....	59
2. George Earnshaw.....	56
3. Dave Stewart.....	55
4. Jim Hunter.....	49
5. Vida Blue.....	47

Losses

1. Eddie Plank.....	5
Vida Blue.....	5
3. Chief Bender.....	4
Rollie Fingers.....	4
Ken Holtzman.....	4

Games

1. Rollie Fingers.....	27
2. Dennis Eckersley.....	20
3. Rick Honeycutt.....	18
4. Vida Blue.....	17
5. Jim Hunter.....	14
Dave Stewart.....	14

Innings Pitched

1. Dave Stewart.....	105.1
2. Jim Hunter.....	88.1
3. Chief Bender.....	85.0
4. Ken Holtzman.....	70.1
5. Vida Blue.....	64.2

Winning Pct. (min. 3 dec)

1. Jack Coombs.....	1.000 (4-0)
2. Jim Hunter.....	.778 (7-2)
3. John Odom.....	.750 (3-1)
4. Dave Stewart.....	.727 (8-3)
5. Lefty Grove.....	.714 (5-2)

Saves

1. Dennis Eckersley.....	11
2. Rollie Fingers.....	8
3. Jason Isringhausen.....	3
4. Vida Blue.....	2
Darold Knowles.....	2
Huston Street.....	2

Games Started

1. Dave Stewart.....	14
2. Jim Hunter.....	12
Ken Holtzman.....	12
4. Chief Bender.....	10
Vida Blue.....	10

Walks

1. Dave Stewart.....	30
2. Jim Hunter.....	26
3. Vida Blue.....	23
4. Chief Bender.....	21
5. Jack Coombs.....	20

POSTSEASON SINGLE GAME BESTS

INDIVIDUAL BATTING

Runs

- 4 Carney Lansford, 1989 WS Game 3 at San Francisco
- 3 9 times, last: Ray Durham, 2002 ALDS Game 2 vs. Minn.

Hits

- 4 Milton Bradley, 2006 ALCS Game 2 vs. Detroit
- 4 Jason Giambi, 2001 ALDS Game 5 at New York
- 4 Miguel Tejada, 2001 ALDS Game 4 vs. New York
- 4 Johnny Damon, 2001 ALDS Game 1 at New York
- 4 Jerry Browne, 1992 ALCS Game 5 vs. Toronto
- 4 Dave Henderson, 1988 WS Game 4 vs. Los Angeles
- 4 Tony Armas, 1981 ALDS Game 2 at Kansas City
- 4 Sal Bando, 1975 ALCS Game 2 at Boston
- 4 Reggie Jackson, 1973 WS Game 2 vs. New York
- 4 Danny Murphy, 1911 WS Game 6 vs. New York

Doubles

- 2 26 times, last: Mark Kotsay, 2006 ALCS Game 2 vs. Det.

Triples

- 1 22 times, last: Adam Melhuse, 2003 ALDS Game 4 at Bos.

Home Runs

- 2 Milton Bradley, 2006 ALCS Game 2 vs. Detroit
- 2 Frank Thomas, 2006 ALDS Game 1 at Minnesota
- 2 Terrence Long, 2001 ALDS Game 1 at New York
- 2 Dave Henderson, 1989 WS Game 3 at San Francisco
- 2 Rickey Henderson, 1989 ALCS Game 4 at Toronto
- 2 Sal Bando, 1973 ALCS Game 2 at Baltimore
- 2 Gene Tenace, 1972 WS Game 1 at Cincinnati
- 2 Reggie Jackson, 1971 ALCS Game 3 vs. Baltimore

INDIVIDUAL PITCHING

Innings Pitched

- 11.0 Ken Holtzman, 1973 ALCS Game 3 vs. Baltimore
- 11.0 Joe Bush, 1914 WS Game 3 at Boston
- 11.0 Jack Coombs, 1911 WS Game 3 at New York
- 10.0 Eddie Plank, 1913 WS Game 2 vs. New York

Hits

- 12 Lefty Grove, 1931 WS Game 1 at St. Louis
- 11 Lefty Grove, 1931 WS Game 3 vs. St. Louis
- 11 Chief Bender, 1913 WS Game 1 at New York
- 10 3 times, last: Tim Hudson, 2003 ALDS Game 1 vs. Bos.

Runs

- 9 Andy Coakley, 1905 WS Game 3 vs. New York
- 7 Esteban Loaiza, 2006 ALCS Game 2 vs. Detroit
- 7 Tim Hudson, 2002 ALDS Game 4 at Minnesota
- 6 nine times, last: Cory Lidle, 2001 ALDS Game 4 vs. NY

Runs Batted In

- 4 Milton Bradley, 2006 ALCS Game 2 vs. Detroit
- 4 Marco Scutaro, 2006 ALDS Game 3 vs. Minnesota
- 4 Dave Henderson, 1989 WS Game 3 at San Francisco
- 4 Rickey Henderson, 1989 ALCS Game 4 at Toronto
- 4 Jose Canseco, 1988 WS Game 1 at Los Angeles
- 4 Al Simmons, 1929 WS Game 2 at Chicago
- 4 Wally Schang, 1913 WS Game 4 vs. New York

Total Bases

- 10 Milton Bradley, 2006 ALCS Game 2 vs. Detroit
- 10 Dave Henderson, 1989 WS Game 3 at San Francisco
- 9 Frank Thomas, 2006 ALDS Game 1 at Minnesota
- 9 Reggie Jackson, 1971 ALCS Game 3 vs. Baltimore
- 8 five times, last: Terrence Long, 2001 ALDS Game 1 at NY

Extra Base Hits

- 3 Dave Henderson, 1989 WS Game 3 at San Francisco
- 2 43 times, last: Milton Bradley and Mark Kotsay, 2006 ALCS Game 2 vs. Detroit

Walks

- 3 Jason Giambi, 2000 ALDS Game 4 at New York
- 3 Mark McGwire, 1992 ALCS Game 5 vs. Toronto
- 3 Sal Bando, 1974 ALCS Game 4 at Baltimore
- 3 Reggie Jackson, 1974 ALCS Game 4 at Baltimore
- 3 Joe Rudi, 1974 ALCS Game 4 at Baltimore
- 3 Gene Tenace, 1973 WS Game 5 at New York
- 3 Gene Tenace, 1973 WS Game 2 vs. New York
- 3 Mickey Cochrane, 1929 WS Game 2 at Chicago

Strikeouts

- 4 Stephen Drew, 2012 ALDS Game 5 vs. Detroit
- 4 Ben Grieve, 2000 ALDS Game 5 vs. New York
- 3 21 times, last: Josh Reddick, 2012 ALDS Game 2 at Det.

Stolen Bases

- 4 Rickey Henderson, 1989 ALCS Game 2 vs. Toronto
- 3 Willie Wilson, 1992 ALCS Game 2 at Toronto
- 2 13 times, last: Yoenis Céspedes, 2012 ALDS Game 2 at Detroit

Walks

- 9 Jack Coombs, 1910 WS Game 2 vs. Chicago
- 6 Matt Keough, 1981 ALCS Game 3 vs. New York
- 6 Diego Segui, 1971 ALCS Game 3 vs. Baltimore
- 5 5 times, last: Rich Harden, 2006 ALCS Game 3 at Det.

Strikeouts

- 13 Howard Ehmke, 1929 WS Game 1 at Chicago
- 11 John Odom, 1972 WS Game 3 vs. Cincinnati
- 11 Chief Bender, 1911 WS Game 1 at New York
- 10 George Earnshaw, 1929 WS Game 3 vs. Chicago
- 9 4 times, last: Barry Zito, 2003 ALDS Game 2 vs. Boston

POSTSEASON SERIES YEAR-BY-YEAR RECAP

1905 WORLD SERIES

The A's make their first appearance in the World Series and lose to the New York Giants, four games to one. Three of the losses come against Christy Mathewson who tosses three complete game shutouts. The A's collect just 25 hits in the series for a .161 batting average and score just three runs. Topsy Hartsel paces the A's offense with a .294 batting average and Bris Lord has the only two RBI. The A's use three pitchers in the Series and all toss complete games. Chief Bender makes two starts and has a 1.06 ERA.

The A's lose the first game in Philadelphia, 3-0, as Mathewson tosses a four-hit shutout. Chief Bender returns the favor in the second game of the series as he tosses a four-hit shutout and strikes out nine in a 3-0 A's win at New York. Lord has RBI singles in the third and eighth innings. Mathewson tosses a four-hit shutout in the Giants 9-0 win in Game 3 and Joe McGinnity blanks the A's on five hits in a 1-0 win in Game 4. Eddie Plank allows just four hits in Game 4 and the only run of the game is unearned after a Monte Cross error. Mathewson tossed a six-hit shutout in Game 5 as the Giants clinch the series with a 2-0 win.

FINAL STATISTICS

PLAYER	AVG	G	AB	R	H	TB	2B	3B	HR	RBI	SH	SF	HP	BB	IBB	SO	SB	CS	DP	E	SLG	OBP
Bender	.000	2	5	0	0	0	0	0	0	0	1	0	0	0	-	1	0	0	0	0	.000	.000
Coakley	.000	1	2	0	0	0	0	0	0	0	0	0	1	0	-	1	0	0	0	0	.000	.333
Cross, L.	.105	5	19	0	2	2	0	0	0	0	0	0	0	1	-	1	0	0	0	1	.105	.150
Cross, M	.176	5	17	0	3	3	0	0	0	0	0	0	0	0	-	7	0	1	0	2	.176	.176
Davis	.200	5	20	0	4	5	1	0	0	0	0	0	0	0	-	1	0	0	0	0	.250	.200
Hartsel	.294	5	17	1	5	6	1	0	0	0	1	0	0	2	-	1	2	0	0	1	.353	.368
Hoffman	.000	1	1	0	0	0	0	0	0	0	0	0	0	0	-	1	0	0	0	0	.000	.000
Lord	.100	5	20	0	2	2	0	0	0	2	0	0	0	0	-	5	0	0	0	0	.100	.100
Murphy	.188	5	16	0	3	4	1	0	0	0	1	0	0	0	-	2	0	1	1	4	.250	.188
Plank	.167	2	6	0	1	1	0	0	0	0	0	0	0	0	-	2	0	0	1	0	.167	.167
Powers	.143	3	7	0	1	2	1	0	0	0	0	0	0	0	-	0	0	0	0	0	.286	.143
Schreckengost	.222	3	9	2	2	3	1	0	0	0	0	0	0	0	-	0	0	0	0	0	.333	.222
Seybold	.125	5	16	0	2	2	0	0	0	0	0	0	0	2	-	3	0	0	0	0	.125	.222
TOTALS	.161	5	155	3	25	30	5	0	0	2	3	0	1	5	-	25	2	2	2	8	.194	.193

PITCHER	W	L	ERA	G	GS	CG	GF	SHO	SV	IP	H	R	ER	HR	HB	BB	IBB	SO	WP	BK	AVG
Bender	1	1	1.06	2	2	2	0	1	-	17.0	9	2	2	0	0	6	-	13	0	0	.161
Coakley	0	1	2.00	1	1	1	0	0	-	9.0	8	9	2	0	1	5	-	2	0	0	.235
Plank	0	2	1.59	2	2	2	0	0	-	17.0	14	4	3	0	1	4	-	11	1	0	.222
TOTALS	1	4	1.47	5	5	5	0	1	-	43.0	31	15	7	0	2	15	-	26	1	0	.203

Game 1 — October 9
New York 3, Philadelphia 0

Game 2 — October 10
Philadelphia 3, New York 0

Game 3 — October 12
New York 9, Philadelphia 0

New York	ab	r	h	bi	Philadelphia	ab	r	h	bi	New York	ab	r	h	bi
Bresnahan c	3	1	1	1	Hartsel lf	4	1	2	0	Bresnahan c	3	2	0	0
Browne rf	5	0	0	0	Lord cf	4	0	2	2	Browne rf	5	2	1	0
Donlin cf	5	1	2	1	Davis 1b	4	0	0	0	Donlin cf	3	3	1	0
McGann 1b	3	0	1	0	LCross 3b	3	0	0	0	McGann 1b	5	1	3	4
Mertes lf	4	0	1	1	Seybold rf	4	0	0	0	Mertes lf	3	0	1	1
Dahlen ss	4	0	0	0	Murphy 2b	4	0	1	0	Dahlen ss	3	1	0	1
Devlin 3b	4	0	1	0	MCross ss	4	0	0	0	Devlin 3b	4	0	1	1
Gilbert 2b	4	1	3	0	Schreckengost c	4	2	1	0	Gilbert 2b	4	0	0	0
Mathewson p	3	0	1	0	Bender p	2	0	0	0	Mathewson p	4	0	1	0
Totals	35	3	10	3	Totals	33	3	6	2	Totals	34	9	8	7

Philadelphia	ab	r	h	bi	New York	ab	r	h	bi	Philadelphia	ab	r	h	bi
Hartsel lf	4	0	1	0	Bresnahan c	4	0	1	0	Hartsel lf	4	0	0	0
Lord cf	4	0	0	0	Browne rf	4	0	0	0	Lord cf	4	0	0	0
Davis 1b	4	0	1	0	Donlin cf	4	0	2	0	Davis 1b	4	0	1	0
LCross 3b	4	0	0	0	McGann 1b	3	0	0	0	LCross 3b	4	0	1	0
Seybold rf	3	0	0	0	Mertes lf	4	0	0	0	Seybold rf	3	0	1	0
Murphy 2b	3	0	1	0	Dahlen ss	3	0	0	0	Murphy 2b	3	0	0	0
MCross ss	3	0	0	0	Devlin 3b	3	0	1	0	MCross ss	3	0	1	0
Schreckengost c	3	0	1	0	Gilbert 2b	3	0	0	0	Schreckengost c	2	0	0	0
Plank p	3	0	0	0	McGinnity p	2	0	0	0	Powers c	1	0	0	0
Totals	31	0	4	0	Strang ph	1	0	0	0	Coakley p	2	0	0	0
					Ames p	0	0	0	0	Totals	30	0	4	0

New York 000 020 001 3 10 1
Philadelphia 000 000 000 0 4 0

Philadelphia 001 000 020 3 6 2
New York 000 000 000 0 4 2

New York 200 050 002 9 8 1
Philadelphia 000 000 000 0 4 4

E – Donlin. **DP** – New York 1. **LOB** – New York 9, Philadelphia 4. **2B** – McGann, Mertes, Davis, Murphy, Schreckengost. **S** – Mathewson. **SB** – Bresnahan (1), Donlin (1), Devlin (1), Gilbert (1). **CS** – Gilbert.

E – Murphy, Bresnahan, McGann, MCross. **LOB** – Philadelphia 5, New York 7. **2B** – Hartsel, Bresnahan, Donlin. **S** – Bender. **SB** – Dahlen (1), Devlin (2). **CS** – Donlin, Dahlen.

E – Devlin, Murphy 3, Hartsel. **DP** – New York 1, Philadelphia 2. **LOB** – New York 4, Philadelphia 5. **2B** – McGann. **SB** – Browne (2), Donlin (2), Dahlen (2), Devlin (3), Hartsel (1). **CS** – McGann, Mertes, Murphy.

New York	ip	h	r	er	bb	so
Mathewson (W)	9.0	4	0	0	0	6
Philadelphia	ip	h	r	er	bb	so
Plank (L)	9.0	10	3	3	2	5

Philadelphia	ip	h	r	er	bb	so
Bender (W)	9.0	4	0	0	3	9
New York	ip	h	r	er	bb	so
McGinnity (L)	8.0	5	3	0	0	2
Ames	1.0	1	0	0	1	1

New York	ip	h	r	er	bb	so
Mathewson (W)	9.0	4	0	0	1	8
Philadelphia	ip	h	r	er	bb	so
Coakley (L)	9.0	8	9	2	5	2

WP – Mathewson. **HBP** – by Plank (Bresnahan).
T – 1:46. **A** – 17,955
Umpires – Sheridan, O'Day.

T – 1:55. **A** – 24,992
Umpires – O'Day, Sheridan.

HBP – by Coakley (Bresnahan), by Mathewson (Coakley).
T – 1:55. **A** – 10,991
Umpires – Sheridan, O'Day.

Game 4 — October 13
New York 1, Philadelphia 0

Philadelphia	ab	r	h	bi
Hartsel lf	1	0	0	0
Lord cf	4	0	0	0
Davis 1b	4	0	1	0
LCross 3b	4	0	1	0
Seybold rf	3	0	0	0
Murphy 2b	3	0	1	0
MCross ss	4	0	1	0
Powers c	3	0	0	0
Hoffman ph	1	0	0	0
Plank p	3	0	1	0
Totals	30	0	5	0

New York	ab	r	h	bi
Bresnahan c	2	0	1	0
Browne rf	4	0	2	0
Donlin cf	3	0	0	0
McGann 1b	3	0	0	0
Mertes lf	4	1	0	0
Dahlen ss	3	0	0	0
Devlin 3b	3	0	1	0
Gilbert 2b	3	0	0	1
McGinnity p	3	0	0	0
Totals	28	1	4	1

Philadelphia	000	000	000	0	5	2
New York	000	100	00x	1	4	0

E – MCross, LCross. **LOB** – Philadelphia 8, New York 7. **2B** – Devlin. **S** – Hartsel, Murphy, Donlin, McGann. **SB** – Hartsel (2).

Philadelphia	ip	h	r	er	bb	so
Plank (L)	8.0	4	1	0	2	6
New York	ip	h	r	er	bb	so
McGinnity (W)	9.0	5	0	0	3	4

WP – Plank.
T – 1:55. **A** – 13,598
Umpires – O’Day, Sheridan.

Game 5 — October 14
New York 2, Philadelphia 0

Philadelphia	ab	r	h	bi
Hartsel lf	4	0	2	0
Lord cf	4	0	0	0
Davis 1b	4	0	1	0
LCross 3b	4	0	0	0
Seybold rf	3	0	1	0
Murphy 2b	3	0	0	0
MCross ss	3	0	1	0
Powers c	3	0	1	0
Bender p	3	0	0	0
Totals	31	0	6	0

New York	ab	r	h	bi
Bresnahan c	4	0	2	0
Browne rf	4	0	1	1
Donlin cf	4	0	0	0
McGann 1b	3	0	0	0
Mertes lf	2	1	1	0
Dahlen ss	2	0	0	0
Devlin 3b	2	0	0	0
Gilbert 2b	3	0	1	1
Mathewson p	1	1	0	0
Totals	25	2	5	2

Philadelphia	000	000	000	0	6	0
New York	000	010	01x	2	5	1

E – Mathewson. **DP** – New York 1. **LOB** – Philadelphia 4, New York 4. **2B** – Powers, Bresnahan. **S** – Devlin, Mathewson. **CS** – MCross, Mertes.

Philadelphia	ip	h	r	er	bb	so
Bender (L)	8.0	5	2	2	3	4
New York	ip	h	r	er	bb	so
Mathewson (W)	9.0	6	0	0	0	4

T – 1:35. **A** – 24,187
Umpires – Sheridan, O’Day.

1910 WORLD SERIES

The A's win their first World Series and use just two pitchers to defeat the Chicago Cubs, four games to one. Jack Coombs wins three of the games and posts a 3.33 ERA while Chief Bender is 1-1 with a 1.93 ERA. Eddie Collins paces the A's offense with a .429 batting average and four doubles and Frank Baker hits .409. Danny Murphy connects for the only home run of the series and leads the A's with nine RBI. The A's hit .316 and score 35 runs in the five games while the two pitchers combine for a 2.76 ERA and allow 15 runs.

The A's win the first two games in Philadelphia as Bender tosses a three-hitter in Game 1 and strikes out eight in a 4-1 win while Baker has three hits and two RBI. Coombs allows eight hits and nine walks in Game 2 but the Cubs strand 14 in a 9-3 A's win. Eddie Collins has three of the A's 14 hits and all nine Athletics collect at least one hit. The series moves to Chicago for Game 3 and Coombs comes back on one day of rest and defeats the Cubs, 12-5, collecting three hits and three RBI. Harry Davis and Jack Berry add three hits each and Barry and Murphy have three RBI. Bender suffers the A's only loss in Game 4 when the Cubs win 4-3 in 10 innings. The A's have a 3-2 lead entering the ninth but the Cubs score once in the ninth and once in the 10th for the win. The A's wrap up the series with a 7-2 win in Game 5 as Coombs picks up his third win of the series. Collins has three hits and the A's score five times in the eighth to break open a 2-1 game.

FINAL STATISTICS

PLAYER	AVG	G	AB	R	H	TB	2B	3B	HR	RBI	SH	SF	HP	BB	IBB	SO	SB	CS	DP	E	SLG	OBP
Baker	.409	5	22	6	9	12	3	0	0	4	0	0	0	2	-	1	0	3	0	3	.545	.458
Barry	.235	5	17	3	4	6	2	0	0	3	2	0	1	1	-	3	0	0	1	0	.353	.316
Bender	.333	2	6	1	2	2	0	0	0	1	0	0	0	1	-	1	0	0	0	0	.333	.429
Collins	.429	5	21	5	9	13	4	0	0	3	1	0	0	2	-	0	4	2	0	1	.619	.478
Coombs	.385	3	13	0	5	6	1	0	0	3	0	0	0	0	-	3	0	0	1	2	.462	.385
Davis	.353	5	17	5	6	9	3	0	0	2	2	0	1	3	-	4	0	0	0	3	.529	.476
Hartsel	.200	1	5	2	1	1	0	0	0	0	0	0	0	0	-	1	2	0	0	0	.200	.200
Lapp	.250	1	4	0	1	1	0	0	0	1	0	0	0	0	-	2	0	0	0	0	.250	.250
Lord	.182	5	22	3	4	6	2	0	0	1	1	0	0	1	-	3	0	1	0	0	.273	.217
Murphy	.350	5	20	6	7	13	3	0	1	9	1	0	0	1	-	0	1	0	0	0	.650	.381
Strunk	.278	4	18	2	5	8	1	1	0	2	0	0	0	2	-	5	0	1	0	1	.444	.350
Thomas	.250	4	12	2	3	3	0	0	0	1	0	0	0	4	-	1	0	0	1	1	.250	.438
Totals	.316	5	177	35	56	80	19	1	1	30	7	0	2	17	-	24	7	7	3	11	.452	.383

PITCHER	W	L	ERA	G	GS	CG	GF	SHO	SV	IP	H	R	ER	HR	HB	BB	IBB	SO	WP	BK	AVG
Bender	1	1	1.93	2	2	2	0	0	-	18.2	12	5	4	0	0	4	-	14	0	0	.194
Coombs	3	0	3.33	3	3	3	0	0	-	27.0	23	10	10	0	0	18	-	31	1	0	.240
Totals	4	1	2.76	5	5	5	0	0	-	45.2	35	15	14	0	0	18	-	31	1	0	.222

Game 1 — October 17
Philadelphia 4, Chicago 1

Chicago	ab	r	h	bi
Sheckard lf	4	0	0	0
Schulte rf	2	0	1	0
Hofman cf	4	0	0	0
Chance 1b	3	0	0	0
Zimmerman 2b	3	0	0	0
Steinfeldt 3b	3	0	0	0
Tinker ss	3	1	1	0
Kling c	3	0	1	1
Kane pr	0	0	0	0
Overall p	1	0	0	0
McIntire p	1	0	0	0
Beaumont ph	1	0	0	0
Totals	28	1	3	1

Philadelphia	ab	r	h	bi
Strunk cf	3	0	0	0
Lord lf	4	1	1	0
Collins 2b	2	1	1	0
Baker 3b	4	1	3	2
Davis 1b	3	0	0	0
Murphy rf	3	1	1	1
Barry ss	3	0	0	0
Thomas c	1	0	0	0
Bender p	3	0	1	1
Totals	26	4	7	4

E – Strunk, Thomas, McIntire. **LOB** – Chicago 2, Philadelphia 4. **2B** – Lord, Baker 2. **S** – Collins, Davis. **SB** – Murphy (1). **CS** – Schulte 2, Strunk, Collins, Baker.

Chicago	ip	h	r	er	bb	so
Overall (L)	3.0	6	3	3	1	1
McIntire	5.0	1	1	0	3	3

Philadelphia	ip	h	r	er	bb	so
Bender (W)	9.0	3	1	0	2	8

T – 1:54. **A** – 26,891
Umpires – Connolly, O'Day, Rigler, Sheridan.

Game 2 — October 18
Philadelphia 9, Chicago 3

Chicago	ab	r	h	bi
Sheckard lf	1	1	1	0
Schulte rf	3	1	0	0
Hofman cf	2	1	1	0
Chance 1b	5	0	2	1
Zimmerman 2b	3	0	1	2
Steinfeldt 3b	5	0	1	0
Tinker ss	4	0	2	0
Kling c	4	0	0	0
Brown p	3	0	0	0
Beaumont ph	1	0	0	0
Richie p	0	0	0	0
Totals	31	3	8	3

Philadelphia	ab	r	h	bi
Strunk cf	5	1	2	1
Lord lf	5	1	1	0
Collins 2b	4	2	3	1
Baker 3b	4	1	1	0
Davis 1b	5	1	2	2
Murphy rf	4	1	1	2
Barry ss	3	0	1	0
Thomas c	3	2	2	1
Coombs p	4	0	1	0
Totals	37	9	14	7

Chicago	100	000	101	3	8	3
Philadelphia	002	010	60x	9	14	4

E – Coombs 2, Steinfeldt 2, Sheckard, Davis 2. **DP** – Chicago 1, Philadelphia 3. **LOB** – Chicago 14, Philadelphia 9. **2B** – Sheckard, Zimmerman, Steinfeldt, Tinker, Strunk, Collins 2, Davis, Murphy. **S** – Sheckard, Schulte 2, Barry. **SF** – Zimmerman. **SB** – Collins 2 (2). **CS** – Tinker, Lord.

Chicago	ip	h	r	er	bb	so
Brown (L)	7.0	13	9	6	4	6
Richie	1.0	1	0	0	0	0

Philadelphia	ip	h	r	er	bb	so
Coombs (W)	9.0	8	3	3	9	5

T – 2:25. **A** – 24,597
Umpires – Rigler, Sheridan, O'Day, Connolly.

Game 3 — October 20
Philadelphia 12, Chicago 5

Philadelphia	ab	r	h	bi
Strunk cf	5	1	1	0
Lord lf	4	0	1	0
Collins 2b	5	1	1	0
Baker 3b	5	2	2	2
Davis 1b	3	3	3	0
Murphy rf	5	2	1	3
Barry ss	5	3	3	3
Thomas c	4	0	0	0
Coombs p	5	0	3	3
Totals	41	12	15	11

Chicago	ab	r	h	bi
Sheckard lf	1	2	0	0
Schulte rf	4	0	2	2
Hofman cf	3	1	1	1
Chance 1b	1	0	0	0
Archer 1b	3	0	0	0
Zimmerman 2b	4	0	0	0
Steinfeldt 3b	4	0	0	0
Tinker ss	4	1	3	0
Kling c	4	0	0	0
Reulbach p	0	0	0	0
Beaumont ph	0	1	0	0
McIntire p	0	0	0	0
Pfiester p	2	0	0	0
Needham ph	1	0	0	0
Totals	31	5	6	3

Philadelphia	125	000	400	12	15	1
Chicago	120	000	020	5	6	5

E – Baker, Schulte, Hofman, Tinker 2, Steinfeldt. **DP** – Philadelphia 2, Chicago 1. **LOB** – Philadelphia 7, Chicago 4. **2B** – Davis, Barry 2, Coombs, Schulte 2, Tinker. **HR** – Murphy (1). **S** – Lord. **SF** – Hofman. **SB** – Tinker (1). **CS** – Collins, Baker.

Philadelphia	ip	h	r	er	bb	so
Coombs (W)	9.0	6	5	5	4	8

Chicago	ip	h	r	er	bb	so
Reulbach	2.0	3	3	3	2	0
McIntire (L)	0.1	3	4	4	0	0
Pfiester	6.2	9	5	0	1	1

WP – Coombs. **HBP** – by McIntire (Davis).

T – 2:07. **A** – 26,210
Umpires – O'Day, Sheridan, Rigler, Connolly.

Game 4— October 22
Chicago 4, Philadelphia 3 (10)

Game 5 — October 23
Philadelphia 7, Chicago 2

Philadelphia	ab	r	h	bi	Philadelphia	ab	r	h	bi
Strunk cf	5	0	2	1	Hartsel lf	5	2	1	0
Lord lf	5	0	0	0	Lord cf	4	1	1	1
Collins 2b	5	1	1	0	Collins 2b	5	0	3	2
Baker 3b	4	1	3	0	Baker 3b	5	1	0	0
Davis 1b	3	0	1	0	Davis 1b	3	1	0	0
Murphy rf	4	0	2	2	Murphy rf	4	2	2	1
Barry ss	4	0	0	0	Barry ss	2	0	0	0
Thomas c	4	0	1	0	Lapp c	4	0	1	1
Bender p	3	1	1	0	Coombs p	4	0	1	0
Totals	37	3	11	3	Totals	36	7	9	5

Chicago	ab	r	h	bi	Chicago	ab	r	h	bi
Sheckard lf	4	1	1	1	Sheckard lf	4	1	2	0
Schulte rf	4	2	2	0	Schulte rf	4	0	1	0
Hofman cf	3	0	2	1	Hofman cf	3	0	0	0
Chance 1b	4	0	2	2	Chance 1b	4	1	2	1
Zimmerman 2b	4	0	1	0	Zimmerman 2b	3	0	2	0
Steinfeldt 3b	4	0	0	0	Steinfeldt 3b	4	0	1	1
Tinker ss	3	0	0	0	Tinker ss	4	0	0	0
Archer c	4	1	1	0	Archer c	4	0	1	0
Cole p	2	0	0	0	Brown p	3	0	0	0
Kling ph	1	0	0	0	Kling ph	1	0	0	0
Kane pr	0	0	0	0	Totals	34	2	9	2
Brown p	1	0	0	0					
Totals	34	4	9	4	Philadelphia	100	010	050	7 9 1
					Chicago	010	000	010	2 9 2

Philadelphia 001 200 000 0 3 11 3
 Chicago 100 100 001 1 4 9 1

E – Baker, Collins, Brown, Davis. **DP** – Philadelphia 2, Chicago 1. **LOB** – Philadelphia 10, Chicago 4. **2B** – Baker, Davis, Murphy, Schulte, Archer. **3B** – Strunk, Chance. **S** – Davis, Murphy, Hofman. **SB** – Sheckard (1). **CS** – Baker, Schulte, Zimmerman, Tinker.

Philadelphia	ip	h	r	er	bb	so
Bender (L)	9.2	9	4	4	2	6
Chicago	ip	h	r	er	bb	so
Cole	8.0	10	3	3	3	5
Brown (W)	2.0	1	0	0	0	1

HBP – by Cole (Barry).

T – 2:14. **A** – 19,150

Umpires – Connolly, Rigler, Sheridan, O'Day.

E – Baker, Zimmerman, Steinfeldt. **LOB** – Philadelphia 6, Chicago 7. **2B** – Lord, Collins 2, Murphy, Sheckard, Chance. **S** – Barry, Zimmerman. **SB** – Hartsel 2 (2), Collins 2 (4), Zimmerman (1). **CS** – Schulte (2).

Philadelphia	ip	h	r	er	bb	so
Coombs (W)	9.0	9	2	2	1	4
Chicago	ip	h	r	er	bb	so
Brown (L)	9.0	9	7	4	3	7

WP – Brown.

T – 2:06. **A** – 27,374

Umpires – O'Day, Sheridan, Rigler, Connolly.

1911 WORLD SERIES

The A's win their second consecutive World Championship as they defeat the New York Giants, four games to two. The A's pitching staff, which consists of Chief Bender, Jack Coombs and Eddie Plank, allows just 13 runs in the series for a 1.29 ERA. Bender goes 2-1 with a 1.04 ERA, Coombs is 1-0 with a 1.35 ERA and Plank is 1-1 with a 1.86 ERA. Frank "Home Run" Baker earns his nickname as he paces the A's offense with a .375 batting average, two home runs and five RBI. Jack Barry hits .368 and the A's offense hits .244 with 27 runs scored in the six games.

The A's lose Game 1 at New York by a 2-1 score as Bender strikes out 11 in eight innings in a complete game effort but loses to Christy Mathewson who tosses a six-hitter. The A's then win each of the next three games, beginning with a 3-1 win at Philadelphia in Game 2. Plank tosses a five-hitter and Baker breaks a 1-1 tie with a two-run home run in the sixth inning. Game 3 lasts 11 innings at New York and the A's are 3-2 winners. Trailing 1-0 entering the ninth inning, Baker homers to tie the game and the A's score two in the 11th for the win. Coombs goes the distance, allowing just three hits in 11 innings. The series is delayed for seven days because of rain but it resumes with a 4-2 A's win in Philadelphia in Game 4. Bender tosses a seven-hitter, Barry has three hits and Eddie Collins, Danny Murphy and Baker have two hits each. The A's lead 3-0 after six innings in Game 5 but the Giants score once in the bottom of the seventh, twice in the ninth and once in the 10th for the win. The A's then wrap up the series with a 13-2 win at Philadelphia, scoring seven times in the seventh inning. Murphy has four hits, Bris Lord adds three and Bender tosses a four-hitter.

FINAL STATISTICS

PLAYER	AVG	G	AB	R	H	TB	2B	3B	HR	RBI	SH	SF	HP	BB	IBB	SO	SB	CS	DP	E	SLG	OBP
Baker	.375	6	24	7	9	17	2	0	2	5	0	0	0	1	-	5	0	1	0	2	.708	.400
Barry	.368	6	19	2	7	11	4	0	0	2	2	1	0	0	-	2	2	1	0	3	.579	.350
Bender	.091	3	11	0	1	1	0	0	0	0	0	0	0	0	-	1	0	0	0	0	.091	.091
Collins	.286	6	21	4	6	7	1	0	0	1	2	0	0	2	-	3	2	0	0	4	.333	.348
Coombs	.250	2	8	1	2	2	0	0	0	0	0	0	0	0	-	0	0	0	0	0	.250	.250
Davis	.208	6	24	3	5	6	1	0	0	5	0	0	0	0	-	3	0	1	0	0	.250	.208
Lapp	.250	2	8	1	2	2	0	0	0	0	0	0	0	0	-	1	0	0	0	0	.250	.250
Lord	.185	6	27	2	5	7	2	0	1	0	0	0	0	0	-	5	0	0	0	0	.259	.185
McInnis	—	1	0	0	0	0	0	0	0	0	0	0	0	0	-	0	0	0	0	0	—	—
Murphy	.304	6	23	4	7	10	3	0	0	3	1	0	0	0	-	3	0	2	0	1	.435	.304
Oldring	.200	6	25	2	5	10	2	0	1	3	2	0	0	0	-	4	0	0	0	1	.400	.200
Plank	.000	2	3	0	0	0	0	0	0	0	0	0	0	0	-	2	0	0	0	0	.000	.000
Strunk	—	1	0	0	0	0	0	0	0	0	0	0	0	0	-	0	0	0	0	0	—	—
Thomas	.083	4	12	1	1	1	0	0	0	1	0	1	0	1	-	2	0	1	0	0	.083	.143
Totals	.244	6	205	27	50	74	15	0	3	21	7	2	0	4	-	31	4	6	0	11	.361	.256

PITCHER	W	L	ERA	G	GS	CG	GF	SHO	SV	IP	H	R	ER	HR	HB	BB	IBB	SO	WP	BK	AVG
Bender	2	1	1.04	3	3	3	0	0	-	26.0	16	6	3	0	1	8	-	20	1	0	.172
Coombs	1	0	1.35	2	2	1	0	0	-	20.0	11	5	3	0	1	6	-	16	0	0	.175
Plank	1	1	1.86	2	1	1	1	0	-	9.2	6	2	2	0	1	0	-	8	0	0	.182
Totals	4	2	1.29	6	6	5	1	0	-	55.2	33	13	8	0	3	14	-	44	1	0	.175

Game 1 – October 14
New York 2, Philadelphia 1

Game 2 – October 16
Philadelphia 3, New York 1

Game 3 – October 17
Philadelphia 3, New York 2 (11)

Philadelphia	ab	r	h	bi	New York	ab	r	h	bi	Philadelphia	ab	r	h	bi
Lord lf	4	0	0	0	Devore lf	4	0	0	0	Lord lf	5	0	0	0
Oldring cf	4	0	2	0	Doyle 2b	4	0	0	0	Oldring cf	5	0	0	0
Collins 2b	3	0	0	0	Snodgrass cf	3	0	2	0	Collins 2b	5	1	2	0
Baker 3b	4	1	2	0	Murray rf	4	0	0	0	Baker 3b	5	2	2	1
Murphy rf	3	0	0	0	Merkle 1b	3	0	1	0	Murphy rf	5	0	0	1
Davis 1b	4	0	1	1	Herzog 3b	3	1	1	0	Davis 1b	5	0	2	1
Barry ss	3	0	0	0	Fletcher ss	3	0	0	0	Barry ss	3	0	2	0
Thomas c	3	0	0	0	Meyers c	3	0	1	1	Lapp c	4	0	1	0
Bender p	3	0	1	0	Marquard p	2	0	0	0	Coombs p	4	0	0	0
Totals	31	1	6	1	Crandall ph-p	1	0	0	0	Totals	41	3	9	3

New York	ab	r	h	bi
Devore lf	3	0	1	1
Doyle 2b	3	0	1	0
Snodgrass cf	2	1	0	0
Murray rf	3	0	0	0
Merkle 1b	4	0	1	0
Herzog 3b	3	0	0	0
Fletcher ss	4	0	0	0
Meyers c	3	1	1	0
Mathewson p	3	0	1	0
Totals	28	2	5	1

Philadelphia	ab	r	h	bi
Lord lf	4	1	1	0
Oldring cf	3	0	0	0
Collins 2b	3	1	2	0
Baker 3b	3	1	1	2
Murphy rf	3	0	0	0
Davis 1b	3	0	0	0
Barry ss	3	0	0	0
Thomas c	3	0	0	0
Plank p	3	0	0	0
Totals	28	3	4	2

New York	ab	r	h	bi
Devore lf	4	0	0	1
Doyle 2b	4	0	0	0
Snodgrass cf	3	0	0	0
Murray rf	2	0	0	0
Merkle 1b	3	0	0	0
Herzog 3b	3	1	1	0
Fletcher ss	4	0	0	0
Meyers c	4	1	1	0
Mathewson p	3	0	1	0
Becker ph	1	0	0	0
Totals	31	2	3	1

Philadelphia	010	000	000	1	6	2
New York	000	100	10x	2	5	0

New York	010	000	000	1	5	3
Philadelphia	100	002	00x	3	4	0

Philadelphia	000	000	001	02	3	9	2
New York	001	000	000	01	2	3	5

E – Baker, Collins. **LOB** – Philadelphia 5, New York 8. **2B** – Oldring 2, Devore, Meyers. **S** – Murphy, Murray. **SB** – Doyle (1). **CS** – Baker, Snodgrass 2.

E – Devore, Merkle, Murray. **LOB** – New York 3, Philadelphia 2. **2B** – Herzog, Collins. **HR** – Baker (1). **S** – Oldring.

E – Fletcher 2, Herzog 3, Collins 2. **DP** – New York 1. **LOB** – Philadelphia 6, New York 1. **2B** – Barry, Herzog. **HR** – Baker (2). **S** – Barry, Murray. **SB** – Collins (1), Barry (1). **CS** – Davis, Devore, Murray, Merkle, Herzog, Becker.

Philadelphia	ip	h	r	er	bb	so
Bender (L)	8.0	5	2	1	4	11
New York	ip	h	r	er	bb	so
Mathewson (W)	9.0	6	1	1	1	5

New York	ip	h	r	er	bb	so
Marquard (L)	7.0	4	3	2	0	4
Crandall	1.0	0	0	0	0	2
Philadelphia	ip	h	r	er	bb	so
Plank (W)	9.0	5	1	1	0	8

Philadelphia	ip	h	r	er	bb	so
Coombs (W)	11.0	3	2	1	4	7
New York	ip	h	r	er	bb	so
Mathewson (L)	11.0	9	3	1	0	3

PB – Meyers. **HBP** – by Bender (Snodgrass).
T – 2:12. **A** – 38,281
Umpires – Klem, Dinneen, Brennan, Connolly.

WP – Marquard. **HBP** – by Plank (Snodgrass).
T – 1:52. **A** – 26,286
Umpires – Connolly, Brennan, Klem, Dinneen.

T – 2:25. **A** – 37,216
Umpires – Brennan, Connolly, Klem, Dinneen.

Game 4 – October 24
Philadelphia 4, New York 2

New York	ab	r	h	bi
Devore lf	4	1	2	0
Doyle 2b	3	1	1	1
Snodgrass cf	3	0	0	1
Murray rf	4	0	0	0
Merkle 1b	4	0	1	0
Herzog 3b	4	0	0	0
Fletcher ss	4	0	2	0
Meyers c	4	0	1	0
Mathewson p	1	0	0	0
Becker ph	1	0	0	0
Wiltse p	0	0	0	0
Totals	32	2	7	2

Philadelphia	ab	r	h	bi
Lord lf	4	0	1	0
Oldring cf	3	0	0	0
Collins 2b	3	1	2	0
Baker 3b	3	1	2	1
Murphy rf	4	1	2	1
Davis 1b	4	1	1	1
Barry ss	4	0	3	0
Thomas c	3	0	0	1
Bender p	4	0	0	0
Totals	32	4	11	4

New York	200	000	000	2	7	3
Philadelphia	000	310	00x	4	11	1

E – Fletcher, Baker, Murray, Mathewson.
DP – Philadelphia 1. **LOB** – New York 6, Philadelphia 8. **2B** – Merkle, Meyers, Baker 2, Murphy 2, Davis, Barry 2. **3B** – Doyle. **S** – Oldring, Collins. **SF** – Snodgrass, Thomas. **CS** – Murphy.

New York	ip	h	r	er	bb	so
Mathewson (L)	7.0	10	4	4	1	5
Wiltse	1.0	1	0	0	0	1
Philadelphia	ip	h	r	er	bb	so
Bender (W)	9.0	7	2	2	2	4

T – 1:49. **A** – 24,355
Umpires – Dinneen, Klem, Connolly, Brennan.

Game 5 – October 25
New York 4, Philadelphia 3 (10)

Philadelphia	ab	r	h	bi
Lord lf	5	0	0	0
Oldring cf	5	1	2	3
Collins 2b	3	0	0	0
Baker 3b	4	0	0	0
Murphy rf	4	0	1	0
Davis 1b	4	0	0	0
Barry ss	4	0	1	0
Lapp c	4	1	1	0
Coombs p	4	1	2	0
Strunk pr	0	0	0	0
Plank pr	0	0	0	0
Totals	37	3	7	3

New York	ab	r	h	bi
Devore lf	5	0	1	1
Doyle 2b	5	1	4	0
Snodgrass cf	4	0	0	0
Murray rf	5	0	0	0
Merkle 1b	2	1	0	1
Herzog 3b	4	0	1	0
Fletcher ss	4	1	1	0
Meyers c	3	0	1	1
Marquard p	0	0	0	0
Becker ph	1	0	0	0
Ames p	1	0	0	0
Crandall ph-p	1	1	1	1
Totals	35	4	9	4

New York	003	000	000	0	3	7	1
Philadelphia	000	000	102	1	4	9	2

E – Fletcher, Doyle, Collins. **DP** – Philadelphia 1, New York 1. **LOB** – Philadelphia 5, New York 6. **2B** – Doyle 2, Fletcher, Crandall. **HR** – Oldring (1). **S** – Snodgrass. **SF** – Merkle, Meyers. **SB** – Collins (2), Barry (2), Doyle (2), Herzog (1). **CS** – Murphy, Barry, Devore, Meyers.

Philadelphia	ip	h	r	er	bb	so
Coombs	9.0	8	3	2	2	9
Plank (L)	0.2	1	1	1	0	0
New York	ip	h	r	er	bb	so
Marquard	3.0	3	3	0	1	2
Ames	4.0	2	0	0	0	2
Crandall (W)	3.0	2	0	0	0	0

WP – Crandall. **HBP** – by Coombs (Merkle).
T – 2:33. **A** – 33,228
Umpires – Klem, Dinneen, Connolly, Brennan.

Game 6 – October 26
Philadelphia 13, New York 2

New York	ab	r	h	bi
Devore lf	4	0	0	0
Doyle 2b	4	1	1	0
Snodgrass cf	4	0	0	0
Murray rf	3	0	0	0
Merkle 1b	4	0	0	0
Herzog 3b	4	1	1	0
Fletcher ss	4	0	0	1
Meyers c	3	0	1	0
Wilson c	1	0	0	0
Ames p	1	0	1	0
Crandall ph	0	0	0	0
Wiltse p	1	0	0	0
Marquard p	0	0	0	0
Totals	33	2	4	1

Philadelphia	ab	r	h	bi
Lord lf	5	1	3	1
Oldring cf	5	1	1	0
Collins 2b	4	1	0	1
Baker 3b	5	2	2	1
Murphy rf	4	3	4	1
Davis 1b	4	2	1	2
McInnis 1b	0	0	0	0
Barry ss	2	2	1	2
Thomas c	3	1	1	0
Bender p	4	0	0	0
Totals	36	13	13	8

New York	100	000	001	2	4	3
Philadelphia	001	401	70x	13	13	5

E – Barry 3, Merkle, Murray, Oldring, Ames, Murphy. **LOB** – New York 6, Philadelphia 3. **2B** – Doyle, Lord 2, Murphy, Barry. **S** – Collins, Barry. **SF** – Barry. **SB** – Herzo (2). **CS** – Devore, Thomas.

New York	ip	h	r	er	bb	so
Ames (L)	4.0	4	5	2	1	4
Wiltse	2.1	7	8	7	0	1
Marquard	1.2	2	0	0	0	2
Philadelphia	ip	h	r	er	bb	so
Bender (W)	9.0	4	2	0	2	5

WP – Bender, Marquard.
T – 2:12. **A** – 20,485
Umpires – Connolly, Brennan, Klem, Dinneen.

1913 WORLD SERIES

The A's win their third World Championship over a four-year span as they defeat the New York Giants, four games to one. The A's use just three pitchers in the series with all going the distance, including Chief Bender, who wins Games 1 and 4, and Eddie Plank, who posts a 1-1 record and a 0.95 ERA. Frank Baker paces the A's offense with a .450 batting average and matches Wally Schang for the team-lead with seven RBI. Eddie Collins hits .421 and steals three bases.

Bender allows 11 hits in Game 1 at New York, but the A's defeat the Giants, 6-4. Collins goes 3 for 3 and scores three runs and Baker is 3 for 4 with three RBI, including a two-run home run. The A's lone loss comes in a Game 2 at Philadelphia, a 3-0 decision in 10 innings. Plank tosses nine shutout innings before allowing three runs in the top of the 10th, while Christy Mathewson blanks the A's on eight hits. The series returns to Philadelphia for Game 3 and the A's score five times in the first two innings en route to an 8-2 win. Collins has his second three-hit game of the series and drives in three runs and Joe Bush tosses a five hitter. The A's take a 6-0 lead into the seventh inning of Game 4 at Philadelphia and hold on to win 6-5. Jack Barry has three hits and Schang goes 2 for 2 with four RBI. The A's then clinch the series at New York with a 3-1 win in Game 5 as Plank tosses a two-hitter, allowing just one unearned run in the fifth inning. The A's score early again as Baker has a sacrifice fly in the first inning and a RBI single in the A's two-run third.

FINAL STATISTICS

PLAYER	AVG	G	AB	R	H	TB	2B	3B	HR	RBI	SH	SF	HP	BB	IBB	SO	SB	CS	DP	E	SLG	OBP
Baker	.450	5	20	2	9	12	0	0	1	7	0	1	0	0	-	2	1	1	0	1	.600	.429
Barry	.300	5	20	3	6	9	3	0	0	1	0	0	0	0	-	0	0	0	0	1	.450	.300
Bender	.000	2	8	0	0	0	0	0	0	1	0	0	0	0	-	1	0	0	0	0	.000	.000
Bush	.250	1	4	0	1	1	0	0	0	0	0	0	0	0	-	1	0	0	0	0	.250	.250
Collins	.421	5	19	5	8	12	0	2	0	3	2	0	0	1	-	2	3	0	0	1	.632	.450
Lapp	.250	1	4	0	1	1	0	0	0	0	0	0	0	0	-	1	0	0	0	0	.250	.250
McInnis	.118	5	17	1	2	3	1	0	0	2	2	1	0	0	-	2	0	0	0	0	.176	.111
Murphy	.227	5	22	2	5	5	0	0	0	0	0	0	0	2	-	0	0	1	0	0	.227	.292
Oldring	.273	5	22	5	6	8	0	1	0	0	0	0	0	0	-	1	1	0	0	0	.364	.273
Plank	.143	2	7	0	1	1	0	0	0	0	0	0	0	0	-	0	0	0	0	1	.143	.143
Schang	.357	4	14	2	5	10	0	1	1	7	0	0	0	2	-	4	0	0	0	1	.714	.438
Strunk	.118	5	17	3	2	2	0	0	0	0	1	0	0	2	-	2	0	0	0	0	.118	.211
Totals	.264	5	174	23	46	64	4	4	2	21	5	2	0	7	-	16	5	2	0	5	.368	.290
PITCHER	W	L	ERA	G	GS	CG	GF	SHO	SV	IP	H	R	ER	HR	HB	BB	IBB	SO	WP	BK	AVG	
Bender	2	0	4.00	2	2	2	0	0	-	18.0	19	9	8	1	1	1	-	9	0	0	.271	
Bush	1	0	1.00	1	1	1	0	0	-	9.0	5	2	1	0	1	4	-	3	0	0	.172	
Plank	1	1	0.95	2	2	2	0	0	-	19.0	9	4	2	0	1	3	-	7	0	0	.138	
Totals	4	1	2.15	5	5	5	0	0	-	46.0	33	15	11	1	3	8	-	19	0	0	.201	

Game 1 – October 7
Philadelphia 6, New York 4

Philadelphia	ab	r	h	bi
Murphy rf	4	0	1	0
Oldring lf	4	0	1	0
Collins 2b	3	3	3	0
Baker 3b	4	1	3	3
McInnis 1b	3	0	1	1
Strunk cf	4	1	0	0
Barry ss	4	1	1	0
Schang c	4	0	1	2
Bender p	4	0	0	0
Totals	34	6	11	6

New York	ab	r	h	bi
Shafer cf	5	0	1	0
Doyle 2b	4	1	2	2
Fletcher ss	4	0	2	1
Burns lf	4	0	1	1
Herzog 3b	4	0	0	0
Murray rf	4	0	2	0
Meyers c	4	0	0	0
Merkle 1b	4	2	2	0
Marquard p	0	0	0	0
McCormick	1	1	1	0
Crandall p	1	0	0	0
Tesreau p	0	0	0	0
McLean ph	1	0	0	0
Totals	36	4	11	4

Philadelphia	000	320	010	6	11	1
New York	001	030	000	4	11	0

E – Barry. **DP** – Philadelphia 1. **LOB** – Philadelphia 4, New York 6. **2B** – McInnis, Barry, Burns. **3B** – Collins. **HR** – Baker (1). **S** – McInnis, Marquard. **SB** – Collins (1). **CS** – Murphy, Baker, Fletcher.

Philadelphia	ip	h	r	er	bb	so
Bender (W)	9.0	11	4	3	0	4
New York	ip	h	r	er	bb	so
Marquard (L)	5.0	8	5	5	1	1
Crandall	2.0	3	1	1	0	1
Tesreau	2.0	0	0	0	1	1

Crandall pitched to three batters in the 8th
T – 2:06. **A** – 36,291
Umpires – Klem, Egan, Rigler, Connolly.

Game 2 – October 8
New York 3, Philadelphia 0 (10)

New York	ab	r	h	bi
Herzog 3b	5	1	0	0
Doyle 2b	4	0	0	0
Fletcher ss	5	0	2	2
Burns lf	4	0	0	0
Shafer cf	5	0	0	0
Murray rf	4	0	0	0
McLean c	4	0	2	0
Grant pr	0	1	0	0
Wilson c	0	0	0	0
Snodgrass 1b	1	0	1	0
Wiltse pr-1b	2	0	0	0
Mathewson p	3	1	2	1
Totals	37	3	7	3

Philadelphia	ab	r	h	bi
Murphy rf	5	0	0	0
Oldring lf	5	0	1	0
Collins 2b	4	0	1	0
Baker 3b	5	0	2	0
McInnis 1b	4	0	0	0
Strunk cf	3	0	1	0
Barry ss	4	0	1	0
Lapp c	4	0	1	0
Plank p	4	0	1	0
Totals	38	0	8	0

New York	000	000	000	3	3	7	2
Philadelphia	000	000	000	0	0	8	2

E – Baker, Doyle 2, Collins. **LOB** – New York 8, Philadelphia 10. **S** – Collins, Wiltse. **CS** – Shafer.

New York	ip	h	r	er	bb	so
Mathewson (W)	10.0	8	0	0	1	5
Philadelphia	ip	h	r	er	bb	so
Plank (L)	10.0	7	3	2	2	6

HBP – by Plank (Doyle).
T – 2:22. **A** – 20,563
Umpires – Connolly, Rigler, Klem, Egan.

Game 3 – October 9
Philadelphia 8, New York 2

Philadelphia	ab	r	h	bi
Murphy rf	5	1	2	0
Oldring lf	5	3	2	0
Collins 2b	5	2	3	3
Baker 3b	4	1	2	2
McInnis 1b	4	0	0	0
Strunk cf	4	0	0	0
Barry ss	4	0	1	0
Schang c	4	1	1	1
Bush p	4	0	1	0
Totals	39	8	12	6

New York	ab	r	h	bi
Herzog 3b	4	0	0	0
Doyle 2b	4	0	1	0
Fletcher ss	2	0	1	0
Burns lf	4	0	0	0
Shafer cf	3	1	1	0
Murray rf	3	1	1	1
McLean c	2	0	1	1
Cooper pr	0	0	0	0
Wilson c	2	0	0	0
Merkle 1b	2	0	0	0
Wiltse pr-1b	0	0	0	0
Tesreau p	2	0	0	0
Crandall p	1	0	0	0
Totals	29	2	5	2

Philadelphia	320	000	210	8	12	1
New York	000	010	100	2	5	1

E – Schang, Fletcher. **DP** – Philadelphia 3, New York 1. **LOB** – Philadelphia 4, New York 5. **2B** – Shafer. **3B** – Collins. **HR** – Schang (1). **SB** – Oldring (1), Collins (2), Baker (1), Fletcher (1), Murray (1), Cooper (1). **CS** – Murray.

Philadelphia	ip	h	r	er	bb	so
Bush (W)	9.0	5	2	1	4	3
New York	ip	h	r	er	bb	so
Tesreau (L)	6.1	11	7	6	0	3
Crandall	2.2	1	1	1	0	1

HBP – by Bush (Fletcher).
T – 2:11. **A** – 36,896
Umpires – Rigler, Connolly, Klem, Egan.

Game 4 – October 10
Philadelphia 6, New York 5

Game 5 – October 11
Philadelphia 3, New York 1

New York	ab	r	h	bi	Philadelphia	ab	r	h	bi
Snodgrass cf	2	0	0	0	Murphy rf	3	1	2	0
Herzog 3b	2	0	1	0	Oldring lf	4	2	0	0
Doyle 2b	4	0	0	0	Collins 2b	3	0	1	0
Fletcher ss	4	1	0	0	Baker 3b	3	0	2	2
Burns lf	4	2	2	1	McInnis 1b	2	0	0	1
Shafer 3b-cf	4	0	1	1	Strunk cf	4	0	0	0
Murray rf	2	1	1	0	Barry ss	4	0	0	0
McLean c	2	0	2	0	Schang c	4	0	1	0
Cooper pr	0	0	0	0	Plank p	3	0	0	0
Wilson c	1	0	0	0	Totals	30	3	6	3
Crandall ph	1	0	0	0					
Merkle 1b	4	1	1	3	New York	ab	r	h	bi
Demaree p	1	0	0	0	Herzog 3b	4	0	0	0
McCormick ph	1	0	0	0	Doyle 2b	4	0	0	0
Marquard p	1	0	0	0	Fletcher ss	3	0	0	0
Grant ph	1	0	0	0	Burns lf	3	0	0	0
Totals	34	5	8	5	Shafer cf	2	1	0	0

Philadelphia	ab	r	h	bi	New York	ab	r	h	bi
Murphy rf	5	0	0	0	Herzog 3b	4	0	0	0
Oldring lf	4	0	2	0	Doyle 2b	4	0	0	0
Collins 2b	4	0	0	0	Fletcher ss	3	0	0	0
Baker 3b	4	0	0	0	Burns lf	3	0	0	0
McInnis 1b	4	1	1	0	Shafer cf	2	1	0	0
Strunk cf	2	2	1	0	Murray rf	3	0	0	0
Barry ss	4	2	3	1	McLean c	3	0	1	1
Schang c	2	1	2	4	Merkle 1b	3	0	0	0
Bender p	4	0	0	1	Mathewson p	2	0	1	0
Totals	33	6	9	6	Crandall ph	1	0	0	0

					Totals	28	1	2	1
New York	000	000	320	5	Philadelphia	102	000	000	3
Philadelphia	010	320	00x	6	New York	000	010	000	1

E – Plank, Doyle, Burns. **DP** – Philadelphia 2. **LOB** – Philadelphia 5, New York 1. **SH** – Collins, McInnis. **SF** – Baker, McInnis.

Philadelphia ip h r er bb so
 Plank (W) 9.0 2 1 0 1 1
New York ip h r er bb so
 Mathewson (L) 9.0 6 3 2 1 2

T – 1:39. **A** – 36,632
Umpires – Klem, Egan, Rigler, Connolly.

New York ip h r er bb so
 Demaree (L) 4.0 7 4 2 1 0
 Marquard 4.0 2 2 2 2 2
Philadelphia ip h r er bb so
 Bender (W) 9.0 8 5 5 1 5

HBP – by Bender (Murray). **PB** – McLean.
T – 2:09. **A** – 20,568
Umpires – Egan, Clem, Connolly, Rigler.

1914 WORLD SERIES

The A's return to the World Series for the fourth time in five years but are swept in four games by the Boston Braves. The pitching staff posts a 3.41 ERA in the series, including 1.00 by Eddie Plank. The offense is held to a .172 batting average and scores just six runs in the four games. Frank Baker leads the A's with four hits in the series.

The A's drop a 7-1 decision in Game 1 at Philadelphia as Dick Rudolph limits the A's to an unearned run in the second inning. Chief Bender takes the loss, allowing six runs in 5.1 innings. Bill James shuts out the A's 1-0 in Game 2, yielding just two hits. The game is scoreless over the first eight innings before Plank allows a Les Mann RBI single with two outs in the top of the ninth. The series moves to Boston for Game 3, a 5-4 A's loss in 12 innings. The score is tied at 2-2 when Frank Baker delivers a two-run single in the top of the 10th inning. Joe Bush, who goes the distance for the A's, then allows two runs in the bottom of the 10th. Bush takes the loss when his own throwing error on a Herbie Moran sacrifice bunt attempt in the 12th allows the winning run to score. The A's then drop a 3-1 decision in Game 4 as Rudolph again holds the A's to just one run. Starting pitcher Bob Shawkey allows three runs in 5.0 innings for the loss.

FINAL STATISTICS

PLAYER	AVG	G	AB	R	H	TB	2B	3B	HR	RBI	SH	SF	HP	BB	IBB	SO	SB	CS	DP	E	SLG	OBP
Baker	.250	4	16	0	4	6	2	0	0	2	0	0	0	1	-	3	0	0	1	0	.375	.294
Barry	.071	4	14	1	1	1	0	0	0	0	0	0	0	1	-	3	1	0	0	1	.071	.133
Bender	.000	1	2	0	0	0	0	0	0	0	0	0	0	0	-	0	0	0	0	0	.000	.000
Bush	.000	1	5	0	0	0	0	0	0	0	0	0	0	0	-	2	0	0	0	1	.000	.000
Collins	.214	4	14	0	3	3	0	0	0	1	0	1	0	2	-	1	1	0	0	0	.214	.294
Lapp	.000	1	1	0	0	0	0	0	0	0	0	0	0	0	-	0	0	0	0	0	.000	.000
McInnis	.143	4	14	2	2	3	1	0	0	0	0	0	0	3	-	3	0	0	0	0	.214	.294
Murphy	.188	4	16	2	3	5	2	0	0	0	0	0	0	2	-	2	0	1	1	0	.313	.278
Oldring	.067	4	15	0	1	1	0	0	0	0	2	0	0	0	-	5	0	1	0	0	.067	.067
Pennoch	.000	1	1	0	0	0	0	0	0	0	0	0	0	0	-	0	0	0	0	0	.000	.000
Plank	.000	1	2	0	0	0	0	0	0	0	0	0	0	0	-	1	0	0	0	0	.000	.000
Schang	.167	4	12	1	2	3	1	0	0	0	0	0	0	1	-	4	0	1	0	1	.250	.231
Shawkey	.500	1	2	0	1	2	1	0	0	1	0	0	0	0	-	1	0	0	0	1	1.000	.500
Strunk	.286	2	7	0	2	2	0	0	0	0	0	0	0	0	-	2	0	0	0	0	.286	.286
Walsh	.333	3	6	0	2	3	1	0	0	1	0	0	0	3	-	1	0	0	0	0	.500	.556
Wyckoff	1.000	1	1	0	1	2	1	0	0	0	0	0	0	0	-	0	0	0	0	0	2.000	1.000
Totals	.172	4	128	6	22	31	9	0	0	5	2	1	0	13	-	28	2	3	2	3	.242	.246

PITCHER	W	L	ERA	G	GS	CG	GF	SHO	SV	IP	H	R	ER	HR	HB	BB	IBB	SO	WP	BK	AVG
Bender	0	1	10.13	1	1	0	0	0	-	5.1	8	6	6	0	0	2	-	3	0	0	.381
Bush	0	1	3.27	1	1	0	0	0	-	11.0	9	5	4	1	0	4	-	4	0	0	.225
Pennoch	0	0	0.00	1	0	0	1	0	-	3.0	2	0	0	0	0	0	2	-	3	0	.200
Plank	0	1	1.00	1	1	0	0	0	-	9.0	7	1	1	0	1	4	-	6	0	0	.212
Shawkey	0	1	3.60	1	1	0	0	0	-	5.0	4	3	2	0	0	2	-	0	0	0	.222
Wyckoff	0	0	2.45	1	0	0	1	0	-	3.2	3	1	1	0	0	1	-	2	0	0	.231
Totals	0	4	3.41	4	4	2	2	0	-	37.0	33	16	14	1	1	15	-	18	0	0	.244

Game 1 – October 9
Boston 7, Philadelphia 1

Game 2 – October 10
Boston 1, Philadelphia 0

Game 3 – October 12
Boston 5, Philadelphia 4 (12)

Boston					Boston					Philadelphia				
ab	r	h	bi		ab	r	h	bi		ab	r	h	bi	
Moran rf	5	0	0	0	Mann rf	5	0	2	1	Murphy rf	5	2	2	0
Evers 2b	4	1	1	0	Evers 2b	4	0	2	0	Oldring lf	5	0	0	0
Connolly lf	3	1	1	0	Cather lf	5	0	0	0	Collins 2b	4	0	1	1
Whitted cf	3	2	1	2	Whitted cf	3	0	0	0	Baker 3b	5	0	2	2
Schmidt 1b	4	1	2	1	Schmidt 1b	4	0	1	0	McInnis 1b	5	1	1	0
Gowdy c	3	2	3	1	Gowdy c	2	0	0	0	Walsh cf	4	0	1	1
Maranville ss	4	0	2	2	Maranville ss	2	0	1	0	Barry ss	5	0	0	0
Deal 3b	4	0	0	0	Deal 3b	4	1	1	0	Schang c	4	1	1	0
Rudolph p	4	0	1	0	James p	4	0	0	0	Bush p	5	0	0	0
Totals	34	7	11	6	Totals	33	1	7	1	Totals	42	4	8	4

Philadelphia					Philadelphia					Boston				
ab	r	h	bi		ab	r	h	bi		ab	r	h	bi	
Murphy rf	4	0	1	0	Murphy rf	3	0	0	0	Moran rf	4	1	0	0
Oldring lf	3	0	0	0	Oldring lf	3	0	0	0	Evers 2b	5	0	3	0
Collins 2b	3	0	0	0	Collins 2b	3	0	1	0	Connolly lf	4	0	0	1
Baker 3b	4	0	1	0	Baker 3b	3	0	0	0	Whitted cf	5	0	0	0
McInnis 1b	2	1	0	0	McInnis 1b	3	0	0	0	Schmidt 1b	5	1	1	0
Strunk cf	4	0	2	0	Strunk cf	3	0	0	0	Deal 3b	5	0	1	0
Barry ss	4	0	0	0	Barry ss	2	0	0	0	Maranville ss	4	1	1	1
Schang c	2	0	0	0	Schang c	3	0	1	0	Gowdy c	4	1	3	2
Lapp c	1	0	0	0	Plank p	2	0	0	0	Mann pr	0	1	0	0
Bender p	2	0	0	0	Walsh ph	0	0	0	0	Tyler p	3	0	0	0
Wycoff p	1	0	1	0	Totals	25	0	2	0	Devore ph	1	0	0	0
Totals	30	1	5	0					James p	0	0	0	0	

Boston	020	013	010	7	11	2
Philadelphia	010	000	000	1	5	0

Boston	000	000	001	1	7	1
Philadelphia	000	000	000	0	2	1

Philadelphia 100 100 000 200 4 8 2
 Boston 010 100 000 201 5 9 1
 no outs when winning run scored.

E – Evers, Moran. **DP** – Boston 1, Philadelphia 4. **LOB** – Boston 3, Philadelphia 6. **2B** – Gowdy, Baker, Wyckoff. **3B** – Whitted, Gowdy. **SB** – Moran (1), Schmidt (1), Gowdy (1). **SH** – Oldring.

E – Maranville, Barry. **DP** – Boston 1, Philadelphia 11, Philadelphia 1. **2B** – Deal, Schang. **S** – Maranville. **SB** – Deal 2 (2), Barry (1). **CS** – Evers, Murphy, Schang.

E – Bush, Schang, Connolly. **DP** – Boston 1. **LOB** – Philadelphia 10, Boston 8. **2B** – Murphy 2, Baker, McInnis, Deal, Gowdy 2. **HR** – Gowdy (1). **SH** – Oldring, Moran. **SF** – Collins, Connolly. **SB** – Collins (1), Evers (1), Maranville 2 (2). **CS** – Maranville.

Boston		ip	h	r	er	bb	so
Rudolph (W)	9.0	5	1	0	3	8	
Philadelphia		ip	h	r	er	bb	so
Bender (L)	5.1	8	6	6	2	3	
Wyckoff	3.2	3	1	1	1	2	

Boston		ip	h	r	er	bb	so
James (W)	9.0	2	0	0	3	8	
Philadelphia		ip	h	r	er	bb	so
Plank (L)	9.0	7	1	1	4	6	

T – 1:58. **A** – 20,562

HBP – by Plank (Maranville). **PB** – Schang.

T – 1:56. **A** – 20,562

Umpires – Dinneen, Klem, Byron, Hildebrand.

Umpires – Hildebrand, Byron, Klem, Dinneen.

Philadelphia		ip	h	r	er	bb	so
Bush (L)	11.0	9	5	4	4	4	
Boston		ip	h	r	er	bb	so
Tyler	10.0	8	4	4	3	4	
James (W)	2.0	0	0	0	3	1	

Bush pitcher to three batters in the 12th
T – 3:06. **A** – 35,520

Umpires – Klem, Dinneen, Byron, Hildebrand.

Game 4 – October 13
Boston 3, Philadelphia 1

Philadelphia	ab	r	h	bi
Murphy rf	4	0	0	0
Oldring lf	4	0	1	0
Collins 2b	4	0	1	0
Baker 3b	4	0	1	0
McInnis 1b	4	0	1	0
Walsh cf	2	0	1	0
Barry ss	3	1	1	0
Schang c	3	0	0	0
Shawkey p	2	0	1	1
Pennock p	1	0	0	0
Totals	31	1	7	1

Boston	ab	r	h	bi
Moran rf	4	1	1	0
Evers 2b	3	1	1	2
Connolly lf	2	0	0	0
Mann ph-1f	2	0	0	0
Whitted cf	3	0	2	0
Schmidt 1b	4	0	1	1
Gowdy c	2	0	0	0
Maranville ss	3	0	0	0
Deal 3b	3	0	0	0
Rudolph p	2	1	1	0
Totals	28	3	6	3

Philadelphia	000	010	000	1	7	0
Boston	000	120	00x	3	6	0

LOB – Philadelphia 4, Boston 5. **2B** – Walsh, Shawkey, Moran. **SB** – Whitted (1). **CS** – Oldring, Schmidt.

Philadelphia	ip	h	r	er	bb	so
Shawkey (L)	5.0	4	3	3	2	0
Pennock	3.0	2	0	0	2	3
Boston	ip	h	r	er	bb	so
Rudolph (W)	9.0	7	1	1	1	7

WP – Rudolph. **PB** – Schang.

T – 1:49. **A** – 34,362

Umpires – Byron, Hildebrand, Klem, Dineen

1929 WORLD SERIES

The A's return to the World Series for the first time in 15 years and win their fourth World Championship, besting the Chicago Cubs four games to one. The pitching staff posts a 2.40 ERA, including 1.42 by Howard Ehmke. The offense hits .281 and scores 26 runs in the five-game series. Jimmy Dykes hits .421 and Mickey Cochrane adds a .400 batting average. Jimmie Foxx, Mule Haas and Al Simmons all hit two home runs each.

Ehmke strikes out 13 and tosses an eight-hitter in the opener as the A's win 3-1 at Chicago. Foxx breaks a scoreless tie with a solo home run in the seventh inning and the A's have a 3-0 lead before Ehmke allows an unearned run in the bottom of the ninth. In Game 2, Simmons drives in four runs and Foxx is 3 for 5 with three RBI and his second home run in a 9-3 victory. The series moves to Philadelphia for Game 3 when the A's lose their only game of the series, 3-1. George Earnshaw goes the distance and strikes out 10, after tossing 4.2 innings two days earlier. The A's fall behind 8-0 in Game 4 before scoring 10 times in the bottom of the seventh inning to win, 10-8. Haas and Simmons both homer in the inning and Haas and Jimmy Dykes drive in three runs each as the A's send 15 batters to the plate. Philadelphia then clinches the series with a 3-2 win in Game 5. Ehmke allows two runs in 3.2 innings before Rube Walberg comes on to pitch 5.1 innings of scoreless relief. The A's trail 2-0 entering the bottom of the ninth before Haas hits a two-run home run to tie the game. Bing Miller then has a walk-off double to drive in Simmons and win the series.

FINAL STATISTICS

PLAYER	AVG	G	AB	R	H	TB	2B	3B	HR	RBI	SH	SF	HP	BB	IBB	SO	SB	CS	DP	E	SLG	OBP
Bishop	.190	5	21	2	4	4	0	0	0	1	0	0	0	2	-	3	0	0	0	0	.190	.261
Boley	.235	5	17	1	4	4	0	0	0	1	3	0	0	0	-	3	0	0	1	0	.235	.235
Burns	.000	1	2	0	0	0	0	0	0	0	0	0	0	0	-	1	0	0	0	0	.000	.000
Cochrane	.400	5	15	5	6	7	1	0	0	0	0	0	0	7	-	0	0	0	1	0	.467	.591
Dykes	.421	5	19	2	8	9	1	0	4	0	0	0	1	-	1	0	0	0	2	.474	.450	
Earnshaw	.000	2	5	1	0	0	0	0	0	1	0	0	0	-	4	0	0	0	0	0	.000	.000
Ehmke	.200	2	5	0	1	1	0	0	0	0	0	0	0	-	0	0	0	0	0	.200	.200	
Foxx	.350	5	20	5	7	14	1	0	2	5	0	0	0	1	-	1	0	0	2	.700	.381	
French	.000	1	1	0	0	0	0	0	0	0	0	0	0	-	1	0	0	0	0	.000	.000	
Grove	.000	2	2	0	0	0	0	0	0	0	0	0	0	-	1	0	0	0	0	.000	.000	
Haas	.238	5	21	3	5	11	0	0	2	6	1	0	0	1	-	3	0	0	0	.524	.273	
Miller	.368	5	19	1	7	8	1	0	4	1	0	1	0	-	2	0	2	0	1	.421	.400	
Quinn	.000	1	2	0	0	0	0	0	0	0	0	0	0	-	2	0	0	0	0	.000	.000	
Simmons	.300	5	20	6	6	13	1	0	2	5	0	1	0	1	-	4	0	0	0	.650	.318	
Summa	.000	1	1	0	0	0	0	0	0	0	0	0	0	-	1	0	0	0	0	.000	.000	
Walberg	.000	2	1	0	0	0	0	0	0	0	0	0	0	-	0	0	0	0	1	.000	.000	
Totals	.281	5	171	26	48	71	5	0	6	26	6	1	1	13	-	27	0	2	4	4	.415	.333

PITCHER	W	L	ERA	G	GS	CG	GF	SHO	SV	IP	H	R	ER	HR	HB	BB	IBB	SO	WP	BK	AVG
Earnshaw	1	1	2.63	2	2	1	0	0	-	13.2	14	6	4	0	0	6	-	17	0	0	.250
Ehmke	1	0	1.42	2	2	1	0	0	-	12.2	14	3	2	0	0	3	-	13	0	0	.286
Grove	0	0	0.00	2	0	0	2	0	-	6.1	3	0	0	0	0	1	-	10	0	0	.143
Quinn	0	0	9.00	1	1	0	0	0	-	5.0	7	6	5	1	0	2	-	2	0	0	.318
Rommel	1	0	9.00	1	0	0	0	0	-	1.0	2	1	1	0	0	1	-	0	0	0	.500
Walberg	1	0	0.00	2	0	0	1	0	-	6.1	3	1	0	0	0	0	-	8	0	0	.143
Totals	4	1	2.40	5	5	2	3	0	-	45.0	43	17	12	1	0	13	-	50	0	0	.249

Game 1 – October 8
Philadelphia 3, Chicago 1

Philadelphia	ab	r	h	bi
Bishop 2b	4	0	0	0
Haas cf	3	0	0	0
Cochrane c	3	1	1	0
Simmons lf	4	1	0	0
Foxx 1b	4	1	2	1
Miller rf	4	0	1	2
Dykes 3b	4	0	1	0
Boley ss	4	0	0	0
Ehmke p	4	0	1	0
Totals	34	3	6	3

Chicago	ab	r	h	bi
McMillan 3b	4	0	1	0
English ss	4	0	2	0
Hornsby 2b	4	0	0	0
Wilson cf	4	0	0	0
Cuyler rf	4	1	1	0
Stephenson lf	4	0	2	1
Grimm 1b	2	0	2	0
Taylor c	2	0	0	0
Heathcote ph	1	0	0	0
Gonzalez c	0	0	0	0
Blair ph	1	0	0	0
Root p	2	0	0	0
Hartnett ph	1	0	0	0
Bush p	0	0	0	0
Tolson ph	1	0	0	0
Totals	34	1	8	1

Philadelphia	000	000	102	3	6	1
Chicago	000	000	001	1	8	2

E – Dykes, English 2. DP – Chicago 1. LOB – Philadelphia 6, Chicago 8. 2B – English. HR – Foxx (1). CS – Grimm. SH – Grimm.

Philadelphia	ip	h	r	er	bb	so
Ehmke (W)	9.0	8	1	0	1	13
Chicago	ip	h	r	er	bb	so
Root (L)	7.0	3	1	1	2	5
Bush	2	3	2	0	0	0

T – 2:03. A – 50,740

Umpires – Klem, Dinneen, Moran, Van Graflan.

Game 2 – October 9
Philadelphia 9, Chicago 3

Philadelphia	ab	r	h	bi
Bishop 2b	4	0	0	0
Haas cf	5	1	1	1
Cochrane c	2	2	1	0
Simmons lf	4	2	2	4
Foxx 1b	5	2	3	3
Miller rf	4	0	1	0
Dykes 3b	4	1	3	1
Boley ss	3	0	1	0
Earnshaw p	3	1	0	0
Grove p	2	0	0	0
Totals	36	9	12	9

Chicago	ab	r	h	bi
McMillan 3b	4	0	0	0
English ss	5	0	1	0
Hornsby 2b	4	1	1	0
Wilson cf	3	1	3	0
Cuyler rf	4	0	0	0
Stephenson lf	5	1	1	1
Grimm 1b	4	0	2	1
Taylor c	4	0	2	1
Malone p	1	0	0	0
Blake p	1	0	1	0
Heathcote ph	0	0	0	0
Hartnett ph	1	0	0	0
Carlson p	0	0	0	0
Gonzalez ph	1	0	0	0
Nehf p	0	0	0	0
Totals	37	3	11	3

Philadelphia	003	300	120	9	12	0
Chicago	000	030	000	3	11	1

E – English. DP – Philadelphia 1, Chicago 1. LOB – Philadelphia 9, Chicago 12. 2B – Foxx, English. HR – Simmons (1), Foxx (2). SH – Miller, Boley 2.

Philadelphia	ip	h	r	er	bb	so
Earnshaw (W)	4.2	8	3	3	4	7
Grove	4.1	3	0	0	1	6
Chicago	ip	h	r	er	bb	so
Malone (L)	3.2	5	6	3	5	5
Blake	1.1	2	0	0	0	1
Carlson	3	5	3	3	1	2
Nehf	1.0	0	0	0	0	0

T – 2:29. A – 49,987

Umpires – Dinneen, Moran, Van Graflan, Klem.

Game 3 – October 11
Chicago 3, Philadelphia 1

Chicago	ab	r	h	bi
McMillan 3b	4	0	0	0
English ss	4	1	0	0
Hornsby 2b	4	1	2	1
Wilson cf	3	0	2	0
Cuyler rf	4	0	1	2
Stephenson lf	4	0	1	0
Grimm 1b	4	0	0	0
Taylor c	4	0	0	0
Bush p	3	1	0	0
Totals	34	3	6	3

Philadelphia	ab	r	h	bi
Bishop 2b	4	0	1	0
Haas cf	5	0	2	0
Cochrane c	3	1	2	0
Simmons lf	3	0	0	0
Foxx 1b	4	0	0	0
Miller rf	4	0	1	1
Dykes 3b	4	0	1	0
Boley ss	4	0	2	0
Earnshaw p	2	0	0	0
Summa ph	1	0	0	0
Totals	34	1	9	1

Chicago	000	003	000	3	6	1
Philadelphia	000	010	000	1	9	1

E – English, Dykes. LOB – Chicago 6, Philadelphia 10. 2B – Hornsby, Stephenson. 3B – Wilson. CS – Miller. SH – Earnshaw. SF – Simmons.

Chicago	ip	h	r	er	bb	so
Bush (W)	9.0	9	1	1	2	4
Philadelphia	ip	h	r	er	bb	so
Earnshaw (L)	9.0	6	3	1	2	10

WP – Bush.

T – 2:09. A – 29,921

Umpires – Moran, Van Graflan, Klem, Dinneen.

Game 4 – October 12
Philadelphia 10, Chicago 8

Game 5 – October 14
Philadelphia 3, Chicago 2

Chicago	ab	r	h	bi
McMillan 3b	4	0	0	0
English ss	4	0	0	0
Hornsby 2b	5	2	2	0
Wilson cf	3	1	2	0
Cuyler rf	4	2	3	2
Stephenson lf	4	1	1	1
Grimm 1b	4	2	2	2
Taylor c	3	0	0	1
Root p	3	0	0	0
Nehf p	0	0	0	0
Blake p	0	0	0	0
Malone p	0	0	0	0
Hartnett ph	1	0	0	0
Carlson p	0	0	0	0
Totals	35	8	10	6

Philadelphia	ab	r	h	bi
Bishop 2b	5	1	2	1
Haas cf	4	1	1	3
Cochrane c	4	1	2	0
Simmons lf	5	2	2	1
Foxx 1b	4	2	2	1
Miller rf	3	1	2	0
Dykes 3b	4	1	3	3
Boley ss	3	1	1	1
Quinn p	2	0	0	0
Walberg p	0	0	0	0
Rommel p	0	0	0	0
Burns ph	2	0	0	0
Grove p	0	0	0	0
Totals	36	10	15	10

Chicago 000 205 100 8 10 2
 Philadelphia 000 000 (10)0x 10 15 2

E – Wilson, Cuyler, Miller, Walberg. **DP** – Philadelphia 1. **LOB** – Chicago 4, Philadelphia 6. **2B** – Cochrane, Dykes. **3B** – Hornsby. **HR** – Grimm (1), Haas (1), Simmons (2). **CS** – Miller. **SH** – Haas, Boley. **SF** – Taylor.

Chicago	ip	h	r	er	bb	so
Root	6.1	9	6	6	0	3
Nehf	0.0	1	2	2	1	0
Blake (L)	0.0	2	2	2	0	0
Malone	0.2	1	0	0	0	2
Carlson	1.0	2	0	0	0	1
Philadelphia	ip	h	r	er	bb	so
Quinn	5.0	7	6	5	2	2
Walberg	1.0	1	1	0	0	2
Rommel (W)	1.0	2	1	1	1	0
Grove	2.0	0	0	0	0	4

Nehf pitched to two batters in the seventh; Blake pitched to two batters in the seventh.

HBP – by Malone (Miller).

T – 2:12. **A** – 29,921

Umpires – Van Graftan, Klem, Dinneen, Moran.

Chicago	ab	r	h	bi
McMillan 3b	4	0	1	0
English ss	4	0	1	0
Hornsby 2b	4	0	0	0
Wilson cf	4	0	1	0
Cuyler rf	4	1	1	0
Stephenson lf	2	1	1	0
Grimm 1b	4	0	1	1
Taylor c	4	0	1	1
Malone p	3	0	1	0
Totals	33	2	8	2

Philadelphia	ab	r	h	bi
Bishop 2b	4	1	1	0
Haas cf	4	1	1	2
Cochrane c	3	0	0	0
Simmons lf	4	1	2	0
Foxx 1b	3	0	0	0
Miller rf	4	0	2	1
Dykes 3b	3	0	0	0
Boley ss	3	0	0	0
Ehmke p	1	0	0	0
Walberg p	1	0	0	0
French ph	1	0	0	0
Totals	31	3	6	3

Two outs when winning run scored

Chicago 000 200 000 2 8 1
 Philadelphia 000 000 003 3 6 0

E – Hornsby. **DP** – Chicago 2. **LOB** – Chicago 6, Philadelphia 4. **2B** – Cuyler, Malone, Simmons, Miller. **HR** – Haas (2). **SB** – McMillan (1). **CS** – English, Cuyler.

Chicago	ip	h	r	er	bb	so
Malone (L)	8.2	6	3	3	2	4
Philadelphia	ip	h	r	er	bb	so
Ehmke	3.2	6	2	2	2	0
Walberg (W)	5.1	2	0	0	0	6

T – 1:42. **A** – 29,921

Umpires – Klem, Dinneen, Moran, Van Graftan.

1930 WORLD SERIES

The Athletics win back-to-back World Series for the second time, defeating St. Louis four games to two. The pitching staff allows 12 runs in the six-game series for a 1.73 ERA. George Earnshaw goes 2-0 with a 0.72 ERA in three starts and Lefty Grove picks up the other two wins, posting a 1.42 ERA in three games, two starts. Offensively, the A's hit just .197 but add six home runs. Al Simmons hits .364 with two home runs and Jimmie Foxx bats .333. Mickey Cochrane adds two home runs and Jimmy Dykes drives in a team-best five runs.

Grove tosses a complete game in Game 1, a 5-2 A's win at Philadelphia. The A's are held to just five hits in the game, including a pair of solo home runs by Simmons and Cochrane. Earnshaw fires a six-hitter in the A's 6-1 win in Game 2. Simmons has two hits and Cochrane homers again, a solo shot in the first inning. The Cardinals win Game 3 in St. Louis as Bill Hallahan shuts out the A's on seven hits in a 5-0 win. Jesse Haines four-hits the A's in a 3-1 loss in Game 4 to even the series at two games each. Earnshaw and Grove then combine on a three-hit shutout in a 2-0 win in Game 5. Foxx hits a two-run home run in the ninth inning to account for all the scoring. The series returned to Philadelphia for Game 6 and the A's win their fifth and final World Championship in Philadelphia with a 7-1 victory. Earnshaw tosses a complete-game five-hitter and Dykes and Simmons both homer.

FINAL STATISTICS

PLAYER	AVG	G	AB	R	H	TB	2B	3B	HR	RBI	SH	SF	HP	BB	IBB	SO	SB	CS	DP	E	SLG	OBP
Bishop	.222	6	18	5	4	4	0	0	0	0	0	0	1	7	-	3	0	0	0	0	.222	.462
Boley	.095	6	21	1	2	2	0	0	0	1	1	0	0	0	-	1	0	0	0	1	.095	.095
Cochrane	.222	6	18	5	4	11	1	0	2	4	0	1	0	5	-	2	0	1	0	1	.611	.375
Dykes	.222	6	18	2	4	10	3	0	1	5	2	0	0	5	-	3	0	0	0	1	.556	.391
Earnshaw	.000	3	9	0	0	0	0	0	0	0	0	0	0	0	-	5	0	0	0	0	.000	.000
Foxx	.333	6	21	3	7	14	2	1	1	3	0	0	0	2	-	4	0	0	1	0	.667	.391
Grove	.000	3	6	0	0	0	0	0	0	0	0	0	0	0	-	3	0	0	0	0	.000	.000
Haas	.111	6	18	1	2	4	0	1	0	1	0	1	0	1	-	3	0	1	1	0	.222	.150
McNair	.000	1	1	0	0	0	0	0	0	0	0	0	0	0	-	0	0	0	0	0	.000	.000
Miller	.143	6	21	0	3	5	2	0	0	3	1	1	0	0	-	4	0	0	0	0	.238	.136
Moore	.333	3	3	0	1	1	0	0	0	0	0	0	0	1	-	1	0	0	0	0	.333	.500
Shores	—	1	0	0	0	0	0	0	0	0	0	0	0	1	-	0	0	0	0	0	—	1.000
Simmons	.364	6	22	4	8	16	2	0	2	4	0	0	0	2	-	2	0	0	1	0	.727	.417
Walberg	.000	1	2	0	0	0	0	0	0	0	0	0	0	0	-	1	0	0	0	0	.000	.000
Totals	.197	6	178	21	35	67	10	2	6	21	4	3	1	24	-	32	0	2	3	3	.376	.291

PITCHER	W	L	ERA	G	GS	CG	GF	SHO	SV	IP	H	R	ER	HR	HB	BB	IBB	SO	WP	BK	AVG
Earnshaw	2	0	0.72	3	3	2	0	0	-	25.0	13	2	2	1	0	7	-	19	0	0	.149
Grove	2	1	1.42	3	2	2	1	0	-	19.0	15	5	3	0	0	3	-	10	0	0	.214
Quinn	0	0	4.50	1	0	0	1	0	-	2.0	3	1	1	0	0	0	-	1	0	0	.333
Shores	0	0	13.50	1	0	0	0	0	-	1.1	3	2	2	0	0	0	-	0	0	0	.429
Walberg	0	1	3.86	1	1	0	0	0	-	4.2	4	2	2	1	0	1	-	3	0	0	.235
Totals	4	2	1.73	6	6	4	2	1	-	52.0	38	12	10	2	0	11	-	33	0	0	.200

Game 1 – October 1
Philadelphia 5, St. Louis 2

St. Louis	ab	r	h	bi
Douthit cf	4	0	0	1
Adams 3b	3	0	1	1
Frisch 2b	4	0	2	0
Bottomley 1b	4	0	0	0
Hafey lf	4	0	1	0
Blades rf	3	0	0	0
Mancuso c	4	1	1	0
Gelbert ss	4	1	2	0
Grimes p	3	0	2	0
Puccinelli ph	1	0	0	0
Totals	34	2	9	2

Philadelphia	ab	r	h	bi
Bishop 2b	3	1	0	0
Dykes 3b	4	0	1	1
Cochrane c	3	1	1	1
Simmons lf	3	1	1	1
Foxx 1b	3	1	1	0
Miller rf	2	0	0	1
Haas cf	3	1	1	0
Boley ss	2	0	0	1
Grove p	3	0	0	0
Totals	26	5	5	5

St. Louis	002	000	000	2	9	0
Philadelphia	010	101	11x	5	5	0

LOB – St. Louis 8, Philadelphia 2. **2B** – Frisch, Hafey, Dykes. **3B** – Foxx, Haas. **HR** – Cochrane (1), Simmons (1). **CS** – Cochrane. **SH** – Boley. **SF** – Douthit, Adams, Miller.

St. Louis	ip	h	r	er	bb	so
Grimes (L)	8.0	5	5	5	3	6
Philadelphia	ip	h	r	er	bb	so
Grove (W)	9.0	9	2	2	1	5

T – 1:48. **A** – 32,295

Umpires – Moriarty, Rigler, Geisel, Reardon.

Game 2 – October 2
Philadelphia 6, St. Louis 1

St. Louis	ab	r	h	bi
Douthit cf	4	0	0	0
Adams 3b	4	0	1	0
Frisch 2b	4	0	1	0
Bottomley 1b	4	0	0	0
Hafey lf	4	0	0	0
Watkins rf	4	1	1	1
Mancuso c	3	0	1	0
Gelbert ss	3	0	1	0
Rhem p	1	0	0	0
Lindsey p	1	0	1	0
Fisher ph	1	0	0	0
Johnson p	0	0	0	0
Totals	33	1	6	1

Philadelphia	ab	r	h	bi
Bishop 2b	2	1	0	0
Dykes 3b	3	0	1	2
Cochrane c	3	2	1	1
Simmons lf	4	2	2	1
Foxx 1b	3	0	1	1
Miller rf	4	0	1	1
Haas cf	4	0	0	0
Boley ss	4	1	1	0
Earnshaw p	3	0	0	0
Totals	30	6	7	6

St. Louis	010	000	000	1	6	2
Philadelphia	202	200	00x	6	7	2

E – Rhem, Frisch, Cochrane, Boley. **DP** – St. Louis 1, Philadelphia 1. **LOB** – St. Louis 6, Philadelphia 5. **2B** – Frisch, Dykes, Simmons, Foxx. **HR** – Watkins (1), Cochrane (2). **SB** – Frisch (1). **SH** – Dykes.

St. Louis	ip	h	r	er	bb	so
Rhem (L)	3.1	7	6	4	2	3
Lindsey	2.2	0	0	0	0	2
Johnson	2.0	0	0	0	2	2
Philadelphia	ip	h	r	er	bb	so
Earnshaw (W)	9.0	6	1	1	1	8

T – 1:47. **A** – 32,295

Umpires – Rigler, Geisel, Reardon, Moriarty.

Game 3 – October 4
St. Louis 5, Philadelphia 0

Philadelphia	ab	r	h	bi
Bishop 2b	4	0	3	0
Dykes 3b	4	0	0	0
Cochrane c	2	0	0	0
Simmons lf	4	0	2	0
Foxx 1b	4	0	1	0
Miller rf	4	0	0	0
Haas cf	3	0	0	0
Moore ph	1	0	1	0
Boley ss	4	0	0	0
Walberg p	2	0	0	0
Shores p	0	0	0	0
Quinn p	0	0	0	0
McNair ph	1	0	0	0
Totals	33	0	7	0

St. Louis	ab	r	h	bi
Douthit cf	4	1	2	1
Adams 3b	4	0	0	0
Frisch 2b	4	0	0	0
Bottomley 1b	4	1	1	0
Hafey lf	4	1	2	1
Blades rf	2	1	1	0
Watkins rf	2	1	1	0
Wilson c	4	0	2	2
Gelbert ss	3	0	1	1
Hallahan p	2	0	0	0
Totals	33	5	10	5

Philadelphia	000	000	000	0	7	0
St. Louis	000	110	21x	5	10	0

DP – St. Louis 1. **LOB** – Philadelphia 11, St. Louis 5. **2B** – Simmons, Bottomley, Hafey. **HR** – Douthit (1).

Philadelphia	ip	h	r	er	bb	so
Walberg (L)	4.2	4	2	2	1	3
Shores	1.1	3	2	2	0	0
Quinn	2.0	3	1	1	0	1
St. Louis	ip	h	r	er	bb	so
Hallahan (W)	9.0	7	0	0	5	6

Shores pitched to three batters in the seventh

T – 1:55. **A** – 36,944

Umpires – Geisel, Reardon, Moriarty, Rigler.

Game 4 – October 5
St. Louis 3, Philadelphia 1

Philadelphia	ab	r	h	bi
Bishop 2b	3	1	1	0
Dykes 3b	2	0	0	0
Cochrane c	4	0	0	0
Simmons lf	3	0	2	1
Foxx 1b	4	0	1	0
Miller rf	4	0	0	0
Haas cf	3	0	0	0
Boley ss	4	0	0	0
Grove p	3	0	0	0
Totals	30	1	4	1

St. Louis	ab	r	h	bi
Douthit cf	4	0	0	0
Adams 3b	4	0	0	0
Frisch 2b	4	0	0	0
Bottomley 1b	4	0	0	0
Hafey lf	3	1	1	0
Blades rf	3	1	0	0
Wilson c	3	0	1	0
Gelbert ss	2	1	2	1
Haines p	2	0	1	1
Totals	29	3	5	2

Philadelphia	100	000	000	1	4	1
St. Louis	001	200	00x	3	5	1

E – Dykes, Frisch. **DP** – St. Louis 1. **LOB** – Philadelphia 7, St. Louis 4. **2B** – Hafey. **3B** – Gelbert. **SH** – Dykes, Haines.

Philadelphia	ip	h	r	er	bb	so
Grove (L)	8.0	5	3	1	1	3
St. Louis	ip	h	r	er	bb	so
Haines (W)	9.0	4	1	1	4	2

WP – Haines.

T – 1:41. **A** – 39,946

Umpires – Reardon, Moriarty, Rigler, Geisel.

Game 5 – October 6
Philadelphia 2, St. Louis 0

Philadelphia	ab	r	h	bi
Bishop 2b	4	0	0	0
Dykes 3b	3	0	0	0
Cochrane c	3	1	1	0
Simmons lf	4	0	0	0
Foxx 1b	4	1	2	2
Miller rf	4	0	0	0
Haas cf	4	0	1	0
Boley ss	3	0	1	0
Earnshaw p	2	0	0	0
Moore ph	0	0	0	0
Grove p	0	0	0	0
Totals	31	2	5	2

St. Louis	ab	r	h	bi
Douthit cf	4	0	0	0
Adams 3b	4	0	1	0
Frisch 2b	4	0	1	0
Bottomley 1b	4	0	0	0
Hafey lf	3	0	0	0
Watkins rf	3	0	0	0
Blades ph	0	0	0	0
Wilson c	4	0	1	0
Gelbert ss	2	0	0	0
Grimes p	2	0	0	0
Totals	30	0	3	0

Philadelphia	000	000	002	2	5	0
St. Louis	000	000	000	0	3	1

E – Frisch. **DP** – St. Louis 1. **LOB** – Philadelphia 5, St. Louis 8. **2B** – Wilson. **HR** – Foxx (1). **CS** – Haas. **SH** – Grimes.

Philadelphia	ip	h	r	er	bb	so
Earnshaw	7.0	2	0	0	3	5
Grove (W)	2.0	1	0	0	1	2
St. Louis	ip	h	r	er	bb	so
Grimes (L)	9.0	5	2	2	3	7

T – 1:58. **A** – 38,844

Umpires – Moriarty, Rigler, Geisel, Reardon.

Game 6 – October 8
Philadelphia 7, St. Louis 1

St. Louis	ab	r	h	bi
Douthit cf	4	0	0	0
Adams 3b	2	0	0	0
High ph-3b	2	1	1	0
Watkins rf	3	0	0	0
Frisch 2b	4	0	1	0
Hafey lf	4	0	2	1
Bottomley 1b	2	0	0	0
Wilson c	4	0	0	0
Gelbert ss	3	0	0	0
Hallahan p	0	0	0	0
Fisher ph	1	0	1	0
Johnson p	0	0	0	0
Blades ph	1	0	0	0
Lindsey p	0	0	0	0
Orsatti ph	1	0	0	0
Bell p	0	0	0	0
Totals	31	1	5	1

Philadelphia	ab	r	h	bi
Bishop 2b	2	2	0	0
Dykes 3b	2	2	2	2
Cochrane c	3	1	1	2
Simmons cf-1f	4	1	1	1
Foxx 1b	3	1	1	0
Miller rf	3	0	2	1
Moore lf	2	0	0	0
Haas cf	1	0	0	1
Boley ss	4	0	0	0
Earnshaw p	4	0	0	0
Totals	28	7	7	7

St. Louis	000	000	001	1	5	1
Philadelphia	201	211	00x	7	7	0

E – Watkins. **DP** – Philadelphia 1. **LOB** – St. Louis 6, Philadelphia 6. **2B** – Hafey 2, Fisher, Dykes, Cochrane, Foxx, Miller 2. **HR** – Dykes (1), Simmons (2). **SH** – Miller. **SF** – Cochrane, Haas.

St. Louis	ip	h	r	er	bb	so
Hallahan (L)	2.0	2	2	2	3	2
Johnson	3.0	4	4	4	1	2
Lindsey	2.0	1	1	1	1	0
Bell	1.0	0	0	0	0	0
Philadelphia	ip	h	r	er	bb	so
Earnshaw (W)	9.0	5	1	1	3	6

HBP – by Hallahan (Bishop). **PB** – Wilson.

T – 1:46. **A** – 32,295

Umpires – Rigler, Geisel, Reardon, Moriarty.

1931 WORLD SERIES

The A's and Cardinals meet in the World Series for the second consecutive season but the A's lose in seven games. The pitching staff posts a 2.66 ERA, including 1.88 by George Earnshaw and 2.42 by Lefty Grove, who picks up two of the A's three wins. Earnshaw and Grove both start three games each. The offense hits .220 and scores 22 runs in the seven-game series. Jimmie Foxx hits .348 and Al Simmons bats .333 with two of the A's three home runs and eight RBI.

The series opens in St. Louis and the A's take a 1-0 lead with a 6-2 win in Game 1. Grove goes the distance, allowing 12 hits, and Simmons drives in three runs, including a two-run home run in the seventh. Bill Hallahan tosses a three-hit shutout as the A's lose Game 2, 2-0. The A's then fall behind in the series with a 5-2 loss in Game 3 at Philadelphia. Burleigh Grimes no hits the A's over the first seven innings before Bing Miller singles in the eighth. Al Simmons hits a two-run home run in the ninth for the A's only runs. The A's even the series at two games each with a 3-0 win in Game 4. Earnshaw tosses a two-hit shutout and Foxx hits a solo home run in the sixth. St. Louis wins the final game in Philadelphia, 5-1, but the A's win Game 6 at St. Louis, 8-1 to force a seventh game. In the final game, Grimes again shuts down the A's in a 4-2 win. He does not allow a run over the first eight innings before yielding a pinch hit two-run single to Doc Cramer with two outs in the ninth. Max Bishop comes to the plate as the potential winning run but Hallahan relieves Grimes and gets Bishop to fly out to end the series.

FINAL STATISTICS

PLAYER	AVG	G	AB	R	H	TB	2B	3B	HR	RBI	SH	SF	HP	BB	IBB	SO	SB	CS	DP	E	SLG	OBP
Bishop	.148	7	27	4	4	4	0	0	0	0	0	0	0	3	-	5	0	0	0	0	.148	.233
Boley	.000	1	1	0	0	0	0	0	0	0	0	0	0	0	-	1	0	0	0	0	.000	.000
Cochrane	.160	7	25	2	4	4	0	0	0	1	0	0	0	5	-	2	0	0	1	1	.160	.300
Cramer	.500	2	2	0	1	1	0	0	0	2	0	0	0	0	-	0	0	0	0	0	.500	.500
Dykes	.227	7	22	2	5	5	0	0	0	2	1	0	0	5	-	1	0	0	1	0	.227	.370
Earnshaw	.000	3	8	0	0	0	0	0	0	0	0	0	0	0	-	2	0	0	2	0	.000	.000
Foxx	.348	7	23	3	8	11	0	0	1	3	0	0	0	6	-	5	0	0	0	1	.478	.483
Grove	.000	3	10	0	0	0	0	0	0	0	0	0	0	0	-	7	0	0	0	0	.000	.000
Haas	.130	7	23	1	3	4	1	0	0	2	2	0	0	3	-	5	0	0	0	0	.174	.231
Heving	.000	1	1	0	0	0	0	0	0	0	0	0	0	0	-	0	0	0	0	0	.000	.000
Hoyt	.000	1	2	0	0	0	0	0	0	0	0	0	0	0	-	0	0	0	0	0	.000	.000
McNair	.000	2	2	1	0	0	0	0	0	0	0	0	0	0	-	1	0	0	0	0	.000	.000
Miller	.269	7	26	3	7	8	1	0	0	1	1	0	1	0	-	4	0	0	0	0	.308	.296
Moore	.333	2	3	0	1	1	0	0	0	0	0	0	0	0	-	1	0	0	0	0	.333	.333
Simmons	.333	7	27	4	9	17	2	0	2	8	0	0	0	3	-	3	0	0	1	0	.630	.400
Todt	-	1	0	0	0	0	0	0	0	0	0	0	0	1	-	0	0	0	0	0	-	1.000
Williams	.320	7	25	2	8	9	1	0	0	1	0	0	0	2	-	9	0	0	0	0	.360	.370
Totals	.220	7	227	22	50	64	5	0	3	20	4	0	1	28	-	46	0	0	5	2	.282	.309

PITCHER	W	L	ERA	G	GS	CG	GF	SHO	SV	IP	H	R	ER	HR	HB	BB	IBB	SO	WP	BK	AVG
Earnshaw	1	2	1.88	3	3	2	0	1	-	24.0	12	6	5	1	0	4	-	20	1	0	.148
Grove	2	1	2.42	3	3	2	0	0	-	26.0	28	7	7	0	0	2	-	16	0	0	.269
Hoyt	0	1	4.50	1	1	0	0	0	-	6.0	7	3	3	1	0	0	-	1	0	0	.292
Mahaffey	0	0	9.00	1	0	0	1	0	-	1.0	1	1	1	0	0	1	-	0	0	0	.250
Rommel	0	0	9.00	1	0	0	1	0	-	1.0	3	1	1	0	0	0	-	0	0	0	.500
Walberg	0	0	3.00	2	0	0	1	0	-	3.0	3	1	1	0	0	2	-	4	0	0	.300
Totals	3	4	2.66	7	7	4	3	1	-	61.0	54	19	18	2	0	9	-	41	1	0	.236

Game 1 – October 1
Philadelphia 6, St. Louis 2

Philadelphia	ab	r	h	bi
Bishop 2b	5	1	1	0
Haas cf	5	1	1	1
Cochrane c	4	2	2	0
Simmons lf	4	1	1	3
Foxx 1b	4	0	2	2
Miller rf	4	0	0	0
Dykes 3b	3	0	2	0
Williams ss	4	1	2	0
Grove p	4	0	0	0
Totals	37	6	11	6

St. Louis	ab	r	h	bi
High 3b	4	0	1	0
Mancuso ph	1	0	0	0
Roettger rf	5	1	2	0
Frisch 2b	4	1	2	0
Bottomley 1b	4	0	1	1
Hafey lf	4	0	1	0
Martin cf	4	0	3	1
Wilson c	4	0	0	0
Gelbert ss	4	0	2	0
Derringer p	2	0	0	0
Flowers ph	1	0	0	0
Johnson p	0	0	0	0
Blades ph	1	0	0	0
Totals	38	2	12	2

Philadelphia 004 000 200 6 11 0
 St. Louis 200 000 000 2 12 0

DP – Philadelphia 1, St. Louis 1. **LOB** – Philadelphia 7, St. Louis 9. **2B** – Haas, Martin, Gelbert. **HR** – Simmons (1). **SB** – Hafey (1), Martin (1).

Philadelphia	ip	h	r	er	bb	so
Grove (W)	9.0	12	2	2	0	7
St. Louis	ip	h	r	er	bb	so
Derringer (L)	7.0	11	6	6	3	9
Johnson	2.0	0	0	0	0	2

T – 1:55. **A** – 38,529
Umpires – Klem, Nallin, Stark, McGowan.

Game 2 – October 2
St. Louis 2, Philadelphia 0

Philadelphia	ab	r	h	bi
Bishop 2b	5	0	0	0
Haas cf	4	0	1	0
Cochrane c	2	0	0	0
Simmons lf	4	0	0	0
Foxx 1b	2	0	1	0
Miller rf	4	0	1	0
Dykes 3b	2	0	0	0
Williams ss	2	0	0	0
Earnshaw p	3	0	0	0
Moore ph	1	0	0	0
Totals	29	0	3	0

St. Louis	ab	r	h	bi
Flowers 3b	4	0	0	0
Watkins rf	4	0	2	0
Frisch 2b	4	0	1	0
Bottomley 1b	3	0	0	0
Hafey lf	4	0	0	0
Martin cf	3	2	2	0
Wilson c	3	0	0	1
Gelbert ss	2	0	1	1
Hallahan p	2	0	0	0
Totals	29	2	6	2

Philadelphia 000 000 000 0 3 0
 St. Louis 010 000 10x 2 6 1

E – Wilson. **DP** – St. Louis 1. **LOB** – Philadelphia 10, St. Louis 6. **2B** – Watkins, Frisch, Martin. **SH** – Dykes, Gelbert, Hallahan. **SB** – Martin 2 (3).

Philadelphia	ip	h	r	er	bb	so
Earnshaw (L)	8.0	6	2	2	1	5
St. Louis	ip	h	r	er	bb	so
Hallahan (W)	9.0	3	0	0	7	8

WP – Hallahan.
T – 1:49. **A** – 35,947
Umpires – Nallin, Stark, McGowan, Klem.

Game 3 – October 5
St. Louis 5, Philadelphia 2

St. Louis	ab	r	h	bi
Adams 3b	3	0	0	0
Flowers 3b	1	0	0	0
Roettger rf	5	0	1	0
Watkins pr-rf	0	1	0	0
Frisch 2b	5	0	1	0
Bottomley 1b	4	1	1	1
Hafey lf	5	1	1	0
Martin cf	4	2	2	0
Wilson c	4	0	3	1
Gelbert ss	4	0	1	1
Grimes p	4	0	2	2
Totals	39	5	12	5

Philadelphia	ab	r	h	bi
Bishop 2b	3	0	0	0
Haas cf	4	0	0	0
Cochrane c	3	0	0	0
McNair pr	0	1	0	0
Simmons lf	4	1	1	2
Foxx 1b	2	0	0	0
Miller rf	3	0	1	0
Dykes 3b	3	0	0	0
Williams ss	3	0	0	0
Grove p	2	0	0	0
Cramer ph	1	0	0	0
Mahaffey p	0	0	0	0
Totals	28	2	2	2

St. Louis 020 200 001 5 12 0
 Philadelphia 000 000 002 2 2 0

DP – St. Louis 1. **LOB** – St. Louis 9, Philadelphia 3. **2B** – Roettger, Bottomley, Martin. **HR** – Simmons (2).

St. Louis	ip	h	r	er	bb	so
Grimes (W)	9.0	2	2	2	4	5
Philadelphia	ip	h	r	er	bb	so
Grove (L)	8.0	11	4	4	1	2
Mahaffey	1.0	1	1	1	1	0

T – 2:10. **A** – 32,295
Umpires – Stark, McGowan, Klem, Nallin.

Game 4 – October 6
Philadelphia 3, St. Louis 0

St. Louis	ab	r	h	bi
Flowers 3b	1	0	0	0
High 3b	3	0	0	0
Watkins rf	4	0	0	0
Frisch 2b	3	0	0	0
Bottomley 1b	3	0	0	0
Hafey lf	3	0	0	0
Martin cf	3	0	2	0
Wilson c	3	0	0	0
Gelbert ss	3	0	0	0
Johnson p	2	0	0	0
Lindsey p	0	0	0	0
Collins ph	1	0	0	0
Derringer p	0	0	0	0
Totals	29	0	2	0

Philadelphia	ab	r	h	bi
Bishop 2b	4	1	2	0
Haas cf	3	0	1	0
Cochrane c	3	0	0	0
Simmons lf	4	0	2	1
Fox 1b	3	1	1	1
Miller rf	4	1	1	0
Dykes 3b	4	0	2	1
Williams ss	4	0	1	0
Earnshaw p	3	0	0	0
Totals	32	3	10	3

St. Louis	000	000	000	0	2	1
Philadelphia	100	002	00x	3	10	0

E – Bottomley. **DP** – St. Louis 1. **LOB** – St. Louis 3, Philadelphia 8. **2B** – Martin, Simmons, Miller. **HR** – Fox (1). **SH** – Haas. **SB** – Frisch (1), Martin (4).

St. Louis	ip	h	r	er	bb	so
Johnson (L)	5.2	9	3	3	1	2
Lindsey	1.1	1	0	0	1	2
Derringer	1.0	0	0	0	0	1
Philadelphia	ip	h	r	er	bb	so
Earnshaw (W)	9.0	2	0	0	1	8

T – 1:58. **A** – 32,295

Umpires – McGowan, Klem, Nallin, Stark.

Game 5 – October 7
St. Louis 5, Philadelphia 1

St. Louis	ab	r	h	bi
Adams 3b	1	0	1	0
High pr-3b	4	1	0	0
Watkins rf	3	1	0	0
Frisch 2b	4	1	2	0
Martin cf	4	1	3	4
Hafey lf	4	0	1	0
Bottomley 1b	4	1	2	0
Wilson c	4	0	2	0
Gelbert ss	4	0	1	1
Hallahan p	4	0	0	0
Totals	36	5	12	5

Philadelphia	ab	r	h	bi
Bishop 2b	2	0	0	0
McNair ph-2b	2	0	0	0
Haas cf	2	0	0	0
Moore ph-lf	2	0	1	0
Cochrane c	4	0	1	0
Simmons lf	4	1	3	0
Fox 1b	3	0	2	0
Miller rf	4	0	0	1
Dykes 3b	4	0	1	0
Williams ss	4	0	1	0
Hoyt p	2	0	0	0
Walberg p	0	0	0	0
Hoving ph	1	0	0	0
Rommel p	0	0	0	0
Boley ph	1	0	0	0
Totals	35	1	9	1

St. Louis	100	002	011	5	12	0
Philadelphia	000	000	100	1	9	0

DP – St. Louis 1, Philadelphia 1. **LOB** – St. Louis 5, Philadelphia 8. **2B** – Frisch, Simmons. **HR** – Martin (1). **SB** – Watkins (1). **CS** – Martin, Wilson.

St. Louis	ip	h	r	er	bb	so
Hallahan (W)	9.0	9	1	1	1	4
Philadelphia	ip	h	r	er	bb	so
Hoyt (L)	6.0	7	3	3	0	1
Walberg	2.0	2	1	1	1	2
Rommel	1.0	3	1	1	0	0

T – 1:56. **A** – 32,295

Umpires – Klem, Nallin, Stark, McGowan.

Game 6 – October 9
Philadelphia 8, St. Louis 1

Philadelphia	ab	r	h	bi
Bishop 2b	4	2	1	0
Haas cf	2	0	0	1
Cochrane c	5	0	1	1
Simmons lf	4	1	1	2
Fox 1b	5	2	2	0
Miller rf	3	1	1	0
Dykes 3b	3	1	0	1
Williams ss	4	1	2	1
Grove p	4	0	0	0
Totals	34	8	8	6

St. Louis	ab	r	h	bi
Flowers 3b	4	1	1	0
Roettger rf	4	0	1	0
Frisch 2b	4	0	1	1
Martin cf	3	0	0	0
Hafey lf	4	0	1	0
Bottomley 1b	4	0	0	0
Wilson c	3	0	0	0
Mancuso c	0	0	0	0
Gelbert ss	3	0	1	0
Derringer p	0	0	0	0
Johnson p	0	0	0	0
Blades ph	1	0	0	0
Lindsey p	0	0	0	0
Collins ph	1	0	0	0
Rhem p	0	0	0	0
Totals	31	1	5	1

Philadelphia	000	040	400	8	8	1
St. Louis	000	001	000	1	5	2

E – Cochrane, Flowers, Hafey. **DP** – Philadelphia 1, St. Louis 1. **LOB** – Philadelphia 8, St. Louis 5. **2B** – Williams, Flowers. **SH** – Haas, Miller, Derringer.

Philadelphia	ip	h	r	er	bb	so
Grove (W)	9.0	5	1	1	1	7
St. Louis	ip	h	r	er	bb	so
Derringer (L)	4.2	3	4	0	4	4
Johnson	1.1	1	0	0	0	2
Lindsey	2.0	3	4	2	2	0
Rhem	1.0	1	0	0	0	1

WP – Derringer. **HBP** – by Lindsey (Miller).

T – 1:57. **A** – 39,401

Umpires – Nallin, Stark, McGowan, Klem.

Game 7 – October 10
St. Louis 4, Philadelphia 2

Philadelphia	ab	r	h	bi
Bishop 2b	4	0	0	0
Haas cf	3	0	0	0
Cochrane c	4	0	0	0
Simmons lf	3	0	1	0
Foxx 1b	4	0	0	0
Miller rf	4	1	3	0
Dykes 3b	3	1	0	0
Williams ss	4	0	2	0
Earnshaw p	2	0	0	0
Tody ph	0	0	0	0
Walberg p	0	0	0	0
Cramer ph	1	0	1	2
Totals	32	2	7	2

St. Louis	ab	r	h	bi
High 3b	4	2	3	0
Watkins rf	3	2	2	2
Frisch 2b	3	0	0	0
Martin cf	3	0	0	0
Orsatti lf	3	0	0	0
Bottomley 1b	3	0	0	0
Wilson c	2	0	0	0
Gelbert ss	3	0	0	0
Grimes p	3	0	0	0
Hallahan p	0	0	0	0
Totals	27	4	5	2

Philadelphia	000	000	002	2	7	1
St. Louis	202	000	00x	4	5	0

E – Foxx. **DP** – Philadelphia 1, St. Louis 1. **LOB** – Philadelphia 8, St. Louis 3.
HR – Watkins (1). **SH** – Frisch. **SB** – Martin (5).

Philadelphia	ip	h	r	er	bb	so
Earnshaw (L)	7.0	4	4	3	2	7
Walberg	1.0	1	0	0	1	2
St. Louis	ip	h	r	er	bb	so
Grimes (W)	8.2	7	2	2	5	6
Hallahan	0.1	0	0	0	0	0

WP – Earnshaw.
T – 1:57. **A** – 20,805
Umpires – Stark, McGowan, Klem, Nal-
lin.

1971 ALCS

In their first trip to the ALCS, the Oakland A's ran into the defending World Champion Baltimore Orioles, losing in three straight games. Touted A's pitchers Vida Blue and Jim "Catfish" Hunter ran into problems during the series, leading to the A's downfall. Offensively, the A's got solid performances out of third baseman Sal Bando and right fielder Reggie Jackson, who hit .364 and .333 respectively.

In Game 1, Vida Blue took a 3-1 lead into the bottom of the seventh before allowing a RBI single to Mark Belanger, a RBI double by Curt Motton and a two-run double by Paul Blair. ALCS MVP Mike Cuellar tossed a complete game six-hitter to defeat the A's in Game 2. Jim Hunter also went the distance for the A's, allowing seven hits, including four home runs. In Game 3, Reggie Jackson homered twice and Sal Bando once but that was the A's only scoring as Jim Palmer tossed a complete game seven-hitter.

FINAL STATISTICS

PLAYER	AVG	G	AB	R	H	TB	2B	3B	HR	RBI	SH	SF	HP	BB	IBB	SO	SB	CS	DP	E	SLG	OBP
Bando	.364	3	11	3	4	9	2	0	1	1	0	0	0	1	0	0	0	0	1	0	.818	.417
Blefary	.000	1	1	0	0	0	0	0	0	0	0	0	0	0	0	1	0	0	0	0	.000	.000
Blue	.000	1	3	0	0	0	0	0	0	0	0	0	0	0	0	3	0	0	0	0	.000	.000
Campaneris	.167	3	12	0	2	3	1	0	0	0	0	0	0	0	0	1	0	1	0	0	.250	.167
Davis	.375	3	8	1	3	4	1	0	0	0	1	0	0	0	0	0	0	1	0	0	.500	.375
Duncan	.500	2	6	0	3	4	1	0	0	2	0	0	0	0	0	0	0	1	0	0	.667	.500
Epstein	.200	2	5	0	1	1	0	0	0	0	0	0	0	0	0	3	0	0	0	0	.200	.200
Green	.286	3	7	0	2	2	0	0	0	0	1	0	0	1	0	1	0	0	1	0	.286	.375
Hegan	.000	1	1	0	0	0	0	0	0	0	0	0	0	0	0	1	0	0	0	0	.000	.000
Hunter	.000	1	3	0	0	0	0	0	0	0	0	0	0	0	0	1	0	0	0	0	.000	.000
Jackson	.333	3	12	2	4	11	1	0	2	2	0	0	0	0	0	1	0	0	0	0	.917	.333
Mangual	.167	3	12	1	2	5	1	1	0	2	0	0	0	0	0	1	0	0	1	0	.417	.167
Monday	.000	1	3	0	0	0	0	0	0	0	0	0	0	1	0	2	0	0	0	0	.000	.250
Rudi	.143	2	7	0	1	2	1	0	0	0	0	0	0	1	0	0	0	0	0	0	.286	.250
Segui	.000	1	2	0	0	0	0	0	0	0	0	0	0	0	0	0	0	0	0	0	.000	.000
Tenace	.000	1	3	0	0	0	0	0	0	0	0	0	0	1	0	1	0	0	0	0	.000	.250
Totals	.229	3	96	7	22	41	8	1	3	7	2	0	0	5	0	16	0	3	3	0	.427	.267

PITCHER	W	L	ERA	G	GS	CG	GF	SHO	SV	IP	H	R	ER	HR	HB	BB	IBB	SO	WP	BK	AVG
Blue	0	1	6.43	1	1	0	0	0	0	7.0	7	5	5	0	0	2	0	8	0	0	.259
Fingers	0	0	7.71	2	0	0	1	0	0	2.1	2	2	2	0	0	1	0	2	0	0	.250
Grant	0	0	0.00	1	0	0	1	0	0	2.0	3	0	0	0	0	0	0	2	0	0	.333
Hunter	0	1	5.63	1	1	1	0	0	0	8.0	7	5	5	4	0	2	0	6	0	0	.233
Knowles	0	0	0.00	1	0	0	0	0	0	0.1	1	0	0	0	0	0	0	1	0	0	.500
Locker	0	0	0.00	1	0	0	0	0	0	0.2	0	0	0	0	0	2	0	0	0	0	.000
Segui	0	1	5.79	1	1	0	0	0	0	4.2	6	3	3	0	0	6	2	4	0	0	.333
Totals	0	3	5.40	3	3	1	2	0	0	25.0	26	15	15	4	0	13	2	22	1	0	.274

Game 1 — October 3
Baltimore 5, Oakland 3

Game 2 — October 4
Baltimore 5, Oakland 1

Game 3 — October 5
Baltimore 5, Oakland 3

Oakland	ab	r	h	bi
Campaneris ss	4	0	1	0
Rudi lf	4	0	1	0
Jackson cf	4	0	0	0
Davis 1b	4	1	1	0
Bando 3b	4	1	2	0
Mangual cf	4	1	2	2
Duncan c	3	0	2	1
Epstein ph	1	0	0	0
Green 2b	1	0	0	0
Blue p	3	0	0	0
Fingers p	0	0	0	0
Totals	32	3	9	3

Baltimore	ab	r	h	bi
Blair cf	4	0	1	2
Johnson 2b	4	1	1	0
Rettenmund lf	4	0	1	1
F. Robinson rf	3	1	0	0
Powell 1b	4	0	1	0
B. Robinson 3b	3	1	1	0
Etchebarren c	3	0	0	0
Belanger ss	2	1	1	1
McNally p	2	0	0	0
Motton ph	1	0	1	1
Palmer pr	0	1	0	0
Watt p	0	0	0	0
Totals	30	5	7	5

Oakland	020	100	000	3	9	0
Baltimore	000	100	40x	5	7	1

E – Johnson. **DP** – Oakland 1, Baltimore 2. **LOB** – Oakland 4, Baltimore 3. **2B** – Rudi, Bando, Duncan, Mangual, Johnson, Rettenmund, Motton, Blair, Campaneris. **3B** – Mangual. **S** – Green.

Oakland	ip	h	r	er	bb	so
Blue (L)	7.0	7	5	5	2	8
Fingers	1.0	0	0	0	0	1
Baltimore	ip	h	r	er	bb	so
McNally (W)	7.0	7	3	3	1	5
Watt (S)	2.0	2	0	0	0	1

T – 2:23. **A** – 42,621
Umpires – Soar, Napp, DiMuro, O'Donnell, Luciano, Kunkel.

Oakland	ab	r	h	bi
Campaneris ss	4	0	1	0
Rudi lf	3	0	0	0
Jackson rf	4	0	1	0
Davis 1b	3	0	1	0
Bando 3b	4	1	1	0
Mangual cf	4	0	0	0
Duncan c	3	0	1	1
Green 2b	3	0	1	0
Hunter p	3	0	0	0
Totals	31	1	6	1

Baltimore	ab	r	h	bi
Buford lf	3	0	0	0
Blair cf	0	0	0	0
Johnson 2b	3	1	0	0
Powell 1b	4	2	2	3
F. Robinson rf	4	0	0	0
Rettenmund cf-lf	4	0	1	0
B. Robinson 3b	3	1	1	1
Hendricks c	3	1	2	1
Belanger ss	3	0	0	0
Cuellar p	3	0	1	0
Totals	30	5	7	5

Oakland	000	100	000	1	6	0
Baltimore	011	000	12x	5	7	0

LOB – Oakland 5, Baltimore 3. **2B** – Davis, Bando, Jackson. **HR** – B. Robinson, Powell 2, Hendricks. **S** – Davis.

Oakland	ip	h	r	er	bb	so
Hunter (L)	8.0	7	5	5	2	6
Baltimore	ip	h	r	er	bb	so
Cuellar (W)	9.0	6	1	1	1	2

T – 2:04. **A** – 35,003
Umpires – Napp, O'Donnell, Luciano, DiMuro, Kunkel, Soar.

Baltimore	ab	r	h	bi
Buford lf	4	1	3	0
Rettenmund pr-lf	0	0	0	0
Blair cf	5	1	2	0
Powell 1b	2	2	0	0
F. Robinson rf	5	1	1	1
Hendricks c	1	0	0	1
Etchebarren ph-c	2	0	0	0
B. Robinson 3b	5	0	2	2
Johnson 2b	3	0	2	0
Belanger ss	3	0	1	0
Palmer p	5	0	1	0
Totals	35	5	12	4

Oakland	ab	r	h	bi
Campaneris ss	4	0	0	0
Monday cf	3	0	0	0
Jackson rf	4	2	3	2
Epstein 1b	4	0	1	0
Bando 3b	3	1	1	1
Mangual lf	4	0	0	0
Tenace c	3	0	0	0
Green 2b	3	0	1	0
Hegan ph	1	0	0	0
Segui p	2	0	0	0
Fingers p	0	0	0	0
Knowles p	0	0	0	0
Locker p	0	0	0	0
Davis ph	1	0	1	0
Grant p	0	0	0	0
Bleflary ph	1	0	0	0
Totals	33	3	7	3

Baltimore	100	020	200	5	12	0
Oakland	001	001	010	3	7	0

DP – Baltimore 1, Oakland 3. **LOB** – Baltimore 13, Oakland 6. **2B** – Johnson, F. Robinson, B. Robinson. **3B** – Buford. **HR** – Jackson 2, Bando. **SF** – Hendricks.

Baltimore	ip	h	r	er	bb	so
Palmer (W)	9.0	7	3	3	3	8
Oakland	ip	h	r	er	bb	so
Segui (L)	4.2	6	3	3	6	4
Fingers	1.1	2	2	2	1	1
Knowles	0.1	1	0	0	0	0
Locker	0.2	0	0	0	2	0
Grant	2.0	3	0	0	0	2

Fingers pitched to 2 batters in the 7th.
WP – Palmer, Knowles.
T – 2:49. **A** – 33,176
Umpires – DiMuro, Luciano, Soar, Kunkel, O'Donnell, Napp.

1972 ALCS

Forty-one years after the Philadelphia Athletics won the American League Pennant, the Oakland A's recorded the organization's next pennant with a hard fought 3 games to 2 triumph over Detroit. It was the first time in the four year history of the ALCS that the playoffs had gone more than three games. The A's used superb pitching, scoring just a total of 13 runs in the five games, but allowing only 10. The series also saw a near brawl between Tigers manager Billy Martin and A's shortstop Campy Campaneris, who threw his bat at Tiger hurler Lerrin LaGrow after being hit by a pitch.

In Game 1, the Tigers scored a run in the top of the 11th inning on an Al Kaline home run to take a 2-1 lead but Gonzalo Marquez tied the game in the bottom of the inning on a pinch hit RBI single. A Kaline throwing error on the play allowed Gene Tenace to score the winning run. ALCS MVP Blue Moon Odom tossed a three-hit shutout in a 5-0 A's win in Game 2. Campaneris had three hits, two runs and two steals but was suspended for the remainder of the playoffs by American League President Joe Cronin after the bat throwing incident. Joe Coleman blanked the A's 3-0 on seven hits in Game 3 and the Tigers won 4-3 in 10 innings in Game 4. The A's scored two runs in the top of the 10th for a 3-1 lead but the Tigers scored three times in the bottom of the 10th, including the game winning single by Jim Northrup. In Game 5, Vida Blue pitched four innings of shutout relief to pick up the save for Odom. Gene Tenace's two-out RBI single in the fourth inning scored George Hendrick with the winning run.

FINAL STATISTICS

PLAYER	AVG	G	AB	R	H	TB	2B	3B	HR	RBI	SH	SF	HP	BB	IBB	SO	SB	CS	DP	E	SLG	OBP
Alou	.381	5	21	2	8	12	4	0	0	2	1	0	1	0	0	2	1	1	1	0	.571	.409
Bando	.200	5	20	0	4	4	0	0	0	0	2	0	0	0	0	3	0	0	0	0	.200	.200
Blue	.000	4	1	0	0	0	0	0	0	0	0	0	0	0	0	0	0	0	0	0	.000	.000
Campaneris	.429	2	7	3	3	3	0	0	0	0	0	0	1	1	0	0	2	0	0	0	.429	.556
Cullen	.000	2	1	0	0	0	0	0	0	0	0	0	0	0	0	0	0	0	0	0	.000	.000
Duncan	.000	2	2	0	0	0	0	0	0	0	0	0	1	0	1	0	0	0	0	0	.000	.333
Epstein	.188	5	16	1	3	6	0	0	1	1	0	0	1	4	0	5	1	0	0	0	.375	.381
Fingers	.000	3	1	0	0	0	0	0	0	0	0	0	0	0	0	0	0	0	0	0	.000	.000
Green	.125	5	8	0	1	2	1	0	0	0	0	0	0	0	0	0	0	0	1	0	.250	.125
Hegan	.000	3	1	1	0	0	0	0	0	0	0	0	0	0	0	0	0	0	0	0	.000	.000
Hendrick	.143	5	7	2	1	1	0	0	0	0	0	0	0	0	0	1	0	0	0	0	.143	.143
Holtzman	.000	1	1	0	0	0	0	0	0	0	0	0	0	0	0	1	0	0	0	0	.000	.000
Hunter	.167	2	6	0	1	1	0	0	0	0	0	0	0	0	0	2	0	0	0	0	.167	.167
Jackson	.278	5	18	1	5	6	1	0	0	2	0	0	0	1	0	6	2	0	0	1	.333	.316
Kubiak	.500	4	4	0	2	2	0	0	0	1	0	0	0	0	0	0	0	0	0	1	.500	.500
Mangual	.000	3	3	0	0	0	0	0	0	0	0	0	0	0	0	1	0	0	0	0	.000	.000
Marquez	.667	3	3	1	2	2	0	0	0	1	0	0	0	0	0	0	0	0	0	0	.667	.667
Maxvill	.125	5	8	0	1	1	0	0	0	0	0	0	0	1	0	2	1	0	0	0	.125	.222
Mincher	.000	1	1	0	0	0	0	0	0	0	0	0	0	0	0	1	0	0	0	0	.000	.000
Odom	.250	3	4	0	1	2	1	0	0	1	0	0	0	0	0	1	0	0	0	0	.500	.250
Rudi	.250	5	20	1	5	6	1	0	0	2	0	1	0	1	0	4	0	0	0	0	.300	.273
Tenace	.059	5	17	1	1	1	0	0	0	1	0	0	0	3	0	5	0	1	0	1	.059	.200
Totals	.224	5	170	13	38	49	8	0	1	10	4	1	3	12	0	35	7	2	2	3	.288	.285

PITCHER	W	L	ERA	G	GS	CG	GF	SHO	SV	IP	H	R	ER	HR	HB	BB	IBB	SO	WP	BK	AVG
Blue	0	0	0.00	4	0	0	1	0	1	5.1	4	0	0	0	0	1	1	5	0	0	.200
Fingers	1	0	1.69	3	0	0	1	0	0	5.1	4	1	1	1	1	0	1	0	3	0	.250
Hamilton	0	0	0.00	1	0	0	1	0	0	0.0	1	0	0	0	0	1	0	0	0	0	1.000
Holtzman	0	1	4.50	1	1	0	0	0	0	4.0	4	2	2	0	0	2	0	2	0	0	.267
Horlen	0	1	INF	1	0	0	0	0	0	0.0	0	1	1	0	0	1	0	0	1	0	.000
Hunter	0	0	1.17	2	2	0	0	0	0	15.1	10	2	2	2	0	5	1	9	0	0	.185
Locker	0	0	13.50	2	0	0	1	0	0	2.0	4	3	3	1	0	0	0	1	0	0	.444
Odom	2	0	0.00	2	2	1	0	1	0	14.0	5	1	0	0	0	2	0	5	1	0	.109
Totals	3	2	1.76	5	5	1	4	1	1	46.0	32	10	9	4	0	13	2	25	2	0	.198

Game 1 — October 7
Oakland 3, Detroit 2 (11)

Game 2 — October 8
Oakland 5, Detroit 0

Game 3 — October 10
Detroit 3, Oakland 0

Detroit	ab	r	h	bi
McAuliffe 2b	5	0	0	0
Kaline rf	5	1	1	1
Sims c	5	0	2	0
Cash 1b	3	1	1	1
Horton lf	3	0	0	0
G. Brown ph	1	0	0	0
Stanley cf	1	0	0	0
Northrup cf-lf	3	0	1	0
Rodriguez 3b	4	0	0	0
Brinkman ss	4	0	1	0
Lolich p	4	0	0	0
Seelbach p	0	0	0	0
Totals	38	2	6	2

Oakland	ab	r	h	bi
Campaneris ss	4	1	0	0
Alou rf	5	0	1	0
Rudi lf	4	0	0	1
Jackson cf	5	0	2	0
Bando 3b	4	0	2	0
Odom pr	0	0	0	0
Epstein 1b	3	0	2	0
Hegan pr	0	1	0	0
Tenace c	5	1	0	0
Green 2b	0	0	0	0
Mangual ph	1	0	0	0
Kubiak 2b	2	0	1	0
Hendrick ph	1	0	0	0
Maxvill 2b	0	0	0	0
Marquez ph	1	0	1	1
Hunter p	3	0	1	0
Blue p	0	0	0	0
Fingers p	1	0	0	0
Totals	39	3	10	2

Detroit	ab	r	h	bi
McAuliffe 2b	4	0	0	0
Kaline rf	4	0	1	0
Sims c	3	0	0	0
Cash 1b	3	0	1	0
Horton lf	3	0	0	0
Northrup cf	3	0	1	0
Taylor 2b	3	0	0	0
Rodriguez 3b	3	0	0	0
Fryman p	1	0	0	0
Zachary p	0	0	0	0
Scherman p	0	0	0	0
Haller ph	1	0	0	0
LaGrow p	0	0	0	0
Hiller p	0	0	0	0
G. Brown ph	1	0	0	0
Totals	29	0	3	0

Oakland	ab	r	h	bi
Campaneris ss	3	2	3	0
Maxvill pr-ss	0	0	0	0
Alou rf	4	1	1	1
Rudi lf	3	1	2	1
Jackson cf	4	0	1	2
Bando 3b	4	0	0	0
Epstein 1b	3	0	0	0
Hegan 1b	0	0	0	0
Tenace c	3	0	0	0
Green 2b	1	0	0	0
Hendrick ph	1	1	1	0
Kubiak 2b	1	0	0	0
Odom p	2	0	0	0
Totals	29	5	8	4

Detroit	000	000	000	0	3	1
Oakland	100	040	00x	5	8	0

Oakland	ab	r	h	bi
Alou rf	5	0	3	0
Maxvill ss	2	0	0	0
Duncan ph-c	1	0	0	0
Rudi lf	4	0	3	0
Jackson cf	4	0	0	0
Epstein 1b	4	0	0	0
Bando 3b	4	0	1	0
Tenace c-2b	2	0	0	0
Green 2b	1	0	0	0
Mincher ph	1	0	0	0
Kubiak 2b	0	0	0	0
Marquez ph	1	0	0	0
Cullen ss	1	0	0	0
Holtzman p	1	0	0	0
Mangual ph	1	0	0	0
Fingers p	0	0	0	0
Blue p	0	0	0	0
Hegan ph	1	0	0	0
Locker p	0	0	0	0
Hendrick ph	1	0	0	0
Totals	34	0	7	0

Detroit	ab	r	h	bi
Taylor 2b	4	0	0	0
Rodriguez 3b	4	0	0	0
Kaline rf	3	1	2	0
Freehan c	3	2	2	1
Horton lf	2	0	0	0
Northrup lf	1	0	0	0
Stanley cf	3	0	1	0
I. Brown 1b	2	0	1	2
Cash ph-1b	1	0	0	0
McAuliffe ss	3	0	1	0
Coleman p	2	0	1	0
Totals	28	3	8	3

One out when winning run scored.

Detroit	010	000	000	01	2	6	2
Oakland	001	000	000	02	310	1	

E – McAuliffe, Kubiak, Kaline. **DP** – Detroit 1, Oakland 1. **LOB** – Detroit 6, Oakland 10. **2B** – Brinkman, Sims. **3B** – Sims. **HR** – Cash, Kaline. **S** – Bando, Cash. **SF** – Rudi.

Detroit	ip	h	r	er	bb	so
Lolich (L)	10.0	9	3	2	3	4
Seelbach	0.1	1	0	0	0	0
Oakland	ip	h	r	er	bb	so
Hunter	8.0	4	1	1	2	4
Blue	0.0	0	0	0	0	0
Fingers (W)	3.0	2	1	1	0	1

Hunter pitched to 1 batter in the 9th. Blue pitched to 1 batter in the 9th. Lolich pitched to 2 batters in the 11th.

T – 3:09. **A** – 29,536

Umpires – Flaherty, Chylak, Rice, Denkinger, Barnett, Frantz.

E – McAuliffe. **DP** – Detroit 1. **LOB** – Detroit 2, Oakland 4. **2B** – Rudi, Jackson. **SB** – Campaneris 2. **S** – Odom.

Detroit	ip	h	r	er	bb	so
Fryman (L)	4.1	7	4	4	1	5
Zachary	0.0	0	1	1	1	0
Scherman	0.2	1	0	0	0	1
LaGrow	1.0	0	0	0	0	1
Hiller	2.0	0	0	0	0	1
Oakland	ip	h	r	er	bb	so
Odom (W)	9.0	3	0	0	0	2

Zachary pitched to 1 batter in the 5th. LaGrow pitched to 1 batter in the 7th.

HBP – by LaGrow (Campaneris). **WP** – Zachary 2.

T – 2:37. **A** – 31,088

Umpires – Chylak, Rice, Frantz, Barnett, Denkinger, Flaherty.

Oakland	000	000	000	0	7	0
Detroit	000	200	01x	3	8	1

E – McAuliffe. **DP** – Oakland 3, Detroit 1. **LOB** – Oakland 10, Detroit 5. **2B** – Alou 2, Freehan. **HR** – Freehan. **SB** – Alou, Maxvill. **S** – Freehan.

Oakland	ip	h	r	er	bb	so
Holtzman (L)	4.0	4	2	3	2	2
Fingers	1.2	2	0	0	1	1
Blue	0.1	0	0	0	0	0
Locker	2.0	2	1	1	0	1
Detroit	ip	h	r	er	bb	so
Coleman (W)	9.0	7	0	0	3	14

T – 2:27. **A** – 41,156

Umpires – Rice, Denkinger, Chylak, Frantz, Flaherty and Barnett.

Game 4 — October 11
Detroit 4, Oakland 3 (10)

Game 5 — October 12
Oakland 2, Detroit 1

Oakland	ab	r	h	bi
Alou rf	5	1	2	1
Maxvill ss	2	0	1	0
Hendrick ph	1	0	0	0
Cullen ss	0	0	0	0
Mangual ph	1	0	0	0
Kubiak ss	1	0	1	1
Rudi lf	5	0	0	0
Jackson cf	5	0	2	0
Bando 3b	5	0	0	0
Epstein 1b	3	1	1	1
Tenace c-2b	4	0	0	0
Green 2b	2	0	1	0
Duncan ph-c	1	0	0	0
Hunter p	3	0	0	0
Fingers p	0	0	0	0
Blue p	0	0	0	0
Marquez ph	1	1	1	0
Locker p	0	0	0	0
Horlen p	0	0	0	0
Hamilton p	0	0	0	0
Totals	39	3	9	3

Detroit	ab	r	h	bi
McAuliffe ss	4	2	2	1
Kaline rf	3	1	1	0
Sims lf	3	0	1	0
Stanley cf	1	0	1	0
G. Brown ph	0	1	0	0
Freehan c	5	0	1	1
Cash 1b	4	0	1	1
Northrup cf-lf	5	0	1	1
Taylor 2b	4	0	2	0
Rodriguez 3b	2	0	0	0
Lolich p	3	0	0	0
Horton ph	1	0	0	0
Seelbach p	0	0	0	0
Hiller p	0	0	0	0
Totals	35	4	10	4

None out when winning run scored.
 Oakland 000 000 100 2 3 9 2
 Detroit 001 000 000 3 410 1

E – Jackson, Rodriguez, Tenace. **DP** – Oakland 1. **LOB** – Oakland 8, Detroit 11.
2B – Sims, Green, Taylor 2, Alou 2. **HR** – McAuliffe, Epstein. **S** – Kaline.

Oakland	ip	h	r	er	bb	so
Hunter	7.1	6	1	1	3	5
Fingers	0.2	0	0	0	0	1
Blue	1.0	1	0	0	1	2
Locker	0.0	2	2	2	0	0
Horlen (L)	0.0	0	1	1	1	0
Hamilton	0.0	1	0	0	1	0
Detroit	ip	h	r	er	bb	so
Lolich	9.0	5	1	1	2	6
Seelbach	0.2	3	2	2	0	0
Hiller (W)	0.1	1	0	0	0	0

Locker pitched to two batters in the 10th.
 Horlen pitched to two batters in the 10th.
 Hamilton pitched to two batters in the 10th.
WP – Horlen
T – 3:04. **A** – 37,615
Umpires – Denkinger, Chylak, Rice, Flaherty, Barnett and Frantz.

Oakland	ab	r	h	bi
Alou rf	2	0	1	0
Maxvill ss	4	0	0	0
Rudi lf	4	0	0	0
Jackson cf	0	1	0	0
Hendrick cf	3	1	0	0
Bando 3b	3	0	1	0
Epstein 1b	3	0	0	0
Tenace c	3	0	1	1
Green 2b	4	0	0	0
Odom p	2	0	1	0
Blue p	1	0	0	0
Totals	29	2	4	1

Detroit	ab	r	h	bi
McAuliffe ss	4	1	1	0
Kaline rf	4	0	0	0
Sims lf	3	0	0	0
Freehan c	4	0	0	1
Cash 1b	4	0	1	0
Niekro ph	0	0	0	0
Northrup cf	2	0	2	0
Stanley ph	1	0	0	0
Taylor 2b	4	0	0	0
Rodriguez 3b	3	0	0	0
Fryman p	2	0	0	0
Horton ph	1	0	1	0
Knox pr	0	0	0	0
Hiller p	0	0	0	0
Totals	32	1	5	1

Oakland	010	100	000	2	4	0
Detroit	100	000	000	1	5	2

E – McAuliffe, Sims. **DP** – Detroit 1. **LOB** – Oakland 6, Detroit 6. **2B** – Odom. **SB** – Jackson 2, Epstein. **S** – Bando, Alou.

Oakland	ip	h	r	er	bb	so
Odom (W)	5.0	2	1	0	2	3
Blue (S)	4.0	3	0	0	0	3
Detroit	ip	h	r	er	bb	so
Fryman (L)	8.0	4	2	1	1	3
Hiller	1.0	0	0	0	1	0

HBP – by Fryman (Epstein, Alou). **WP** – Odom. **BK** – Fryman. **PB** – Tenace.
T – 2:48. **A** – 50,276
Umpires – Chylak, Rice, Barnett, Flaherty, Frantz and Denkinger.

1972 WORLD SERIES

The A's win their first World Championship in Oakland, the first for the Athletics franchise since 1930, defeating Cincinnati, 4 games to 3. Six of the seven games are decided by one run and Gene Tenace picks up the offensive slack for Reggie Jackson who misses the entire series after pulling a hamstring in the ALCS. Tenace hits .348 with four home runs and nine RBI in the seven games to earn World Series MVP honors.

Tenace homers in his first two at bats of the series, hitting a two-run homer in the second and a solo shot in the fifth to lead the A's to a 3-2 win in Game 1. Catfish Hunter tossed 8 2/3 innings of six-hit, one-run baseball in Game 2 before yielding to Rollie Fingers who got the final out in the A's 2-1 win. Joe Rudi homered and made a spectacular catch off the bat of Denis Menke in the ninth. After a rainout in Oakland, the Reds won Game 3, 1-0 on a combined three-hitter by Jack Billingham and Clay Carroll. In Game 4, the A's trailed 2-1 entering the bottom of the ninth before scoring twice on pinch hit RBI singles by Don Mincher and Angel Mangual to take a 3-1 lead in the series. The Reds scored once in the eighth and once in the ninth off Rollie Fingers to win Game 5, 5-4 and then won 8-1 in Game 6 to even the series at three games each. In Game 7, the score was tied at one after five innings when Tenace delivered a RBI double to give the A's the lead. Sal Bando followed with a RBI double and Rollie Fingers pitched two scoreless innings for the save.

FINAL STATISTICS

PLAYER	AVG	G	AB	R	H	TB	2B	3B	HR	RBI	SH	SF	HP	BB	IBB	SO	SB	CS	DP	E	SLG	OBP
Alou	.042	7	24	0	1	1	0	0	0	0	1	0	0	3	1	0	1	0	0	1	.042	.148
Bando	.269	7	26	2	7	8	1	0	0	1	0	0	0	2	1	5	0	0	1	1	.308	.321
Blue	.000	4	1	0	0	0	0	0	0	0	0	0	0	2	0	1	0	0	0	0	.000	.667
Campaneris	.179	7	28	1	5	5	0	0	0	0	2	0	0	1	0	4	0	1	0	1	.179	.207
Duncan	.200	3	5	0	1	1	0	0	0	0	0	0	0	1	0	3	0	0	0	0	.200	.333
Epstein	.000	6	16	1	0	0	0	0	0	0	0	0	0	5	1	3	0	0	0	2	.000	.238
Fingers	.000	6	1	0	0	0	0	0	0	0	1	0	0	0	0	0	0	0	0	0	.000	.000
Green	.333	7	18	0	6	8	2	0	0	1	0	0	0	0	0	4	0	0	0	0	.444	.333
Hegan	.200	6	5	0	1	1	0	0	0	0	0	0	0	0	0	2	0	0	0	0	.200	.200
Hendrick	.133	5	15	3	2	2	0	0	0	0	1	0	0	1	0	2	0	0	1	0	.133	.188
Holtzman	.000	3	5	0	0	0	0	0	0	0	0	0	0	0	0	0	0	0	0	1	.000	.000
Hunter	.200	3	5	0	1	1	0	0	0	1	0	0	0	2	0	1	0	0	0	1	.200	.429
Kubiak	.333	4	3	0	1	1	0	0	0	0	0	0	0	0	0	0	0	0	0	0	.333	.333
Lewis	—	6	0	2	0	0	0	0	0	0	0	0	0	0	0	0	2	0	0	—	—	
Mangual	.300	4	10	1	3	3	0	0	0	1	1	0	0	0	0	0	0	0	0	1	.300	.300
Marquez	.600	5	5	0	3	3	0	0	0	1	0	0	0	0	0	0	0	0	0	0	.600	.600
Mincher	1.000	3	1	0	1	1	0	0	0	1	0	0	0	0	0	0	0	0	0	0	1.000	1.000
Odom	.000	4	4	0	0	0	0	0	0	0	0	0	0	0	0	3	0	0	0	0	.000	.000
Rudi	.240	7	25	1	6	9	0	0	1	1	0	0	1	2	1	5	0	0	0	0	.360	.321
Tenace	.348	7	23	5	8	21	1	0	4	9	0	0	0	2	1	4	0	0	0	1	.913	.400
Totals	.209	7	220	16	46	65	4	0	5	16	6	0	1	21	5	37	1	3	2	9	.295	.281

PITCHER	W	L	ERA	G	GS	CG	GF	SHO	SV	IP	H	R	ER	HR	HB	BB	IBB	SO	WP	BK	AVG
Blue	0	1	4.15	4	1	0	1	0	1	8.2	8	4	4	1	0	5	1	5	1	0	.258
Fingers	1	1	1.74	6	0	0	4	0	2	10.1	4	2	2	0	1	4	2	11	1	0	.125
Hamilton	0	0	27.00	2	0	0	1	0	0	1.1	3	4	4	0	0	1	1	1	0	0	.500
Holtzman	1	0	2.13	3	2	0	0	0	0	12.2	11	3	3	0	0	3	1	4	0	0	.234
Horlen	0	0	6.75	1	0	0	1	0	0	1.1	2	1	1	0	0	2	1	1	1	0	.333
Hunter	2	0	2.81	3	2	0	0	0	0	16.0	12	5	5	2	0	6	2	11	1	0	.203
Locker	0	0	0.00	1	0	0	0	0	0	0.1	1	0	0	0	0	0	0	0	0	0	.500
Odom	0	1	1.59	2	2	0	0	0	0	11.1	5	2	2	0	0	6	0	13	0	0	.135
Totals	4	3	3.05	7	7	0	7	0	3	62.0	46	21	21	3	1	27	8	46	4	0	.209

Game 1 — October 14
Oakland 3, Cincinnati 2

Game 2 — October 15
Oakland 2, Cincinnati 1

Game 3 — October 18
Cincinnati 1, Oakland 0

Oakland	ab	r	h	bi
Campaneris ss	3	0	2	0
Rudi lf	4	0	0	0
Alou rf	3	0	0	0
Epstein 1b	3	0	0	0
Lewis pr	0	0	0	0
Hegan 1b	0	0	0	0
Bando 3b	4	0	0	0
Hendrick cf	2	1	0	0
Tenace c	3	2	2	3
Green 2b	2	0	0	0
Marquez ph	1	0	0	0
Kubiak 2b	0	0	0	0
Holtzman p	2	0	0	0
Fingers p	0	0	0	0
Blue p	0	0	0	0
Totals	27	3	4	3

Cincinnati	ab	r	h	bi
Rice lf	4	0	0	0
Morgan 2b	3	0	0	0
Tolan cf	4	0	1	0
Bench c	3	2	2	0
Perez 1b	4	0	2	0
Menke 3b	3	0	0	1
Geronimo rf	3	0	0	0
McRae ph	1	0	1	0
Foster pr	0	0	0	0
Concepcion ss	2	0	1	1
Nolan p	2	0	0	0
Borbon p	0	0	0	0
Uhlaender ph	1	0	0	0
Carroll p	0	0	0	0
Javier ph	1	0	0	0
Totals	31	2	7	2

Oakland 020 010 000 3 4 0
 Cincinnati 010 100 000 2 7 0

DP – Cincinnati 1. **LOB** – Oakland 2, Cincinnati 8. **2B** – Bench. **HR** – Tenace 2. **CS** – Campaneris, Lewis, Tolan, Concepcion. **S** – Campaneris, Concepcion.

Oakland	ip	h	r	er	bb	so
Holtzman (W)	5.0	5	2	2	3	3
Fingers	1.2	1	0	0	1	3
Blue (S)	2.1	1	0	0	1	1
Cincinnati	ip	h	r	er	bb	so
Nolan (L)	6.0	4	3	3	2	0
Borbon	1.0	0	0	0	0	0
Carroll	2.0	0	0	0	2	1

Holtzman pitched to one batter in the 6th.

WP – Blue. **T** – 2:18. **A** – 52,918
Umpires – Pelekoudas, Honochick, Steiner, Umont, Engel, Haller.

Oakland	ab	r	h	bi
Campaneris ss	5	0	1	0
Alou rf	4	0	1	0
Rudi lf	3	1	2	1
Epstein 1b	2	0	0	0
Lewis pr	0	0	0	0
Hegan 1b	1	0	0	0
Bando 3b	4	0	1	0
Hendrick cf	4	1	1	0
Tenace c	4	0	0	0
Green 2b	4	0	2	0
Hunter p	3	0	1	1
Fingers p	0	0	0	0
Totals	34	2	9	2

Cincinnati	ab	r	h	bi
Rose lf	4	0	1	0
Morgan 2b	4	0	0	0
Tolan cf	4	0	0	0
Bench c	3	0	1	0
Perez 1b	3	1	2	0
Menke 3b	4	0	0	0
Geronimo rf	4	0	0	0
Chaney ss	2	0	0	0
McRae ph	1	0	1	1
Concepcion pr	0	0	0	0
Grimsley p	1	0	0	0
Uhlaender ph	1	0	1	0
Borbon p	0	0	0	0
Hague ph	1	0	0	0
Hall p	0	0	0	0
Javier ph	1	0	0	0
Totals	33	1	6	1

Oakland 011 000 000 2 9 2
 Cincinnati 000 000 001 1 6 0

E – Epstein, Hunter. **DP** – Oakland 1, Cincinnati 1. **LOB** – Oakland 8, Cincinnati 8. **2B** – Uhlaender. **HR** – Rudi. **SB** – Morgan, Alou. **CS** – Lewis.

Oakland	ip	h	r	er	bb	so
Hunter (W)	8.2	6	1	1	3	6
Fingers (S)	0.1	0	0	0	0	0
Cincinnati	ip	h	r	er	bb	so
Grimsley (L)	5.0	6	2	2	0	1
Borbon	2.0	0	0	0	1	4
Hall	2.0	3	0	0	2	2

T – 2:26. **A** – 53,224
Umpires – Honochick, Steiner, Umont, Engel, Haller and Pelekoudas.

Cincinnati	ab	r	h	bi
Rose lf	3	0	0	0
Morgan 2b	3	0	0	0
Tolan cf	4	0	1	0
Bench c	4	0	0	0
Perez 1b	3	1	1	0
Menke 3b	2	0	1	0
Geronimo rf	4	0	1	1
Chaney ss	4	0	0	0
Billingham p	4	0	0	0
Carroll p	0	0	0	0
Totals	31	1	4	1

Oakland	ab	r	h	bi
Campaneris ss	3	0	0	0
Alou rf	3	0	0	0
Rudi lf	4	0	1	0
Epstein 1b	2	0	0	0
Bando 3b	4	0	0	0
Hendrick cf	4	0	0	0
Tenace c	3	0	0	0
Green 2b	2	0	1	0
Marquez ph	1	0	1	0
Lewis pr	0	0	0	0
Kubiak 2b	0	0	0	0
Odom p	2	0	0	0
Hegan ph	1	0	0	0
Blue p	0	0	0	0
Fingers p	0	0	0	0
Totals	29	0	3	0

Cincinnati 000 000 100 1 4 2
 Oakland 000 000 000 0 3 2

E – Morgan, Bench, Epstein, Tenace. **DP** – Cincinnati 1. **LOB** – Cincinnati 8, Oakland 6. **SB** – Rose, Geronimo, Tolan. **S** – Alou, Menke.

Cincinnati	ip	h	r	er	bb	so
Billingham (W)	8.0	3	0	0	3	7
Carroll (S)	1.0	0	0	0	0	0
Oakland	ip	h	r	er	bb	so
Odom (L)	7.0	3	1	1	2	11
Blue	0.1	1	0	0	1	0
Fingers	1.2	0	0	0	1	3

T – 2:46. **A** – 49,410
Umpires – Steiner, Umont, Engel, Haller, Pelekoudas and Honochick.

Game 4 — October 19
Oakland 3, Cincinnati 2

Game 5 — October 20
Cincinnati 5, Oakland 4

Game 6 — October 21
Cincinnati 8, Oakland 1

Cincinnati	ab	r	h	bi
Rose lf	4	0	0	0
Morgan 2b	3	1	0	0
Tolan cf	4	0	1	2
Bench c	4	0	2	0
Perez 1b	4	0	2	0
McRae rf	4	0	1	0
Geronimo rf	0	0	0	0
Menke 3b	4	0	0	0
Concepcion ss	3	1	1	0
Gullett p	2	0	0	0
Javier ph	0	0	0	0
Borbon p	0	0	0	0
Carroll p	0	0	0	0
Totals	32	2	7	2

Oakland	ab	r	h	bi
Campaneris ss	4	0	0	0
Alou rf	3	0	0	0
Rudi lf	4	0	2	0
Bando 3b	3	0	2	0
Epstein 1b	3	0	0	0
Hegan 1b	1	0	0	0
Hendrick cf	3	0	0	0
Marquez ph	1	0	1	0
Lewis pr	0	1	0	0
Tenace c	4	2	2	1
Green 2b	3	0	1	0
Mincher ph	1	0	1	1
Odum pr	0	0	0	0
Holtzman p	3	0	0	0
Blue p	0	0	0	0
Fingers p	0	0	0	0
Mangual ph	1	0	1	1
Totals	34	3	10	3

Cincinnati	000	000	020	2	7	1
Oakland	000	010	002	3	10	1

E – Perez, Holtzman. **DP** – Cincinnati 1, Oakland 1. **LOB** – Cincinnati 5, Oakland 8. **2B** – Green, Tolan. **HR** – Tenace. **SB** – Bench. **CS** – Perez. **S** – Javier.

Cincinnati	ip	h	r	er	bb	so
Gullett	7.0	5	1	1	1	2
Borbon	1.1	2	1	1	0	0
Carroll (L)	0.0	3	1	1	0	0
Oakland	ip	h	r	er	bb	so
Holtzman	7.2	5	1	1	0	1
Blue	0.1	2	1	1	1	0
Fingers (W)	1.0	0	0	0	0	1

Blue pitched to one batter in the 9th. Carroll pitched to three batters in the 9th.
T – 2:06. **A** – 49,410
Umpires – Umont, Engel, Haller, Pelekoudas, Honochick and Steiner.

Cincinnati	ab	r	h	bi
Rose lf	5	1	3	2
Morgan 2b	3	2	0	0
Tolan cf	4	0	2	2
Bench c	4	0	0	0
Perez 1b	4	0	1	0
Menke 3b	3	1	1	1
Geronimo rf	4	1	1	0
Chaney ss	1	0	0	0
Hague ph	1	0	0	0
Carroll p	0	0	0	0
Grimsley p	0	0	0	0
Billingham p	0	0	0	0
McGlothlin p	1	0	0	0
Borbon p	0	0	0	0
Uhlender ph	1	0	0	0
Hall p	0	0	0	0
Concepcion ph-ss	2	0	0	0
Totals	33	5	8	5

Oakland	ab	r	h	bi
Campaneris ss	5	0	0	0
Alou rf	4	0	0	0
Rudi lf	3	0	0	0
Epstein 1b	2	1	0	0
Hegan 1b	1	0	1	0
Bando 3b	3	1	1	0
Hendrick cf	2	1	1	0
Mangual ph-cf	1	0	0	0
Tenace c	2	1	1	3
Odum pr	0	0	0	0
Green 2b	1	0	0	0
Marquez ph	1	0	1	1
Lewis pr	0	0	0	0
Kubiak 2b	2	0	1	0
Hunter p	2	0	0	0
Fingers p	0	0	0	0
Hamilton p	0	0	0	0
Duncan ph	1	0	1	0
Totals	30	4	7	4

Cincinnati	100	110	011	5	8	0
Oakland	030	100	000	4	7	2

E – Alou, Bando. **DP** – Cincinnati 1, Oakland 1. **LOB** – Cincinnati 6, Oakland 6. **2B** – Perez. **HR** – Rose, Tenace, Menke. **SB** – Tolan 2, Morgan. **S** – Menke, Hendrick, Fingers, Grimsley.

Cincinnati	ip	h	r	er	bb	so
McGlothlin	3.0	2	4	4	2	3
Borbon	1.0	1	0	0	1	0
Hall	2.0	0	0	0	0	1
Carroll	1.2	3	0	0	0	1
Grimsley (W)	0.2	0	0	0	1	0
Billingham (S)	0.2	1	0	0	0	0
Oakland	ip	h	r	er	bb	so
Hunter	4.2	5	3	3	2	2
Fingers (L)	3.2	3	2	2	1	4
Hamilton	0.2	0	0	0	0	0

McGlothlin pitched to two batters in the 4th.
WP – Fingers. **HBP** – Rudi (by McGlothlin) T – 2:26. **A** – 49,410
Umpires – Engel, Haller, Pelekoudas, Honochick and Steiner and Umont.

Oakland	ab	r	h	bi
Campaneris ss	4	0	0	0
Alou rf	4	0	0	0
Rudi lf	4	0	1	0
Epstein 1b	4	0	0	0
Bando 3b	4	1	2	0
Mangual cf	4	0	2	0
Tenace c	4	0	1	0
Green 2b	2	0	1	1
Marquez ph	1	0	0	0
Kubiak 2b	1	0	0	0
Blue p	1	0	0	0
Locker p	0	0	0	0
Duncan ph	1	0	0	0
Hamilton p	0	0	0	0
Horlen p	0	0	0	0
Totals	34	1	7	1

Cincinnati	ab	r	h	bi
Rose lf	3	1	0	0
Morgan 2b	5	1	2	1
Tolan cf	4	2	2	2
Bench c	2	2	1	1
Perez 1b	3	0	1	1
McRae ph	3	1	1	0
Geronimo rf	1	0	1	2
Menke 3b	4	0	0	0
Concepcion ss	3	1	2	1
Nolan p	1	0	0	0
Grimsley p	1	0	0	0
Borbon p	0	0	0	0
Hall p	2	0	0	0
Totals	32	8	10	8

Oakland	000	010	000	1	7	1
Cincinnati	000	111	50x	8	10	0

E – Mangual. **LOB** – Oakland 7, Cincinnati 6. **2B** – Morgan, Green, McRae. **3B** – Concepcion. **HR** – Bench. **SB** – Tolan, Concepcion 2. **CS** – Rose. **SF** – Concepcion.

Oakland	ip	h	r	er	bb	so
Blue (L)	5.2	4	3	3	2	4
Locker	0.1	1	0	0	0	0
Hamilton	0.2	3	4	4	1	1
Horlen	1.1	2	1	1	2	1
Cincinnati	ip	h	r	er	bb	so
Nolan	4.2	3	1	1	0	3
Grimsley (W)	1.0	1	0	0	1	0
Borbon	1.0	1	0	0	0	0
Hall (S)	2.1	2	0	0	0	1

WP – Horlen.
T – 2:21. **A** – 52,737
Umpires – Haller, Pelekoudas, Honochick, Steiner, Umont and Engel.

Game 7 — October 22
Oakland 3, Cincinnati 2

Oakland	ab	r	h	bi
Campaneris ss	4	1	2	0
Mangual cf	4	1	0	0
Rudi lf	3	0	0	0
Tenace 1b	3	0	2	2
Lewis pr	0	1	0	0
Hegan 1b	1	0	0	0
Bando 3b	4	0	1	1
Alou rf	3	0	0	0
Duncan c	3	0	0	0
Green 2b	4	0	1	0
Odom p	2	0	0	0
Hunter p	0	0	0	0
Holtzman p	0	0	0	0
Fingers p	1	0	0	0
Totals	32	3	6	3

Cincinnati	ab	r	h	bi
Rose lf	5	1	2	0
Morgan 2b	3	0	1	0
Tolan cf	2	0	0	0
Foster rf	0	0	0	0
Hague ph-rf	1	0	0	0
Bench c	3	0	0	0
Perez 1b	2	1	1	1
Menke 3b	4	0	0	0
Geronimo rf-cf	3	0	0	0
Concepcion ss	3	0	0	0
Billingham p	1	0	0	0
McRae ph	0	0	0	1
Borbon p	0	0	0	0
Carroll p	0	0	0	0
Grimsley p	0	0	0	0
Uhlaender ph	1	0	0	0
Hall p	0	0	0	0
Chaney ph	0	0	0	0
Totals	28	2	4	2

Oakland	100	002	000	3	6	1
Cincinnati	000	010	010	2	4	2

E – Campaneris, Tolan, Concepcion.
DP – Oakland 1. **LOB** – Oakland 8, Cincinnati 8. **2B** – Perez, Tenace, Bando, Morgan. **SB** – Bench. **S** – Mangual, Campaneris. **CS** – Duncan, Morgan. **SF** – McRae, Perez.

Oakland	ip	h	r	er	bb	so
Odom	4.1	2	1	1	4	2
Hunter (W)	2.2	1	1	1	1	3
Holtzman	0.0	1	0	0	0	0
Fingers (S)	2.0	0	0	0	1	0
Cincinnati	ip	h	r	er	bb	so
Billingham	5.0	2	1	0	1	4
Borbon (L)	0.2	3	2	2	0	0
Carroll	1.0	0	0	0	2	1
Grimsley	0.1	0	0	0	1	1
Hall	2.0	1	0	0	0	3

Hunter pitched to one batter in the 8th.
Holtzman pitched to one batter in the 8th.
WP – Hunter. **HPB** – by Fingers (Chaney).
T – 2:50. **A** – 56,040
Umpires – Pelekoudas, Honochick, Steiner, Umont, Engel and Haller.

1973 ALCS

The A's win their second consecutive American League Pennant, defeating Baltimore 3 games to 2. It was the second consecutive year that the ALCS had gone the maximum five games after having been decided in three games each year previously. In a rematch of the 1971 ALCS, it was pitching again that was the key, this time for the A's. Five of the six A's pitchers had ERA's under 2.00 for the series.

Jim Palmer tossed a five-hit shutout to defeat the A's 6-0 in Game 1 but the A's evened the series with a 6-3 win in Game 2. Sal Bando homered twice off Dave McNally and Campy Campaneris and Joe Rudi also homered for the A's. The A's won Game 3, 2-1 in 11 innings as both Ken Holtzman and Mike Cuellar went the distance. Holtzman allowed just three hits and Cuellar had allowed just three before Campaneris homered to lead off the bottom of the 11th. The A's appeared to have the series locked up in Game 4 as they had a 4-0 lead after six innings. Baltimore then scored four times off Vida Blue in the seventh and once off losing pitcher Rollie Fingers in the eighth for a 5-4 win. ALCS MVP Catfish Hunter then tossed a five-hit shutout in Game 5 as the A's won 3-0 to clinch the series.

FINAL STATISTICS

PLAYER	AVG	G	AB	R	H	TB	2B	3B	HR	RBI	SH	SF	HP	BB	IBB	SO	SB	CS	DP	E	SLG	OBP
Alou	.333	4	6	0	2	2	0	0	0	1	0	0	0	0	0	1	0	0	0	0	.333	.333
Andrews	.000	2	1	0	0	0	0	0	0	0	1	0	0	0	0	0	0	0	0	0	.000	.000
Bando	.167	5	18	2	3	9	0	0	2	3	0	0	1	3	0	6	0	0	0	0	.500	.318
Bourque	.000	2	1	0	0	0	0	0	0	0	0	0	0	2	1	1	0	0	0	0	.000	.667
Campaneris	.333	5	21	3	7	14	1	0	2	3	0	0	0	2	0	2	3	0	0	2	.667	.391
Conigliaro	.000	1	4	0	0	0	0	0	0	0	0	0	0	0	0	2	0	0	0	0	.000	.000
Davalillo	.625	4	8	2	5	8	1	1	0	1	0	0	0	1	1	0	0	0	1	1	1.000	.667
Fosse	.091	5	11	2	1	2	1	0	0	3	1	1	0	2	0	2	0	0	0	0	.182	.214
Green	.077	5	13	0	1	2	1	0	0	1	1	0	0	0	0	4	0	0	0	1	.154	.077
Jackson	.143	5	21	0	3	3	0	0	0	0	0	0	0	0	0	6	0	1	0	0	.143	.143
Johnson	.100	4	10	0	1	1	0	0	0	0	0	0	0	2	0	6	0	0	0	0	.100	.250
Kubiak	.000	3	2	0	0	0	0	0	0	0	0	0	0	0	0	1	0	0	1	0	.000	.000
Lewis	—	2	0	1	0	0	0	0	0	0	0	0	0	0	0	0	0	0	0	0	—	—
Mangual	.111	3	9	1	1	1	0	0	0	0	0	0	0	0	0	3	0	0	0	0	.111	.111
Rudi	.222	5	18	1	4	7	0	0	1	3	1	0	0	3	1	1	0	0	0	0	.389	.333
Tenace	.235	5	17	3	4	5	1	0	0	0	0	0	1	2	0	4	0	0	0	0	.294	.350
Totals	.200	5	160	15	32	54	5	1	5	15	4	1	2	17	3	39	3	1	2	4	.338	.283

PITCHER	W	L	ERA	G	GS	CG	GF	SHO	SV	IP	H	R	ER	HR	HB	BB	IBB	SO	WP	BK	AVG
Blue	0	1	10.29	2	2	0	0	0	0	7.0	8	8	8	1	0	5	0	3	1	0	.286
Fingers	0	1	1.93	3	0	0	3	0	1	4.2	4	1	1	1	0	2	0	4	0	0	.250
Holtzman	1	0	0.82	1	1	1	0	0	0	11.0	3	1	1	1	0	1	0	7	0	0	.081
Hunter	2	0	1.65	2	2	1	0	1	0	16.1	12	3	3	0	1	5	1	6	0	0	.200
Odom	0	0	1.80	1	0	0	0	0	0	5.0	6	2	1	0	0	2	0	4	0	0	.286
Pina	0	0	0.00	1	0	0	0	0	0	2.0	3	0	0	0	1	1	0	1	0	0	.333
Totals	3	2	2.74	5	5	2	3	1	1	46.0	36	15	14	3	2	16	1	25	1	0	.211

Game 1 — October 6
Baltimore 6, Oakland 0

Game 2 — October 7
Oakland 6, Baltimore 3

Game 3 — October 9
Oakland 2, Baltimore 1 (11)

Oakland	ab	r	h	bi
Campaneris ss	3	0	1	0
Rudi lf	2	0	0	0
Bando 3b	3	0	0	0
Jackson rf	4	0	1	0
Johnson dh	2	0	0	0
Borque dh	1	0	0	0
Tenace 1b-c	4	0	1	0
Mangual cf	4	0	0	0
Fosse c	2	0	0	0
Davalillo ph-1b	2	0	2	0
Green 2b	2	0	0	0
Alou ph	1	0	0	0
Kubiak 2b	1	0	0	0
Blue p	0	0	0	0
Pina p	0	0	0	0
Odom p	0	0	0	0
Fingers p	0	0	0	0
Totals	31	0	5	0

Baltimore	ab	r	h	bi
Rettenmund rf	4	1	1	0
Grich 2b	5	0	0	0
Blair cf	4	2	1	0
Davis dh	5	1	3	1
Baylor lf	3	2	2	1
Robinson 3b	5	0	0	0
Williams 1b	4	0	2	2
Etchebarren c	3	0	2	1
Belanger ss	3	0	1	1
Palmer p	0	0	0	0
Totals	36	6	12	6

Oakland	000	000	000	0	5	1
Baltimore	400	000	11x	6	12	0

E – Campaneris. **DP** – Oakland 1, Baltimore 1. **LOB** – Oakland 9, Baltimore 12. **2B** – Davis, Williams, Davalillo. **SB** – Campaneris.

Oakland	ip	h	r	er	bb	so
Blue (L)	0.2	3	4	4	2	2
Pina	2.0	3	0	0	1	1
Odom	5.0	6	2	1	2	4
Fingers	0.1	0	0	0	0	0
Baltimore	ip	h	r	er	bb	so
Palmer (W)	9.0	5	0	0	5	12

HBP – by Pina (Etchebarren). **WP** – Blue.
T – 2:51. **A** – 41,279
Umpires – Chylak, Haller, Maloney, Odom, Anthony and McCoy.

Oakland	ab	r	h	bi
Campaneris ss	5	2	3	2
Rudi lf	4	1	2	1
Bando 3b	4	2	2	3
Jackson rf	5	0	0	0
Tenace 1b	3	0	0	0
Johnson dh	4	0	1	0
Mangual cf	4	1	1	0
Fosse c	3	0	0	0
Green 2b	4	0	0	0
Hunter p	0	0	0	0
Fingers p	0	0	0	0
Totals	36	6	9	6

Baltimore	ab	r	h	bi
Bumby lf	4	1	0	0
Coggins rf-cf	5	1	2	0
Davis dh	5	0	2	1
Powell 1b	4	1	0	0
Williams c	4	0	2	1
Blair cf	3	0	0	0
Crowley ph-rf	1	0	0	0
Robinson 3b	3	0	1	1
Hood pr	0	0	0	0
Baker ss	0	0	0	0
Grich 2b	2	0	0	0
Belanger ss	3	0	1	0
Baylor ph	1	0	0	0
Brown 3b	0	0	0	0
McNally p	0	0	0	0
Reynolds p	0	0	0	0
G. Jackson p	0	0	0	0
Totals	35	3	8	3

Oakland	100	002	021	6	9	0
Baltimore	100	001	010	3	8	0

LOB – Oakland 7, Baltimore 9. **2B** – Williams. **HR** – Campaneris, Rudi, Bando 2. **SB** – Campaneris 2. **S** – Fosse.

Oakland	ip	h	r	er	bb	so
Hunter (W)	7.1	7	3	3	3	5
Fingers (S)	1.2	1	0	0	1	1
Baltimore	ip	h	r	er	bb	so
McNally (L)	7.2	7	5	5	2	7
Reynolds	1.0	2	1	1	1	2
G. Jackson	0.1	0	0	0	0	0

WP – McNally. **PB** – Williams.
T – 2:42. **A** – 48,425
Umpires – Haller, Chylak, Maloney, Odom, Anthony and McCoy.

Baltimore	ab	r	h	bi
Rettenmund rf	5	0	0	0
Grich 2b	5	0	1	0
Blair cf	4	0	1	0
Davis dh	3	0	0	0
Baylor lf	4	0	0	0
Robinson 3b	4	0	0	0
Williams 1b	4	1	1	1
Etchebarren c	4	0	0	0
Bellanger ss	4	0	0	0
Cuellar p	0	0	0	0
Totals	37	1	3	1

Oakland	ab	r	h	bi
Campaneris ss	5	1	1	1
Rudi lf	4	0	1	1
Bando 3b	4	0	0	0
Jackson rf	4	0	0	0
Tenace 1b-c	4	0	1	0
Johnson dh	2	0	0	0
Conigliaro cf	4	0	0	0
Fosse c	1	0	0	0
Alou ph	1	0	1	0
Lewis pr	0	1	0	0
Davalillo 1b	1	0	0	0
Green 2b	2	0	0	0
Andrews ph	0	0	0	0
Kubiak 2b	1	0	0	0
Holtzman p	0	0	0	0
Totals	33	2	4	2

Baltimore	010	000	000	00	1	3	0
Oakland	000	000	010	01	2	4	3

None out when winning run scored.
E – Green 2, Davalillo. **DP** – Oakland 1. **LOB** – Baltimore 4, Oakland 5. **HR** – Williams, Campaneris. **S** – Andrews.

Baltimore	ip	h	r	er	bb	so
Cuellar (L)	10.0	4	2	2	3	11
Oakland	ip	h	r	er	bb	so
Holtzman (W)	11.0	3	1	1	1	7

Cuellar pitched to one batter in the 11th.
T – 2:23. **A** – 34,367
Umpires – Maloney, Haller, Anthony, Chylak, McCoy and Odom.

Game 4 — October 10
Baltimore 5, Oakland 4

Game 5 — October 11
Oakland 3, Baltimore 0

Baltimore	ab	r	h	bi	Baltimore	ab	r	h	bi
Rettenmund rf	2	0	0	0	Bumbry lf	3	0	0	0
Grich 2b	4	1	1	1	Coggins rf	4	0	2	0
Blair cf	4	0	1	0	Davis dh	4	0	0	0
Davis dh	4	0	1	0	Williams 1b	3	0	0	0
Williams 1b	3	1	0	0	Blair cf	3	0	0	0
Baylor lf	3	1	1	0	Robinson 3b	4	0	2	0
Robinson 3b	4	1	2	1	Grich 2b	4	0	0	0
Etchebarren c	4	1	2	3	Etchebarren c	3	0	1	0
Belanger ss	4	0	0	0	Belanger ss	2	0	0	0
Palmer p	0	0	0	0	Crowley ph	1	0	0	0
Reynolds p	0	0	0	0	Baker ss	0	0	0	0
Watt p	0	0	0	0	Alexander p	0	0	0	0
G. Jackson p	0	0	0	0	Palmer p	0	0	0	0
Totals	32	5	8	5	Totals	31	0	5	0

Oakland	ab	r	h	bi	Oakland	ab	r	h	bi
Campaneris ss	4	0	1	0	Campaneris ss	4	0	1	0
Rudi lf	4	0	0	0	Rudi lf	4	0	1	1
Bando 3b	3	0	0	0	Bando 3b	4	0	1	0
Jackson rf	4	0	1	0	Jackson cf	4	0	1	0
Tenace 1b-c	3	2	1	0	Tenace 1b	3	1	1	0
Davalillo cf	3	1	2	0	Davalillo cf	2	1	1	1
Mangual ph-cf	1	0	0	0	Alou dh	3	0	1	1
Johnson dh	2	0	0	0	Fosse c	3	1	0	0
Borque dh	0	0	0	0	Green 2b	2	0	0	0
Andrews dh-1b	1	0	0	0	Hunter p	0	0	0	0
Fosse c	2	1	1	3	Totals	29	3	7	3
Lewis pr	0	0	0	0					
Kubiak 2b	0	0	0	0	Baltimore	000	000	000	0 5 2
Green 2b	3	0	1	1	Oakland	001	200	00x	3 7 0
Alou ph	1	0	0	0					
Fingers p	0	0	0	0					
Blue p	0	0	0	0					
Totals	31	4	7	4					

E – Robinson, Bumbry. **DP** – Baltimore
 1. **LOB** – Baltimore 7, Oakland 5. **2B**
 – Etchebarren, Coggins, Campaneris,
 Robinson. **3B** – Davalillo. **SB** – Bumbry.
S – Green.

Baltimore	000	000	410	5	7	0
Oakland	030	001	000	4	8	0

DP – Oakland 2. **LOB** – Baltimore 4,
 Oakland 8. **2B** – Tenace, Fosse, Green,
 Robinson. **HR** – Etchebarren, Grich. **S** –
 Rudi. **SF** – Fosse.

Baltimore	ip	h	r	er	bb	so
Alexander (L)	3.2	5	3	2	0	1
Palmer	4.1	2	0	0	1	1
Oakland	ip	h	r	er	bb	so
Hunter (W)	9.0	5	0	0	2	1

Baltimore	ip	h	r	er	bb	so
Palmer	1.1	4	3	3	2	2
Reynolds	4.2	3	1	1	2	3
Watt	0.1	0	0	0	0	0
G. Jackson (W)	2.2	0	0	0	1	0
Oakland	ip	h	r	er	bb	so
Blue	6.1	5	4	4	3	1
Fingers (L)	2.2	3	1	1	1	3

HBP – by Hunter (Blair), by Alexander
 (Tenace).
T – 2:11. **A** – 24,265
Umpires – Haller, Chylak, Maloney,
 Odom, Anthony and McCoy.

HBP – by Watt (Bando).
T – 2:31. **A** – 27,497
Umpires – Chylak, Haller, Maloney,
 Odom, Anthony and McCoy.

1973 WORLD SERIES

The A's win their second consecutive World Championship, winning Games 6 and 7 to defeat the New York Mets, 4 games to 3. Reggie Jackson was named MVP of the series after hitting .310 with a home run and six RBI and Ken Holtzman was the winning pitcher in two of the A's four victories. The series also featured the "firing" of Mike Andrews by A's owner Charlie Finley after his two 12th inning errors in Game 2 helped the Mets to a 10-7 win. Andrews did make another appearance in the series, grounding out as a pinch hitter in Game 4.

Holtzman picks up the win in the A's 2-1 victory in Game 1. The A's collect just three hits off Mets starter Jon Matlack but all come in the third inning as Holtzman doubles and scores on an error and Joe Rudi has a RBI single. The Mets score four runs off Rollie Fingers in the 12th inning of Game 2 to defeat the A's 10-7, but only one run was earned as Andrews committed two errors. Game 3 went 11 innings but the A's won 3-2 on a RBI single by Campy Campaneris in the top of the 11th. The A's lost Game 4, 6-1 as Rusty Staub was a perfect 4 for 4 to even the series at two games apiece. Jerry Koosman and Tug McGraw then combined to three-hit the A's in a 2-0 win in Game 5 but the A's came back to win the final two games in Oakland. In Game 6, Reggie Jackson doubled twice, singled and drove in two runs in the A's 3-1 victory. The A's had gone the entire series without a home run before Campaneris hit a two-run home run in the third inning in Game 2. Jackson added a two-run homer later in the inning and Darold Knowles retired Wayne Garrett with runners on first and third in the ninth to save the A's 5-2 win.

FINAL STATISTICS

PLAYER	AVG	G	AB	R	H	TB	2B	3B	HR	RBI	SH	SF	HP	BB	IBB	SO	SB	CS	DP	E	SLG	OBP
Alou	.158	7	19	0	3	4	1	0	0	3	0	1	0	0	0	0	0	0	0	0	.211	.150
Andrews	.000	2	3	0	0	0	0	0	0	0	0	0	0	1	0	1	0	0	0	2	.000	.250
Bando	.231	7	26	5	6	9	1	1	0	1	1	0	0	4	1	7	0	0	0	1	.346	.333
Blue	.000	2	4	0	0	0	0	0	0	0	0	0	0	0	0	4	0	0	0	0	.000	.000
Bourque	.500	2	2	0	1	1	0	0	0	0	0	0	0	0	0	0	0	0	0	0	.500	.500
Campaneris	.290	7	31	6	9	14	0	1	1	3	0	0	2	1	0	7	3	0	0	1	.452	.353
Conigliaro	.000	3	3	0	0	0	0	0	0	0	0	0	0	0	0	1	0	0	0	0	.000	.000
Davalillo	.091	6	11	0	1	1	0	0	0	0	0	0	0	2	0	1	0	0	0	0	.091	.231
Fingers	.333	6	3	0	1	1	0	0	0	0	0	0	0	0	0	1	0	0	0	0	.333	.333
Fosse	.158	7	19	0	3	4	1	0	0	0	0	0	0	1	1	4	0	0	0	0	.211	.200
Green	.063	7	16	0	1	1	0	0	0	0	0	0	0	1	0	6	0	1	0	1	.063	.118
Holtzman	.667	3	3	2	2	4	2	0	0	0	0	0	0	0	0	0	0	0	0	0	1.333	.667
Hunter	.000	2	5	0	0	0	0	0	0	0	0	0	0	0	0	3	0	0	0	1	.000	.000
Jackson	.310	7	29	3	9	17	3	1	1	6	0	0	0	2	0	7	0	0	1	0	.586	.355
Johnson	.300	6	10	0	3	4	1	0	0	0	0	0	0	1	0	4	0	0	0	0	.400	.364
Knowles	—	0	0	0	0	0	0	0	0	0	0	0	0	0	0	0	0	0	0	1	—	—
Kubiak	.000	4	3	1	0	0	0	0	0	0	0	0	0	1	0	1	0	0	0	0	.000	.250
Lewis	—	3	0	1	0	0	0	0	0	0	0	0	0	0	0	0	0	0	0	0	—	—
Lindblad	.000	3	1	0	0	0	0	0	0	0	0	0	0	0	0	0	0	0	0	0	.000	.000
Mangual	.000	5	6	0	0	0	0	0	0	0	0	0	0	0	0	3	0	0	0	0	.000	.000
Odom	.000	3	1	0	0	0	0	0	0	0	0	0	0	0	0	1	0	0	0	0	.000	.000
Rudi	.333	7	27	3	9	11	2	0	4	1	0	0	0	3	0	4	0	1	0	0	.407	.400
Tenace	.158	7	19	0	3	4	1	0	0	3	0	0	0	11	1	7	0	2	1	2	.211	.467
Totals	.212	7	241	21	51	75	12	3	2	20	2	1	2	28	3	62	3	4	2	9	.311	.298

PITCHER	W	L	ERA	G	GS	CG	GF	SHO	SV	IP	H	R	ER	HR	HB	BB	IBB	SO	WP	BK	AVG
Blue	0	1	4.91	2	2	0	0	0	0	11.0	10	6	6	2	0	3	0	8	1	0	.222
Fingers	0	1	0.66	6	0	0	3	2	13.2	13	5	1	0	1	4	1	8	0	0	0	.250
Holtzman	2	1	4.22	3	3	0	0	0	10.2	13	5	5	1	0	5	0	6	0	0	0	.310
Hunter	1	0	2.03	2	2	0	0	0	13.1	11	3	3	1	0	4	1	6	1	0	0	.212
Knowles	0	0	0.00	7	0	0	2	0	2	6.1	4	1	0	0	1	5	2	5	0	0	.167
Lindblad	1	0	0.00	3	0	0	2	0	0	3.1	4	0	0	0	0	1	1	1	0	0	.250
Odom	0	0	3.86	2	0	0	0	0	0	4.2	5	2	2	0	2	0	2	1	0	0	.294
Pina	0	0	0.00	2	0	0	0	0	0	3.0	6	2	0	0	1	2	1	0	0	0	.462
Totals	4	3	2.32	7	7	0	7	0	4	66.0	66	24	17	4	3	26	6	36	3	0	.253

HISTORY

Game 1 — October 13
Oakland 2, New York 1

Game 2 — October 14
New York 10, Oakland 7 (12)

New York	ab	r	h	bi
Garrett 3b	5	0	0	0
Millan 2b	4	0	1	0
Mays cf	4	0	1	0
Jones lf	4	1	2	0
Milner 1b	4	0	2	1
Grote c	4	0	0	0
Hahn rf	2	0	0	0
Kranepool ph	1	0	0	0
Harrelson ss	2	0	0	0
Hodges ph	0	0	0	0
Martinez pr	0	0	0	0
Matlack p	0	0	0	0
Boswell ph	1	0	1	0
McGraw p	0	0	0	0
Beauchamp ph	1	0	0	0
Totals	32	1	7	1

Oakland	ab	r	h	bi
Campaneris ss	4	1	1	0
Rudi lf	3	0	1	1
Bando 3b	3	0	1	1
Jackson cf-rf	3	0	0	0
Tenace 1b	3	0	0	0
Alou rf	3	0	0	0
Davalillo cf	0	0	0	0
Fosse c	3	0	0	0
Green 2b	2	0	0	0
Holtzman p	1	1	1	0
Mangual ph	1	0	0	0
Fingers p	1	0	0	0
Knowles p	0	0	0	0
Totals	27	2	4	1

New York	000	100	000	1	7	2
Oakland	002	000	00x	2	4	0

E – Millan, Mays. **DP** – Oakland 2. **LOB** – New York 9, Oakland 5. **2B** – Holtzman, Jones. **3B** – Millan. **SB** – Campaneris. **CS** – Green. **S** – Matlack, Rudi.

New York	ip	h	r	er	bb	so
Matlack (L)	6.0	3	2	2	2	3
McGraw	2.0	1	0	0	1	1
Oakland	ip	h	r	er	bb	so
Holtzman (W)	5.0	4	1	1	3	2
Fingers	3.1	3	0	0	1	3
Knowles (Sv)	0.2	0	0	0	0	0

PB – Fosse.

T – 2:26. **A** – 46,021

Umpires – Springstead, Donatelli, Neudecker, Pryor, Goetz and Wendelstedt.

New York	ab	r	h	bi
Garrett 3b	6	1	1	1
Millan 2b	6	0	0	0
Staub rf	5	0	1	0
Mays pf-cf	2	1	1	1
Jones lf	5	3	3	1
Milner 1b	6	1	2	0
Grote c	6	1	2	0
Hahn cf-rf	7	1	1	1
Harrelson ss	6	1	3	1
Koosman p	1	0	0	0
Sadecki p	0	0	0	0
Theodore ph	1	0	0	0
Parker p	0	0	0	0
Beauchamp ph	1	0	0	0
McGraw p	2	1	1	0
Stone p	0	0	0	0
Totals	54	10	15	5

Oakland	ab	r	h	bi
Campaneris ss	6	2	1	0
Rudi lf	5	1	2	1
Bando 3b	5	2	1	1
Jackson cf	6	1	4	2
Tenace 1b	3	0	1	1
Alou rf	6	0	3	2
Fosse c	5	0	0	0
Green 2b	2	0	0	0
Mangual ph	1	0	0	0
Kubiak 2b	0	0	0	0
Andrews ph-2b	2	0	0	0
Blue p	2	0	0	0
Pina p	0	0	0	0
Knowles p	0	0	0	0
Conigliaro ph	1	0	0	0
Odom p	0	0	0	0
Johnson ph	1	0	1	0
Lewis pr	0	1	0	0
Fingers p	1	0	0	0
Lindblad p	0	0	0	0
Davalillo ph	1	0	0	0
Totals	47	7	13	7

New York	011	004	000	004	1015	1
Oakland	210	000	102	001	713	5

E – Koosman, Bando, Tenace, Andrews 2, Knowles. **DP** – New York 1, Oakland 1. **LOB** – New York 15, Oakland 12. **2B** – Rudi, Alou, Jackson, Johnson, Harrelson. **3B** – Bando, Campaneris, Jackson. **HR** – Jones (off Blue), Garrett (off Blue). **SB** – Campaneris. **CS** – Rudi, Tenace. **S** – McGraw.

New York	ip	h	r	er	bb	so
Koosman	2.1	6	3	3	3	4
Sadecki	1.2	0	0	0	0	3
Parker	1.0	1	0	0	0	0
McGraw (W)	6.0	5	4	4	3	8
Stone (Sv)	1.0	1	0	0	1	0
Oakland	ip	h	r	er	bb	so
Blue	5.1	4	4	4	2	4
Pina	0.0	2	2	2	0	0
Knowles	1.2	1	0	0	2	2
Odom	2.0	2	0	0	0	2
Fingers (L)	2.2	6	4	1	0	2
Lindblad	0.1	0	0	0	0	0

Pina pitched to three batters in the 6th. McGraw pitched to two batters in the 12th.

HBP – by Pina (Grote), by McGraw (Campaneris), by Fingers (Jones). **T** – 4:13. **A** – 49,151

Umpires – Donatelli, Neudecker, Pryor, Goetz, Wendelstedt and Springstead.

Game 3 — October 16
Oakland 3, New York 2 (11)

Game 4 — October 17
New York 6, Oakland 1

Game 5 — October 18
New York 2, Oakland 0

Oakland	ab	r	h	bi
Campaneris ss	6	1	3	1
Rudi lf	5	0	2	1
Bando 3b	4	1	2	0
Jackson rf	5	0	0	0
Tenace 1b-c	3	0	1	1
Davalillo cf-1b	5	0	1	0
Fosse c	2	0	0	0
Borque ph-1b	2	0	1	0
Lewis pr	0	0	0	0
Lindblad p	1	0	0	0
Fingers p	0	0	0	0
Green 2b	2	0	0	0
Alou ph	1	0	0	0
Kubiak 2b	1	1	0	0
Hunter p	2	0	0	0
Johnson ph	1	0	0	0
Knowles p	0	0	0	0
Mangual ph-cf	2	0	0	0
Totals	42	3	10	3

New York	ab	r	h	bi
Garrett 3b	4	1	2	1
Millan 2b	5	1	2	0
Staub rf	6	0	2	0
Jones lf	5	0	0	0
Milner 1b	3	0	1	0
Grote c	5	0	0	0
Hahn cf	5	0	1	0
Harrelson ss	5	0	2	0
Seaver p	3	0	0	0
Beauchamp ph	1	0	0	0
Sadecki p	0	0	0	0
McGraw p	0	0	0	0
Mays ph	1	0	0	0
Parker p	0	0	0	0
Totals	43	2	10	1

Oakland	000	001	010	01	310	1
New York	200	000	000	00	210	2

E – Hunter, Millan 2. **LOB** – Oakland 10, New York 14. **2B** – Rudi, Hahn, Bando, Tenace, Staub. **HR** – Garrett (off Hunter). **SB** – Campaneris. **S** – Bando, Millan.

Oakland	ip	h	r	er	bb	so
Hunter	6.0	7	2	2	3	5
Knowles	2.0	0	0	0	1	0
Lindblad (W)	2.0	3	0	0	1	0
Fingers (Sv)	1.0	0	0	0	0	0
New York	ip	h	r	er	bb	so
Seaver	8.0	7	2	2	1	12
Sadecki	0.0	1	0	0	0	0
McGraw	2.0	1	0	0	1	1
Parker (L)	1.0	1	1	0	1	1

Sadecki pitched to two batters in the 9th. Lindblad pitched to one batter in the 11th.

WP – Hunter. **PB** – Grote.

T – 3:15. **A** – 54,817

Umpires – Neudecker, Pryor, Goetz, Wendelstedt, Springstead and Donatelli.

Oakland	ab	r	h	bi
Campaneris ss	4	0	0	0
Rudi lf	4	0	1	0
Bando 3b	3	1	0	0
Jackson cf	4	0	1	0
Tenace 1b	3	0	1	1
Alou rf	4	0	0	0
Fosse c	4	0	1	0
Green 2b	1	0	0	0
Mangual ph	1	0	0	0
Kubiak 2b	1	0	0	0
Johnson ph	1	0	1	0
Holtzman p	0	0	0	0
Odum p	1	0	0	0
Knowles p	0	0	0	0
Conigliaro ph	1	0	0	0
Pina p	0	0	0	0
Andrews ph	1	0	0	0
Lindblad p	0	0	0	0
Davalillo ph	0	0	0	0
Totals	33	1	5	1

New York	ab	r	h	bi
Garrett 3b	4	2	1	0
Millan 2b	5	1	1	0
Staub rf	4	1	4	5
Jones lf	3	0	1	0
Theodore lf	1	0	0	0
Milner 1b	3	0	0	0
Grote c	4	0	3	0
Hahn cf	4	1	1	0
Harrelson ss	2	1	1	0
Matlack p	3	0	1	0
Sadecki p	0	0	0	0
Totals	33	6	13	5

Oakland	000	100	000	1	5	1
New York	300	300	00x	6	13	1

E – Green, Garrett. **DP** – Oakland 4. **LOB** – Oakland 9, New York 10. **HR** – Staub (off Holtzman).

Oakland	ip	h	r	er	bb	so
Holtzman (L)	0.1	4	3	3	1	0
Odum	2.2	3	2	2	2	0
Knowles	1.0	1	1	0	1	1
Pina	3.0	4	0	0	2	0
Lindblad	1.0	1	0	0	0	1
New York	ip	h	r	er	bb	so
Matlack (W)	8.0	3	1	0	2	5
Sadecki (Sv)	1.0	2	0	0	1	2

Odum pitched to two batters in the 4th. **WP** – Odum. **HBP** – by Knowles (Garrett), by Matlack (Campaneris).

T – 2:41. **A** – 54,817

Umpires – Pryor, Goetz, Wendelstedt, Springstead, Donatelli and Neudecker.

Oakland	ab	r	h	bi
Campaneris ss	3	0	1	0
Rudi lf	4	0	0	0
Bando 3b	3	0	1	0
Jackson cf	3	0	0	0
Tenace 1b	1	0	0	0
Odum pr	0	0	0	0
Bourque 1b	0	0	0	0
Alou rf	4	0	0	0
Fosse c	4	0	1	0
Green 2b	2	0	0	0
Johnson ph	0	0	0	0
Lewis pr	0	0	0	0
Kubiak 2b	1	0	0	0
Blue p	2	0	0	0
Knowles p	0	0	0	0
Mangual ph	1	0	0	0
Fingers p	0	0	0	0
Conigliaro ph	1	0	0	0
Totals	29	0	3	0

New York	ab	r	h	bi
Garrett 3b	3	0	0	0
Millan 2b	4	0	0	0
Staub rf	3	0	1	0
Jones lf	4	1	2	0
Milner 1b	4	0	2	1
Grote c	3	1	1	0
Hahn cf	4	0	1	1
Harrelson ss	2	0	0	0
Koosman p	3	0	0	0
McGraw p	1	0	0	0
Totals	31	2	7	2

Oakland	000	000	000	0	3	1
New York	010	001	00x	2	7	1

E – Campaneris, Garrett. **DP** – New York 1. **LOB** – Oakland 9, New York 10. **2B** – Jones, Fosse. **3B** – Hahn. **S** – Grote.

Oakland	ip	h	r	er	bb	so
Blue (L)	5.2	6	2	2	1	4
Knowles	0.1	0	0	0	1	1
Fingers	2.0	1	0	0	2	1
New York	ip	h	r	er	bb	so
Koosman (W)	6.1	3	0	0	4	4
McGraw (Sv)	2.2	0	0	0	3	3

WP – Blue.

T – 2:39. **A** – 54,817

Umpires – Goetz, Wendelstedt, Springstead, Donatelli, Neudecker and Pryor.

Game 6 — October 20
Oakland 3, New York 1

Game 7 — October 21
Oakland 5, New York 2

New York	ab	r	h	bi
Garrett 3b	3	0	1	0
Millan 2b	4	0	1	1
Staub rf	4	0	1	0
Jones lf	4	0	0	0
Milner 1b	4	0	1	0
Grote c	4	0	1	0
Hahn cf	3	0	0	0
Kranepool ph	1	0	0	0
Harrelson ss	3	0	0	0
Seaver p	2	0	0	0
Boswell ph	1	1	1	0
McGraw p	0	0	0	0
Totals	33	1	6	1

Oakland	ab	r	h	bi
Campaneris ss	4	0	0	0
Rudi lf	3	1	1	0
Bando 3b	4	1	1	0
Jackson rf-cf	4	1	3	2
Tenace c-1b	3	0	0	0
Davalillo cf	2	0	0	0
Alou ph	0	0	0	1
Johnson 1b	4	0	1	0
Fosse c	0	0	0	0
Green 2b	3	0	1	0
Hunter p	3	0	0	0
Knowles p	0	0	0	0
Fingers p	0	0	0	0
Totals	30	3	7	3

New York	000	000	010	1	6	2
Oakland	101	000	01x	3	7	0

E – Garrett, Hahn. **DP** – New York 1.
LOB – New York 6, Oakland 7. **2B** –
 Jackson 2. **CS** – Tenace. **SF** – Alou.

New York	ip	h	r	er	bb	so
Seaver (L)	7.0	6	2	2	2	6
McGraw	1.0	1	1	0	1	1
Oakland	ip	h	r	er	bb	so
Hunter (W)	7.1	4	1	1	1	1
Knowles	0.1	2	0	0	0	1
Fingers (Sv)	1.1	0	0	0	0	0

WP – Seaver.
T – 2:07. **A** – 49,333
Umpires – Wendelstedt, Springstead,
 Donatelli, Neudecker, Pryor and Goetz.

New York	ab	r	h	bi
Garrett 3b	5	0	0	0
Millan 2b	4	1	1	0
Staub rf	4	0	2	1
Jones lf	3	0	0	0
Milner 1b	3	1	0	0
Grote c	4	0	1	0
Hahn cf	4	0	3	0
Harrelson ss	4	0	0	0
Mattlack p	1	0	0	0
Parker p	0	0	0	0
Beauchamp ph	1	0	0	0
Sadecki p	0	0	0	0
Bowell ph	1	0	1	0
Martinez pr	0	0	0	0
Totals	35	2	8	1

Oakland	ab	r	h	bi
Campaneris ss	4	2	3	2
Rudi lf	3	1	2	1
Bando 3b	4	0	0	0
Jackson cf-ff	4	1	1	2
Tenace c-1b	3	0	0	0
Alou rf	1	0	0	0
Davalillo ph-cf	3	0	0	0
Johnson 1b	3	0	0	0
Fosse c	1	0	1	0
Green 2b	4	0	0	0
Holtzman p	2	1	1	0
Fingers p	1	0	1	0
Knowles p	0	0	0	0
Totals	55	5	9	5

New York	000	001	001	2	8	1
Oakland	004	010	00x	5	9	1

E – Jones, Tenace. **DP** – Oakland 1. **LOB**
 – New York 8, Oakland 6. **2B** – Holtzman,
 Millan, Staub. **HR** – Campaneris (off Mat-
 lack), Jackson (off Mattlack).

New York	ip	h	r	er	bb	so
Mattlack (L)	2.2	4	4	4	1	3
Parker	1.1	0	0	0	0	1
Sadecki	2.0	2	1	1	0	1
Stone	2.0	3	0	0	0	3
Oakland	ip	h	r	er	bb	so
Holtzman (W)	5.1	5	1	1	1	4
Fingers	3.1	3	1	0	1	2
Knowles (Sv)	0.1	0	0	0	0	0

T – 2:37. **A** – 49,333
Umpires – Springstead, Donatelli,
 Neudecker, Pryor, Goetz and Wendel-
 stedt.

1974 ALCS

The A's and Orioles square off in the American League Championship Series for the third time in the last four years and the A's win their third straight American League Pennant, defeating the Orioles 3 games to 1. Pitching was the key as Vida Blue, Ken Holtzman and Blue Moon Odom combined for 21.1 innings of scoreless pitching. Ray Fosse paced the A's offense with a .333 batting average, one home run and three RBI.

The A's lose Game 1 of the series, 6-3 as Paul Blair, Brooks Robinson and Bobby Grich all homer off A's starter Catfish Hunter. Ken Holtzman gets the A's back on track in Game 2 with a five-hit shutout in the A's 5-0 win and Ray Fosse adds three hits and three RBI. Game 3 is a pitchers duel between ALCS MVP Vida Blue and Jim Palmer and Blue comes out on the winning end when Sal Bando hits a solo home run in the fourth inning for the only run of the game. Palmer would allow just three other hits but Blue allowed just two and did not walk a batter. Jim Hunter tosses seven scoreless innings in Game 5 and A's pitchers extend their scoreless streak to 30 innings before Rollie Fingers allows a run in the ninth in the A's 2-1 win. The A's collect just one hit but walk 11 times.

FINAL STATISTICS

PLAYER	AVG	G	AB	R	H	TB	2B	3B	HR	RBI	SH	SF	HP	BB	IBB	SO	SB	CS	DP	E	SLG	OBP
Alou	1.000	1	1	0	1	1	0	0	0	0	0	0	0	0	0	0	0	0	0	0	1.000	1.000
Bando	.231	4	13	4	3	9	0	0	2	2	0	0	4	0	0	0	0	0	0	0	.692	.412
Campaneris	.176	4	17	0	3	3	0	0	0	3	0	1	0	0	0	3	1	1	1	0	.176	.167
Fosse	.333	4	12	1	4	8	1	0	1	3	1	0	0	1	0	2	0	0	0	0	.667	.385
Green	.222	4	9	0	2	2	0	0	0	1	0	0	2	0	1	0	0	0	0	2	.222	.364
Holt	—	2	0	0	0	0	0	0	0	0	0	0	0	1	1	0	0	0	0	0	—	1.000
Jackson	.167	4	12	0	2	3	1	0	0	1	0	0	0	5	0	2	0	0	0	0	.250	.412
Mangual	.250	1	4	0	1	1	0	0	0	0	0	0	0	0	0	0	0	0	0	0	.250	.250
Maxvill	.000	1	1	0	0	0	0	0	0	0	0	0	0	0	0	1	0	0	0	0	.000	.000
North	.063	4	16	3	1	2	1	0	0	0	0	0	0	2	0	1	1	0	0	0	.125	.167
Rudi	.154	4	13	0	2	4	0	1	0	1	0	0	3	2	2	2	0	0	0	0	.308	.313
Tenace	.000	4	11	1	0	0	0	0	0	1	0	0	4	0	4	1	0	1	0	0	.000	.267
Trillo	—	1	0	1	0	0	0	0	0	0	0	0	0	0	0	0	0	0	0	0	—	—
Washington, C	.273	4	11	1	3	4	1	0	0	0	0	0	1	0	0	0	0	0	1	0	.364	.333
Washington, W	—	2	0	0	0	0	0	0	0	0	0	0	0	0	0	0	2	0	0	0	—	—
Totals	.183	4	120	11	22	37	4	1	3	11	2	1	1	22	3	16	3	3	3	2	.308	.313

PITCHER	W	L	ERA	G	GS	CG	GF	SHO	SV	IP	H	R	ER	HR	HB	BB	IBB	SO	WP	BK	AVG
Blue	1	0	0.00	1	1	1	0	1	0	9.0	2	0	0	0	0	0	0	7	0	0	.067
Fingers	0	0	3.00	2	0	0	2	0	1	3.0	3	1	1	0	0	1	0	3	0	0	.250
Holtzman	1	0	0.00	1	1	1	0	1	0	9.0	5	0	0	0	0	2	0	3	0	0	.167
Hunter	1	1	4.63	2	2	0	0	0	0	11.2	11	6	6	3	0	2	0	6	0	0	.268
Odom	0	0	0.00	1	0	0	0	0	0	3.1	1	0	0	0	0	0	0	1	0	0	.091
Totals	3	1	1.75	4	4	2	2	2	1	36.0	22	7	7	3	0	5	0	20	0	0	.177

Game 1 — October 5
Baltimore 6, Oakland 3

Game 2 — October 6
Oakland 5, Baltimore 0

Game 3 — October 8
Oakland 1, Baltimore 0

Baltimore	ab	r	h	bi
Coggins rf	4	0	0	0
Blair cf	4	2	2	2
Grich 2b	4	2	2	2
Davis dh	4	0	2	1
Powell 1b	4	0	0	0
Baylor lf	4	0	2	0
Robinson 3b	4	1	1	1
Hendricks c	4	1	1	0
Belanger ss	3	0	0	0
Cuellar p	0	0	0	0
Grimsley p	0	0	0	0
Totals	35	6	10	6

Oakland	ab	r	h	bi
North cf	5	2	1	0
Campaneris ss	4	0	3	3
Jackson rf	4	0	0	0
Bando 3b	4	0	1	0
Rudi lf	4	0	0	0
Tenace 1b	3	0	0	0
Mangual dh	4	0	1	0
Fosse c	2	0	1	0
Alou ph	1	0	1	0
Trillo pr	0	1	0	0
Green 2b	2	0	0	0
C. Washington ph	1	0	1	0
Hunter p	0	0	0	0
Odum p	0	0	0	0
Fingers p	0	0	0	0
Totals	34	3	9	3

Baltimore	100	140	000	6	10	0
Oakland	001	010	001	3	9	0

DP – Oakland 1. **LOB** – Baltimore 3, Oakland 9. **2B** – Grich, North, C. Washington. **HR** – Blair, Robinson, Grich. **SB** – North, Campaneris. **S** – Belanger. **SF** – Campaneris.

Baltimore	ip	h	r	er	bb	so
Cuellar (W)	8.0	9	3	3	4	4
Grimsley	1.0	0	0	0	0	0
Oakland	ip	h	r	er	bb	so
Hunter (L)	4.2	8	6	6	0	3
Odum	3.1	1	0	0	0	1
Fingers	1.0	1	0	0	0	1

Cuellar pitched to two batters in the 9th.
PB – Fosse.

T – 2:29. **A** – 41,609

Umpires – Napp, Neudecker, Goetz, Phillips, Springstead and Deegan.

Baltimore	ab	r	h	bi
Belanger ss	3	0	0	0
Motton ph	1	0	0	0
Baker ss	0	0	0	0
Blair cf	3	0	1	0
Grich 2b	4	0	0	0
Davis dh	4	0	1	0
Baylor lf	4	0	0	0
Robinson 3b	2	0	0	0
Williams 1b	3	0	0	0
Cabell rf	3	0	1	0
Etchebarren c	3	0	2	0
Bumbry pr	0	0	0	0
Hendricks c	0	0	0	0
McNally p	0	0	0	0
Garland p	0	0	0	0
Reynolds p	0	0	0	0
G. Jackson p	0	0	0	0
Totals	30	0	5	0

Oakland	ab	r	h	bi
Campaneris ss	4	0	0	0
North cf	2	1	0	0
Bando 3b	3	1	1	1
Jackson dh	3	0	0	0
H. Washington pr	0	0	0	0
Rudi lf	4	0	2	1
Tenace 1b	3	1	0	0
C. Washington rf	4	1	1	0
Fosse c	4	1	3	3
Green 2b	1	0	1	0
Holt ph	0	0	0	0
Odum pr	0	0	0	0
Maxvill 2b	1	0	0	0
Holtzman p	0	0	0	0
Totals	29	5	8	5

Baltimore	000	000	000	0	5	2
Oakland	000	101	03x	5	8	0

E – Grich, Baker. **DP** – Baltimore 2, Oakland 2. **LOB** – Baltimore 5, Oakland 7. **2B** – Fosse. **3B** – Rudi. **HR** – Bando, Fosse. **SB** – Tenace. **S** – Green.

Baltimore	ip	h	r	er	bb	so
McNally (L)	5.2	6	2	1	2	2
Garland	0.2	1	0	0	1	0
Reynolds	1.1	0	1	0	3	1
G. Jackson	0.1	1	2	0	0	1
Oakland	ip	h	r	er	bb	so
Holtzman (W)	9.0	5	0	0	2	3

WP – McNally.

T – 2:23. **A** – 42,810

Umpires – Neudecker, Goetz, Phillips, Springstead, Deegan and Napp.

Oakland	ab	r	h	bi
Campaneris ss	4	0	0	0
North cf	4	0	0	0
Bando 3b	4	1	1	1
Jackson dh	4	0	1	0
Rudi lf	4	0	0	0
Tenace 1b	2	0	0	0
H. Washington pr	0	0	0	0
Holt 1b	0	0	0	0
C. Washington rf	2	0	1	0
Fosse c	2	0	0	0
Green 2b	3	0	1	0
Blue p	0	0	0	0
Totals	29	1	4	1

Baltimore	ab	r	h	bi
Coggins rf	3	0	0	0
Cabell ph	1	0	0	0
Blair cf	4	0	0	0
Grich 2b	4	0	1	0
Davis dh	3	0	0	0
Baylor lf	3	0	1	0
Robinson 3b	3	0	0	0
Williams 1b	3	0	0	0
Etchebarren c	3	0	0	0
Belanger ss	3	0	0	0
Palmer p	0	0	0	0
Totals	30	0	2	0

Oakland	000	100	000	1	4	2
Baltimore	000	000	000	0	2	1

E – Williams, Green 2. **DP** – Baltimore 1. **LOB** – Oakland 4, Baltimore 3. **HR** – Bando. **S** – Fosse.

Oakland	ip	h	r	er	bb	so
Blue (W)	9.0	2	0	0	0	7
Baltimore	ip	h	r	er	bb	so
Palmer (L)	9.0	4	1	1	1	4

HBP – by Palmer (C. Washington).

T – 1:57. **A** – 32,060

Umpires – Goetz, Phillips, Springstead, Deegan, Napp and Neudecker.

Game 4 — October 9
Oakland 2, Baltimore 1

Oakland	ab	r	h	bi
Campaneris ss	5	0	0	0
North cf	5	0	0	0
Bando 3b	2	2	0	0
Jackson dh	1	0	1	1
Odom pr	0	0	0	0
Rudi lf	1	0	0	0
Tenace 1b	3	0	0	1
C. Washington rf	4	0	0	0
Fosse c	4	0	0	0
Green 2b	3	0	0	0
Hunter p	0	0	0	0
Fingers p	0	0	0	0
Totals	28	2	1	2

Baltimore	ab	r	h	bi
Coggins rf	4	0	0	0
Blair cf	3	1	1	0
Grich 2b	4	0	1	0
Davis dh	4	0	1	0
Cabell pr	0	0	0	0
Powell 1b	4	0	1	1
Palmer pr	0	0	0	0
Baylor lf	4	0	1	0
Robinson 3b	3	0	0	0
Hendricks c	2	0	0	0
Belanger ss	0	0	0	0
Bumbry ph	1	0	0	0
Baker ss	0	0	0	0
Cuellar p	0	0	0	0
Grimsley p	0	0	0	0
Totals	29	1	5	1

Oakland	000	010	100	2	1	0
Baltimore	000	000	001	1	5	1

E – Belanger. **DP** – Oakland 1, Baltimore 1. **LOB** – Oakland 10, Baltimore 5. **2B** – Jackson. **S** – Belanger.

Oakland	ip	h	r	er	bb	so
Hunter (W)	7.0	3	0	0	2	3
Fingers (Sv)	2.0	2	1	1	1	2
Baltimore	ip	h	r	er	bb	so
Cuellar (L)	4.2	0	1	1	9	2
Grimsley	4.1	1	1	1	2	2

WP – Cuellar.

T – 2:46. **A** – 28,136

Umpires – Phillips, Springstead, Deegan, Napp, Neudecker and Goetz.

1974 WORLD SERIES

The A's win their third consecutive World Championship to become the first team to win at least three straight since the New York Yankees won five straight, 1949-53. The A's defeated the Los Angeles Dodgers in five games in a series where four of the five games were decided by a 3-2 score. Bert Campaneris hit .353 in the series and Joe Rudi topped the A's with four RBI. World Series MVP Rollie Fingers had a win and two saves while posting a 1.93 ERA and the A's used just five pitchers the entire series.

The A's open the series with a 3-2 win as Rollie Fingers pitched 4.1 innings of relief for the win before Catfish Hunter comes on to strike out Joe Ferguson in the bottom of the ninth with the tying run at first base. The Dodgers even the series with a 3-2 win in Game 2 as Don Sutton shuts out the A's on four hits over the first eight innings. Joe Rudi has a two-run single in the ninth but the A's rally falls short. Hunter started Game 3 and kept the Dodgers off the board over the first seven innings in a 3-2 win. Ken Holtzman was the winning pitcher in the A's 5-2 win in Game 4 and he also contributed to the A's offense with a solo home run in the third inning. The A's trailed 2-1 entering the bottom of the sixth but scored four times, highlighted by Jim Holt's two-run pinch hit single. Rollie Fingers clinched his series MVP honors by pitching two scoreless innings for the save in the A's 3-2 win in Game 5. Joe Rudi homered to lead off the seventh inning to break a 2-2 tie.

FINAL STATISTICS

PLAYER	AVG	G	AB	R	H	TB	2B	3B	HR	RBI	SH	SF	HP	BB	IBB	SO	SB	CS	DP	E	SLG	OBP
Alou	.000	1	1	0	0	0	0	0	0	0	0	0	0	0	0	1	0	0	0	0	.000	.000
Bando	.063	5	16	3	1	1	0	0	0	2	0	1	1	2	0	5	0	0	0	0	.063	.200
Blue	.000	2	4	0	0	0	0	0	0	0	0	0	0	0	0	4	0	0	0	0	.000	.000
Campaneris	.353	5	17	1	6	8	2	0	0	2	2	0	1	0	0	2	1	1	0	2	.471	.389
Fingers	.000	4	2	0	0	0	0	0	0	0	0	0	0	0	0	1	0	0	0	0	.000	.000
Fosse	.143	5	14	1	2	5	0	0	1	1	0	0	0	1	0	5	0	0	0	0	.357	.200
Green	.000	5	13	1	0	0	0	0	0	1	1	0	0	1	0	4	0	0	0	1	.000	.071
Haney	—	2	0	0	0	0	0	0	0	0	0	0	0	0	0	0	0	0	0	0	—	—
Holt	.667	4	3	0	2	2	0	0	0	2	0	0	0	0	0	0	0	0	0	0	.667	.667
Holtzman	.500	2	4	2	2	6	1	0	1	1	0	0	0	1	0	1	0	0	0	0	1.500	.600
Hunter	.000	2	2	0	0	0	0	0	0	0	0	0	0	0	0	2	0	0	0	0	.000	.000
Jackson	.286	5	14	3	4	8	1	0	1	1	0	0	0	5	0	3	1	0	0	1	.571	.474
Mangual	.000	1	1	0	0	0	0	0	0	0	0	0	0	0	0	1	0	0	0	0	.000	.000
Maxvill	—	2	0	0	0	0	0	0	0	0	0	0	0	0	0	0	0	0	0	0	—	—
North	.059	5	17	3	1	1	0	0	0	0	1	0	0	2	0	5	1	1	1	1	.059	.158
Rudi	.333	5	18	1	6	9	0	0	1	4	1	0	0	0	0	3	0	0	1	0	.500	.333
Tenace	.222	5	9	0	2	2	0	0	0	1	0	0	0	3	0	4	0	0	1	0	.222	.417
Washington, C	.571	5	7	1	4	4	0	0	0	0	0	0	0	1	1	1	0	1	0	0	.571	.625
Washington, H	—	3	0	0	0	0	0	0	0	0	0	0	0	0	0	0	0	0	0	0	—	—
Totals	.211	5	142	16	30	46	4	0	4	14	7	1	2	16	1	42	3	3	3	5	.324	.298

PITCHER	W	L	ERA	G	GS	CG	GF	SHO	SV	IP	H	R	ER	HR	HB	BB	IBB	SO	WP	BK	AVG
Blue	0	1	3.29	2	2	0	0	0	0	13.2	10	5	5	1	0	7	0	9	0	0	.217
Fingers	1	0	1.93	4	0	0	3	0	2	9.1	8	2	2	2	1	2	0	6	0	0	.242
Holtzman	1	0	1.50	2	2	0	0	0	0	12.0	13	3	2	0	0	4	0	10	1	0	.277
Hunter	1	0	1.17	2	1	0	1	0	1	7.2	5	1	1	1	0	2	0	5	0	0	.179
Odom	1	0	0.00	2	0	0	1	0	0	1.1	0	0	0	0	0	1	0	2	0	0	.000
Totals	4	1	2.05	5	5	0	5	0	3	44.0	36	11	10	4	1	16	0	32	1	0	.228

Game 1 — October 12
Oakland 3, Los Angeles 2

Game 2 — October 13
Los Angeles 3, Oakland 2

Game 3 — October 15
Oakland 3, Los Angeles 2

Oakland	ab	r	h	bi
Campaneris ss	2	1	1	1
North cf	2	0	0	0
Bando 3b	4	0	0	0
Jackson rf	3	1	1	1
C. Washington rf	0	0	0	0
Rudi lf	4	0	2	0
Tenace 1b	3	0	1	0
Fosse c	3	0	0	0
Green 2b	3	0	0	0
Holt ph	1	0	0	0
Maxvill 2b	0	0	0	0
Holtzman p	1	1	1	0
Fingers p	2	0	0	0
Hunter p	0	0	0	0
Totals	28	3	6	2

Los Angeles	ab	r	h	bi
Lopes 2b	5	1	0	0
Buckner lf	5	0	2	0
Wynn cf	4	1	1	1
Garvey 1b	5	0	2	0
Paciorek pr	0	0	0	0
Ferguson rf-c	3	0	0	0
Cey 3b	3	0	1	0
Russell ss	4	0	1	0
Yeager c	3	0	1	0
Crawford ph	1	0	1	0
Messersmith p	3	0	2	0
Joshua ph ph	1	0	0	0
Marshall p	0	0	0	0
Totals	37	2	11	1

Oakland	010	010	010	3	6	2
Los Angeles	000	010	001	2	11	1

E – Campaneris, Jackson, Cey. **DP** – Oakland 1, Los Angeles 1. **LOB** – Oakland 6, Los Angeles 12. **2B** – Holtzman. **HR** – Jackson (off Messersmith), Wynn (off Fingers). **CS** – Buckner, North. **S** – Campaneris 2, North, Tenace.

Oakland	ip	h	r	er	bb	so
Holtzman	4.1	7	1	0	2	3
Fingers (W)	4.1	4	1	1	1	3
Hunter (Sv)	0.1	0	0	0	0	1
Los Angeles	ip	h	r	er	bb	so
Messersmith (L)	8.0	5	3	2	3	8
Marshall	1.0	1	0	0	1	1

WP – Messersmith. **HBP** – by Fingers (Ferguson).
T – 2:43. **A** – 55,974
Umpires – Gorman, Kunkel, Harvey, Denkinger, Olsen and Luciano.

Oakland	ab	r	h	bi
Campaneris ss	4	0	1	0
North cf	4	0	0	0
Haney c	0	0	0	0
Bando 3b	3	1	0	0
Jackson rf	3	1	2	0
Rudi lf	4	0	1	2
H. Washington pr	0	0	0	0
Tenace 1b	3	0	0	0
Fosse c	2	0	0	0
Alou ph	1	0	0	0
Odum p	0	0	0	0
Mangual ph	1	0	0	0
Green 2b	2	0	0	0
Holt ph	1	0	1	0
Maxvill pr	0	0	0	0
Blue p	2	0	0	0
C. Washington ph	1	0	1	0
Totals	31	2	6	2

Los Angeles	ab	r	h	bi
Lopes 2b	4	0	0	0
Buckner lf	4	0	0	0
Wynn cf	3	0	0	0
Garvey 1b	4	1	2	0
Ferguson rf	3	1	1	2
Cey 3b	3	1	0	2
Russell ss	3	0	1	0
Yeager c	3	0	2	1
Sutton p	2	0	0	0
Marshall p	0	0	0	0
Totals	29	3	6	3

Oakland	000	000	002	2	6	0
Los Angeles	010	002	00x	3	6	1

E – Russell. **DP** – Los Angeles 2. **LOB** – Oakland 5, Los Angeles 6. **2B** – Campaneris, Jackson. **HR** – Ferguson (off Blue). **SB** – Ferguson. **S** – Sutton.

Oakland	ip	h	r	er	bb	so
Blue (L)	7.0	6	3	3	2	5
Odum	1.0	0	0	0	1	2
Los Angeles	ip	h	r	er	bb	so
Sutton (W)	8.0	5	2	2	2	9
Marshall (Sv)	1.0	1	0	0	0	2

Sutton pitched to two batters in the 9th.
WP – Sutton. **HBP** – by Sutton (Bando).
T – 2:40. **A** – 55,989
Umpires – Kunkel, Harvey, Denkinger, Olsen, Luciano and Gorman.

Los Angeles	ab	r	h	bi
Lopes 2b	3	0	2	0
Buckner lf	4	1	1	1
Wynn cf	4	0	1	0
Garvey 1b	4	0	1	0
Crawford rf	4	1	1	1
Ferguson c	3	0	0	0
Auerbach pr	0	0	0	0
Cey 3b	4	0	0	0
Russell ss	4	0	1	0
Yeager c	3	0	2	0
Downing p	1	0	0	0
Brewer p	0	0	0	0
Lacy ph	1	0	0	0
Hough p	0	0	0	0
Joshua ph	1	0	0	0
Marshall p	0	0	0	0
Totals	33	2	7	2

Oakland	ab	r	h	bi
North cf	4	1	1	0
Campaneris ss	4	0	2	1
Bando 3b	3	1	0	0
Jackson rf	3	0	0	0
C. Washington rf	0	0	0	0
Rudi lf	4	0	1	1
Tenace 1b	2	0	1	0
H. Washington pr	0	0	0	0
Holt 1b	0	0	0	0
Fosse c	4	0	0	0
Green 2b	3	1	0	0
Hunter p	2	0	0	0
Fingers p	0	0	0	0
Totals	29	3	5	2

Los Angeles	000	000	011	2	7	2
Oakland	002	100	00x	3	5	2

E – Ferguson 2, Campaneris, Green. **DP** – Oakland 3. **LOB** – Los Angeles 6, Oakland 8. **2B** – Campaneris. **HR** – Buckner (off Hunter), Crawford (off Fingers). **SB** – Lopes 2, Jackson. **S** – Hunter.

Los Angeles	ip	h	r	er	bb	so
Downing (L)	3.2	4	3	1	4	3
Brewer	0.1	0	0	0	0	1
Hough	2.0	0	0	0	1	4
Marshall	2.0	1	0	0	0	1
Oakland	ip	h	r	er	bb	so
Hunter (W)	7.1	5	1	1	2	4
Fingers	1.2	2	1	1	0	1

WP – Hough.
T – 2:35. **A** – 49,347
Umpires – Harvey, Denkinger, Olsen, Luciano, Gorman and Kunkel.

Game 4 — October 16
Oakland 5, Los Angeles 2

Game 5 — October 17
Oakland 3, Los Angeles 2

Los Angeles	ab	r	h	bi	Los Angeles	ab	r	h	bi
Lopes 2b	4	0	0	0	Lopes 2b	2	1	0	0
Buckner lf	4	0	1	0	Buckner lf	3	0	1	0
Wynn cf	3	0	1	0	Wynn cf	2	0	0	1
Garvey 1b	4	1	2	0	Garvey 1b	4	0	1	1
Ferguson rf	3	1	0	0	Ferguson rf	4	0	1	0
Auerbach pr	0	0	0	0	Cey 3b	3	0	1	0
Cey 3b	4	0	1	0	Russell ss	3	0	0	0
Russell ss	4	0	1	2	Crawford ph	1	0	0	0
Yeager c	3	0	1	0	Yeager c	2	0	0	0
Joshua ph	1	0	0	0	Joshua ph	1	0	0	0
Messersmith p	1	0	0	0	Sutton p	1	0	0	0
Paciorek ph	1	0	0	0	Paciorek ph	1	1	1	0
Marshall p	0	0	0	0	Marshall p	0	0	0	0
Totals	32	2	7	2	Totals	27	2	5	2

Oakland	ab	r	h	bi	Oakland	ab	r	h	bi
Campaneris ss	3	0	0	0	Campaneris ss	4	0	2	0
North cf	3	1	0	0	North cf	4	1	0	0
Bando 3b	3	1	1	1	Bando 3b	3	0	0	1
Jackson rf	3	1	1	0	Jackson rf	2	0	0	0
Rudi 1b-1f	3	0	0	0	Rudi 1b-1f	3	1	2	1
C. Washington lf	3	1	2	0	C. Washington lf	3	0	1	0
Tenace 1b	0	0	0	0	Fingers p	0	0	0	0
Fosse c	2	0	1	0	Fosse c	3	1	1	1
Holt ph	1	0	1	2	Green 2b	3	0	0	0
H. Washington pr	0	0	0	0	Blue p	2	0	0	0
Haney c	0	0	0	0	Odum p	0	0	0	0
Green 2b	2	0	0	1	Tenace c	1	0	0	0
Holtzman p	3	1	1	1	Totals	28	3	6	3
Fingers p	0	0	0	0	Los Angeles	000	002	000	2 5 1
Totals	26	5	7	5	Oakland	110	000	10x	3 6 1

Los Angeles 000 200 000 2 7 1
 Oakland 001 004 00x 5 7 0

E – Messersmith. **DP** – Los Angeles 2, Oakland 1. **LOB** – Los Angeles 6, Oakland 4. **2B** – Buckner, Yeager, Wynn. **3B** – Russell. **HR** – Holtzman (off Messersmith). **CS** – Campaneris. **S** – Messersmith, Green, Rudi.

Los Angeles	ip	h	r	er	bb	so
Messersmith (L)	6.0	6	5	5	4	4
Marshall	2.0	1	0	0	0	2
Oakland	ip	h	r	er	bb	so
Holtzman (W)	7.2	6	2	2	2	7
Fingers (Sv)	1.1	1	0	0	0	2

WP – Holtzman. **HBP** – by Messersmith (Campaneris).

T – 2:17. **A** – 49,347

Umpires – Denkinger, Olsen, Luciano, Gorman, Kunkel and Harvey.

E – Yeager, North. **DP** – Oakland 1. **LOB** – Los Angeles 6, Oakland 3. **2B** – Paciorek. **HR** – Fosse (off Sutton), Rudi (off Marshall). **SB** – Campaneris, North. **CS** – Lopes, C. Washington. **S** – Buckner. **SF** – Bando, Wynn.

Los Angeles	ip	h	r	er	bb	so
Sutton	5.0	4	2	2	1	3
Marshall (L)	3.0	2	1	1	0	4
Oakland	ip	h	r	er	bb	so
Blue	6.2	4	2	2	5	4
Odum (W)	0.1	0	0	0	0	0
Fingers (Sv)	2.0	1	0	0	1	0

T – 2:23. **A** – 49,347

Umpires – Olsen, Luciano, Gorman, Kunkel, Harvey and Denkinger.

1975 ALCS

The A's streak of three consecutive American League Pennants is snapped by Boston as the Red Sox sweep the A's in three games. After posting a team ERA under 3.00 in each of the previous three ALCS wins, the A's team ERA in 1975 ballooned to 4.32. Sal Bando paced the A's offense with a .500 batting average and Reggie Jackson drove in three of the seven runs the A's scored in the series.

Luis Tiant pitched a three-hitter in Boston's 7-1 win in Game 1 at Fenway Park. Three A's errors led to two runs in the first inning but the A's still trailed just 2-0 before Boston scored five in the seventh. The A's took a 3-0 lead in Game 2, highlighted by a Reggie Jackson two-run home run in the first inning but Boston tied the game with three in the fourth off Vida Blue. Rollie Fingers then allowed three runs in four innings as the A's lost 6-3. The series moved to Oakland for Game 3 but the Red Sox built a 4-0 lead in a 5-3 win. The A's started their Game 1 starter, Ken Holtzman, and he allowed four runs in 4 2/3 innings.

FINAL STATISTICS

PLAYER	AVG	G	AB	R	H	TB	2B	3B	HR	RBI	SH	SF	HP	BB	IBB	SO	SB	CS	DP	E	SLG	OBP
Bando	.500	3	12	1	6	8	2	0	0	2	0	0	0	0	0	3	0	0	0	1	.667	.500
Campaneris	.000	3	11	1	0	0	0	0	0	0	0	0	0	1	0	1	0	0	0	0	.000	.083
Fosse	.000	1	2	0	0	0	0	0	0	0	0	0	0	0	0	1	0	0	0	0	.000	.000
Garner	.000	3	5	0	0	0	0	0	0	0	0	0	0	0	0	1	0	0	0	1	.000	.000
Harper	—	1	0	0	0	0	0	0	0	0	0	0	0	1	0	0	0	0	0	0	—	1.000
Holt	.333	3	3	0	1	2	1	0	0	0	0	0	0	0	0	0	0	0	0	0	.667	.333
Hopkins	—	1	0	0	0	0	0	0	0	0	0	0	0	0	0	0	0	0	0	0	—	—
Jackson	.417	3	12	1	5	8	0	0	1	3	0	0	0	0	0	2	0	0	0	0	.667	.417
Martinez	—	3	0	0	0	0	0	0	0	0	0	0	0	0	0	0	0	0	0	0	—	—
North	.000	3	10	0	0	0	0	0	0	1	0	0	0	2	0	0	0	0	0	1	.000	.167
Rudi	.250	3	12	1	3	5	2	0	0	0	0	0	0	0	0	1	0	0	1	0	.417	.250
Tenace	.000	3	9	0	0	0	0	0	0	0	0	0	0	3	0	2	0	0	1	0	.000	.250
Tovar	.500	2	2	2	1	1	0	0	0	0	0	0	0	1	0	0	0	0	0	1	.500	.667
Washington	.250	3	12	1	3	4	1	0	0	1	0	0	0	0	0	2	0	0	0	2	.333	.250
Williams	.000	3	8	0	0	0	0	0	0	0	0	0	0	1	0	1	0	0	0	0	.000	.111
Totals	.194	3	98	7	19	28	6	0	1	7	0	0	0	9	0	14	0	0	2	6	.286	.262

PITCHER	W	L	ERA	G	GS	CG	GF	SHO	SV	IP	H	R	ER	HR	HB	BB	IBB	SO	WP	BK	AVG
Abbott	0	0	0.00	1	0	0	1	0	0	1.0	0	0	0	0	0	0	0	0	0	0	.000
Blue	0	0	9.00	1	1	0	0	0	0	3.0	6	3	3	1	0	0	0	2	0	0	.429
Bosman	0	0	0.00	1	0	0	0	0	0	0.1	0	0	0	0	0	0	0	0	0	0	.000
Fingers	0	1	6.75	1	0	0	1	0	0	4.0	5	3	3	1	0	1	1	3	0	0	.385
Holtzman	0	2	4.09	2	2	0	0	0	0	11.0	12	8	5	0	0	1	0	7	0	0	.261
Lindblad	0	0	0.00	2	0	0	1	0	0	4.2	5	3	0	0	0	1	1	0	1	0	.313
Todd	0	0	9.00	3	0	0	0	0	0	1.0	3	1	1	0	0	0	0	0	0	0	.600
Totals	0	3	4.32	3	3	0	3	0	0	25.0	31	18	12	2	0	3	2	12	1	0	.316

Game 1 — October 4
Boston 7, Oakland 1

Game 2 — October 5
Boston 6, Oakland 3

Game 3 — October 7
Boston 5, Oakland 3

Oakland	ab	r	h	bi
North cf	3	0	0	1
Washington lf	4	0	0	0
Bando 3b	4	0	0	0
Jackson rf	4	0	1	0
Tenace 1b	3	0	0	0
Rudi 1b	4	0	1	0
Williams dh	3	0	0	0
Hopkins pr-dh	0	0	0	0
Campaneris ss	4	1	0	0
Garner 2b	2	0	0	0
Holt ph	1	0	1	0
Martinez pr-2b	0	0	0	0
Holtzman p	0	0	0	0
Todd p	0	0	0	0
Lindblad p	0	0	0	0
Boseman p	0	0	0	0
Abbott p	0	0	0	0
Totals	32	1	3	1

Boston	ab	r	h	bi
Beniquez dh	4	1	2	1
Doyle 2b	3	1	0	1
Yastrzemski lf	4	1	1	0
Fisk c	4	2	1	0
Lynn cf	4	0	1	2
Petrocelli 3b	4	0	0	0
Evans rf	4	1	1	0
Cooper 1b	3	0	1	0
Burleson ss	3	1	1	1
Tiant p	0	0	0	0
Totals	33	7	8	5

Oakland	000	000	010	1	3	4
Boston	200	000	50x	7	8	3

E – Bando, Washington, Garner, Lynn, North, Burleson, Cooper. **LOB** – Oakland 7, Boston 5. **2B** – Evans, Burleson, Lynn, Holt. **SB** – Beniquez 2. **S** – Cooper. **SF** – Doyle.

Oakland	ip	h	r	er	bb	so
Holtzman (L)	6.1	5	4	2	1	4
Todd	0.0	1	1	1	0	0
Lindblad	0.1	2	2	0	0	0
Bosman	0.1	0	0	0	0	0
Abbott	1.0	0	0	0	0	0
Boston	ip	h	r	er	bb	so
Tiant (W)	9.0	3	1	0	3	8

Todd pitched to one batter in the 7th.
T – 2:40. **A** – 35,578
Umpires – Denkinger, DiMuro, Kunkel, Luciano, Evans and Morgenweck.

Oakland	ab	r	h	bi
North cf	4	0	0	0
Campaneris ss	3	0	0	0
Bando 3b	4	1	4	0
Jackson rf	4	1	2	2
Tenace 1b-c	4	0	0	0
Rudi lf	4	1	2	0
Washington dh	4	0	2	1
Garner 2b	2	0	0	0
Harper ph	0	0	0	0
Holt 1b	1	0	0	0
Fosse c	2	0	0	0
Williams ph	1	0	0	0
Martinez 2b	0	0	0	0
Tovar ph	1	0	0	0
Blue p	0	0	0	0
Todd p	0	0	0	0
Fingers p	0	0	0	0
Totals	34	3	10	3

Boston	ab	r	h	bi
Beniquez dh	4	1	1	0
Doyle 2b	3	1	1	0
Yastrzemski lf	3	2	2	2
Fisk c	4	1	2	1
Lynn cf	4	0	2	1
Petrocelli 3b	4	1	1	1
Evans rf	3	0	0	0
Cooper 1b	3	0	2	0
Burleson ss	2	0	1	0
Cleveland p	0	0	0	0
Moret p	0	0	0	0
Drago p	0	0	0	0
Totals	30	6	12	5

Oakland	200	100	000	3	10	0
Boston	000	301	11x	6	12	0

DP – Oakland 4, Boston 2. **LOB** – Oakland 6, Boston 3. **2B** – Bando 2, Rudi 2, Washington, Fisk, Cooper 2, Yastrzemski. **HR** – Jackson, Yastrzemski, Petrocelli. **S** – Burleson, Doyle.

Oakland	ip	h	r	er	bb	so
Blue	3.0	6	3	3	0	2
Todd	1.0	1	0	0	0	0
Fingers (L)	4.0	5	3	3	1	3
Boston	ip	h	r	er	bb	so
Cleveland	5.0	7	3	3	1	2
Moret (W)	1.0	1	0	0	1	0
Drago (Sv)	3.0	2	0	0	0	2

Blue pitched to four batters in the 4th. Todd pitched to one batter in the 5th. Cleveland pitched to one batter in the 6th. Moret pitched to one batter in the 7th.
WP – Drago.
T – 2:27. **A** – 35,578
Umpires – DiMuro, Kunkel, Luciano, Evans, Morgenweck and Denkinger.

Boston	ab	r	h	bi
Beniquez dh	4	0	0	0
Doyle 2b	5	1	2	1
Yastrzemski lf	4	1	2	0
Fisk c	4	1	2	1
Lynn cf	3	1	1	0
Petrocelli 3b	4	0	1	1
Evans rf	3	0	0	0
Cooper 1b	4	0	1	1
Burleson ss	4	1	2	0
Wise p	0	0	0	0
Drago p	0	0	0	0
Totals	35	5	11	4

Oakland	ab	r	h	bi
Campaneris ss	4	0	0	0
Washington lf	4	1	1	0
Bando 3b	4	0	2	2
Jackson rf	4	0	2	1
Tenace 1b-c	4	0	0	0
Rudi lf	4	0	0	0
Williams dh	4	0	0	0
Tenace c	2	0	0	0
North cf	3	0	0	0
Garner 2b	1	0	0	0
Tovar ph-2b	1	2	1	0
Martinez 2b	0	0	0	0
Holt ph	1	0	0	0
Holtzman p	0	0	0	0
Todd p	0	0	0	0
Lindblad p	0	0	0	0
Totals	32	3	6	3

Boston	000	130	010	5	11	1
Oakland	000	001	020	3	6	2

E – Washington, Tovar, Doyle. **DP** – Boston 1. **LOB** – Boston 6, Oakland 6. **2B** – Burleson. **SB** – Fisk. **S** – Beniquez, Lynn.

Boston	ip	h	r	er	bb	so
Wise (W)	7.1	6	3	2	3	2
Drago (Sv)	1.2	0	0	0	1	0
Oakland	ip	h	r	er	bb	so
Holtzman (L)	4.2	7	4	3	0	3
Todd	0.0	1	0	0	0	0
Lindblad	4.1	3	1	0	1	0

Todd pitched to one batter in the 5th.
WP – Lindblad.
T – 2:30. **A** – 49,358
Umpires – Kunkel, Luciano, Evans, Morgenweck, Denkinger and DiMuro.

1981 ALDS

The A's sweep a three-game series from Kansas City in baseball's first ever Division Series, pitting first and second half winners in each division in a season interrupted by a strike. The A's pitching staff allows just two runs in the entire series and the offense is paced by Dwayne Murphy who is 6 for 11 in the three-game series.

Mike Norris tosses a four-hit shutout in Game 1, a 4-0 A's victory at Kansas City. Wayne Gross hit a three-run home run in the fourth inning. The A's get their second consecutive complete game in Game 2 as Steve McCatty pitches a six-hitter in the A's 2-1 win. Tony Armas had a RBI double in the first inning and after the Royals tied the game in the fifth, Armas added a RBI double in the eighth for the win. The A's complete the sweep with a 4-1 win in Oakland in Game 3. Armas had a RBI single in the first and three Kansas City errors led to a run in the third. After the Royals scored a run in the fourth, Dave McKay homered and Dwayne Murphy had a RBI single in the bottom of the inning.

FINAL STATISTICS

PLAYER	AVG	G	AB	R	H	TB	2B	3B	HR	RBI	SH	SF	HP	BB	IBB	SO	SB	CS	DP	E	SLG	OBP
Armas	.545	3	11	1	6	8	2	0	0	3	0	0	0	1	0	1	0	0	0	0	.727	.583
Bosetti	—	1	0	0	0	0	0	0	0	0	0	0	0	0	0	0	0	0	0	0	—	—
Drumright	.250	1	4	0	1	1	0	0	0	0	0	0	0	0	0	0	0	0	1	0	.250	.250
Gross	.400	2	5	1	2	5	0	0	1	3	0	0	0	0	0	0	0	0	0	0	1.000	.400
Heath	.000	2	8	0	0	0	0	0	0	0	0	0	0	0	0	1	0	0	0	0	.000	.000
Henderson	.182	3	11	3	2	2	0	0	0	0	0	0	2	0	0	2	0	0	0	.182	.308	
Johnson	.286	2	7	0	2	3	1	0	0	1	0	0	0	0	1	0	0	0	0	0	.429	.286
Klutts	.143	2	7	0	1	1	0	0	0	0	1	0	0	0	0	1	0	0	0	0	.143	.143
McKay	.273	3	11	1	3	6	0	0	1	1	0	0	1	0	1	0	0	0	1	.545	.333	
Moore	.000	2	8	0	0	0	0	0	0	0	0	0	0	0	0	2	0	0	0	0	.000	.000
Murphy	.545	3	11	4	6	10	1	0	1	2	0	0	0	1	0	1	0	1	0	0	.909	.583
Newman	.000	1	3	0	0	0	0	0	0	0	1	0	0	0	0	1	0	0	0	0	.000	.000
Picciole	.333	1	3	0	1	1	0	0	0	0	0	0	0	0	0	0	0	0	0	0	.333	.333
Spencer	.250	1	4	0	1	2	1	0	0	0	0	0	0	0	0	0	0	0	0	0	.500	.250
Stanley	.000	3	6	0	0	0	0	0	0	0	0	0	1	0	1	0	0	0	0	0	.000	.143
pitchers	—	0	0	0	0	0	0	0	0	0	0	0	0	0	0	0	0	0	0	1	—	—
Totals	.253	3	99	10	25	39	5	0	3	9	3	0	0	6	0	10	2	1	1	3	.394	.295

PITCHER	W	L	ERA	G	GS	CG	GF	SHO	SV	IP	H	R	ER	HR	HB	BB	IBB	SO	WP	BK	AVG
Beard	0	0	0.00	1	0	0	1	0	1	1.1	0	0	0	0	0	0	0	2	0	0	.000
Langford	1	0	1.23	1	1	0	0	0	0	7.1	10	1	1	0	0	0	0	3	0	0	.333
McCatty	1	0	1.00	1	1	1	0	0	0	9.0	6	1	1	0	0	4	0	3	0	0	.188
Norris	1	0	0.00	1	1	1	0	1	0	9.0	4	0	0	0	0	3	0	2	0	0	.129
Underwood	0	0	0.00	1	0	0	0	0	0	0.1	0	0	0	0	0	0	0	1	0	0	.000
Totals	3	0	0.67	3	3	2	1	1	1	27.0	20	2	2	0	0	7	0	11	0	0	.204

Game 1 — October 6
Oakland 4, Kansas City 0

Oakland	ab	r	h	bi
Henderson lf	4	0	0	0
Murphy cf	3	2	2	1
Drumright dh	4	0	1	0
Armas rf	4	1	1	0
Gross 3b	4	1	2	3
Spencer 1b	4	0	1	0
Heath c	4	0	0	0
McKay 2b	4	0	1	0
Stanley ss	4	0	0	0
Totals	35	4	8	4

Kansas City	ab	r	h	bi
Wilson lf	4	0	1	0
White 2b	3	0	0	0
Brett 3b	4	0	0	0
Aikens 1b	4	0	1	0
Otis cf	4	0	0	0
McRae dh	4	0	0	0
Hurdle rf	3	0	1	0
Wathan c	2	0	0	0
Washington ss	3	0	1	0
Totals	31	0	4	0

Oakland	000	300	010	4	8	2
Kansas City	000	000	000	0	4	1

E – Norris, Brett, McKay. **DP** – Oakland 2, Kansas City 1. **LOB** – Oakland 5, Kansas City 7. **2B** – Spencer. **HR** – Gross, Murphy.

Oakland	ip	h	r	er	bb	so
Norris (W)	9.0	4	0	0	3	2
Kansas City	ip	h	r	er	bb	so
Leonard (L)	8.0	7	4	1	1	3
Martin	1.0	1	0	0	0	0

T – 2:35. **A** – 40,592

Umpires – Maloney, Brinkman, Palermo, Denkinger, Evans, McKean.

Game 2 — October 7
Oakland 2, Kansas City 1

Oakland	ab	r	h	bi
Henderson lf	5	0	0	0
Murphy cf	4	2	2	0
Johnson dh	3	0	1	0
Armas rf	4	0	4	2
Bosetti pr-rf	0	0	0	0
Kluttz 3b	3	0	1	0
Moore 1b	4	0	0	0
McKay 2b	4	0	1	0
Newman c	3	0	0	0
Picciolo ss	3	0	1	0
Gross ph	1	0	0	0
Stanley ss	0	0	0	0
Totals	34	2	10	2

Kansas City	ab	r	h	bi
Wilson lf	5	0	1	1
White 2b	4	0	0	0
Brett 3b	4	0	1	0
Aikens 1b	1	0	0	0
Geronomo pr	0	0	0	0
May 1b	0	0	0	0
Otis cf	4	0	0	0
McRae dh	3	0	0	0
Hurdle rf	4	0	1	0
Wathan c	4	1	2	0
Washington ss	3	0	1	0
Totals	32	1	6	1

Oakland	100	000	010	2	10	1
Kansas City	000	010	000	1	6	0

E – Armas. **LOB** – Oakland 8, Kansas City 9. **2B** – Johnson, Armas 2. **SB** – Henderson. **S** – Kluttz, Washington, Johnson, Newman.

Oakland	ip	h	r	er	bb	so
McCatty (W)	9.0	6	1	1	4	3
Boston	ip	h	r	er	bb	so
Jones (L)	8.0	9	2	2	0	2
Quisenberry	1.0	1	0	0	0	0

T – 2:50. **A** – 40,274

Umpires – Brinkman, Palermo, Denkinger, Evans, McKean, Maloney.

Game 3 — October 9
Oakland 4, Kansas City 1

Kansas City	ab	r	h	bi
Wilson lf	4	0	2	0
White 2b	4	1	2	0
Brett 3b	4	0	1	0
Aikens 1b	4	0	2	0
Otis cf	4	0	0	1
McRae dh	4	0	1	0
Hurdle rf	4	0	1	0
Wathan c	4	0	1	0
Washington ss	3	0	0	0
Totals	35	1	10	1

Oakland	ab	r	h	bi
Henderson lf	2	3	2	0
Murphy cf	4	0	2	1
Johnson dh	4	0	1	0
Armas rf	3	0	1	1
Kluttz 3b	4	0	0	0
Moore 1b	4	0	0	0
Heath c	4	0	0	0
McKay 2b	3	1	1	1
Stanley ss	2	0	0	0
Totals	30	4	7	3

Kansas City	000	100	000	1	10	3
Oakland	101	200	00x	4	7	0

E – Washington, White, Wathan. **DP** – Oakland 1. **LOB** – Kansas City 7, Oakland 7. **2B** – McRae, Murphy. **HR** – McKay. **SB** – Henderson.

Kansas City	ip	h	r	er	bb	so
Gura (L)	3.2	7	4	3	3	3
Martin	4.1	0	0	0	2	2
Oakland	ip	h	r	er	bb	so
Langford (W)	7.1	10	1	1	0	3
Underwood	0.1	0	0	0	0	1
Beard (S)	1.1	0	0	0	0	2

T – 2:59. **A** – 40,002

Umpires – Palermo, Denkinger, Evans, McKean, Maloney, Brinkman.

1981 ALCS

The A's are swept by the New York Yankees in three games in their first ALCS appearance in seven years. The A's are outscored 20-4 in the three-game set, compiling a .222 batting average while allowing a 6.84 ERA. Rickey Henderson provides most of the offense as he is 4 for 11 with two doubles, a triple, an RBI and two stolen bases.

The Yankees scored three times in the first inning off A's starter Mike Norris in Game 1 en route to a 3-1 victory. Dwayne Murphy drives in Rob Picciolo with the A's lone run in the first inning. The A's take a 3-1 lead in Game 2 before New York scores seven times in the bottom of the fourth inning to take an 8-3 lead. Steve McCatty takes the loss, allowing five runs on six hits in 3 1/3 innings and all five A's pitchers allow at least one run. The Yankees then clinch the series with a 4-0 victory in Game 3 as Dave Righetti, Ron Davis and Rich Gossage combine to blank the A's on five hits.

FINAL STATISTICS

PLAYER	AVG	G	AB	R	H	TB	2B	3B	HR	RBI	SH	SF	HP	BB	IBB	SO	SB	CS	DP	E	SLG	OBP
Armas	.167	3	12	0	2	2	0	0	0	0	0	0	0	0	0	5	0	0	1	0	.167	.167
Bosetti	.250	2	4	1	1	2	1	0	0	0	0	0	0	0	0	1	0	0	0	0	.500	.250
Davis	1.000	1	1	0	1	1	0	0	0	0	0	0	0	0	0	0	0	0	0	0	1.000	1.000
Drumright	.000	3	4	0	0	0	0	0	0	0	0	0	0	1	1	0	0	0	0	0	.000	.200
Gross	.000	3	5	0	0	0	0	0	0	0	0	0	0	0	0	0	0	0	0	0	.000	.000
Heath	.333	3	6	1	2	2	0	0	0	0	0	0	0	0	0	1	0	0	0	0	.333	.333
Henderson	.364	3	11	0	4	8	2	1	0	1	0	0	0	1	0	2	2	0	1	1	.727	.417
Johnson	.000	2	6	0	0	0	0	0	0	0	0	0	0	2	0	2	0	0	0	0	.000	.250
Klutts	.429	3	7	1	3	3	0	0	0	0	0	0	0	0	0	1	0	0	0	1	.429	.429
McKay	.273	3	11	0	3	3	0	0	0	1	0	0	0	0	0	2	0	0	1	1	.273	.273
Moore	.250	3	8	0	2	2	0	0	0	0	0	0	0	0	0	1	0	0	1	0	.250	.250
Murphy	.250	3	8	0	2	3	1	0	0	1	0	0	0	2	0	3	0	0	1	0	.375	.400
Newman	.000	2	5	0	0	0	0	0	0	0	0	0	0	0	0	2	0	0	1	0	.000	.000
Picciolo	.200	2	5	1	1	1	0	0	0	0	0	0	0	0	0	2	0	0	0	1	.200	.200
Spencer	.000	2	3	0	0	0	0	0	0	0	0	0	0	0	0	0	0	0	0	0	.000	.000
Stanley	.333	2	3	0	1	1	0	0	0	1	0	0	0	0	0	1	0	0	0	0	.333	.333
Totals	.222	3	99	4	22	28	4	1	0	4	0	0	0	6	1	23	2	0	6	4	.283	.267

PITCHER	W	L	ERA	G	GS	CG	GF	SHO	SV	IP	H	R	ER	HR	HB	BB	IBB	SO	WP	BK	AVG
Beard	0	0	40.50	1	0	0	0	0	0	0.2	5	3	3	1	0	0	0	0	0	0	.714
Jones	0	0	4.50	1	0	0	0	0	0	2.0	2	1	1	0	1	1	0	0	0	0	.250
Keough	0	1	1.08	1	1	0	0	0	0	8.1	7	2	1	1	0	6	0	4	1	0	.219
Kingman	0	0	81.00	1	0	0	0	0	0	0.1	3	3	3	0	0	0	0	0	0	0	.750
McCatty	0	1	13.50	1	1	0	0	0	0	3.1	6	5	5	0	1	2	0	2	0	0	.375
Norris	0	1	3.68	1	1	0	0	0	0	7.1	6	3	3	0	0	2	0	4	0	0	.222
Owchinko	0	0	5.40	1	0	0	1	0	0	1.2	3	1	1	1	0	0	0	0	0	0	.429
Underwood	0	0	13.50	2	0	0	2	0	0	1.1	4	2	2	0	0	2	0	0	0	0	.667
Team Totals	0	3	6.84	3	3	0	3	0	0	25.0	36	20	19	3	2	13	0	10	1	0	.336

Game 1 — October 13
New York 3, Oakland 1

Game 2 — October 14
New York 13, Oakland 3

Game 3 — October 15
New York 4, Oakland 0

Oakland	ab	r	h	bi
Henderson lf	4	0	2	0
Murphy cf	2	0	0	1
Johnson dh	3	0	0	0
Armas rf	4	0	1	0
Kluttz 3b	3	0	2	0
Gross ph-3b	1	0	0	0
Moore 1b	4	0	0	0
Newman c	2	0	0	0
Drumright ph	1	0	0	0
Heath c	1	0	0	0
McKay 2b	4	0	0	0
Picciolo ss	3	1	1	0
Totals	32	1	6	1

New York	ab	r	h	bi
Mumphrey cf	4	0	1	0
Milbourne ss	4	1	3	0
Winfield lf	3	0	0	0
Jackson rf	3	1	0	0
Gamble dh	2	1	0	0
Piniella ph-dh	1	0	1	0
Nettles 3b	3	0	1	3
Watson 1b	3	0	1	0
Brown pr	0	0	0	0
Revering 1b	1	0	0	0
Cerone c	2	0	0	0
Randolph 2b	3	0	0	0
Totals	29	3	7	3

Oakland	000	010	000	1	6	1
New York	300	000	00x	3	7	1

E – Nettles, Henderson. **DP** – New York 2. **LOB** – Oakland 7, New York 7. **2B** – Nettles, Henderson 2. **SB** – Jackson. **S** – Cerone.

Oakland	ip	h	r	er	bb	so
Norris (L)	7.1	6	3	3	2	4
Underwood	0.2	1	0	0	2	0
New York	ip	h	r	er	bb	so
John (W)	6.0	6	1	1	1	3
Davis	1.1	0	0	0	2	3
Gossage (Sv)	1.2	0	0	0	0	0

T – 2:52. **A** – 55,740

Umpires – Bremigan, Goetz, Neudecker, Springstead, Merrill and Voltaggio.

Oakland	ab	r	h	bi
Henderson lf	5	0	1	1
Murphy cf	5	0	2	0
Moore 1b	2	0	0	0
Spencer ph-1b	2	0	0	0
Armas rf	4	0	0	0
Kluttz 3b	2	1	1	0
Gross ph-3b	2	0	0	0
Heath c	4	1	2	0
McKay 2b	4	0	2	1
Bosetti dh	1	1	1	0
Drumright ph-dh	2	0	0	0
Stanley ss	3	0	1	1
Davis ph	1	0	1	0
Totals	37	3	11	3

New York	ab	r	h	bi
Mumphrey cf	5	2	4	0
Milbourne ss	5	2	2	1
Robertson ph-ss	1	0	0	0
Winfield lf	5	2	2	2
Jackson rf	1	0	0	1
Piniella rf	3	1	1	3
Brown rf	1	1	1	0
Gamble dh	3	1	1	1
Nettles 3b	4	2	4	3
Rodriguez 3b	0	0	0	0
Watson 1b	4	0	1	1
Revering 1b	1	0	1	0
Cerone c	4	1	0	0
Foote c	0	0	0	0
Randolph 2b	5	1	2	1
Totals	42	13	19	13

Oakland	001	200	000	3	11	1
New York	100	701	40x	13	19	0

E – Kluttz. **DP** – New York 2. **LOB** – Oakland 8, New York 11. **2B** – Mumphrey, Bosetti, Winfield, Murphy. **3B** – Henderson. **HR** – Piniella, Nettles. **SB** – Winfield. **SF** – Gamble.

Oakland	ip	h	r	er	bb	so
McCatty (L)	3.1	6	5	5	2	2
Beard	0.2	5	3	3	0	0
Jones	2.0	2	1	1	1	0
Kingman	0.1	3	3	3	0	0
Owchinko	1.2	3	1	1	0	0
New York	ip	h	r	er	bb	so
May	3.1	6	3	3	0	5
Frazier (W)	5.2	5	0	0	1	5

WP – Frazier. **PB** – Cerone. **HBP** – by McCatty (Cerone), by Jones (Nettles).

T – 3:08. **A** – 48,497

Umpires – Goetz, Neudecker, Springstead, Merrill, Voltaggio and Bremigan.

New York	ab	r	h	bi
Mumphrey cf	3	0	1	0
Milbourne ss	4	1	1	0
Winfield lf	5	0	0	0
Murcer dh	3	0	1	0
Piniella ph-dh	1	1	1	0
Gamble rf	1	0	0	0
Foote ph	1	0	1	0
Brown pr-rf	0	1	0	0
Nettles 3b	5	0	1	3
Watson 1b	5	0	1	0
Cerone c	4	0	1	0
Randolph 2b	4	1	2	1
Totals	36	4	10	4

Oakland	ab	r	h	bi
Henderson lf	2	0	1	0
Heath lf	1	0	0	0
Murphy cf	1	0	0	0
Bosetti ph-cf	3	0	0	0
Johnson dh	3	0	0	0
Armas rf	4	0	1	0
Kluttz 3b	2	0	0	0
Gross ph-3b	2	0	0	0
Moore 1b	2	0	2	0
Spencer ph-1b	1	0	0	0
McKay 2b	3	0	1	0
Newman c	3	0	0	0
Picciolo ss	2	0	0	0
Drumright ph	1	0	0	0
Stanley ss	0	0	0	0
Totals	30	0	5	0

New York	000	001	003	4	10	0
Oakland	000	000	000	0	5	2

E – Picciolo, McKay. **DP** – New York 2, Oakland 1. **LOB** – New York 12, Oakland 5. **2B** – Nettles. **HR** – Randolph. **SB** – Henderson 2. **S** – Milbourne.

New York	ip	h	r	er	bb	so
Righetti (W)	6.0	4	0	0	2	4
Davis	2.0	0	0	0	0	1
Gossage	1.0	1	0	0	0	2
Oakland	ip	h	r	er	bb	so
Keough (L)	8.1	7	2	1	6	4
Underwood	0.2	3	2	2	0	0

WP – Keough.

T – 3:19. **A** – 47,302

Umpires – Neudecker, Springstead, Merrill, Voltaggio, Bremigan and Goetz.

1988 ALCS

The A's sweep the Boston Red Sox in four games to win their first American League pennant in 14 years. The A's hit .299 in the series and the pitching staff posts a 2.00 ERA while holding the Red Sox to a .206 batting average. Dennis Eckersley was named ALCS MVP after saving all four games and the bullpen recorded three of the wins. Dave Henderson hit .375 and Jose Canseco hit three of the A's seven home runs.

Jose Canseco homers in the fourth inning of Game 1 but Dave Henderson provides the game winning single in the eighth inning in the A's 2-1 victory. Game 2 is a scoreless tie until the Red Sox score twice in the sixth off Storm Davis but Jose Canseco hit a two-run home run and Mark McGwire added a RBI single in the seventh to give the A's a 3-2 lead. After the Red Sox tie the game, Walt Weiss has the game winning RBI single in the ninth. The A's outscore the Red Sox 10-6 in Game 3 as Carney Lansford, McGwire and Ron Hassey have three hits each while Hassey drives in three runs. The A's clinch the series with a 4-1 win in Game 4 as Dave Stewart allows a run in seven innings for the win. Jose Canseco homered in the first and Dave Henderson had a RBI single in the third before the A's score two insurance runs in the eighth.

FINAL STATISTICS

PLAYER	AVG	G	AB	R	H	TB	2B	3B	HR	RBI	SH	SF	HP	BB	IBB	SO	SB	CS	DP	E	SLG	OBP
Baylor	.000	2	6	0	0	0	0	0	0	1	0	1	0	1	0	2	0	0	0	0	.000	.125
Canseco	.313	4	16	4	5	15	1	0	3	4	0	0	0	1	0	2	1	1	1	0	.938	.353
Gallego	.083	4	12	1	1	1	0	0	0	0	0	0	0	0	0	3	0	0	0	0	.083	.083
Hassey	.500	4	8	2	4	8	1	0	1	3	0	0	0	1	1	1	0	0	0	0	1.000	.556
Henderson	.375	4	16	2	6	10	1	0	1	4	0	0	0	1	0	7	0	0	0	2	.625	.412
Javier	.500	2	4	0	2	2	0	0	0	1	0	0	0	1	1	0	0	0	0	0	.500	.600
Lansford	.294	4	17	4	5	9	1	0	1	2	0	0	0	0	0	2	0	1	0	0	.529	.294
McGwire	.333	4	15	4	5	8	0	0	1	3	0	0	0	1	1	5	0	0	0	0	.533	.375
Parker	.250	3	12	1	3	4	1	0	0	0	0	0	0	0	0	4	0	0	0	1	.333	.250
Phillips	.286	2	7	0	2	3	1	0	0	0	0	0	0	1	0	3	0	0	0	0	.429	.375
Polonia	.400	3	5	0	2	2	0	0	0	0	0	0	0	1	0	2	0	1	0	0	.400	.500
Steinbach	.250	2	4	0	1	1	0	0	0	0	0	0	0	2	0	0	0	0	0	0	.250	.500
Weiss	.333	4	15	2	5	7	2	0	0	2	0	0	0	0	0	4	0	0	0	0	.467	.333
Totals	.299	4	137	20	41	70	8	0	7	20	0	1	0	10	3	35	1	3	1	3	.511	.345

PITCHER	W	L	ERA	G	GS	CG	GF	SHO	SV	IP	H	R	ER	HR	HB	BB	IBB	SO	WP	BK	AVG
Cadaret	0	0	27.00	1	0	0	0	0	0	0.1	1	1	1	1	0	0	0	0	0	0	.500
Davis	0	0	0.00	1	1	0	0	0	0	6.1	2	2	0	0	0	5	0	4	1	0	.100
Eckersley	0	0	0.00	4	0	0	4	0	4	6.0	1	0	0	0	0	2	0	5	0	0	.053
Honeycutt	1	0	0.00	3	0	0	0	0	0	2.0	0	0	0	0	0	2	0	0	0	0	.000
Nelson	2	0	0.00	2	0	0	0	0	0	4.2	5	0	0	0	0	1	0	0	0	0	.294
Plunk	0	0	0.00	1	0	0	0	0	0	0.1	1	0	0	0	0	0	0	1	0	0	.500
Stewart	1	0	1.35	2	2	0	0	0	0	13.1	9	2	2	0	1	6	0	11	0	0	.188
Welch	0	0	27.00	1	1	0	0	0	0	1.2	6	5	5	1	0	2	0	0	0	0	1.667
Young	0	0	0.00	1	0	0	0	0	0	1.1	1	1	0	0	0	0	0	2	0	0	.200
Totals	4	0	2.00	4	4	0	4	0	4	36.0	26	11	8	2	1	18	0	23	1	1	.206

Game 1 — October 5
Oakland 2, Boston 1

Oakland	ab	r	h	bi
Lansford 3b	4	1	1	0
Henderson cf	4	0	2	0
Canseco rf	4	1	1	1
McGwire 1b	4	0	0	0
Steinbach c	2	0	1	0
Hassey c	1	0	0	0
Baylor dh	3	0	0	0
Polonia pr	0	0	0	0
Phillips lf	3	0	0	0
Gallego 2b	4	0	0	0
Weiss ss	3	0	1	0
Totals	32	2	6	2

Boston	ab	r	h	bi
Boggs 3b	4	0	1	1
Barrett 2b	4	0	0	0
Evans rf	4	0	1	0
Greenwell lf	3	0	0	0
Benzinger 1b	4	0	0	0
Burks cf	4	0	0	0
Rice dh	2	0	1	0
Romine pr	0	1	0	0
Parrish ph	1	0	0	0
Reed ss	2	0	1	0
Gedman c	3	0	2	0
Romero pr	0	0	0	0
Totals	31	1	6	1

Oakland 000 100 010 2 6 0
Boston 000 000 100 1 6 0

DP – Oakland 1, Boston 1. **LOB** – Oakland 6, Boston 9. **2B** – Weiss, Evans, Lansford, Reed. **HR** – Canseco. **SF** – Boggs.

Oakland	ip	h	r	er	bb	so
Stewart	6.1	5	1	1	3	6
Honeycutt (W)	0.2	0	0	0	0	0
Eckersley (Sv)	2.0	1	0	0	1	3
Boston	ip	h	r	er	bb	so
Hurst (L)	9.0	6	2	2	3	7

PB – Steinbach. **HBP** – by Stewart (Reed).
T – 2:44. **A** – 34,104

Game 2 — October 6
Oakland 4, Boston 3

Oakland	ab	r	h	bi
Polonia lf	5	0	2	0
Gallego 2b	0	0	0	0
Henderson cf	3	1	1	0
Canseco rf	4	1	1	2
Parker dh	4	0	1	0
Lansford 3b	4	1	0	0
Hassey c	4	1	1	0
McGwire 1b	4	0	1	1
Phillips 2b-1f	4	0	2	0
Weiss ss	4	0	1	1
Totals	36	4	10	4

Boston	ab	r	h	bi
Boggs 3b	3	0	0	0
Barrett 2b	4	0	0	0
Evans rf	3	1	0	0
Greenwell lf	2	1	0	0
Rice dh	4	0	1	0
Romine pr	0	0	0	0
Burks cf	4	0	1	1
Benzinger 1b	3	0	1	0
Reed ss	2	0	0	0
Parrish ph	1	0	0	0
Gedman c	4	1	1	1
Totals	30	3	4	2

Oakland 000 000 301 4 10 1
Boston 000 002 100 3 4 1

E – Clemens, Henderson. **DP** – Oakland 1. **LOB** – Oakland 6, Boston 6. **2B** – Phillips. **HR** – Canseco, Gedman. **S** – Reed.

Oakland	ip	h	r	er	bb	so
Davis	6.1	2	2	0	5	4
Cadaret	0.1	1	1	1	0	0
Nelson (W)	1.1	1	0	0	0	0
Eckersley (Sv)	1.0	0	0	0	0	0
Boston	ip	h	r	er	bb	so
Clemens	7.0	6	3	3	0	8
Stanley	0.1	1	0	0	1	0
Smith (L)	1.2	3	1	1	0	1

WP – Davis, Clemens. **Balk** – Clemens. **PB** – Gedman.
T – 3:14. **A** – 34,605

Game 3 — October 8
Oakland 10, Boston 6

Boston	ab	r	h	bi
Burks cf	5	2	2	0
Barrett 2b	4	1	1	0
Boggs 3b	4	2	3	2
Greenwell lf	5	1	2	3
Rice dh	5	0	0	0
Evans rf	2	0	1	1
Gedman c	3	0	2	0
Reed ss	3	0	1	0
Benzinger 1b	3	0	0	0
Parrish ph-1b	1	0	0	0
Totals	35	6	12	6

Oakland	ab	r	h	bi
Lansford 3b	5	2	3	2
Henderson cf	5	1	2	2
Canseco rf	4	0	0	0
Parker dh	5	1	1	0
McGwire 1b	4	3	3	1
Hassey c	3	1	3	3
Javier lf	3	0	1	1
Gallego 2b	4	1	1	0
Weiss ss	4	1	1	1
Totals	37	10	15	10

Boston 320 000 100 6 12 0
Oakland 042 010 12x 10 15 1

E – Henderson. **DP** – Boston 1, Oakland 2. **LOB** – Boston 8, Oakland 6. **2B** – Greenwell, Burks, Weiss, Hassey, Parker. **HR** – Greenwell, McGwire, Lansford, Hassey, Henderson. **S** – Barrett. **SF** – Boggs.

Boston	ip	h	r	er	bb	so
Boddicker (L)	2.2	8	6	6	1	2
Gardner	4.2	6	3	3	2	8
Stanley	0.2	1	1	1	0	0
Oakland	ip	h	r	er	bb	so
Welch	1.2	6	5	5	2	0
Nelson (W)	3.1	4	0	0	1	0
Young	1.1	1	1	0	0	2
Plunk	0.1	1	0	0	0	1
Honeycutt	0.1	0	0	0	1	0
Eckersley (Sv)	2.0	0	0	0	0	2

Honeycutt pitched to one batter in the 8th.
Balk – Welch.
T – 3:14. **A** – 49,261

Game 4 — October 9
Oakland 4, Boston 1

Boston	ab	r	h	bi
Boggs 3b	2	0	1	0
Greenwell lf	4	0	1	0
Rice dh	2	0	0	1
Owen ph	0	0	0	0
Evans rf	3	0	0	0
Benzinger ph	1	0	0	0
Gedman c	4	0	0	0
Reed ss	4	0	1	0
Parrish ph	3	0	0	0
Totals	30	1	4	1

Oakland	ab	r	h	bi
Lansford 3b	4	0	1	0
Henderson cf	4	0	1	1
Canseco rf	4	2	3	1
McGwire 1b	3	1	1	1
Parker lf	3	0	1	0
Javier pr-lf	1	0	1	0
Steinbach c	2	0	0	0
Polonia ph	0	0	0	0
Hassey c	0	0	0	0
Baylor dh	3	0	0	1
Gallego 2b	4	0	0	0
Weiss ss	4	1	2	0
Totals	32	4	10	4

Boston	000	001	000	1	4	0
Oakland	101	000	02x	4	10	1

E – Parker. **DP** – Oakland 1. **LOB** – Boston 7, Oakland 8. **2B** – Henderson, Canseco. **HR** – Canseco. **SB** – Canseco. **SF** – Baylor.

Boston	ip	h	r	er	bb	so
Hurst (L)	4.0	4	2	2	2	5
Smithson	2.1	3	0	0	0	1
Smith	1.2	3	2	2	1	3
Oakland	ip	h	r	er	bb	so
Stewart (W)	7.0	4	1	1	3	5
Honeycutt	1.0	0	0	0	1	0
Eckersley (Sv)	1.0	0	0	0	1	0

Stewart pitched to one batter in the 8th.

T – 2:55. **A** – 49,406

1988 WORLD SERIES

The A's return to the World Series for the first time in 14 years when they also met the Dodgers. After winning the series in five games in 1974, the A's lose to the Dodgers in five games in 1988. The A's hit just .177 in the series and are outscored 21-11 in the five games. Jose Canseco collect just one hit in the series but leads the A's with five RBI. Storm Davis loses twice and posts an 11.25 ERA.

Canseco hits a grand slam in the second inning of Game 1 to give the A's a 4-2 lead before Kirk Gibson hits a pinch-hit two-out two-run home run in the bottom of the ninth to lift the Dodgers to a 5-4 win. Orel Hershiser shuts out the A's on three hits in a 6-0 Los Angeles win in Game 2. Davis allows six runs in 3 1/3 innings and Dave Parker has all three of the A's hits. The series moves to Oakland for Game 3 and the A's get their only win of the series when Mark McGwire breaks a 1-1 tie with a one-out home run in the bottom of the ninth. The Dodgers score two runs in the first inning of Game 4 and lead the rest of the way in a 4-3 win. Dave Henderson collects four hits. Hershiser clinched World Series MVP honors by tossing a four-hitter in Game 5 to defeat the A's 5-2.

FINAL STATISTICS

PLAYER	AVG	G	AB	R	H	TB	2B	3B	HR	RBI	SH	SF	HP	BB	IBB	SO	SB	CS	DP	E	SLG	OBP
Baylor	.000	1	1	0	0	0	0	0	0	0	0	0	0	0	0	1	0	0	0	0	.000	.000
Canseco	.053	5	19	1	1	4	0	0	1	5	0	0	1	2	0	5	1	0	0	0	.211	.182
Davis	.000	2	1	0	0	0	0	0	0	0	0	0	0	0	0	1	0	0	0	0	.000	.000
Gallego	—	1	0	0	0	0	0	0	0	0	0	0	0	0	0	0	0	0	0	0	—	—
Hassey	.250	5	8	0	2	2	0	0	0	1	0	0	0	3	0	3	0	0	0	0	.250	.455
Henderson	.300	5	20	1	6	8	2	0	0	1	0	0	0	2	0	7	0	0	0	0	.400	.364
Hubbard	.250	4	12	2	3	3	0	0	0	0	0	0	0	1	0	2	1	0	0	1	.250	.308
Javier	.500	3	4	0	2	2	0	0	0	2	0	1	0	0	0	1	0	0	0	0	.500	.400
Lansford	.167	5	18	2	3	3	0	0	0	1	0	0	0	2	0	2	0	0	0	0	.167	.250
McGwire	.059	5	17	1	1	4	0	0	1	1	0	0	0	3	1	4	0	0	2	0	.235	.200
Parker	.200	4	15	0	3	3	0	0	0	0	0	0	0	2	0	4	0	0	0	0	.200	.294
Phillips	.250	2	4	1	1	1	0	0	0	0	0	0	0	1	0	2	0	0	0	0	.250	.400
Polonia	.111	3	9	1	1	1	0	0	0	0	0	0	0	0	0	2	0	0	0	0	.111	.111
Steinbach	.364	3	11	0	4	5	1	0	0	0	0	0	0	0	0	2	0	0	0	0	.455	.364
Stewart	.000	2	3	1	0	0	0	0	0	0	0	0	0	1	0	3	0	0	0	0	.000	.250
Weiss	.063	5	16	1	1	1	0	0	0	1	0	0	0	0	0	2	1	0	0	0	.063	.063
Totals	.177	5	158	11	28	37	3	0	2	11	1	1	1	17	1	41	3	0	2	2	.234	.260

PITCHER	W	L	ERA	G	GS	CG	GF	SHO	SV	IP	H	R	ER	HR	HB	BB	IBB	SO	WP	BK	AVG
Burns	0	0	0.00	1	0	0	1	0	0	0.1	0	0	0	0	0	0	0	0	0	0	.000
Cadaret	0	0	0.00	3	0	0	0	0	0	2.0	2	0	0	0	0	0	0	3	0	0	.250
Davis	0	2	11.25	2	2	0	0	0	0	8.0	14	10	10	3	0	1	0	7	0	0	.389
Eckersley	0	1	10.80	2	0	0	2	0	0	1.2	2	2	2	1	0	1	0	2	0	0	.333
Honeycutt	1	0	0.00	3	0	0	2	0	0	3.1	0	0	0	0	0	0	0	5	0	0	.000
Nelson	0	0	1.42	3	0	0	0	0	0	6.1	4	1	1	0	0	3	0	3	0	0	.174
Plunk	0	0	0.00	2	0	0	0	0	0	1.2	0	0	0	0	0	0	0	3	0	0	.000
Stewart	0	1	3.14	2	2	0	0	0	0	14.1	12	7	5	1	1	5	0	5	1	1	.222
Welch	0	0	1.80	1	1	0	0	0	0	5.0	6	1	1	0	0	3	0	8	0	0	.300
Young	0	0	0.00	1	0	0	0	0	0	1.0	1	0	0	0	0	0	0	0	0	0	.250
Totals	1	4	3.92	5	5	0	5	0	0	43.2	41	21	19	5	1	13	0	36	1	1	.246

Game 1 — October 15
Los Angeles 5, Oakland 4

Game 2 — October 16
Los Angeles 5, Oakland 0

Game 3 — October 18
Oakland 2, Los Angeles 1

Oakland	ab	r	h	bi
Lansford 3b	4	1	0	0
Henderson cf	5	0	2	0
Canseco rf	4	1	1	4
Parker lf	2	0	0	0
Javier pr-lf	1	0	1	0
McGwire 1b	3	0	0	0
Steinbach c	4	0	1	0
Hassey c	0	0	0	0
Hubbard 2b	4	1	2	0
Weiss ss	4	0	0	0
Stewart p	3	1	0	0
Eckersley p	0	0	0	0
Totals	34	4	7	4

Los Angeles	ab	r	h	bi
Sax 2b	3	1	1	0
Stubbs 1b	4	0	0	0
Hatcher lf	3	1	1	2
Marshall rf	4	1	1	0
Shelby cf	4	0	1	0
Scioscia c	4	0	1	1
Hamilton 3b	4	0	0	0
Griffin ss	2	0	1	0
M. Davis ph	0	1	0	0
Belcher p	0	0	0	0
Heep ph	1	0	0	0
Leary p	0	0	0	0
Woodson ph	1	0	0	0
Holton p	0	0	0	0
Gonzalez ph	1	0	0	0
Pena p	0	0	0	0
Gibson ph	1	1	1	2
Totals	32	5	7	5

Two outs when winning run scored.

Oakland 040 000 000 4 7 0
 Los Angeles 200 001 002 5 7 0

DP – Oakland 1. **LOB** – Oakland 10, Los Angeles 5. **2B** – Henderson. **HR** – Hatcher, Canseco, Gibson. **SB** – Canseco, Sax, M. Davis.

Oakland	ip	h	r	er	bb	so
Stewart	8.0	6	3	3	2	5
Eckersley (L)	0.2	1	2	2	1	1
Los Angeles	ip	h	r	er	bb	so
Belcher	2.0	3	4	4	4	3
Leary	3.0	3	0	0	1	3
Holton	2.0	0	0	0	1	0
Pena (W)	2.0	1	0	0	0	3

WP – Stewart. **HBP** – by Belcher (Canseco), by Stewart (Sax). **Balk** – Stewart.

T – 3:04. **A** – 55,983

Umpires – Harvey, Merrill, Froemming, Cousins, Crawford, McCoy.

Oakland	ab	r	h	bi
Lansford 3b	3	0	0	0
Henderson cf	4	0	0	0
Canseco rf	4	0	0	0
Parker lf	4	0	3	0
McGwire 1b	3	0	0	0
Hassey c	3	0	0	0
Hubbard 2b	2	0	0	0
Weiss ss	3	0	0	0
S. Davis p	1	0	0	0
Nelson p	0	0	0	0
Polonia ph	1	0	0	0
Young p	0	0	0	0
Plunk p	0	0	0	0
Baylor ph	1	0	0	0
Honeycutt p	0	0	0	0
Totals	29	0	3	0

Los Angeles	ab	r	h	bi
Sax 2b	4	1	1	0
Stubbs 1b	2	1	1	1
Woodson ph-1b	1	0	0	0
Hatcher lf	4	1	2	1
Marshall rf	4	1	2	3
Gonzalez rf	0	0	0	0
Shelby cf	4	0	0	0
Scioscia c	4	0	0	0
Hamilton 3b	4	0	0	0
Griffin ss	4	1	1	0
Hershiser p	3	1	3	1
Totals	34	6	10	6

Oakland 000 000 000 0 3 0
 Los Angeles 005 100 00x 6 10 1

E – Hamilton. **DP** – Los Angeles 2. **LOB** – Oakland 4, Los Angeles 5. **2B** – Hershiser 2. **3B** – Marshall. **HR** – Marshall. **SB** – Weiss.

Oakland	ip	h	r	er	bb	so
S. Davis (L)	3.1	8	6	6	0	2
Nelson	1.2	1	0	0	1	1
Young	1.0	1	0	0	0	0
Plunk	1.0	0	0	0	0	3
Honeycutt	1.0	0	0	0	0	2
Los Angeles	ip	h	r	er	bb	so
Hershiser (W)	9.0	3	0	0	2	8

T – 2:30. **A** – 56,051

Umpires – Merrill, Froemming, Cousins, Crawford, McCoy and Harvey.

Los Angeles	ab	r	h	bi
Sax 2b	5	0	1	0
Stubbs 1b	4	0	1	1
Woodson ph-1b	1	0	0	0
Hatcher lf-rf	4	0	1	0
Marshall rf	1	0	0	0
Heep ph-lf	3	0	1	0
Shelby cf	3	0	2	0
M. Davis dh	2	0	0	0
Anderson ph	1	0	0	0
Scioscia c	4	0	1	0
Hamilton 3b	3	1	1	0
Griffin ss	3	0	0	0
Totals	34	1	8	1

Oakland	ab	r	h	bi
Phillips lf	1	0	0	0
Polonia ph-lf	3	0	0	0
Henderson cf	4	0	0	0
Canseco rf	4	0	0	0
McGwire 1b	4	1	1	1
Steinbach dh	3	0	2	0
Lansford 3b	3	0	0	0
Hubbard 2b	3	1	1	0
Hassey c	1	0	1	1
Weiss ss	3	0	0	0
Totals	29	2	5	2

One out when winning run scored.

Los Angeles 000 010 000 1 8 1
 Oakland 001 000 001 2 5 0

E – Scioscia. **DP** – Los Angeles 1. **LOB** – Los Angeles 10, Oakland 4. **2B** – Steinbach, Stubbs, Heep, Hatcher. **HR** – McGwire. **SB** – Hubbard, Shelby. **S** – Griffin.

Los Angeles	ip	h	r	er	bb	so
Tudor	1.1	0	0	0	0	1
Leary	3.2	3	1	1	1	1
Pena	3.0	1	0	0	1	4
J. Howell (L)	0.1	1	1	1	0	0
Oakland	ip	h	r	er	bb	so
Welch	5.0	6	1	1	3	8
Cadaret	0.1	0	0	0	0	0
Nelson	1.2	2	0	0	0	1
Honeycutt (W)	2.0	0	0	0	0	3

Welch pitched to three batters in the 6th. Nelson pitched to one batter in the 8th.

Balk – Leary.

T – 3:21. **A** – 49,316

Umpires – Froemming, Cousins, Crawford, McCoy, Harvey and Merrill.

Game 4 — October 19
Los Angeles 4, Oakland 3

Game 5 — October 20
Los Angeles 5, Oakland 2

Los Angeles	ab	r	h	bi
Sax 2b	4	1	1	0
Stubbs 1b	3	1	1	0
Woodson ph-1b	1	0	0	1
Hatcher lf	4	1	1	0
Marshall rf	0	0	0	0
M. Davis rf	3	0	0	0
Gonzalez ph	1	0	0	0
Shelby cf	4	0	1	1
Scioscia c	2	0	1	0
Dempsey c	1	0	0	0
Heep dh	4	0	1	0
Hamilton 3b	4	0	1	0
Griffin ss	3	1	1	0
Totals	34	4	8	2

Oakland	ab	r	h	bi
Polonia lf	5	1	1	0
Henderson cf	5	1	4	1
Javier pr	0	0	0	0
Canseco rf	3	0	0	1
Parker dh	5	0	0	0
McGwire 1b	3	0	0	0
Lansford 3b	4	0	1	1
Steinbach c	4	0	1	0
Hubbard 2b	3	0	0	0
Hassey ph-c	1	0	1	0
Gallego pr-2b	0	0	0	0
Weiss ss	4	1	1	0
Totals	37	3	9	3

Los Angeles	201	000	100	4	8	2
Oakland	100	001	100	3	9	2

E – Hubbard, Weiss, Griffin. **LOB** – Los Angeles 6, Oakland 10. **2B** – Stubbs, Henderson, Shelby. **SB** – M. Davis. **CS** – Heep, Scioscia, Griffin.

Los Angeles	ip	h	r	er	bb	so
Belcher (W)	6.2	7	3	2	2	7
J. Howell (Sv)	2.1	2	0	0	1	2
Oakland	ip	h	r	er	bb	so
Stewart (L)	6.1	6	4	2	3	0
Cadaret	1.2	1	0	0	0	3
Eckersley	1.0	1	0	0	0	1

PB – Steinbach, Scioscia. **Balk** – Leary.
T – 3:05. **A** – 49,317
Umpires – Cousins, Crawford, McCoy, Harvey, Merrill and Froemming.

Los Angeles	ab	r	h	bi
Sax 2b	4	0	2	0
Stubbs 1b	4	1	2	0
Hatcher lf	4	2	2	2
Gonzalez lf	0	0	0	0
Marshall rf	4	0	0	0
Shelby cf	3	0	0	0
M. Davis dh	2	2	1	2
Dempsey c	4	0	1	1
Hamilton 3b	4	0	0	0
Griffin ss	4	0	0	0
Totals	33	5	8	5

Oakland	ab	r	h	bi
Javier lf	3	0	1	2
Henderson cf	2	0	0	0
Canseco rf	4	0	0	0
Parker dh	4	0	0	0
McGwire 1b	4	0	0	0
Hassey c	3	0	0	0
Lansford 3b	4	1	2	0
Phillips 2b	3	1	1	0
Weiss ss	2	0	0	0
Totals	29	2	4	2

Los Angeles	200	201	000	5	8	0
Oakland	001	000	010	2	4	0

DP – Oakland 1. **LOB** – Los Angeles 4, Oakland 6. **2B** – Dempsey. **HR** – Hatcher, M. Davis. **CS** – Sax. **S** – Weiss. **SF** – Javier.

Los Angeles	ip	h	r	er	bb	so
Hershiser (W)	9.0	4	2	2	4	9
Oakland	ip	h	r	er	bb	so
S. Davis (L)	4.2	6	4	4	1	5
Cadaret	0.0	1	0	0	0	0
Nelson	3.0	1	1	1	2	1
Honeycutt	0.1	0	0	0	0	0
Plunk	0.2	0	0	0	0	0
Burns	0.1	0	0	0	0	0

Cadaret pitched to one batter in the 5th.
WP – Hershiser.

T – 2:51. **A** – 49,317
Umpires – Crawford, McCoy, Harvey, Merrill, Froemming and Cousins.

1989 ALCS

The A's win their second consecutive American League Pennant by defeating Toronto, 4 games to 1. Rickey Henderson runs away with ALCS MVP honors, batting .400 with eight runs scored, two home runs, five RBI and eight stolen bases in the five game series. Dave Parker also homers twice, Dave Stewart wins both of his starts and Dennis Eckersley saves three of the A's four wins.

The A's win Game 1 by a 7-3 score, but were trailing 3-2 entering the sixth. Mark McGwire ties the game with a solo home run and Henderson breaks up a double play that leads to two more runs. Stewart and Eckersley do not allow a hit after a fourth inning home run by Ernie Whitt. Henderson goes 2 for 2 with two walks, two runs and four steals to lead the A's to a 6-3 win in Game 2 as Mike Moore allows just one unearned run in seven innings for the win. The series moves to Toronto for Game 3 and the Blue Jays record a 7-3 win, scoring six runs off Storm Davis after the A's build a 3-0 lead. Jose Canseco hits a home run into the fifth deck at Skydome to highlight the A's 6-5 win in Game 4. Henderson hit two home runs and also drives in four runs. The A's then clinch the series with a 4-3 win in Game 5, building a 4-0 lead before holding on as the Blue Jays score two in the eighth and three in the ninth. Stewart picks up the win and the A's offense collects just four hits.

FINAL STATISTICS

PLAYER	AVG	G	AB	R	H	TB	2B	3B	HR	RBI	SH	SF	HP	BB	IBB	SO	SB	CS	DP	E	SLG	OBP
Blankenship	—	1	0	0	0	0	0	0	0	0	0	0	0	0	0	0	0	0	0	0	—	—
Canseco	.294	5	17	1	5	8	0	0	1	3	0	0	0	3	0	7	0	2	0	1	.471	.400
Gallego	.273	4	11	3	3	4	1	0	0	1	2	0	0	0	0	2	0	0	0	0	.364	.273
Hassey	.167	2	6	0	1	1	0	0	0	1	0	1	0	1	0	2	0	0	1	0	.167	.250
Henderson, D	.263	5	19	4	5	11	3	0	1	1	0	0	0	2	0	5	0	0	0	0	.579	.333
Henderson, R	.400	5	15	8	6	15	1	1	2	5	0	0	1	7	0	0	8	1	0	11	1.000	.609
Javier	.000	1	2	0	0	0	0	0	0	0	0	0	0	0	0	1	0	0	0	0	.000	.000
Lansford	.455	3	11	2	5	5	0	0	0	4	0	0	0	2	0	1	2	0	0	0	.455	.538
McGwire	.389	5	18	3	7	11	1	0	1	3	0	1	0	1	0	4	0	0	1	1	.611	.400
Parker	.188	4	16	2	3	9	0	0	2	3	0	0	0	0	0	0	0	0	0	0	.563	.188
Phelps	1.000	1	1	0	1	2	1	0	0	0	0	0	0	0	0	0	0	0	0	0	2.000	1.000
Phillips	.167	5	18	1	3	4	1	0	0	1	0	0	0	2	0	4	2	0	0	0	.222	.250
Steinbach	.200	4	15	0	3	3	0	0	0	1	0	0	1	0	5	0	0	0	0	0	.200	.250
Weiss	.111	4	9	2	1	2	1	0	0	0	1	0	0	1	0	1	1	0	0	0	.222	.200
Totals	.272	5	158	26	43	75	9	1	7	23	3	2	1	20	0	32	13	3	2	3	.475	.354

PITCHER	W	L	ERA	G	GS	CG	GF	SHO	SV	IP	H	R	ER	HR	HB	BB	IBB	SO	WP	BK	AVG
Davis	0	1	7.11	1	1	0	0	0	0	6.1	5	6	5	0	0	2	1	3	0	0	.227
Eckersley	0	0	1.59	4	0	0	4	0	3	5.2	4	1	1	0	0	0	0	2	0	0	.211
Honeycutt	0	0	32.40	3	0	0	0	0	0	1.2	6	6	6	0	0	5	0	1	1	0	.545
Moore	1	0	0.00	1	1	0	0	0	0	7.0	3	1	0	0	0	2	0	3	0	0	.125
Nelson	0	0	0.00	1	0	0	0	0	0	1.1	1	0	0	0	0	0	0	2	0	0	.250
Stewart	2	0	2.81	2	2	0	0	0	0	16.0	13	5	5	3	0	3	0	9	0	0	.224
Welch	1	0	3.18	1	1	0	0	0	0	5.2	8	2	2	0	0	1	0	4	0	0	.308
Young	0	0	0.00	1	0	0	1	0	0	0.1	0	0	0	0	0	2	0	0	0	0	.000
Totals	4	1	3.89	5	5	0	5	0	3	44.0	40	21	19	3	0	15	1	24	1	0	.242

Game 1 — October 3
Oakland 7, Toronto 3

Game 2 — October 4
Oakland 6, Toronto 3

Game 3 — October 6
Toronto 7, Oakland 3

Toronto	ab	r	h	bi
Moseby cf	4	0	0	0
Wilson rf	3	0	1	0
McGriff 1b	4	0	0	0
Bell lf	4	1	1	0
Fernandez ss	4	1	1	0
Whitt c	3	1	1	2
Gruber 3b	3	0	0	0
Mazzilli dh	3	0	0	0
Liriano 2b	2	0	1	1
Totals	30	3	5	3

Oakland	ab	r	h	bi
R. Henderson lf	2	1	0	0
Lansford 3b	5	1	2	2
Canseco rf	4	0	0	0
Parker dh	4	0	1	1
D. Henderson cf	4	1	2	1
McGwire 1b	4	1	1	1
Steinbach c	4	0	1	0
Phillips 2b	3	1	2	0
Gallego ss	4	2	2	0
Totals	34	7	11	5

Toronto	020	100	000	3	5	1
Oakland	010	013	02x	7	11	0

E – Liriano. **DP** – Oakland 1. **LOB** – Toronto 4, Oakland 8. **2B** – Phillips, Gallego. **HR** – D. Henderson, Whitt, McGwire. **SB** – R. Henderson 2, Fernandez, Liriano, Wilson, Lansford, Phillips. **SF** – Whitt.

Toronto	ip	h	r	er	bb	so
Stieb (L)	5.1	8	4	4	2	6
Acker	1.2	1	1	0	0	1
Ward	1.0	2	2	2	2	2
Oakland	ip	h	r	er	bb	so
Stewart (W)	8.0	5	3	3	3	6
Eckersley	1.0	0	0	0	0	0

WP – Ward. **PB** – Whitt. **HBP** – by Acker (R. Henderson).
T – 2:52. **A** – 49,435
Umpires – Phillips, Morrison, Ford, Cousins, Palermo and Reed.

Toronto	ab	r	h	bi
Moseby cf	3	2	1	0
Wilson rf	3	0	1	0
McGriff 1b	4	0	1	2
Bell lf	4	0	1	0
Fernandez ss	3	0	0	0
Whitt c	4	0	0	0
Gruber 3b	4	0	0	0
Mazzilli dh	4	0	0	0
Liriano 2b	2	1	1	0
Totals	31	3	5	2

Oakland	ab	r	h	bi
R. Henderson lf	2	2	2	0
Lansford 3b	3	1	1	1
Parker dh	4	1	1	1
McGwire 1b	4	1	3	1
D. Henderson cf	4	1	1	0
Hassey c	2	0	0	1
Phillips 2b	4	0	1	1
Javier rf	2	0	0	0
Canseco ph-rf	1	0	0	0
Weiss ss	3	0	0	0
Totals	29	6	9	5

Toronto	001	000	020	3	5	1
Oakland	000	203	10x	6	9	1

E – McGwire, McGriff. **DP** – Toronto 2, Oakland 1. **LOB** – Toronto 5, Oakland 5. **2B** – McGwire, D. Henderson. **HR** – Parker. **SB** – Fernandez, R. Henderson 4, Liriano, Phillips, Lansford. **SF** – Hassey.

Toronto	ip	h	r	er	bb	so
Stottliemyre (L)	5.0	7	4	4	2	3
Acker	0.1	2	1	1	0	0
Wells	1.0	0	1	0	2	1
Henke	0.2	0	0	0	0	1
Cerutti	1.0	0	0	0	1	0
Oakland	ip	h	r	er	bb	so
Moore (W)	7.0	3	1	0	2	3
Honeycutt	0.0	1	2	2	2	0
Eckersley (Sv)	2.0	1	0	0	0	0

Stottliemyre pitched to two batters in the 6th. Honeycutt pitched to three batters in the 8th.
PB – Hassey.
T – 3:20. **A** – 49,444
Umpires – Morrison, Ford, Cousins, Palermo, Reed and Phillips.

Oakland	ab	r	h	bi
R. Henderson lf	4	2	1	0
Lansford 3b	3	0	2	1
Blankenship 2b	0	0	0	0
Canseco rf	4	0	2	0
McGwire 1b	2	0	0	1
D. Henderson cf	4	0	1	0
Steinbach c	4	0	0	0
Parker dh	4	1	1	1
Phillips 2b-3b	4	0	0	0
Gallego ss	2	0	0	0
Phelps ph	1	0	1	0
Weiss pr-ss	1	0	0	0
Totals	33	3	8	3

Toronto	ab	r	h	bi
Moseby cf	2	1	0	1
Wilson rf	4	1	2	1
McGriff 1b	4	1	1	0
Bell dh	3	0	0	1
Fernandez ss	4	2	2	1
Whitt c	3	0	1	1
Gruber 3b	2	1	0	0
Lee 2b	4	1	1	0
Felix rf	3	0	1	1
Totals	29	7	8	6

Oakland	101	100	000	3	8	1
Toronto	000	400	30x	7	8	0

E – Canseco. **DP** – Oakland 1, Toronto 1. **LOB** – Oakland 7, Toronto 4. **2B** – R. Henderson, Fernandez 2, D. Henderson, Phelps. **HR** – Parker. **SB** – R. Henderson. **SF** – McGwire, Bell.

Oakland	ip	h	r	er	bb	so
Davis (L)	6.1	5	6	5	2	3
Honeycutt	0.0	2	1	1	1	0
Nelson	1.1	1	0	0	0	2
M. Young	0.1	0	0	0	2	0
Toronto	ip	h	r	er	bb	so
Key (W)	6.0	7	3	3	2	2
Acker	2.0	1	0	0	1	1
Henke	1.0	0	0	0	0	1

Honeycutt pitched to three batters in the 7th.
T – 2:54. **A** – 50,268
Umpires – Ford, Cousins, Palermo, Reed, Phillips and Morrison.

Game 4 — October 7
Oakland 6, Toronto 5

Game 5 — October 8
Oakland 4, Toronto 3

Oakland	ab	r	h	bi
R. Henderson lf	4	2	2	4
D. Henderson cf	4	1	1	0
Canseco rf	5	1	2	2
McGwire 1b	4	0	2	0
Steinbach c	3	0	1	0
Phillips 3b	3	0	0	0
Hassey c	4	0	1	0
Gallego 2b	4	1	1	0
Weiss ss	3	1	1	0
Totals	34	6	11	6

Oakland	ab	r	h	bi
R. Henderson lf	3	1	1	1
Phillips 3b	4	0	0	0
Canseco rf	3	0	1	1
Parker dh	4	0	0	0
D. Henderson cf	3	1	0	0
McGwire 1b	4	1	1	0
Steinbach c	4	0	1	1
Weiss ss	2	1	0	0
Gallego 2b	1	0	0	0
Totals	28	4	4	4

Toronto	ab	r	h	bi
Moseby cf	3	0	2	0
Wilson lf	5	1	1	1
McGriff 1b	5	0	1	1
Bell dh	5	0	0	0
Fernandez ss	5	2	2	0
Whitt c	2	0	0	0
Borders ph-c	1	0	1	1
Mulliniks ph	1	0	0	0
Gruber 3b	5	1	4	0
Lee 2b	4	1	1	0
Mazzilli ph	1	0	0	0
Felix rf	4	0	1	2
Totals	41	5	13	5

Toronto	ab	r	h	bi
Moseby cf	4	1	2	1
Wilson lf	4	0	0	0
McGriff 1b	4	0	0	0
Bell dh	4	1	2	1
Fernandez ss	4	1	2	0
Whitt c	4	0	0	0
Gruber 3b	3	0	1	1
Felix rf	4	0	1	0
Liriano 2b	3	0	1	0
Totals	34	3	9	3

Oakland	101	000	200	4	4	0
Toronto	000	000	012	3	9	0

Oakland	003	020	100	6	11	1
Toronto	000	101	120	5	13	0

E – R. Henderson. **DP** – Toronto 2. **LOB** – Oakland 6, Toronto 12. **2B** – Weiss, Felix, D. Henderson, Fernandez. **HR** – R. Henderson 2, Canseco. **SB** – Moseby, Gruber, Weiss, Fernandez. **S** – Weiss.

Oakland	ip	h	r	er	bb	so
Welch (W)	5.2	8	2	2	1	4
Honeycutt	1.2	3	3	3	2	1
Eckersley (Sv)	1.2	2	0	0	0	1
Toronto	ip	h	r	er	bb	so
Flanagan (L)	4.1	7	5	5	1	3
Ward	2.2	4	1	1	1	3
Cerutti	1.2	0	0	0	2	1
Acker	0.1	0	0	0	0	0

WP – Honeycutt.
T – 3:29. **A** – 50,076
Umpires – Cousins, Palermo, Reed, Phillips, Morrison and Ford.

DP – Oakland 1. **LOB** – Oakland 3, Toronto 5. **2B** – Gruber. **3B** – R. Henderson. **HR** – Moseby, Bell. **SB** – R. Henderson, Liriano, Fernandez 2. **S** – Gallego 2. **SF** – Gruber.

Oakland	ip	h	r	er	bb	so
Stewart (W)	8.0	8	2	2	0	3
Eckersley (Sv)	1.0	1	1	1	0	1
Toronto	ip	h	r	er	bb	so
Stieb (L)	6.0	4	4	4	4	4
Acker	2.0	0	0	0	0	2
Henke	1.0	0	0	0	0	1

Stieb pitched to three batters in the 7th. Stewart pitched to one batter in the 9th.
T – 2:52. **A** – 50,024
Umpires – Palermo, Reed, Phillips, Morrison, Ford and Cousins.

1989 WORLD SERIES

Oakland sweeps San Francisco for the A's first World Championship in 15 years in a series halted 12 days after an earthquake struck just prior to Game 3. The A's outscore the Giants 32-14 in the four game set, hitting nine home runs and batting .301. Dave Stewart earns series MVP honors with two wins and a 1.69 ERA, Mike Moore wins the other two games and Rickey Henderson hits .474.

Stewart tosses a five-hit shutout in Game 1 as the A's win 5-0 in Oakland. The A's score three times in the second and Dave Parker and Walt Weiss hit solo home runs in the third and fourth innings. Moore and the A's bullpen hold the Giants to one run in a 5-1 victory in Game 2. With the score tied 1-1 after three innings, the A's break the game open with a four-run fourth, highlighted by Terry Steinbach's three-run homer. The series moves to San Francisco for Game 3 and the A's outslug the Giants 13-7. Dave Henderson homers twice and Tony Phillips, Jose Canseco and Carney Lansford also homer as the A's tie a series record with five home runs. Moore picks up the win in the A's 9-6 win in Game 4 and also adds a two-run double. Rickey Henderson homers and collects three hits as the A's lead 8-0 entering the bottom of the sixth.

FINAL STATISTICS

PLAYER	AVG	G	AB	R	H	TB	2B	3B	HR	RBI	SH	SF	HP	BB	IBB	SO	SB	CS	DP	E	SLG	OBP
Blankenship	.500	1	2	1	1	1	0	0	0	0	0	0	0	0	0	0	0	0	0	0	.500	.500
Canseco	.357	4	14	5	5	8	0	0	1	3	0	0	0	4	1	3	1	0	0	0	.571	.500
Gallego	.000	2	1	0	0	0	0	0	0	0	0	0	0	0	0	0	0	0	0	0	.000	.000
Henderson, D	.308	4	13	6	4	12	2	0	2	4	0	0	1	4	0	3	0	0	1	0	.923	.500
Henderson, R	.474	4	19	4	9	17	1	2	1	3	0	0	0	2	0	2	3	1	0	0	.895	.524
Javier	—	1	0	0	0	0	0	0	0	0	0	0	0	0	0	0	0	0	0	0	—	—
Lansford	.438	4	16	5	7	11	1	0	1	4	0	0	0	3	0	1	0	0	1	0	.688	.526
McGwire	.294	4	17	0	5	6	1	0	0	1	0	0	0	1	0	3	0	0	0	0	.353	.333
Moore	.333	2	3	1	1	2	1	0	0	2	0	0	0	0	0	1	0	0	0	0	.667	.333
Parker	.222	3	9	2	2	6	1	0	1	2	0	0	0	0	0	2	0	0	0	0	.667	.222
Phelps	.000	1	1	0	0	0	0	0	0	0	0	0	0	0	0	0	0	0	0	0	.000	.000
Phillips	.235	4	17	2	4	8	1	0	1	3	0	0	0	0	0	3	0	0	0	0	.471	.235
Steinbach	.250	4	16	3	4	9	0	1	1	7	0	0	0	2	0	1	0	0	0	0	.563	.333
Stewart	.000	2	3	0	0	0	0	0	0	0	0	0	0	0	0	1	0	0	0	1	.000	.000
Weiss	.133	4	15	3	2	5	0	0	1	1	0	0	0	2	2	2	0	0	0	0	.333	.235
Totals	.301	4	146	32	44	85	8	3	9	30	0	0	1	18	3	22	4	1	2	1	.582	.382

PITCHER	W	L	ERA	G	GS	CG	GF	SHO	SV	IP	H	R	ER	HR	HB	BB	IBB	SO	WP	BK	AVG
Burns	0	0	0.00	2	0	0	1	0	0	1.2	1	0	0	0	0	1	0	0	0	0	.167
Eckersley	0	0	0.00	2	0	0	2	0	1	1.2	0	0	0	0	0	0	0	0	0	0	.000
Honeycutt	0	0	6.75	3	0	0	0	0	0	2.2	4	2	2	0	0	0	0	2	0	0	.364
Moore	2	0	2.08	2	2	0	0	0	0	13.0	9	3	3	1	0	3	0	10	2	0	.196
Nelson	0	0	54.00	2	0	0	0	0	0	1.0	4	6	6	2	0	2	0	1	0	0	.571
Stewart	2	0	1.69	2	2	1	0	1	0	16.0	10	3	3	1	0	2	0	14	0	0	.169
Totals	4	0	3.50	4	4	1	3	1	1	36.0	28	14	14	4	0	8	0	27	2	0	.209

Game 1 — October 14
Oakland 5, San Francisco 0

Game 2 — October 15
Oakland 5, San Francisco 1

Game 3 — October 27
Oakland 13, San Francisco 7

San Francisco	ab	r	h	bi
Butler cf	4	0	0	0
Thompson 2b	4	0	0	0
Clark 1b	4	0	2	0
Mitchell lf	4	0	2	0
Williams 3b-ss	4	0	0	0
Riles dh	4	0	0	0
Maldonado rf	4	0	0	0
Kennedy c	3	0	0	0
Uribe ss	2	0	1	0
Oberkfell ph	0	0	0	0
Totals	33	0	5	0

Oakland	ab	r	h	bi
R. Henderson lf	5	0	2	1
Lansford 3b	5	0	1	0
Gallego 2b	0	0	0	0
Canseco rf	3	0	0	0
Parker dh	4	1	1	1
D. Henderson cf	3	1	0	0
McGwire 1b	4	0	3	0
Steinbach c	4	1	1	0
Phillips 2b-3b	4	1	2	1
Weiss ss	4	1	1	1
Totals	36	5	11	4

San Francisco	000	000	000	0	5	1
Oakland	031	100	00x	5	11	1

E – Stewart, Kennedy. **LOB** – San Francisco 7, Oakland 9. **2B** – Clark. **HR** – Parker, Weiss.

San Francisco	ip	h	r	er	bb	so
Garrelts (L)	4.0	7	5	4	1	5
Hammaker	1.2	3	0	0	0	2
Brantley	1.1	1	0	0	1	0
LaCoss	1.0	0	0	0	0	1
Oakland	ip	h	r	er	bb	so
Stewart (W)	9.0	5	0	0	1	6

PB – Steinbach.
T – 2:45. **A** – 49,385
Umpires – Garcia, Runge, Voltaggio, Rennert, Clark and Gregg.

San Francisco	ab	r	h	bi
Butler cf	2	0	1	0
Thompson 2b	3	0	0	1
Clark 1b	4	0	0	0
Mitchell lf	4	0	1	0
Williams 3b-ss	4	0	0	0
Riles dh	3	0	0	0
Maldonado rf	3	0	0	0
Kennedy c	3	0	1	0
Uribe ss	2	1	0	0
Oberkfell ph-3b	1	0	1	0
Totals	29	1	4	1

Oakland	ab	r	h	bi
R. Henderson lf	3	1	3	0
Lansford 3b	3	0	1	1
Canseco rf	2	1	0	0
Parker dh	4	1	1	1
D. Henderson cf	3	1	0	0
McGwire 1b	4	0	1	0
Steinbach c	4	1	1	3
Phillips 2b	3	0	0	0
Weiss ss	3	0	0	0
Totals	29	5	7	5

San Francisco	001	000	000	1	4	0
Oakland	100	400	00x	5	7	0

DP – San Francisco 2, Oakland 1.
LOB – San Francisco 4, Oakland 5. **2B** – Lansford, Parker, McGwire. **3B** – R. Henderson. **HR** – Steinbach. **SB** – R. Henderson, Butler 2. **CS** – R. Henderson. **SF** – Thompson.

San Francisco	ip	h	r	er	bb	so
Reuschel (L)	4.0	5	5	5	4	2
Downs	2.0	1	0	0	0	2
Lefferts	1.0	1	0	0	1	1
Bedrosian	1.0	0	0	0	0	2
Oakland	ip	h	r	er	bb	so
Moore (W)	7.0	4	1	1	2	7
Honeycutt	1.1	0	0	0	0	1
Eckersley	0.2	0	0	0	0	0

Reuschel pitched to two batters in the 5th. Moore pitched to one batter in the 8th.
WP – Moore 2. **T** – 2:47. **A** – 49,388
Umpires – Runge, Voltaggio, Rennert, Clark, Gregg and Garcia.

Oakland	ab	r	h	bi
R. Henderson lf	5	1	1	0
Nelson p	0	0	0	0
Burns p	0	0	0	0
Lansford 3b	4	4	3	2
Honeycutt p	0	0	0	0
Gallego ph	1	0	0	0
Canseco rf	5	3	3	3
Javier rf	0	0	0	0
McGwire 1b	4	0	0	1
D. Henderson cf	4	2	3	4
Steinbach c	4	0	1	1
Phillips 2b-3b-lf	5	1	1	1
Weiss ss	5	1	1	0
Stewart p	3	0	0	0
Blankenship ph-2b	2	1	1	0
Totals	42	13	14	12

San Francisco	ab	r	h	bi
Butler cf	3	0	0	0
Nixon ph-cf	2	1	1	0
Thompson 2b	3	0	0	0
Litton ph-2b	2	0	2	1
Clark 1b	4	1	1	0
Mitchell lf	5	1	1	0
Oberkfell 3b	2	1	1	0
Williams ss	4	1	1	1
Kennedy c	3	0	1	2
Manwaring c	1	1	1	0
Sheridan rf	2	0	0	0
Brantley p	0	0	0	0
Riles ph	1	0	0	0
Hammaker p	0	0	0	0
Lefferts p	0	0	0	0
Bathe ph	1	1	1	3
Garrelts p	1	0	0	0
Downs p	0	0	0	0
Maldonado rf	3	0	0	0
Totals	37	7	10	7

Oakland	200	241	040	13	14	0
San Francisco	010	200	004	7	10	3

E – Oberkfell, Mitchell, Lefferts. **DP** – San Francisco 1. **LOB** – Oakland 7, San Francisco 6. **2B** – D. Henderson, R. Henderson, Manwaring Litton. **HR** – Williams, D. Henderson 2, Phillips, Canseco, Lansford, Bathe. **SB** – R. Henderson 2.

Oakland	ip	h	r	er	bb	so
Stewart (W)	7.0	5	3	3	1	8
Honeycutt	1.0	1	0	0	0	1
Nelson	0.2	3	4	4	1	1
Burns	0.1	1	0	0	1	0
San Francisco	ip	h	r	er	bb	so
Garrelts (L)	3.1	6	4	4	0	3
Downs	1.0	2	4	4	2	1
Brantley	2.2	1	1	1	2	1
Hammaker	0.2	5	4	4	0	0
Lefferts	1.1	0	0	0	0	0

HBP – by Hammaker (D. Henderson).
Balk – Brantley.
T – 3:03. **A** – 62,038
Umpires – Voltaggio, Rennert, Clark, Gregg, Garcia and Runge.

HISTORY

Game 4 — October 28
Oakland 9, San Francisco 6

Oakland	ab	r	h	bi
R. Henderson lf	6	2	3	2
Lansford 3b	4	1	2	1
Canseco rf	4	1	2	0
McGwire 1b	5	0	1	0
D. Henderson cf	3	2	1	0
Steinbach c	4	1	1	3
Phillips 2b	5	0	1	1
Weiss ss	3	1	0	0
Moore p	3	1	1	2
Phelps ph	1	0	0	0
Nelson p	0	0	0	0
Honeycutt p	0	0	0	0
Burns p	0	0	0	0
Parker ph	1	0	0	0
Eckersley p	0	0	0	0
Totals	39	9	12	9

San Francisco	ab	r	h	bi
Butler cf	5	1	3	1
Oberkfell 3b	3	0	0	0
Thompson ph-2b	1	0	1	1
Bedrosian p	0	0	0	0
Clark 1b	4	1	1	0
Mitchell lf	4	1	1	2
Williams ss-3b	4	0	1	0
Kennedy c	3	1	0	0
Litton 2b-3b-2b	4	1	1	2
Nixon rf	3	0	0	0
Robinson p	0	0	0	0
LaCoss p	1	0	0	0
Bathe ph	1	0	0	0
Brantley p	0	0	0	0
Downs p	0	0	0	0
Maldonado ph	1	1	1	0
Lefferts p	0	0	0	0
Uribe ss	1	0	0	0
Totals	35	6	9	6

Oakland	130	031	010	9	12	0
San Francisco	000	002	400	6	9	0

LOB – Oakland 10, San Francisco 4. **2B** – D. Henderson, Moore, Phillips, Butler. **3B** – Steinbach, R. Henderson, Maldonado. **HR** – R. Henderson, Mitchell, Litton. **SB** – Canseco. **CS** – Butler.

Oakland	ip	h	r	er	bb	so
Moore (W)	6.0	5	2	2	1	3
Nelson	0.1	1	2	2	1	0
Honeycutt	0.1	3	2	2	0	0
Burns	1.1	0	0	0	0	0
Eckersley (Sv)	1.0	0	0	0	0	0
San Francisco	ip	h	r	er	bb	so
Robinson (L)	1.2	4	4	4	1	0
LaCoss	3.1	4	3	3	3	1
Brantley	0.1	3	1	1	0	0
Downs	1.2	0	0	0	0	1
Lefferts	0.1	1	1	1	1	0
Bedrosian	1.2	0	0	0	2	0

HBP – by Hammaker (D. Henderson).
Balk – Brantley.
T – 3:07. **A** – 62,032
Umpires – Rennett, Clark, Gregg, Garcia, Runge and Voltaggio.

1990 ALCS

The A's sweep Boston in the American League Championship Series for the second time in the last three years and become the first team since the 1976-78 New York Yankees to win three straight pennants. The A's pitching staff held the Red Sox to four runs, one in each game, while the offense hit .299 with no home runs. Dave Stewart picked up two wins and posted a 1.13 ERA to earn ALCS MVP honors and Terry Steinbach (.455), Carney Lansford (.438) and Mike Gallego (.400) all hit .400.

Dave Stewart and Roger Clemens engaged in a pitchers duel in Game 1 and when Clemens left after six innings, the A's trailed 1-0. The A's then scored nine runs off the Sox bullpen, including seven in the ninth, to win 9-1. Rickey Henderson had three RBI, Lansford and Steinbach had three hits each and Stewart allows one run in eight innings. Boston again took a 1-0 lead in Game 2, but the A's scored four unanswered runs this time, tying the game on a Harold Baines RBI single in the fourth and taking the lead on a Baines ground out in the seventh. The series moves to Oakland for Game 3 and starts in a familiar way as Boston scores a run in the second before the A's score twice in the fourth and sixth innings to win 4-1. The A's finally score first in Game 4, scoring three times in the second highlighted by a two-run double by Mike Gallego. Dave Stewart pitches eight scoreless innings before allowing a run in the ninth and Rick Honeycutt gets the final three outs for the save in the A's 3-1 win.

FINAL STATISTICS

PLAYER	AVG	G	AB	R	H	TB	2B	3B	HR	RBI	SH	SF	HP	BB	IBB	SO	SB	CS	DP	E	SLG	OBP
Baines	.357	4	14	2	5	6	1	0	0	3	1	0	0	2	2	1	1	0	1	0	.429	.438
Blankenship	—	3	0	1	0	0	0	0	0	0	0	0	0	0	0	0	1	0	0	0	—	—
Canseco	.182	4	11	3	2	2	0	0	0	1	0	1	0	5	0	5	2	0	0	0	.182	.412
Gallego	.400	4	10	1	4	5	1	0	0	2	0	0	1	1	0	1	0	1	0	0	.500	.500
Hassey	.333	2	3	0	1	1	0	0	0	0	0	0	1	2	0	0	0	0	1	0	.333	.667
Henderson, D	.167	2	6	0	1	1	0	0	0	1	0	1	1	0	0	2	1	0	1	0	.167	.250
Henderson, R	.294	4	17	1	5	5	0	0	0	3	0	1	0	1	0	2	2	1	0	0	.294	.316
Jennings	.000	1	1	0	0	0	0	0	0	0	0	0	0	0	0	0	0	0	0	0	.000	.000
Lansford	.438	4	16	2	7	8	1	0	0	2	2	0	0	0	0	1	0	0	0	0	.500	.438
McGee	.222	3	9	3	2	3	1	0	0	0	1	0	0	1	0	2	2	0	0	0	.333	.300
McGwire	.154	4	13	2	2	2	0	0	0	2	0	0	1	3	0	3	0	0	0	0	.154	.353
Quirk	1.000	1	1	0	1	1	0	0	0	0	0	0	0	0	0	0	0	0	0	0	1.000	1.000
Randolph	.375	4	8	1	3	3	0	0	0	3	0	0	0	1	0	0	0	0	1	0	.375	.444
Steinbach	.455	3	11	2	5	5	0	0	0	1	0	0	0	1	0	2	0	1	1	0	.455	.500
Weiss	.000	2	7	2	0	0	0	0	0	0	0	0	0	2	0	2	0	0	0	1	.000	.222
Totals	.299	4	127	20	38	42	4	0	0	18	4	3	4	19	2	21	9	3	5	1	.331	.399

PITCHER	W	L	ERA	G	GS	CG	GF	SHO	SV	IP	H	R	ER	HR	HB	BB	IBB	SO	WP	BK	AVG
Eckersley	0	0	0.00	3	0	0	3	0	2	3.1	2	0	0	0	0	0	0	3	0	0	.167
Honeycutt	0	0	0.00	3	0	0	1	0	1	1.2	0	0	0	0	0	0	0	0	0	0	.000
Moore	1	0	1.50	1	1	0	0	0	0	6.0	4	1	1	0	0	1	0	5	0	0	.190
Nelson	0	0	0.00	1	0	0	0	0	0	1.2	3	0	0	0	0	0	0	0	0	0	.375
Stewart	2	0	1.13	2	2	0	0	0	0	16.0	8	2	2	1	0	2	0	4	0	0	.148
Welch	1	0	1.23	1	1	0	0	0	0	7.1	6	1	1	0	0	3	0	4	0	0	.222
Totals	4	0	1.00	4	4	0	4	0	3	36.0	23	4	4	1	0	6	0	16	0	0	.183

Game 1 — October 6
Oakland 9, Boston 1

Oakland	ab	r	h	bi
R. Henderson lf	5	1	2	3
McGee cf	4	1	0	0
Canseco rf	2	1	1	1
Baines dh	3	0	1	0
Blankenship pr	0	1	0	0
Lansford 3b	5	1	3	2
Steinbach c	5	1	3	1
McGwire 1b	3	1	0	0
Weiss ss	3	2	0	0
Gallego 2b	1	0	1	0
Quirk ph	1	0	1	0
Randolph pr-2b	2	0	1	1
Totals	34	9	13	8

Boston	ab	r	h	bi
Reed 2b-ss	3	0	0	0
Quintana 1b	4	0	0	0
Boggs 3b	4	1	1	1
Burks cf	4	0	1	0
Greenwell lf	4	0	0	0
Evans dh	2	0	0	0
Brunansky rf	3	0	1	0
Pena c	3	0	0	0
Rivera ss	2	0	1	0
Marshall ph	1	0	1	0
Kutcher pr	0	0	0	0
Barrett 2b	0	0	0	0
Totals	30	1	5	1

Oakland	000	000	117	9	13	0
Boston	000	100	000	1	5	1

E – Gray. **DP** – Oakland 1, Boston 1. **LOB** – Oakland 11, Boston 4. **2B** – Lansford, Burks. **HR** – Boggs. **SB** – Canseco, R. Henderson, McGee. **SH** – Reed, Baines, McGee. **SF** – R. Henderson, Canseco.

Oakland	ip	h	r	er	bb	so
Stewart (W)	8.0	4	1	1	1	3
Eckersley	1.0	1	0	0	0	0
Boston	ip	h	r	er	bb	so
Clemens	6.0	4	0	0	4	4
Andersen (L)	1.0	2	2	2	1	0
Bolton	0.1	0	0	0	0	0
Gray	0.2	3	2	1	1	0
Lamp	0.1	2	4	4	2	0
Murphy	0.2	2	1	1	1	0

Andersen pitched to one batter in eighth.
Gray pitched to two batters in ninth.
WP – Clemens. **PB** – Pena.
T – 3:26. **A** – 35,192
Umpires – Garcia, Hirschbeck, Evans, Cooney, Voltaggio and McCoy.

Game 2 — October 7
Oakland 4, Boston 1

Oakland	ab	r	h	bi
R. Henderson lf	5	0	1	0
McGee cf	5	2	2	0
Canseco rf	3	1	1	0
Baines dh	5	0	2	3
Blankenship pr	0	0	0	0
Lansford 3b	5	0	2	1
McGwire 1b	5	0	3	0
Hassey c	3	0	1	0
Weiss ss	4	0	0	0
Randolph 2b	0	0	0	0
Gallego 2b-ss	3	1	1	0
Totals	38	4	13	4

Boston	ab	r	h	bi
Reed 2b-ss	4	0	1	0
Quintana 1b	3	0	0	1
Boggs 3b	4	0	2	0
Burks cf	3	0	1	0
Greenwell lf	3	0	0	0
Evans dh	4	0	1	0
Brunansky rf	3	0	0	0
Pena c	4	0	0	0
Rivera ss	2	1	1	0
Marshall ph	1	0	0	0
Barrett 2b	0	0	0	0
Heep ph	1	0	0	0
Totals	32	1	6	1

Oakland	000	100	102	4	13	1
Boston	001	000	000	1	6	0

E – Weiss. **DP** – Oakland 1, Boston 2. **LOB** – Oakland 12, Boston 8. **2B** – Evans, Rivera, McGee, Baines. **SB** – Burks, McGee. **SF** – Quintana.

Oakland	ip	h	r	er	bb	so
Welch (W)	7.1	6	1	1	3	4
Honeycutt	0.1	0	0	0	0	0
Eckersley (S)	1.1	0	0	0	0	2
Boston	ip	h	r	er	bb	so
Kiecker	5.2	6	1	1	1	2
Harris (L)	0.1	3	1	1	0	0
Andersen	1.0	1	0	0	1	1
Reardon	2.0	3	2	2	1	0

Harris pitched to two batters in seventh.
Andersen pitched to one batter in eighth.
HBP – by Kiecker (Gallego), by Reardon (Hassey).
T – 3:42. **A** – 35,070
Umpires – Hirschbeck, Evans, Cooney, Voltaggio, McCoy and Garcia.

Game 3 — October 9
Oakland 4, Boston 1

Boston	ab	r	h	bi
Reed 2b-ss	4	0	0	0
Quintana 1b	4	0	0	0
Boggs 3b	4	0	2	0
Burks cf	4	0	1	0
Greenwell lf	3	1	0	0
Evans dh	4	0	2	0
Brunansky rf	3	0	0	1
Pena c	4	0	3	0
Kutcher pr	0	0	0	0
Rivera ss	2	0	0	0
Marshall ph	1	0	0	0
Barrett 2b	0	0	0	0
Heep ph	1	0	0	0
Totals	34	1	8	1

Oakland	ab	r	h	bi
R. Henderson lf	4	0	1	0
Lansford 3b	3	0	0	0
Canseco rf	3	1	0	0
Baines dh	3	2	1	0
McGwire 1b	3	0	0	0
D. Henderson cf	2	0	1	1
Steinbach c	3	1	0	0
Randolph 2b	4	0	2	2
Gallego ss	3	0	1	0
Totals	28	4	6	3

Boston	010	000	000	1	8	3
Oakland	000	202	00x	4	6	0

E – Boddicker, Rivera, Pena. **DP** – Boston 1. **LOB** – Boston 8, Oakland 7. **2B** – Boggs. **SB** – Canseco, Baines, D. Henderson. **SH** – Lansford. **SF** – Brunansky, D. Henderson.

Boston	ip	h	r	er	bb	so
Boddicker (L)	8.0	6	4	2	3	7
Oakland	ip	h	r	er	bb	so
Moore (W)	6.0	4	1	1	1	5
Nelson	1.2	3	0	0	0	0
Honeycutt	0.1	0	0	0	0	0
Eckersley (S)	1.0	1	0	0	0	1

HBP – by Boddicker (McGwire, D. Henderson).
T – 2:47. **A** – 49,026.
Umpires – Evans, Cooney, Voltaggio, McCoy, Garcia and Hirschbeck.

Game 4 — October 10
Oakland 3, Boston 1

Boston	ab	r	h	bi
Burks cf	4	1	1	0
Reed 2b	4	0	1	1
Boggs 3b	4	0	2	0
Greenwell lf	4	0	0	0
Pena c	3	0	0	0
Evans dh	3	0	0	0
Brunansky rf	3	0	0	0
Quintana 1b	2	0	0	0
Rivera ss	3	0	0	0
Totals	30	1	4	1

Oakland	ab	r	h	bi
R. Henderson lf	3	0	1	0
D. Henderson cf	4	0	0	0
Canseco rf	3	0	0	0
Jennings rf	1	0	0	0
Baines dh	3	0	1	0
McGee pr	0	0	0	0
Hassey ph	0	0	0	0
Blankenship pr	0	0	0	0
Lansford 3b	3	1	1	0
Steinbach c	3	0	2	0
McGwire 1b	2	1	0	1
Randolph 2b	2	1	0	0
Gallego ss	3	0	1	2
Totals	27	3	6	3

Boston	000	000	001	1	4	1
Oakland	030	000	00x	3	6	0

E – Greenwell. **DP** – Boston 2, Oakland 1. **LOB** – Boston 3, Oakland 5. **2B** – Gallego, Burks. **SB** – R. Henderson, Blankenship. **SH** – Lansford.

Boston	ip	h	r	er	bb	so
Clemens (L)	1.2	3	3	3	1	0
Bolton	2.2	2	0	0	2	3
Gray	2.2	1	0	0	0	2
Andersen	1.0	0	0	0	1	2
Oakland	ip	h	r	er	bb	so
Stewart (W)	8.0	4	1	1	1	1
Honeycutt (S)	1.0	0	0	0	0	0

Stewart pitched to two batters in ninth.

T – 3:02. **A** – 49,052.

Umpires – Cooney, Voltaggio, McCoy, Garcia, Hirschbeck and Evans.

1990 WORLD SERIES

The A's are swept by Cincinnati in the World Series, the fourth sweep in which the A's were involved in six post season series from 1988-90. The Reds outscore the A's 22-8 shutting out Oakland in Game 1 and holding the A's to one run in Game 4. The A's hit .207 as a team led by Rickey Henderson (.333). Dave Stewart posts a 2.77 ERA but loses twice.

Former Athletic Jose Rijo shuts out the A's in Game 1 at Cincinnati, 7-0. He combines with Rob Dibble and Randy Myers on a nine-hit shutout as the A's strand 11. Dave Stewart takes the loss, allowing four runs on three hits and four walks in four innings. The A's lose 5-4 in 10 innings in Game 2 as Dennis Eckersley allows three consecutive hits, including the game winning RBI single to Joe Oliver. Jose Canseco's solo home run highlights the A's three-run third which puts Oakland ahead 4-2 but the Reds score one in the fourth and one in the eighth to tie game. The series moves to Oakland for Game 3 but the Reds win 8-2, scoring seven times in the third inning. Mike Moore allows six runs in 2 2/3 innings for the loss and Scott Sanderson allows two more. Harold Baines hits a two-run home run and Rickey Henderson a solo shot for the A's scoring. Dave Stewart tosses a complete game in Game 4, but the A's lose 2-1 as Jose Rijo and Randy Myers combine on a two-hitter. Carney Lansford has a RBI single in the first. Stewart shuts out the Reds over the first seven innings before Cincinnati scores two in the eighth on a fielders choice and a Hal Morris sacrifice fly.

FINAL STATISTICS

PLAYER	AVG	G	AB	R	H	TB	2B	3B	HR	RBI	SH	SF	HP	BB	IBB	SO	SB	CS	DP	E	SLG	OBP
Baines	.143	3	7	1	1	4	0	0	1	2	0	0	0	1	1	2	0	0	0	0	.571	.250
Blankenship	.000	1	1	0	0	0	0	0	0	0	0	0	0	0	0	1	0	0	0	0	.000	.000
Bordick	—	3	0	0	0	0	0	0	0	0	0	0	0	0	0	0	0	0	0	0	—	—
Canseco	.083	4	12	1	1	4	0	0	1	2	0	0	0	2	0	3	0	0	1	0	.333	.214
Gallego	.091	4	11	0	1	1	0	0	0	1	0	0	0	1	0	3	1	0	0	1	.091	.167
Hassey	.333	3	6	0	2	2	0	0	1	0	1	0	0	0	0	0	0	0	0	0	.333	.286
Henderson, D.	.231	4	13	2	3	4	1	0	0	0	0	0	0	1	0	3	0	0	0	0	.308	.286
Henderson, R.	.333	4	15	2	5	10	2	0	1	1	0	0	0	3	0	4	3	0	0	0	.667	.444
Jennings	1.000	1	1	0	1	1	0	0	0	0	0	0	0	0	0	0	0	0	0	0	1.000	1.000
Lansford	.267	4	15	0	4	4	0	0	1	1	0	0	0	1	0	0	1	0	0	0	.267	.313
McGee	.200	4	10	1	2	3	1	0	0	0	0	0	0	0	0	2	1	0	1	0	.300	.200
McGwire	.214	4	14	1	3	3	0	0	0	0	0	0	0	2	0	4	0	0	0	2	.214	.313
Quirk	.000	1	3	0	0	0	0	0	0	0	0	0	0	0	0	2	0	0	0	0	.000	.000
Randolph	.267	4	15	0	4	4	0	0	0	0	0	0	0	1	0	0	1	0	0	0	.267	.313
Steinbach	.125	3	8	0	1	1	0	0	0	0	0	0	0	0	0	1	0	0	0	0	.125	.125
Stewart	.000	2	1	0	0	0	0	0	0	0	0	0	0	0	0	1	0	0	0	0	.000	.000
Welch	.000	1	3	0	0	0	0	0	0	0	1	0	0	0	0	2	0	0	0	0	.000	.000
Totals	.207	4	135	8	28	41	4	0	3	8	2	1	0	12	1	28	7	0	2	5	.304	.270

PITCHER	W	L	ERA	G	GS	CG	GF	SHO	SV	IP	H	R	ER	HR	HB	BB	IBB	SO	WP	BK	AVG
Burns	0	0	16.20	2	0	0	0	0	0	1.2	5	3	3	0	0	2	0	0	1	0	.500
Eckersley	0	1	6.75	2	0	0	2	0	0	1.1	3	1	1	0	0	0	0	1	0	0	.429
Honeycutt	0	0	0.00	1	0	0	0	0	0	1.2	2	0	0	0	0	1	1	0	0	0	.286
Klink	0	0	—	1	0	0	0	0	0	0.0	0	0	0	0	0	1	0	0	0	0	—
Moore	0	1	6.75	1	1	0	0	0	0	2.2	8	6	2	2	0	0	0	1	0	0	.500
Nelson	0	0	0.00	2	0	0	0	0	0	5.0	3	0	0	0	0	2	0	0	0	0	.188
Sanderson	0	0	10.80	2	0	0	0	0	0	1.2	4	2	2	0	0	1	0	0	1	0	.500
Stewart	0	2	3.46	2	2	1	0	0	0	13.0	10	6	5	1	1	6	0	5	0	0	.222
Welch	0	0	4.91	1	1	0	0	0	0	7.1	9	4	4	0	0	2	0	2	0	0	.310
Young	0	0	0.00	1	0	0	1	0	0	1.0	1	0	0	0	0	0	0	0	0	0	.250
Totals	0	4	3.57	4	4	1	3	0	0	35.1	45	22	14	3	1	15	1	9	2	0	.317

Game 1 — October 16
Cincinnati 7, Oakland 0

Game 2 — October 17
Cincinnati 5, Oakland 4

Game 3 — October 19
Cincinnati 8, Oakland 3

Oakland	ab	r	h	bi
R. Henderson lf	5	0	3	0
McGee cf	5	0	1	0
Canseco rf	2	0	0	0
McGwire 1b	3	0	0	0
Lansford 3b	4	0	2	0
Steinbach c	4	0	1	0
Randolph 2b	4	0	1	0
Gallego ss	4	0	0	0
Stewart p	1	0	0	0
Jennings ph	1	0	1	0
Burns p	0	0	0	0
Nelson p	0	0	0	0
Hassey ph	1	0	0	0
Sanderson p	0	0	0	0
Eckersley p	0	0	0	0
D. Henderson ph	1	0	0	0
Totals	35	0	9	0

Cincinnati	ab	r	h	bi
Larkin ss	4	1	0	0
Hatcher cf	3	3	3	1
O'Neill rf	2	1	0	1
Davis lf	4	2	2	3
Morris 1b	4	0	1	0
Sabo 3b	3	0	1	2
Oliver c	4	0	1	0
Duncan 2b	3	0	1	0
Rijo p	3	0	1	0
Dibble p	0	0	0	0
Benzyger ph	1	0	0	0
Myers p	0	0	0	0
Totals	31	7	10	7

Oakland	000	000	000	0	9	1
Cincinnati	202	030	00x	7	10	0

E — Gallego. **DP** — Oakland 2, Cincinnati 1. **LOB** — Oakland 11, Cincinnati 6. **2B** — R. Henderson 2, Hatcher 2. **HR** — Davis. **SB** — McGee, Lansford.

Oakland	ip	h	r	er	bb	so
Stewart (L)	4.0	3	4	3	4	3
Burns	0.2	4	3	3	1	0
Nelson	1.1	2	0	0	1	0
Sanderson	1.0	1	0	0	0	0
Eckersley	1.0	0	0	0	1	0
Cincinnati	ip	h	r	er	bb	so
Rijo (W)	7.0	7	0	0	2	5
Dibble	1.0	1	0	0	1	0
Myers	1.0	1	0	0	0	2

WP — Dibble.
T — 2:38. **A** — 55,830
Umpires — Pulli, Roe, Quick, Hendry, Marsh and Barnett.

Oakland	ab	r	h	bi
R. Henderson lf	4	1	1	0
Lansford 3b	4	0	1	0
Canseco rf	5	1	1	2
McGwire 1b	4	1	2	0
D. Henderson cf	4	1	2	0
Steinbach c	0	0	0	0
Randolph 2b	4	0	0	0
Hassey c	4	0	2	1
Bordick pr-ss	0	0	0	0
Gallego ss	4	0	1	1
Baines ph	1	0	0	0
Eckersley p	0	0	0	0
Welch p	3	0	0	0
Honeycutt p	0	0	0	0
McGee cf	0	0	0	0
Totals	37	4	10	4

Cincinnati	ab	r	h	bi
Larkin ss	5	1	3	0
Hatcher cf	4	2	4	1
O'Neill rf	4	0	0	0
Davis lf	5	0	0	1
Morris 1b	3	0	0	0
Braggs ph	1	0	0	1
Dibble p	0	0	0	0
Bates ph	1	1	1	0
Sabo 3b	5	0	3	0
Oliver c	5	1	2	1
Duncan 2b	3	0	0	0
Jackson p	1	0	0	0
Scudder p	0	0	0	0
Oester ph	1	0	1	1
Armstrong p	0	0	0	0
Winningham ph	1	0	0	0
Charlton p	0	0	0	0
Benzyger 1b	1	0	0	0
Totals	40	5	14	5

One out when winning run scored						
Oakland	103	000	000	0	410	2
Cincinnati	200	100	010	1	514	2

E — Jackson, Oliver, Hassey, McGwire.
DP — Cincinnati 1. **LOB** — Oakland 10, Cincinnati 10. **2B** — Larkin, Hatcher 2, Oliver. **3B** — Hatcher. **HR** — Canseco. **SB** — R. Henderson. **SH** — Lansford, Welch. **SF** — Hassey.

Oakland	ip	h	r	er	bb	so
Welch	7.1	9	4	4	2	2
Honeycutt	1.2	2	0	0	1	0
Eckersley (L)	0.1	3	1	1	0	0
Cincinnati	ip	h	r	er	bb	so
Jackson	2.2	6	4	3	2	0
Scudder	1.1	0	0	0	2	2
Armstrong	3.0	1	0	0	0	3
Charlton	1.0	1	0	0	0	0
Dibble (W)	2.0	2	0	0	0	2

T — 3:31. **A** — 55,832
Umpires — Roe, Quick, Hendry, Marsh, Barnett and Pulli.

Cincinnati	ab	r	h	bi
Larkin ss	5	0	2	1
Hatcher cf	5	1	2	0
O'Neill rf	3	1	1	0
Davis lf	5	1	2	1
Morris dh	4	0	0	1
Sabo 3b	4	2	2	3
Benzyger 1b	5	1	2	0
Oliver c	5	1	2	1
Duncan 2b	4	1	1	1
Totals	40	8	14	8

Oakland	ab	r	h	bi
R. Henderson lf	3	1	1	1
Lansford 3b	3	0	0	0
Canseco rf	4	0	0	0
D. Henderson cf	4	1	1	0
Baines dh	4	1	1	2
McGwire 1b	4	0	1	0
Steinbach c	4	0	0	0
Randolph 2b	4	0	3	0
Gallego ss	2	0	0	0
McGee ph	1	0	0	0
Bordick ss	0	0	0	0
Blankenship ph	1	0	0	0
Totals	34	3	7	3

Cincinnati	017	000	000	8	14	1
Oakland	021	000	000	3	7	1

E — McGwire, Oliver. **DP** — Oakland 2. **LOB** — Cincinnati 9, Oakland 6. **2B** — D. Henderson, Oliver. **3B** — Larkin. **HR** — Sabo 2, Baines, R. Henderson. **SB** — Duncan, O'Neill, R. Henderson, Randolph.

Cincinnati	ip	h	r	er	bb	so
Browning (W)	6.0	6	3	3	2	2
Dibble	1.2	0	0	0	0	2
Myers	1.1	1	0	0	0	1
Oakland	ip	h	r	er	bb	so
Moore (L)	2.2	8	6	2	0	1
Sanderson	0.2	3	2	2	1	0
Klink	0.0	0	0	0	1	0
Nelson	3.2	1	0	0	1	0
Burns	1.0	1	0	0	1	0
Young	1.0	1	0	0	0	0

Klink pitched to one batter in fourth. Browning pitched to one batter in seventh.

WP — Sanderson, Burns.
T — 3:01. **A** — 48,269.
Umpires — Quick, Hendry, Marsh, Froemming, Pulli and Roe.

Game 4 — October 20
Cincinnati 2, Oakland 1

Cincinnati	ab	r	h	bi
Larkin ss	3	1	1	0
Hatcher cf	0	0	0	0
Winningham cf	3	1	2	0
O'Neill rf	3	0	0	0
Davis lf	0	0	0	0
Braggs ph-lf	3	0	0	1
Morris dh	3	0	0	1
Sabo 3b	4	0	3	0
Benzinger 1b	4	0	0	0
Oliver c	4	0	1	0
Duncan 2b	4	0	0	0
Totals	31	2	7	2

Oakland	ab	r	h	bi
R. Henderson lf	3	0	0	0
McGee rf	4	1	1	0
D. Henderson cf	4	0	0	0
Baines dh	2	0	0	0
Canseco ph	1	0	0	0
Lansford 3b	4	0	1	1
Quirk c	3	0	0	0
McGwire 1b	3	0	0	0
Randolph 2b	3	0	0	0
Gallego ss	1	0	0	0
Hassey ph	1	0	0	0
Bordick ss	0	0	0	0
Totals	29	1	2	1

Cincinnati	000	000	020	2	7	1
Oakland	100	000	000	1	2	1

E – Oliver, Stewart. **DP** – Oakland 1.
LOB – Cincinnati 7, Oakland 4. **2B** –
 McGee, Oliver, Sabo. **SB** – Gallego, R.
 Henderson. **SH** – O'Neill. **SF** – Morris.

Cincinnati	ip	h	r	er	bb	so
Rijo (W)	8.1	2	1	1	3	9
Myers (S)	0.2	0	0	0	0	0
Oakland	ip	h	r	er	bb	so
Stewart (L)	9.0	7	2	1	2	2

HBP – by Stewart (Hatcher).

T – 2:48. **A** – 48,613.

Umpires – Hendry, Marsh, Froemming,
 Pulli, Roe and Quick.

1992 ALCS

The A's return to the ALCS for the fourth time in the last five years, but lose for the first time during that stretch as Toronto wins the series, 4-2. The A's hit .251 as a team led by Harold Baines (.440) and Jerry Browne (.400). Ruben Sierra leads Oakland with seven RBI. Dave Stewart has one of the A's two wins and posts a 2.70 ERA.

The A's open the series with a 4-3 win in Game 1 at Toronto as Harold Baines breaks a 3-3 tie with a ninth inning home run. Oakland scores three in the first on home runs by Mark McGwire and Terry Steinbach but Dave Stewart allows single runs in the fifth, sixth and eighth innings. Toronto comes back to win Game 2, 3-1 as David Cone shuts out the A's over the first eight innings before Baines has a RBI single in the ninth. Mike Moore allows three runs in seven innings for the loss. The Blue Jays win the first game in Oakland, 7-5 as Juan Guzman defeats Ron Darling. The A's collect 13 hits but strand 11 runners. Toronto then goes up 3-1 in the series with a 7-6, 11 inning win in Game 4. The A's score five times in the third and lead 6-1 entering the eighth. The Blue Jays score three times in the eighth and then tie the game on a two-run home run by Roberto Alomar off Dennis Eckersley in the ninth. A Pat Borders sacrifice fly off Kelly Downs in the 11th is the game winner. Dave Stewart keeps the A's alive with a complete game seven hitter as Oakland wins Game 5, 6-2. Jerry Browne provides the offense with four hits and two RBI and Ruben Sierra adds three RBI. The series returns to Toronto for Game 6 and the Blue Jays clinch the A.L. Pennant with a 9-2 win. Mike Moore takes the loss, allowing six runs on seven hits in 2 2/3 innings.

FINAL STATISTICS

PLAYER	AVG	G	AB	R	H	TB	2B	3B	HR	RBI	SH	SF	HP	BB	IBB	SO	SB	CS	DP	E	SLG	OBP
Baines	.440	6	25	6	11	16	2	0	1	4	1	0	0	0	0	3	0	0	1	0	.640	.440
Blankenship	.231	5	13	2	3	3	0	0	0	0	0	0	0	3	0	4	1	0	0	2	.231	.375
Bordick	.053	6	19	1	1	1	0	0	0	0	0	0	0	1	0	2	1	0	1	0	.053	.100
Browne	.400	4	10	3	4	4	0	0	0	2	1	0	0	2	0	0	0	0	0	0	.400	.500
Fox	.000	4	1	0	0	0	0	0	0	0	0	0	0	1	0	0	2	0	0	0	.000	.500
Henderson	.261	6	23	5	6	6	0	0	0	1	0	0	0	4	0	4	2	0	0	0	.261	.370
Lansford	.167	5	18	0	3	3	0	0	0	1	0	0	0	1	0	1	0	0	1	1	.167	.211
McGwire	.150	6	20	1	3	6	0	0	1	3	1	0	1	5	2	4	0	0	0	1	.300	.346
Quirk	.000	1	1	0	0	0	0	0	0	0	0	0	0	0	0	0	0	0	0	0	.000	.000
Ready	.000	1	1	0	0	0	0	0	0	0	0	0	0	0	0	1	0	0	0	0	.000	.000
Sierra	.333	6	24	4	8	15	2	1	1	7	0	2	0	2	0	1	1	2	1	0	.625	.357
Steinbach	.292	6	24	1	7	10	0	0	1	5	0	0	0	2	0	7	0	0	1	0	.417	.346
Weiss	.167	3	6	1	1	1	0	0	0	0	0	0	0	2	0	1	2	0	0	0	.167	.375
Wilson	.227	6	22	0	5	6	1	0	0	0	0	0	0	1	0	5	7	0	0	0	.273	.261
Totals	.251	6	207	24	52	71	5	1	4	23	3	2	1	24	2	33	16	2	5	7	.343	.329

PITCHER	W	L	ERA	G	GS	CG	GF	SHO	SV	IP	H	R	ER	HR	HB	BB	IBB	SO	WP	BK	AVG
Corsi	0	0	0.00	3	0	0	0	0	0	2.0	2	0	0	0	0	3	0	0	0	0	.286
Darling	0	1	3.00	1	1	0	0	0	0	6.0	4	3	2	2	0	2	0	3	2	0	.200
Downs	0	1	3.86	2	0	0	1	0	0	2.1	3	3	1	0	0	1	0	0	0	0	.300
Eckersley	0	0	6.00	3	0	0	2	0	1	3.0	8	2	2	1	0	0	0	2	0	0	.471
Honeycutt	0	0	0.00	2	0	0	0	0	0	2.0	0	0	0	0	0	0	0	1	0	0	.000
Moore	0	2	7.45	2	2	0	0	0	0	9.2	11	9	8	3	0	5	1	7	0	0	.282
Parrett	0	0	11.57	3	0	0	1	0	0	2.1	6	3	3	0	0	0	0	1	0	0	.600
Russell	1	0	9.00	3	0	0	0	0	0	2.0	2	2	2	0	0	4	0	0	1	0	.222
Stewart	1	0	2.70	2	2	1	0	0	0	16.2	14	5	5	3	0	6	0	7	0	0	.233
Welch	0	0	2.57	1	1	0	0	0	0	7.0	7	2	2	1	0	1	0	7	0	0	.250
Witt	0	0	18.00	1	0	0	1	0	0	1.0	2	2	2	0	0	1	0	1	0	0	.500
Totals	2	4	4.50	6	6	1	5	0	1	54.0	59	31	27	10	0	23	1	29	3	0	.281

Game 1 — October 7
Oakland 4, Toronto 3

Oakland	ab	r	h	bi
Henderson lf	2	0	0	0
Lansford 3b	4	0	0	0
Sierra rf	4	0	0	0
Baines dh	4	2	3	1
McGwire 1b	3	1	1	2
Steinbach c	4	1	1	1
Wilson cf	4	0	1	0
Bordick ss	4	0	0	0
Blankenship 2b	2	0	0	0
Totals	31	4	6	4

Toronto	ab	r	h	bi
White cf	3	0	1	0
Alomar 2b	4	0	1	0
Carter rf-1b	4	0	1	0
Winfield dh	4	2	2	1
Olerud 1b	3	0	1	1
Bell pr-rf	0	0	0	0
Maldonado lf	4	0	0	0
Gruber 3b	4	0	0	0
Borders c	4	1	1	1
Lee ss	3	0	1	0
Sprague ph	1	0	1	0
Griffin pr	0	0	0	0
Totals	34	3	9	3

Oakland	030	000	001	4	6	1
Toronto	000	011	010	3	9	0

E – Henderson. **DP** – Oakland 2, Toronto 2. **LOB** – Oakland 4, Toronto 7. **2B** – Winfield. **HR** – McGwire, Steinbach, Borders, Winfield, Baines. **SB** – Wilson, Alomar.

Oakland	ip	h	r	er	bb	so
Stewart	7.2	7	3	3	3	2
Russell (W)	0.1	1	0	0	0	0
Eckersley (S)	1.0	1	0	0	0	0
Toronto	ip	h	r	er	bb	so
Morris (L)	9.0	6	4	4	4	4

WP – Morris.
T – 2:47. **A** – 51,039
Umpires – Denkinger, Young, Clark, Merrill, Brinkman and Coble

Game 2 — October 8
Toronto 3, Oakland 1

Oakland	ab	r	h	bi
Henderson lf	4	0	0	0
Lansford 3b	4	0	0	0
Sierra rf	3	1	1	0
Baines dh	4	0	2	1
Fox pr-dh	0	0	0	0
McGwire 1b	4	0	0	0
Steinbach c	4	0	1	0
Wilson cf	4	0	1	0
Bordick 2b	2	0	0	0
Weiss ss	2	0	1	0
Totals	31	1	6	1

Toronto	ab	r	h	bi
White cf	3	0	0	0
Alomar 2b	3	0	1	0
Carter rf	3	0	0	0
Winfield dh	3	0	0	0
Olerud 1b	3	0	0	0
Maldonado lf	2	1	0	0
Gruber 3b	3	2	2	2
Borders c	3	0	1	0
Lee ss	2	0	0	1
Totals	25	3	4	3

Oakland	000	000	001	1	6	0
Toronto	000	020	10x	3	4	0

DP – Oakland 1, Toronto 1. **LOB** – Oakland 6, Toronto 4. **2B** – Wilson, Gruber. **3B** – Sierra. **HR** – Gruber. **SB** – Wilson 3, Weiss 2, Bordick, Alomar, Carter. **CS** – White, Sierra. **SF** – Lee.

Oakland	ip	h	r	er	bb	so
Moore (L)	7.0	4	3	3	4	3
Corsi	0.2	0	0	0	1	0
Parrett	0.1	0	0	0	0	0
Toronto	ip	h	r	er	bb	so
Cone (W)	8.0	5	1	1	3	6
Henke (S)	1.0	1	0	0	0	1

T – 2:58. **A** – 51,114
Umpires – Young, Clark, Merrill, Brinkman, Coble and Denkinger

Game 3 — October 10
Toronto 7, Oakland 5

Toronto	ab	r	h	bi
White cf	3	0	1	0
Alomar 2b	5	1	1	1
Carter rf	5	0	1	0
Winfield dh	4	2	1	1
Olerud 1b	5	1	1	0
Maldonado lf	3	1	2	2
Gruber 3b	4	0	0	0
Borders c	4	1	1	0
Lee ss	3	1	1	2
Totals	36	7	9	6

Oakland	ab	r	h	bi
Henderson lf	4	1	1	0
Lansford 3b	5	0	1	0
Sierra rf	4	1	2	2
Baines dh	5	2	2	1
McGwire 1b	4	0	1	0
Steinbach c	4	0	3	2
Wilson cf	4	0	2	0
Bordick 2b	2	0	0	0
Browne ph	0	0	0	0
Blankenship pr-2b	1	0	1	0
Weiss ss	4	1	0	0
Totals	37	5	13	5

Toronto	010	110	211	7	9	1
Oakland	000	200	210	5	13	3

E – Lee, Lansford, Blankenship 2. **DP** – Toronto 2, Oakland 1. **LOB** – Toronto 7, Oakland 11. **2B** – White, Sierra. **3B** – Lee. **HR** – Alomar, Maldonado. **SB** – Carter, Wilson 2, Henderson. **CS** – Maldonado, White. **SF** – Sierra.

Toronto	ip	h	r	er	bb	so
Guzman (W)	6.0	7	2	2	3	3
Ward	1.0	3	2	2	1	1
Timlin	0.1	2	1	1	0	0
Henke (S)	1.2	1	0	0	0	0
Oakland	ip	h	r	er	bb	so
Darling (L)	6.0	4	3	2	2	3
Downs	1.0	2	2	0	0	0
Corsi	0.1	0	0	0	0	0
Russell	0.2	1	2	2	3	0
Honeycutt	0.2	0	0	0	0	0
Eckersley	0.1	2	0	0	0	1

Russell pitched to one batter in the ninth.
HBP – by Guzman (McGwire). **WP** – Darling 2, Russell
T – 3:40. **A** – 46,911
Umpires – Clark, Merrill, Brinkman, Coble, Denkinger and Young

Game 4 — October 11
Toronto 7, Oakland 6 (11)

Game 5 — October 12
Oakland 6, Toronto 2

Game 6 — October 14
Toronto 9, Oakland 2

Toronto	ab	r	h	bi
White cf	6	1	2	0
Alomar 2b	5	2	4	2
Carter rf-1b	6	1	2	1
Winfield dh	6	1	1	0
Olerud 1b	5	1	4	2
Bell pr-rf	0	1	0	0
Maldonado lf	5	0	2	1
Gruber 3b	5	0	0	0
Borders c	5	0	1	1
Lee ss	3	0	1	0
Sprague ph	1	0	0	0
Griffin ss	2	0	0	0
Totals	49	7	17	7

Oakland	ab	r	h	bi
Henderson lf	6	2	3	1
Browne cf	2	1	0	0
Wilson cf	2	0	0	0
Sierra rf	4	0	2	2
Baines dh	5	1	2	1
Fox pr-dh	1	0	0	0
McGwire 1b	4	0	0	0
Steinbach c	4	0	0	1
Lansford 3b	5	0	2	1
Bordick ss	5	1	1	0
Blankenship 2b	4	1	2	0
Totals	42	6	12	6

Toronto	010	000	032	01	717	4
Oakland	005	001	000	00	612	2

E – Lee 2, Borders, White, McGwire, Henderson. **DP** – Toronto 2. **LOB** – Toronto 14, Oakland 11. **2B** – Alomar, Olerud, Sierra, Baines. **HR** – Olerud, Alomar. **SB** – Alomar, Blankenship, Henderson, Fox. **SH** – Browne, McGwire. **SF** – Borders, Sierra.

Toronto	ip	h	r	er	bb	so
Morris	3.1	5	5	5	5	2
Stottlemire	3.2	3	1	1	0	1
Timlin	1.0	2	0	0	0	1
Ward (W)	2.0	1	0	0	0	0
Henke (S)	1.0	1	0	0	0	0
Oakland	ip	h	r	er	bb	so
Welch	7.0	7	2	2	1	7
Parrett	0.0	2	2	2	0	0
Eckersley	1.2	5	2	2	0	1
Corsi	1.0	2	0	0	2	0
Downs (L)	1.1	1	1	1	1	0

Welch pitched to one batter in the eighth. Parrett pitched to two batters in the eighth.

T – 4:25. A – 47,732

Umpires – Merrill, Brinkman, Coble, Denkinger, Young and Clark.

Toronto	ab	r	h	bi
White cf	4	0	3	1
Alomar 2b	4	0	1	0
Carter rf	3	0	0	0
Winfield dh	3	1	2	1
Olerud 1b	4	0	0	0
Maldonado lf	4	0	0	0
Gruber 3b	3	1	0	0
Borders c	4	0	1	0
Lee ss	3	0	0	0
Totals	32	2	7	2

Oakland	ab	r	h	bi
Henderson lf	3	2	2	0
Fox pr-lf	0	0	0	0
Browne 3b	4	2	4	2
Sierra rf	4	1	2	3
Baines dh	3	0	0	0
McGwire 1b	1	0	0	0
Steinbach c	4	0	0	0
Wilson cf	4	0	0	0
Bordick ss	4	0	0	0
Blankenship 2b	4	1	0	0
Totals	31	6	8	5

Toronto	000	100	100	2	7	3
Oakland	201	030	00x	6	8	0

E – Cone, Gruber, Carter. **DP** – Oakland 1. **LOB** – Toronto 6, Oakland 6. **2B** – White. **HR** – Sierra, Winfield. **CS** – Sierra, White. **SH** – Baines.

Toronto	ip	h	r	er	bb	so
Cone (L)	4.0	6	6	3	2	3
Key	3.0	2	0	0	2	1
Eichhorn	1.0	0	0	0	0	0
Oakland	ip	h	r	er	bb	so
Stewart (W)	9.0	7	2	2	3	5

Cone pitched to four batters in the fifth. **PB** – Borders. T – 2:51. A – 44,955. **Umpires** – Brinkman, Coble, Denkinger, Young, Clark and Merrill.

Oakland	ab	r	h	bi
Henderson lf	4	0	0	0
Quirk ph	1	0	0	0
Browne 3b	4	0	0	0
Lansford 3b	0	0	0	0
Sierra rf	5	1	1	0
Baines dh	4	1	2	0
McGwire 1b	4	0	1	1
Steinbach c	4	0	2	1
Wilson cf	4	0	1	0
Bordick ss	2	0	0	0
Fox ph	0	0	0	0
Weiss ss	0	0	0	0
Blankenship 2b	2	0	0	0
Ready ph	1	0	0	0
Totals	35	2	7	2

Toronto	ab	r	h	bi
White cf	4	1	1	1
Alomar 2b	5	1	3	1
Carter rf	5	1	1	2
Winfield dh	4	1	0	0
Olerud 1b	3	2	2	1
Maldonado lf	4	1	2	3
Gruber 3b	3	0	0	0
Borders c	2	1	2	1
Lee ss	4	1	2	0
Totals	34	9	13	9

Oakland	000	001	010	2	7	1
Toronto	204	010	02x	9	13	0

E – Henderson. **LOB** – Oakland 10, Toronto 7. **2B** – Baines, Olerud, Lee. **HR** – Carter, Maldonado. **SB** – Wilson, Sierra, Fox, Alomar 2. **CS** – White. **SH** – Gruber. **SF** – Borders, White.

Oakland	ip	h	r	er	bb	so
Moore (L)	2.2	7	6	5	1	4
Parrett	2.0	4	1	1	0	1
Honeycutt	1.1	0	0	0	0	1
Russell	1.0	0	0	0	1	0
Witt	1.0	2	2	2	1	1
Toronto	ip	h	r	er	bb	so
Guzman (W)	7.0	5	1	1	2	8
Ward	1.0	2	1	1	0	1
Henke	1.0	0	0	0	2	1

PB – Borders 2. T – 3:15. A – 51,335. **Umpires** – Coble, Denkinger, Young, Clark, Merrill and Brinkman.

2000 ALDS

The A's return to post season play for the first time since 1992 and take the eventual World Champion New York Yankees to five games before losing the series, 3-2. The A's outscore New York 23-19, thanks to an 11-1 win in Game 4. Oakland hits .263 as a team led by Ramon Hernandez (.375). The pitching staff compiles a 3.48 ERA led by Jim Mecir who tossed 5 1/3 shutout innings in retiring 16 of the 17 hitters he faces.

The A's open the series with a 5-3 win in Oakland as Ramon Hernandez has a RBI double in the sixth inning to break a 3-3 tie. Trailing 2-0 after four innings, the A's score three times in the fifth, beginning with a Hernandez RBI single. Gil Heredia allows three runs in six innings for the win. The Yankees come back to win Game 2 as Andy Pettitte and Mariano Rivera combine to shutout the A's on six hits. The series moves to New York for Game 3 and the Yankees win their second straight with a 4-2 victory. Tim Hudson goes the distance for the A's but Orlando Hernandez and Rivera combine to limit the A's to two runs on four hits, including a Terrence Long home run. Facing elimination in Game 4, Barry Zito allows one run in 5 2/3 innings to pick up the victory in the A's 11-1 win. Olmedo Saenz hits a three-run home run in the first inning and Ben Grieve adds a two-run single in the A's three-run sixth. Oakland adds another run in the eighth and four more in the ninth, including a two-run double by Eric Chavez. The series returns to Oakland for Game 5 but the Yankees score six times in the first inning off Gil Heredia for a 7-5 win. The A's score twice in the second, once in the third and two more times in the fourth but are shutout on three hits over the final five innings.

FINAL STATISTICS

PLAYER	AVG	G	AB	R	H	TB	2B	3B	HR	RBI	SH	SF	HP	BB	IBB	SO	SB	CS	DP	E	SLG	OBP
Chavez	.333	5	21	4	7	10	3	0	0	4	0	0	0	0	0	5	0	0	1	0	.476	.333
Christenson	.500	2	2	0	1	1	0	0	0	1	0	0	0	0	0	1	0	0	0	0	.500	.500
Fasano	—	1	0	0	0	0	0	0	0	0	0	0	0	0	0	0	0	0	0	0	—	—
Giambi, Ja.	.286	5	14	2	4	4	0	0	0	1	0	1	0	7	1	2	1	0	0	1	.286	.500
Giambi, Je.	.333	4	9	1	3	3	0	0	0	1	0	0	0	2	0	2	0	0	0	0	.333	.455
Grieve	.118	5	17	1	2	2	0	0	0	2	0	0	0	3	0	7	0	0	2	0	.118	.250
Hernandez	.375	5	16	3	6	8	2	0	0	3	1	0	1	0	0	3	0	0	0	1	.500	.412
Long	.158	5	19	2	3	6	0	0	1	1	0	0	0	3	0	2	0	0	2	1	.316	.273
Menechino	—	1	0	0	0	0	0	0	0	0	0	0	0	0	0	0	0	0	0	0	—	—
Piatt	.167	3	6	2	1	1	0	0	0	0	0	0	0	0	0	1	0	0	0	0	.167	.167
Porter	1.000	2	1	0	1	1	0	0	0	1	0	0	0	0	0	0	0	0	0	0	1.000	1.000
Saenz	.231	4	13	1	3	6	0	0	1	4	0	1	1	0	0	2	0	0	1	0	.462	.267
Stairs	.111	3	9	0	1	2	1	0	0	0	0	0	0	0	0	1	0	0	0	0	.222	.111
Tejada	.350	5	20	5	7	9	2	0	0	1	0	0	0	2	0	2	1	0	0	0	.450	.409
Velarde	.250	5	20	2	5	6	1	0	0	3	0	0	0	2	0	3	1	0	0	2	.300	.318
Totals	.263	5	167	23	44	59	9	0	2	22	1	2	2	19	1	31	3	0	6	5	.353	.342

PITCHER	W	L	ERA	G	GS	CG	GF	SHO	SV	IP	H	R	ER	HR	HB	BB	IBB	SO	WP	BK	AVG
Appier	0	1	3.48	2	1	0	0	0	0	10.1	10	4	4	1	0	6	1	13	0	0	.250
Heredia	1	1	12.79	2	2	0	0	0	0	6.1	11	9	9	0	1	3	0	3	0	0	.407
Hudson	0	1	3.38	1	1	1	0	0	0	8.0	6	4	3	0	0	4	0	5	0	0	.194
Isringhausen	0	0	0.00	2	0	0	2	0	1	2.0	1	0	0	0	0	0	0	3	0	0	.143
Jones	0	0	0.00	2	0	0	2	0	0	1.1	1	0	0	0	0	0	0	1	0	0	.200
Magnante	0	0	0.00	2	0	0	0	0	0	3.0	1	0	0	0	0	0	0	2	0	0	.111
Mecir	0	0	0.00	3	0	0	0	0	0	5.1	1	0	0	0	0	0	0	2	0	0	.059
Tam	0	0	0.00	3	0	0	0	0	0	2.0	3	1	0	0	0	1	1	1	0	0	.333
Zito	1	0	1.59	1	1	0	0	0	0	5.2	7	1	1	0	0	2	0	5	0	0	.304
Totals	2	3	3.48	5	5	1	4	0	1	44.0	41	19	17	1	1	16	2	35	0	0	.244

Game 1 — October 3
Oakland 5, New York 3

Game 2 — October 4
New York 4, Oakland 0

Game 3 — October 6
New York 4, Oakland 2

New York	ab	r	h	bi
Knoblauch dh	4	0	1	0
Jeter ss	3	0	0	0
O'Neill rf	4	0	0	0
Williams cf	4	1	2	0
Justice lf	4	0	0	0
Martinez 1b	3	0	1	1
Posada c	3	1	1	0
Sojo 2b	3	1	1	1
Hill ph	1	0	0	0
Brosius 3b	4	0	1	1
Totals	33	3	7	3

Oakland	ab	r	h	bi
Long cf	4	0	1	0
Velarde 2b	3	0	1	1
JaGiambi 1b	2	0	1	0
Grieve lf	3	0	0	0
Christenson lf	0	0	0	0
Tejada ss	4	1	1	0
Stairs rf	4	0	0	0
Chavez 3b	4	2	3	1
JeGiambi dh	2	1	1	0
Saenz ph-dh	1	0	0	0
Hernandez c	4	1	2	2
Totals	31	5	10	4

New York	020	001	000	3	7	0
Oakland	000	031	01x	5	10	2

E – Long, Velarde. **DP** – New York 2, Oakland 1. **LOB** – New York 6, Oakland 7. **2B** – Williams, Sojo, Brosius, Hernandez. **SF** – Martinez. **SB** – Velarde, JaGiambi.

New York	ip	h	r	er	bb	so
Clemens (L)	6.0	7	4	4	4	5
Stanton	1.1	3	1	1	1	0
Nelson	0.2	0	0	0	0	0
Oakland	ip	h	r	er	bb	so
Heredia (W)	6.0	7	3	3	1	3
Tam	0.2	0	0	0	0	1
Mecir	1.1	0	0	0	0	1
Isringhausen (S)	1.0	0	0	0	0	2

HBP – by Heredia (Jeter). **WP** – Clemens, Stanton.
T – 3:16. **A** – 47,360
Umpires – Welke, Meriwether, McClelland, Schrieber, Clark, Nelson.

New York	ab	r	h	bi
Jeter ss	5	0	0	0
Posada c	3	0	1	0
Justice lf	3	0	0	0
Bellinger lf	1	0	1	1
Williams cf	5	1	2	0
Martinez 1b	4	0	2	0
O'Neill rf	2	1	0	0
Hill dh	4	1	1	1
Sojo 2b	3	0	1	2
Vizcaino pr-2b	0	1	0	0
Brosius 3b	3	0	0	0
Totals	33	4	8	4

Oakland	ab	r	h	bi
Long cf	4	0	0	0
Velarde 2b	3	0	0	0
JaGiambi 1b	4	0	2	0
Saenz dh	4	0	0	0
Tejada ss	4	0	2	0
Grieve lf	4	0	0	0
Piatt rf	3	0	0	0
Chavez 3b	3	0	1	0
Hernandez c	3	0	1	0
Totals	32	0	6	0

New York	000	003	001	4	8	1
Oakland	000	000	000	0	6	1

E – Sojo, JaGiambi. **DP** – New York 2, Oakland 1. **LOB** – New York 9, Oakland 6. **2B** – Posada, Bellinger, Williams, Sojo, Tejada, Chavez, Hernandez. **SH** – Brosius. **CS** – Williams.

New York	ip	h	r	er	bb	so
Pettitte (W)	7.2	5	0	0	1	3
Rivera (S)	1.1	1	0	0	0	0
Oakland	ip	h	r	er	bb	so
Appier (L)	6.1	6	3	3	5	7
Magnante	1.2	1	0	0	0	1
Tam	0.2	1	1	0	1	0
Jones	0.1	0	0	0	0	0

T – 3:15. **A** – 47,860
Umpires – Meriwether, McClelland, Schrieber, Clark, Nelson, Welke.

Oakland	ab	r	h	bi
Long cf	4	1	2	1
Velarde 2b	4	0	0	0
JaGiambi 1b	2	0	0	0
Chavez 3b	4	0	0	0
Tejada ss	3	1	0	0
Stairs rf	4	0	0	0
Grieve lf	2	0	0	0
JeGiambi dh	4	0	1	1
Hernandez c	3	0	1	0
Totals	30	2	4	2

New York	ab	r	h	bi
Jeter ss	4	0	1	2
Posada c	4	0	0	0
Justice lf	4	0	1	0
Williams cf	4	1	1	0
Martinez 1b	3	1	1	0
O'Neill rf	4	1	1	0
Hill dh	3	0	0	1
Knoblauch, pr-dh	0	0	0	0
Sojo 2b	3	1	1	1
Brosius 3b	2	0	0	0
Totals	31	4	6	4

Oakland	010	010	000	2	4	2
New York	020	100	01x	4	6	1

E – Velarde, Hernandez, Martinez. **DP** – New York 2. **LOB** – Oakland 6, New York 7. **2B** – Williams. **HR** – Long. **CS** – Jeter.

Oakland	ip	h	r	er	bb	so
Hudson (L)	8.0	6	4	3	4	5
New York	ip	h	r	er	bb	so
Hernandez (W)	7.0	4	2	2	5	4
Rivera (S)	2.0	0	0	0	0	1

T – 3:12. **A** – 56,606
Umpires – Reilly, Winters, Reed, Edgings, Reliford, Danley.

Game 4 — October 7
Oakland 11, New York 1

Game 5 — October 8
New York 7, Oakland 5

Oakland	ab	r	h	bi
Long cf	4	0	0	0
Velarde 2b	5	2	1	0
Menechino 2b	0	0	0	0
JaGiambi 1b	2	2	0	0
Saenz dh	4	1	2	3
Piatt pr-dh	0	1	0	0
Chavez 3b	5	2	2	2
Tejada ss	4	2	1	1
Grieve lf	4	1	2	2
Porter rf	1	0	1	1
Je Giambi rf	2	0	1	0
Christenson pr-lf-rf	2	0	1	1
Hernandez c	3	0	0	1
Totals	36	11	11	11

New York	ab	r	h	bi
Jeter ss	3	0	2	0
Sojo 2b	4	0	0	0
O'Neill rf	4	1	1	0
Williams cf	3	0	0	0
Justice lf	4	0	2	0
Hill dh	4	0	0	0
Posada c	3	0	1	1
Polonia ph	1	0	1	0
Martinez 1b	4	0	1	0
Brosius 3b	4	0	0	0
Totals	34	1	8	1

New York	ab	r	h	bi
Knoblauch dh	5	1	2	1
Jeter ss	4	1	1	0
O'Neill rf	5	1	2	0
Williams cf	4	0	0	1
Justice lf	3	2	1	1
Bellinger lf	0	0	0	0
Martinez 1b	5	1	3	3
Posada c	4	1	1	0
Sojo 2b	3	0	0	1
Brosius 3b	4	0	2	0
Totals	37	7	12	7

Oakland	ab	r	h	bi
Long cf	3	1	0	0
Fasano c	0	0	0	0
Velarde 2b	5	0	3	2
JaGiambi 1b	4	0	1	1
Saenz dh	4	0	1	1
Tejada ss	5	1	3	0
Chavez 3b	5	0	1	1
Piatt rf	3	1	1	0
JeGiambi ph-rf	1	0	0	0
Grieve lf	4	0	0	0
Hernandez c	3	2	2	0
Stairs ph	1	0	1	0
Porter pr-cf	0	0	0	0
Totals	38	5	13	5

Oakland	300	003	014	11	11	0
New York	000	001	000	1	8	0

New York	600	100	000	7	12	0
Oakland	021	200	000	5	13	0

DP – Oakland 1, New York 1. **LOB** – Oakland 7, New York 8. **2B** – Velarde, Chavez, Tejada, Posada. **HR** – Saenz. **SH** – Hernandez. **SB** – Tejada.

LOB – New York 8, Oakland 10. **2B** – O'Neill, Martinez 2, Chavez, Stairs. **HR** – Justice. **SF** – Williams, Sojo, Ja.Giambi, Saenz. **SB** – Knoblauch.

Oakland	ip	h	r	er	bb	so
Zito (W)	5.2	7	1	1	2	5
Mecir	1.0	0	0	0	0	0
Magnante	1.1	0	0	0	0	1
Jones	1.0	1	0	0	0	1
New York	ip	h	r	er	bb	so
Clemens (L)	5.0	6	6	6	4	5
Stanton	1.0	1	0	0	0	0
Choate	1.1	0	1	1	1	1
Gooden	1.2	4	4	4	1	1

New York	ip	h	r	er	bb	so
Pettitte	3.2	10	5	5	2	4
Stanton (W)	2.0	1	0	0	0	3
Nelson	1.1	0	0	0	0	2
Hernandez	0.1	1	0	0	0	1
Rivera (S)	1.2	1	0	0	0	1
Oakland	ip	h	r	er	bb	so
Heredia (L)	0.1	4	6	6	2	0
Tam	0.2	2	0	0	0	0
Appier	4.0	4	1	1	1	6
Mecir	3.0	1	0	0	0	1
Isringhausen	1.0	1	0	0	0	1

HBP – by Gooden (Saenz, Hernandez).
T – 3:42. **A** – 56,915
Umpires – Winters, Reed, Eddings, Reliford, Danley, Reilly.

T – 3:50. **A** – 41,170
Umpires – Reed, Eddings, Reliford, Danley, Reilly, Winters.

2001 ALDS

The A's face New York in the American League Division Series again and lose to the Yankees in five games for the second straight year. The pitching staff compiles a 2.86 ERA, including 0.93 by Tim Hudson. Johnny Damon leads the A's with a .409 batting average and Terrence Long hits two home runs, both in Game 1.

The A's open the series with a 5-3 win for the second consecutive year as Mark Mulder allows a run on seven hits in 6 2/3 innings for the win. Terrence Long becomes the sixth Athletic to homer twice in a post-season game as he leads off the fourth and eighth innings with home runs. Johnny Damon is 4 for 4 with a walk and steals two bases. Tim Hudson combines with Jason Istringhausen for a 2-0, seven-hit shutout in Game 2. Hudson allows six of the hits in eight innings and Ron Gant homers to start the fourth inning. The series returns to Oakland for Game 3 and Mike Mussina and Mariano Rivera combine to shutout the A's on six hits. Jorge Posada homers with one out in the fifth for the only run and Barry Zito takes the loss, despite allowing one run on two hits and one walk in eight innings. Cory Lidle starts Game 4 and allows two unearned runs in the second, two in the third and two of the Yankees three runs in the fourth in a 9-2 loss. Lidle allows six runs on five hits and three walks in 3 1/3 innings. Miguel Tejada has four hits and Jermaine Dye breaks his leg after fouling off a pitch in the third inning. The series returns to Yankee Stadium for Game 5 and New York completes their comeback with a 5-3 win. RBI singles by Jason and Jeremy Giambi in the first and second innings give the A's a 2-0 lead but New York scores two in the second and unearned runs in the third and fourth off Mulder to take the lead for good. Mulder allows four runs on seven hits in 4 1/3 innings for the loss.

FINAL STATISTICS

PLAYER	AVG	G	AB	R	H	TB	2B	3B	HR	RBI	SH	SF	HP	BB	IBB	SO	SB	CS	DP	E	SLG	OBP	
Byrnes	.000	2	2	0	0	0	0	0	0	0	0	0	0	0	0	1	0	0	0	0	.000	.000	
Chavez	.143	5	21	0	3	4	1	0	0	0	0	0	0	0	0	5	0	0	1	1	.190	.143	
Damon	.409	5	22	3	9	13	2	1	0	0	0	0	0	1	0	1	2	0	0	0	.591	.435	
Dye	.231	4	13	0	3	5	2	0	0	0	0	0	2	0	0	2	0	0	0	0	.385	.333	
Gant	.182	4	11	1	2	5	0	0	1	1	0	0	0	0	0	3	0	0	0	0	.455	.182	
Giambi, Ja.	.353	5	17	2	6	9	0	0	1	4	0	1	0	4	1	2	0	0	1	1	.529	.455	
Giambi, Je.	.308	5	13	0	4	5	1	0	0	2	0	0	1	0	0	1	0	0	0	0	.385	.357	
Hernandez	.000	5	10	0	0	0	0	0	0	0	0	0	1	1	0	4	0	0	0	0	.000	.167	
Long	.389	5	18	3	7	16	3	0	2	3	0	0	0	1	0	2	0	0	0	0	.889	.421	
Menechino	.083	4	12	2	1	1	0	0	0	0	0	0	0	1	0	4	0	0	0	1	.083	.154	
Myers	.143	3	7	0	1	1	0	0	0	0	0	0	0	0	0	3	0	0	0	1	.143	.143	
Saenz	.000	3	4	0	0	0	0	0	0	0	0	0	0	0	0	1	0	0	0	0	.000	.000	
Santangelo	.333	2	3	0	1	2	1	0	0	0	0	0	1	0	0	0	0	0	0	0	1	.667	.500
Tejada	.286	5	21	1	6	9	3	0	0	1	0	1	1	0	0	3	0	0	0	1	.429	.304	
Totals	.247	5	174	12	43	70	13	1	4	11	0	2	3	11	1	31	3	0	3	6	.402	.300	

PITCHER	W	L	ERA	G	GS	CG	GF	SHO	SV	IP	H	R	ER	HR	HB	BB	IBB	SO	WP	BK	AVG
Bradford	0	0	0.00	1	0	0	0	0	0	1.0	0	0	0	0	0	0	0	1	0	0	.000
Guthrie	0	0	0.00	2	0	0	1	0	0	3.0	0	0	0	0	0	0	0	2	0	0	.000
Hijus	0	0	27.00	1	0	0	0	0	0	0.1	0	1	1	0	0	2	0	0	0	0	.000
Hudson	1	0	0.93	2	1	0	0	0	0	9.2	8	1	1	1	1	1	0	5	0	0	.222
Istringhausen	0	0	0.00	2	0	0	2	0	2	2.0	1	0	0	0	0	1	0	3	0	0	.143
Lidle	0	1	10.80	1	1	0	0	0	0	3.1	5	6	4	0	0	3	0	0	0	0	.357
Magnante	0	0	0.00	1	0	0	0	0	0	1.1	3	0	0	0	0	1	0	1	0	0	.500
Mecir	0	0	5.40	2	0	0	1	0	0	3.1	4	2	2	1	0	0	0	4	0	0	.286
Mulder	1	1	2.45	2	2	0	0	0	0	11.0	14	5	3	0	2	2	0	7	0	0	.318
Tam	0	0	18.00	1	0	0	1	0	0	1.0	3	2	2	0	0	0	0	0	0	0	.500
Zito	0	1	1.13	1	1	0	0	0	0	8.0	2	1	1	1	2	1	0	6	0	0	.077
Totals	2	3	2.86	5	5	0	5	1	2	44.0	40	18	14	3	4	11	0	29	0	0	.241

Game 1 — October 10
Oakland 5, New York 3

Game 2 — October 11
Oakland 2, New York 0

Game 3 — October 13
New York 1, Oakland 0

Oakland	ab	r	h	bi
Damon cf	4	1	4	0
Tejada ss	4	0	0	1
JaGiambi 1b	3	1	1	2
Dye rf	4	0	1	0
Chavez 3b	5	0	1	0
JeGiambi dh	4	0	1	0
Gant ph-dh	1	0	0	0
Long lf	4	2	2	2
Hernandez c	2	0	0	0
Menechino 2b	4	1	0	0
Totals	35	5	10	5

Oakland	ab	r	h	bi
Damon cf	5	1	2	0
Tejada ss	5	0	2	0
JaGiambi 1b	3	0	0	0
Dye rf	3	0	0	0
Chavez 3b	4	0	0	0
Gant dh	3	1	2	1
JeGiambi ph	1	0	0	0
Long lf	4	0	2	0
Hernandez c	4	0	0	0
Menechino 2b	4	0	1	0
Totals	36	2	9	1

New York	ab	r	h	bi
Knoblauch lf	4	0	0	0
Soriano 2b	4	0	0	0
Jeter ss	3	0	0	0
Williams cf	3	0	0	0
Martinez 1b	3	0	0	0
Posada c	3	1	1	1
Spencer rf	3	0	1	0
Velarde dh	3	0	0	0
Brosius 3b	3	0	0	0
Totals	29	1	2	1

New York	ab	r	h	bi
Knoblauch lf	4	0	1	1
Jeter ss	4	0	3	0
Williams cf	4	1	0	0
Martinez 1b	4	1	1	2
Posada c	4	0	3	0
O'Neill dh	4	0	0	0
Justice rf	4	0	0	0
Brosius 3b	4	0	0	0
Soriano 2b	4	1	2	0
Totals	36	3	10	3

New York	ab	r	h	bi
Knoblauch lf	4	0	2	0
Jeter ss	4	0	2	0
O'Neill dh	4	0	0	0
Williams cf	4	0	1	0
Martinez 1b	3	0	1	0
Bellinger pr	0	0	0	0
Posada c	3	0	0	0
Justice rf	4	0	1	0
Brosius 3b	4	0	0	0
Soriano 2b	3	0	0	0
Totals	33	0	7	0

Oakland	ab	r	h	bi
Damon cf	4	0	0	0
Tejada ss	4	0	0	0
JaGiambi 1b	4	0	1	0
Dye rf	4	0	2	0
Chavez 3b	4	0	0	0
JeGiambi dh	3	0	1	0
Long lf	3	0	1	0
Hernandez c	2	0	0	0
Saenz ph	1	0	0	0
Santangelo 2b	0	0	0	0
Menechino 2b	2	0	0	0
Myers ph-c	1	0	1	0
Totals	32	0	6	0

Oakland	100	100	120	5	10	1
New York	000	010	020	3	10	1

Oakland	000	100	001	2	9	0
New York	000	000	000	0	7	1

New York	000	010	000	1	2	0
Oakland	000	000	000	0	6	1

E – Menechino, Knoblauch. **DP** – Oakland 1, New York 1. **LOB** – Oakland 10, New York 6. **2B** – Dye, JeGiambi, Posada. **HR** – Martinez, JaGiambi, Long 2. **SF** – Tejada, JaGiambi. **SB** – Damon 2, Soriano. **CS** – Soriano

E – Brosius. **DP** – Oakland 1, New York 1. **LOB** – Oakland 10, New York 8. **2B** – Tejada 2, Long, Damon, Williams. **3B** – Damon. **HR** – Gant.

E – Tejada. **DP** – Oakland 1. **LOB** – New York 4, Oakland 6. **2B** – Spencer, Dye, Long. **HR** – Posada.

Oakland	ip	h	r	er	bb	so
Mulder (W)	6.2	7	1	1	0	5
Mecir	1.1	3	2	2	0	0
Isringhausen (S)	1.0	0	0	0	0	2
New York	ip	h	r	er	bb	so
Clemens (L)	4.0	4	2	2	3	1
Hitchcock	3.0	5	2	2	0	2
Witasick	0.2	1	1	1	1	0
Stanton	1.1	0	0	0	0	0

Oakland	ip	h	r	er	bb	so
Hudson (W)	8.0	6	0	0	1	3
Isringhausen (S)	1.0	1	0	0	1	1
New York	ip	h	r	er	bb	so
Pettitte (L)	6.1	7	1	1	2	4
Mendoza	1.2	1	0	0	1	1
Rivera	1.0	1	1	0	0	1

New York	ip	h	r	er	bb	so
Mussina (W)	7.0	4	0	0	1	4
Rivera (S)	2.0	2	0	0	0	1
Oakland	ip	h	r	er	bb	so
Zito (L)	8.0	2	1	1	1	6
Guthrie	1.0	0	0	0	0	1

T – 2:42. A – 55,861

Umpires – Danley, Layne, Hirschbeck, Kulpa, Rippley, Barrett

Clemens pitched to 1 batter in the 5th, Hitchcock pitched to 1 batter in the 8th
HBP – by Clemens (Hernandez).
T – 3:45. A – 56,697
Umpires – DeMuth, Nelson, Schrieber, Reed, Rapuano, Gibson.

T – 3:24. A – 56,684
Umpires – Nelson, Schrieber, Reed, Rapuano, Gibson, DeMuth

Game 4 — October 14
New York 9, Oakland 2

Game 5 — October 15
New York 5, Oakland 3

New York	ab	r	h	bi
Knoblauch lf	5	0	1	0
Jeter ss	4	2	1	0
Justice dh	3	2	1	0
Williams cf	4	2	3	5
Martinez 1b	5	0	0	0
Posada c	4	1	2	1
O'Neill rf	3	1	1	0
Spencer ph-ff	2	0	0	0
Brosius 3b	3	0	1	1
Soriano 2b	3	1	1	1
Totals	36	9	11	8

Oakland	ab	r	h	bi
Damon cf	4	1	1	0
Tejada ss	3	0	0	0
JaGiambi 1b	4	0	4	2
Chavez 3b	4	0	0	0
Long rf	4	1	1	0
Gant lf	4	0	0	0
JeGiambi dh	2	0	1	1
Saenz ph-dh	2	0	0	0
Hernandez c	1	0	0	0
Myers c	3	0	0	0
Menechino 2b	2	1	0	0
Byrnes ph	1	0	0	0
Totals	34	3	7	3

Oakland	ab	r	h	bi
Damon cf	5	0	2	0
Tejada ss	5	1	4	0
JaGiambi 1b	3	1	0	0
Saenz ph	1	0	0	0
Dye rf	2	0	0	0
Gant ph-ff	3	0	0	0
Long lf-ff	3	0	1	1
JeGiambi dh	3	0	1	1
Byrnes ph-dh	1	0	0	0
Chavez 3b	4	0	2	0
Myers c	3	0	0	0
Hernandez ph-c	1	0	0	0
Santangelo 2b	3	0	1	0
Totals	37	2	11	2

New York	ab	r	h	bi
Knoblauch lf	5	1	2	0
Velarde dh	2	0	1	0
Justice ph-dh	2	1	1	1
Jeter ss	3	0	2	1
Williams cf	3	1	0	0
Martinez 1b	3	0	0	0
Posada c	4	1	2	0
Spencer rf	3	1	1	0
Brosius 3b	3	0	0	0
Soriano 2b	4	0	1	2
Totals	32	5	10	4

New York	022	300	002	9	11	1
Oakland	002	000	000	2	11	1

Oakland	110	010	000	3	7	3
New York	021	101	00x	5	10	1

E – Brosius, Santangelo. **DP** – New York 1. **LOB** – New York 7, Oakland 11. **2B** – Williams 2, O'Neill, Tejada, Chavez, Santangelo. **3B** - Justice. **SB** – Soriano. **CS** – Jeter. **S** – Brosius.

E – Ja.Giambi, Chavez, Myers, Brosius. **DP** – Oakland 1, New York 1. **LOB** – Oakland 6, New York 9. **2B** – Damon, Long, Knoblauch, Jeter. **HR** – Justice. **SH** – Velarde. **SF** – Jeter. **SB** – JeGiambi, Knoblauch, Posada. **CS** – Knoblauch, Williams.

New York	ip	h	r	er	bb	so
Hernandez (W)	5.2	8	2	2	2	5
Stanton	1.2	2	0	0	0	1
Mendoza	1.2	1	0	0	0	3
Oakland	ip	h	r	er	bb	so
Lidle (L)	3.1	5	6	4	3	0
Hiljus	0.1	0	1	1	2	0
Magnante	1.1	3	0	0	1	1
Guthrie	2.0	0	0	0	0	1
Bradford	1.0	0	0	0	0	1
Tam	1.0	3	2	2	0	0

Oakland	ip	h	r	er	bb	so
Mulder (L)	4.1	7	4	2	2	2
Hudson	1.2	2	1	1	0	2
Mecir	2.0	1	0	0	0	4
New York	ip	h	r	er	bb	so
Clemens	4.1	5	3	3	1	5
Stanton (W)	1.2	1	0	0	0	0
Mendoza	1.0	0	0	0	0	1
Rivera (S)	2.0	1	0	0	0	2

HBP – by Hernandez (Santangelo). **WP** – Hernandez
T – 4:13. **A** – 43,681.
Umpires – Layne, Hirschbeck, Kulpa, Rippley, Barrett, Danley

HBP – by Clemens (Tejada), by Mulder (Martinez), by Mulder (Brosius). **WP** – Clemens.
T – 3:23. **A** – 56,642
Umpires – Rapuano, Gibson, DeMuth, Nelson, Schrieber, Reed

2002 ALDS

The A's reach the post season for the third consecutive season, facing Minnesota in the ALDS. However, the A's lose in five games for the third straight year. The A's hit .288 in the series, scoring 26 runs in the five games. Scott Hatteberg leads the A's with a .500 batting average and Ray Durham hits two home runs. The A's pitching staff allows 27 runs for a 4.09 ERA.

After winning Game 1 in each of the previous two seasons, the A's drop the opener in 2002, 7-5. The A's take a 5-1 lead after two innings but Tim Hudson allows a run in the third and one of the Twins three runs in the sixth. Ted Lilly allows two runs in two-thirds of an inning for the loss and blown save. The A's win Game 2 9-1 as Eric Chavez hits a three-run home run in the first to give Mark Mulder all the runs he would need. Mulder allows a run on five hits in six innings. The series moves to Minnesota for Game 3 and the A's win 6-3 behind Barry Zito. Ray Durham leads off the game with an inside-the-park home run and Scott Hatteberg follows with a home run to mark the first time in post-season history a team has started the game with back-to-back home runs. The Twins even the series at two with an 11-2 win in Game 4. Miguel Tejada hits a two-run home run in the third inning but Tim Hudson allows two in the bottom of the inning before the Twins score seven unearned runs in the fourth to hand Hudson the loss. Minnesota then wins Game 5, 5-4. The Twins take a 2-0 lead before Ray Durham homers in the bottom of the third. The score remains 2-1 until Billy Koch allows three runs in the ninth. Mark Ellis hits a three-run home run in the bottom of the ninth.

FINAL STATISTICS

PLAYER	AVG	G	AB	R	H	TB	2B	3B	HR	RBI	SH	SF	HP	BB	IBB	SO	SB	CS	DP	E	SLG	OBP
Byrnes	.000	2	1	0	0	0	0	0	0	0	0	0	0	0	0	1	0	0	0	0	.000	.000
Chavez	.381	5	21	3	8	11	0	0	1	5	0	0	0	2	1	1	0	0	0	0	.524	.435
Durham	.333	5	21	7	7	16	3	0	2	2	0	0	1	2	0	4	1	0	0	0	.762	.417
Dye	.400	5	20	3	8	13	2	0	1	1	0	0	0	1	0	5	0	0	0	0	.650	.429
Ellis	.368	5	19	1	7	12	2	0	1	4	0	0	0	1	0	2	0	0	0	0	1.632	.400
Hatteberg	.500	5	14	5	7	12	2	0	1	3	0	0	0	3	0	0	0	0	0	0	1.857	.588
Hernandez	.059	5	17	0	1	1	0	0	0	0	0	0	0	0	0	4	0	0	1	0	.059	.059
Justice	.238	5	21	2	5	8	1	1	0	4	0	0	0	0	0	4	0	0	1	0	.381	.238
Long	.167	5	18	1	3	6	0	0	1	1	0	0	0	1	0	2	0	0	0	0	.333	.211
Mabry	.000	2	2	0	0	0	0	0	0	0	0	0	0	0	0	1	0	0	0	0	.000	.000
Myers	.000	2	1	0	0	0	0	0	0	0	0	0	0	0	0	1	0	0	0	0	.000	.000
Piatt	.333	3	3	0	1	2	1	0	0	0	0	0	0	0	0	1	0	0	0	0	.667	.333
Saenz	—	1	0	0	0	0	0	0	0	0	0	0	0	1	0	0	0	0	0	0	—	1.000
Tejada	.143	5	21	3	3	7	1	0	1	4	0	1	0	1	0	7	0	0	0	1	.333	.174
Velarde	.600	4	5	1	3	4	1	0	0	1	0	0	0	0	0	1	0	0	0	0	.800	.600
Totals	.288	5	184	26	53	92	13	1	8	25	0	1	1	12	1	34	1	0	2	3	.500	.333

PITCHER	W	L	ERA	G	GS	CG	GF	SHO	SV	IP	H	R	ER	HR	HB	BB	IBB	SO	WP	BK	AVG
Bowie	0	0	0.00	1	0	0	1	0	0	1.1	0	0	0	0	0	0	0	3	0	0	.000
Bradford	0	0	0.00	2	0	0	0	0	0	3.0	1	0	0	0	1	0	0	1	0	0	.111
Hudson	0	1	6.23	2	2	0	0	0	0	8.2	13	11	6	2	1	4	0	8	1	0	.333
Koch	0	0	9.00	3	0	0	3	0	1	3.0	5	3	3	1	0	2	0	3	0	0	.357
Lidle	0	0	9.00	1	0	0	0	0	0	1.0	2	1	1	0	0	0	0	0	0	0	.400
Lilly	0	1	13.50	2	0	0	0	0	0	4.0	10	6	6	1	0	1	0	3	1	0	.476
Mecir	0	0	0.00	1	0	0	1	0	0	1.0	0	0	0	0	0	0	0	2	0	0	.000
Mulder	1	1	2.08	2	2	0	0	0	0	13.0	14	3	3	1	0	3	1	12	1	0	.280
Rincon	0	0	0.00	2	0	0	0	0	0	3.0	2	0	0	0	0	0	0	2	0	0	.182
Zito	1	0	4.50	1	1	0	0	0	0	6.0	5	3	3	0	0	4	0	8	1	0	.217
Totals	2	3	4.09	5	5	0	5	0	1	44.0	52	27	20	5	2	14	1	42	4	0	.291

Game 1 — October 1
Minnesota 7, Oakland 5

Game 2 — October 2
Oakland 9, Minnesota 1

Game 3 — October 4
Oakland 6, Minnesota 3

Minnesota	ab	r	h	bi
Jones lf	5	0	1	1
Guzman ss	4	1	2	0
Koskie 3b	5	1	1	3
Ortiz dh	5	0	0	0
Hunter cf	4	1	1	0
Mientkiewicz 1b	5	1	1	1
Cuddyer rf	3	1	2	1
Mohr rf	0	0	0	0
Pierzynski c	4	1	4	1
Rivas 2b	3	1	1	0
Totals	38	7	13	7

Oakland	ab	r	h	bi
Durham dh	5	1	2	0
Hatteberg 1b	2	2	1	1
Saenz ph-1b	0	0	0	0
Velarde ph-1b	1	0	1	0
Tejada ss	5	1	1	0
Chavez 3b	5	1	2	2
Dye rf	5	0	2	0
Justice lf	5	0	2	1
Ellis 2b	4	0	1	0
Long cf	4	0	0	0
Piatt ph	1	0	0	0
Hernandez c	4	0	0	0
Totals	41	5	12	4

Minnesota	012	003	100	7	13	3
Oakland	320	000	000	5	12	0

E – Guzman, Pierzynski, Koskie. **DP** – Oakland 1. **LOB** – Minnesota 8, Oakland 12. **2B** – Hunter, Cuddyer, Durham 2, Ellis, Jones. **3B** – Pierzynski. **HR** – Koskie, Mientkiewicz. **SH** – Rivas.

Minnesota	ip	h	r	er	bb	so
Radke (W)	5.0	8	5	1	1	3
Santana	1.2	2	0	0	1	2
Romero	1.1	1	0	0	0	1
Guardado (S)	1.0	1	0	0	1	1
Oakland	ip	h	r	er	bb	so
Hudson	5.1	8	4	4	2	4
Lilly (L)	0.2	3	2	2	1	1
Lidle	1.0	2	1	1	0	0
Rincon	1.0	0	0	0	0	0
Mecir	1.0	0	0	0	0	2

T – 3:44. **A** – 34,853.

Umpires – Davis, Meriwether, Marquez, Cousins, West, Diaz

Minnesota	ab	r	h	bi
Jones lf	3	0	1	0
Mohr lf	1	0	1	0
Guzman ss	3	1	1	1
Koskie 3b	3	0	0	0
Lecroy dh	4	0	2	0
Hunter cf	3	0	0	0
Hocking rf	1	0	1	0
Mientkiewicz 1b	4	0	0	0
Cuddyer rf	1	0	0	0
Kielty, ph-cf-ff	2	0	0	0
Pierzynski c	2	0	0	0
Prince c	2	0	0	0
Rivas 2b	2	0	1	0
Totals	31	1	7	1

Oakland	ab	r	h	bi
Durham dh	3	3	1	0
Hatteberg 1b	4	1	2	1
Mabry ph-1b	1	0	0	0
Tejada ss	4	1	1	1
Chavez 3b	4	2	2	3
Dye rf	4	1	1	0
Justice lf	5	1	2	3
Byrnes lf	0	0	0	0
Ellis 2b	4	0	3	1
Long cf	4	0	2	0
Hernandez c	4	0	0	0
Totals	37	9	14	9

Minnesota	000	001	000	1	7	1
Oakland	300	510	00x	9	14	0

E – Jones. **DP** – Minnesota 1, Oakland 2. **LOB** – Minnesota 7, Oakland 9. **2B** – Hatteberg, Dye, Tejada, Ellis, Durham, Mohr. **3B** – Justice. **HR** – Chavez, Guzman. **SH** – Guzman.

Minnesota	ip	h	r	er	bb	so
Mays (L)	3.2	9	6	6	2	1
Fiore	1.1	4	3	3	2	0
Lohse	2.0	1	0	0	0	2
Hawkins	1.0	0	0	0	0	2
Oakland	ip	h	r	er	bb	so
Mulder (W)	6.0	5	1	1	2	3
Bradford	2.0	1	0	0	0	1
Koch	1.0	1	0	0	0	1

HBP – by Mays (Durham), by Bradford (Koskie). **WP** – Fiore.

T – 3:04. **A** – 31,953.

Umpires – Meriwether, Marquez, Cousins, West, Diaz, Davis

Oakland	ab	r	h	bi
Durham dh	4	2	1	1
Hatteberg 1b	2	1	1	1
Velarde ph-1b	2	1	1	1
Tejada ss	4	0	0	1
Chavez 3b	4	0	1	0
Dye rf	4	1	1	1
Justice lf	4	0	0	0
Ellis 2b	4	0	1	0
Long cf	3	1	1	1
Hernandez c	4	0	1	0
Totals	35	6	9	6

Minnesota	ab	r	h	bi
Jones lf	4	1	2	0
Guzman ss	4	0	0	0
Koskie 3b	5	1	1	1
Ortiz dh	3	0	0	0
Kielty ph	1	0	0	0
Hunter cf	4	1	2	1
Mientkiewicz 1b	3	0	1	0
Cuddyer rf	4	0	1	0
Pierzynski c	3	0	1	1
Rivas 2b	3	0	0	0
Hocking ph	1	0	0	0
Totals	35	3	8	3

Oakland	200	101	200	6	9	1
Minnesota	000	120	000	3	8	0

E – Ellis. **LOB** – Oakland 7, Minnesota 9. **2B** – Hunter, Velarde, Jones. **3B** – Koskie. **HR** – Durham, Hatteberg, Long, Dye. **SF** – Tejada. **SB** – Guzman.

Oakland	ip	h	r	er	bb	so
Zito (W)	6.0	5	3	3	4	8
Rincon	2.0	2	0	0	0	2
Koch (S)	1.0	1	0	0	0	0
Minnesota	ip	h	r	er	bb	so
Reed (L)	5.0	6	4	4	2	8
Santana	1.1	1	2	2	1	0
Jackson	0.2	1	0	0	0	0
Romero	1.0	1	0	0	1	0
Hawkins	1.0	0	0	0	0	2

Reed pitched to 1 batter in the 6th

WP – Zito. **T** – 3:26. **A** – 55,932

Umpires – Joyce, Winters, McClelland, Culbreth, Crawford, Eddings

Game 4 — October 5
Minnesota 11, Oakland 2

Game 5 — October 6
Minnesota 5, Oakland 4

Oakland	ab	r	h	bi
Durham dh	4	0	0	0
Hatteberg 1b	3	1	1	0
Tejada ss	4	1	1	2
Chavez 3b	4	0	1	0
Dye rf	3	0	3	0
Mabry rf	1	0	0	0
Justice lf	3	0	0	0
Piatt lf	1	0	1	0
Ellis 2b	3	0	0	0
Myers c	1	0	0	0
Long cf	3	0	0	0
Byrnes ph	1	0	0	0
Hernandez c	3	0	0	0
Velarde 2b	0	0	0	0
Totals	34	2	7	2

Minnesota	ab	r	h	bi
Jones lf	3	2	1	0
Kielty ph-1b	1	0	0	0
Guzman ss	5	1	0	1
Koskie 3b	4	1	1	1
Ortiz dh	3	0	2	1
LeCroy ph	2	0	0	0
Hunter cf	4	2	2	1
Mientkiewicz 1b	4	2	3	3
Cuddyer rf	3	0	0	0
Mohr rf-1b	1	0	1	0
Pierzynski c	3	2	1	0
Rivas 2b	4	1	1	0
Totals	37	11	12	7

Minnesota	ab	r	h	bi
Jones lf	5	0	0	0
Guzman ss	5	2	3	0
Koskie 3b	4	0	0	0
LeCroy dh	3	1	2	1
Ortiz ph	2	0	1	1
Hunter cf	5	0	1	0
Mientkiewicz 1b	4	0	0	0
Cuddyer rf	2	0	2	0
Mohr rf	0	1	0	0
Pierzynski c	4	1	1	2
Hocking 2b	4	0	2	1
Totals	38	5	12	5

Oakland	ab	r	h	bi
Durham dh	5	1	3	1
Hatteberg 1b	3	0	1	0
Piatt ph	1	0	0	0
Myers c	0	0	0	0
Tejada ss	4	0	0	0
Chavez 3b	4	0	2	0
Dye rf	4	1	1	0
Justice lf	4	1	1	0
Ellis 2b	4	1	2	3
Long cf	4	0	0	0
Hernandez c	2	0	0	0
Velarde ph-1b	2	0	1	0
Totals	37	4	11	4

Minnesota	011	000	003	5	12	0
Oakland	001	000	003	4	11	0

Oakland	002	000	000	2	7	2
Minnesota	002	700	20x	11	12	0

E – Tejada, Hatteberg. **LOB** – Oakland 6, Minnesota 5. **2B** – Hatteberg, Jones, Ortiz, Dye, Hunter, Rivas, Piatt. **HR** – Tejada, Mientkiewicz.

Oakland	ip	h	r	er	bb	so
Hudson (L)	3.1	5	7	2	2	4
Lilly	3.1	7	4	4	0	2
Bowie	1.1	0	0	0	0	3
Minnesota	ip	h	r	er	bb	so
Milton (W)	7.0	6	2	2	1	3
Lohse	2.0	1	0	0	0	3

HBP – by Hudson (Jones). **WP** – Hudson, Lilly. **T** – 3:20. **A** – 55,960
Umpires – Winters, McClelland, Culbreth, Crawford, Eddings, Joyce.

DP – Minnesota 1. **LOB** – Minnesota 9, Oakland 6. **2B** – Guzman 2, Hunter, Hocking, LeCroy, Justice. **HR** – Durham, Pierzynski, Ellis. **SB** – Durham, Guzman.

Minnesota	ip	h	r	er	bb	so
Radke (W)	6.2	6	1	1	0	4
Romero	1.0	1	0	0	0	1
Hawkins	0.1	0	0	0	0	1
Guardado	1.0	4	3	3	0	0
Oakland	ip	h	r	er	bb	so
Mulder (L)	7.0	9	2	2	1	9
Bradford	1.0	0	0	0	0	0
Koch	1.0	3	3	3	2	2

WP – Mulder. **T** – 3:23. **A** – 32,146.
Umpires – West, Diaz, Davis, Meriwether, Marquez, Cousins.

2003 ALDS

The A's reach the post season for the fourth consecutive season, facing Boston in the ALDS. However, the A's lose in five games for the fourth straight year. The A's hit .213 in the series and outscore the Red Sox 18-17. Eric Byrnes leads the A's with a .462 batting average. The A's pitching staff records a 2.98 ERA and Ted Lilly does not allow a run in 9.0 innings.

The A's win Game 1 in 12 innings as Ramon Hernandez has a bases loaded two-out bunt single in the bottom of the 12th for a 5-4 win. Erubiel Durazo sends the game into extra innings with a two-out RBI single in the bottom of the ninth. Oakland takes a 2-0 lead in the series with a 5-1 win in Game 2. The A's score all five of their runs in the second inning, highlighted by a Hernandez RBI single and an Eric Byrnes two-run double. Barry Zito allows one run on five hits in 7.0 innings and strikes out nine for the win. The series moves to Boston for Game 3 and the Sox win 3-1 in 11 innings on a two-run pinch hit home run by Trot Nixon. The A's trail 1-0 after five innings before tying the game with a run in the sixth inning, an inning in which Byrnes is tagged out after failing to touch home and Miguel Tejada is tagged out between third and home after stopping after being obstructed. The A's lose Game 4, 5-4, after starting pitcher Tim Hudson is injured after one inning. The A's lead 4-2 entering the bottom of the sixth but Boston scores a run in the sixth and two more in the eighth off Keith Foulke for the win. Barry Zito has a two-hit shutout after five innings in Game 5 but the Red Sox score four times in the sixth inning off him for a 4-3 win.

FINAL STATISTICS

PLAYER	AVG	G	AB	R	H	TB	2B	3B	HR	RBI	SH	SF	HP	BB	IBB	SO	SB	CS	DP	E	SLG	OBP
Byrnes	.462	5	13	2	6	7	1	0	0	2	0	0	0	0	0	5	1	0	0	0	.538	.462
Chavez	.045	5	22	1	1	2	1	0	0	0	0	0	0	1	1	3	1	0	0	2	.091	.087
Durazo	.238	5	21	3	5	7	2	0	0	3	0	0	0	3	0	4	0	0	0	0	.333	.333
Dye	.231	4	13	2	3	6	0	0	1	3	0	0	1	0	0	2	0	0	0	0	.462	.286
Ellis	.118	5	17	2	2	2	0	0	0	0	0	0	1	4	0	7	0	0	0	1	.118	.318
Guillen	.455	4	11	1	5	6	1	0	0	1	0	0	0	3	0	2	0	0	0	0	.545	.571
Hatteberg	.176	5	17	3	3	3	0	0	0	0	0	0	0	5	0	3	0	0	0	0	.176	.364
Hernandez	.200	4	15	1	3	3	0	0	0	2	1	0	1	2	0	1	0	0	0	1	.200	.333
Long	.250	4	8	0	2	2	0	0	0	0	0	0	0	1	1	3	0	0	0	0	.250	.333
McMillon	.167	3	6	0	1	1	0	0	0	1	0	0	0	1	0	1	0	0	0	0	.167	.286
Melhuse	.600	2	5	1	3	5	0	1	0	1	0	0	0	0	0	1	0	0	0	0	1.000	.600
Menechino	-	1	0	0	0	0	0	0	0	0	0	0	0	0	0	0	0	0	0	0	-	-
Singleton	.286	2	7	2	2	4	2	0	0	0	0	0	1	1	0	1	1	0	0	0	.571	.444
Tejada	.087	5	23	0	2	3	1	0	0	2	0	0	0	0	0	4	0	0	0	1	.130	.087
Totals	.213	5	178	18	38	51	8	1	1	15	1	0	4	21	2	37	3	0	0	5	.287	.310

PITCHER	W	L	ERA	G	GS	CG	GF	SHO	SV	IP	H	R	ER	HR	HB	BB	IBB	SO	WP	BK	AVG
Bradford	0	0	0.00	4	0	0	0	0	0	3.2	4	0	0	0	0	2	2	5	0	0	.286
Foulke	0	1	3.60	3	0	0	2	0	0	5.0	4	2	2	0	0	2	1	3	0	0	.211
Harden	1	1	13.50	2	0	0	2	0	0	1.1	2	2	2	1	0	2	1	1	1	0	.333
Hudson	0	0	3.52	2	2	0	0	0	0	7.2	10	3	3	2	0	1	0	6	0	0	.323
Lilly	0	0	0.00	2	1	0	0	0	0	9.0	2	1	0	0	1	2	0	7	0	0	.065
Mecir	0	0	0.00	1	0	0	0	0	0	0.2	1	0	0	0	0	1	1	0	0	0	.333
Rincon	0	0	4.50	4	0	0	1	0	0	4.0	4	2	2	2	0	1	0	3	0	0	.267
Sparks	0	0	4.50	1	0	0	0	0	0	4.0	2	2	2	1	0	3	0	1	0	0	.143
Zito	1	1	3.46	2	2	0	0	0	0	13.0	9	5	5	2	1	4	0	13	0	0	.191
Totals	2	3	2.98	5	5	0	5	0	0	48.1	38	17	16	8	2	18	5	39	1	0	.211

Game 1 — October 1
Oakland 5, Boston 4 (12)

Game 2 — October 2
Oakland 5, Boston 1

Game 3 — October 4
Boston 3, Oakland 1 (11)

Boston	ab	r	h	bi
Damon cf	5	0	1	0
GarciaParra ss	5	1	2	0
Walker 2b	5	2	4	3
Jackson 2b	1	0	0	0
Ramirez lf	5	0	0	0
Ortiz dh	5	0	0	0
Millar 1b	6	0	2	0
Mueller 3b	5	0	1	0
Nixon rf	3	0	0	0
McCarthy ph	0	0	0	0
Brown ph-rf	1	0	0	0
Kapler ph-rf	2	0	0	0
Varitek c	3	1	2	1
Totals	46	4	12	4

Oakland	ab	r	h	bi
Ellis 2b	4	1	1	0
Durazo dh	4	1	2	3
Chavez 3b	6	1	0	0
Tejada ss	6	0	1	1
Hatteberg 1b	4	0	0	0
Guillen lf	3	0	1	0
Long ph-lf-rf	2	0	0	0
Hernandez c	4	0	2	1
Dye rf	3	0	0	0
McMillon ph	0	0	0	0
Byrnes pr-lf	1	1	0	0
Singleton cf	4	1	1	0
Totals	41	5	8	5

Boston 100 010 200 000 412 2
 Oakland 003 000 001 001 5 8 0

E – Martinez, Walker. **DP** – Boston 1, Oakland 1. **LOB** – Boston 13, Oakland 12. **2B** – Singleton, Durazo, Mueller. **HR** – Walker 2, Varitek. **SB** – Damon, Singleton, Chavez.

Boston	ip	h	r	er	bb	so
Martinez	7.0	6	3	3	4	3
Timlin	1.0	0	0	0	0	2
Kim	0.2	0	1	1	1	1
Embree	0.1	1	0	0	0	0
Williamson	1.0	0	0	0	1	2
Lowe (L)	1.2	1	1	1	4	2
Oakland	ip	h	r	er	bb	so
Hudson	6.2	10	3	3	1	5
Rincon	0.2	2	1	1	1	1
Bradford	0.2	0	0	0	1	1
Foulke	3.0	0	0	0	2	3
Harden (W)	1.0	0	0	0	2	1

HBP - by Kim (Singleton). **WP** - Harden
T – 4:37. **A** – 50,606.

Umpires – Marsh, Cooper, Bell, Darling, Welke, Gibson

Boston	ab	r	h	bi
Damon cf	4	0	2	1
GarciaParra ss	3	0	1	0
Walker 2b	4	0	0	0
Ramirez lf	3	0	1	0
Ortiz dh	4	0	0	0
Millar 1b	4	0	0	0
Mueller 3b	4	0	1	0
Kapler rf	3	0	0	0
Varitek ph	1	0	0	0
Mirabelli c	3	1	1	0
Totals	33	1	6	1

Oakland	ab	r	h	bi
Ellis 2b	2	1	0	0
Durazo dh	4	0	1	0
Chavez 3b	4	0	0	0
Tejada ss	4	0	0	0
Hatteberg 1b	4	0	1	0
Guillen lf	1	1	0	0
Long lf	1	0	1	0
Hernandez c	4	1	1	1
Dye rf	3	1	0	0
Byrnes cf	4	1	2	2
Totals	31	5	6	3

Boston 001 000 000 1 6 1
 Oakland 050 000 00x 5 6 0

E – Walker. **LOB** – Boston 7, Oakland 7.
2B – Byrnes, Mirabelli, Damon.

Boston	ip	h	r	er	bb	so
Wakefield (L)	6.0	4	5	3	3	7
Embree	1.0	0	0	0	0	0
Williamson	1.0	2	0	0	0	1
Oakland	ip	h	r	er	bb	so
Zito (W)	7.0	5	1	1	2	9
Bradford	1.0	0	0	0	0	1
Foulke	1.0	1	0	0	0	0

HBP - by Wakefield (Dye, Ellis). **PB** - Mirabelli.

T – 2:37. **A** – 36,305.

Umpires – Cooper, Bell, Darling, Welke, Gibson, Marsh

Oakland	ab	r	h	bi
McMillon lf	5	0	0	0
Durazo dh	4	1	0	0
Tejada ss	5	0	0	0
Chavez 3b	4	0	0	0
Hernandez c	5	0	0	0
Hatteberg 1b	4	0	1	0
Ellis 2b	4	0	1	0
Long rf	4	0	1	0
Byrnes cf	4	0	3	0
Totals	39	1	6	0

Boston	ab	r	h	bi
Damon cf	4	0	1	0
GarciaParra ss	4	0	2	0
Mueller 3b	5	0	0	0
Ramirez lf	4	0	0	0
Ortiz dh	4	0	0	0
Millar 1b	4	0	1	0
Varitek c	4	1	1	0
Brown pr	0	0	0	0
Mirabelli c	1	1	1	0
Kapler rf	4	0	0	0
Nixon ph	1	1	1	2
Jackson 2b	3	0	0	0
Walker ph-2b	1	0	0	0
Totals	39	3	7	2

Oakland 000 001 000 00 1 6 4
 Boston 010 000 000 02 3 7 2

E – Tejada, Chavez 2, Hernandez, Lowe, GarciaParra. **DP** - Oakland 2. **LOB** – Oakland 7, Boston 10. **2B** – Damon. **HR** - Nixon. **SB** – Byrnes, GarciaParra.

Oakland	ip	h	r	er	bb	so
Lilly	7.0	2	1	0	2	5
Bradford	1.2	2	0	0	1	2
Rincon	0.2	0	0	0	0	1
Mecir	0.2	1	0	0	1	0
Harden (L)	0.1	2	2	2	0	0
Boston	ip	h	r	er	bb	so
Lowe	7.0	6	1	0	2	2
Timlin	3.0	0	0	0	0	3
Williamson (W)	1.0	0	0	0	0	2

HBP – by Lilly (Damon). **T** – 3:42. **A** – 35,460.

Umpires – Emmel, Davis, Joyce, Welke, Montague, Barrett

Game 4 — October 5
Boston 5, Oakland 4

Game 5 — October 6
Boston 4, Oakland 3

Oakland	ab	r	h	bi
Ellis 2b	4	0	0	0
Durazo dh	5	0	1	0
Chavez 3b	4	0	1	0
Tejada ss	4	0	0	0
Hatteberg 1b	3	2	1	0
Guillen lf	4	0	2	0
Melhuse c	4	1	3	1
Dye rf	4	1	2	3
Byrnes cf	4	0	1	0
Totals	36	4	11	4

Boston	ab	r	h	bi
Damon cf	4	1	1	2
GarciaParra ss	4	1	1	0
Walker 2b	4	1	1	1
Jackson 2b	0	0	0	0
Ramirez lf	4	1	2	0
Ortiz dh	4	0	1	2
Brown pr	0	0	0	0
Millar 1b	3	0	0	0
Nixon rf	2	0	1	0
Mueller 3b	2	0	0	0
Varitek c	3	1	0	0
Totals	30	5	7	5

Oakland	010	003	000	4	11	1
Boston	002	001	02x	5	7	0

E – Ellis. **DP** - Oakland 1, Boston 1. **LOB** – Oakland 7, Boston 4. **2B** – Chavez, GarciaParra, Ortiz. **3B** - Melhuse. **HR** - Damon, Dye, Walker.

Oakland	ip	h	r	er	bb	so
Hudson	1.0	0	0	0	0	1
Sparks	4.0	2	2	2	3	1
Rincon	2.0	2	1	1	0	0
Foulke (L)	1.0	3	2	2	0	0
Boston	ip	h	r	er	bb	so
Burke	5.1	9	4	4	2	1
Wakefield	1.2	2	0	0	0	0
Williamson (W)	2.0	0	0	0	0	3

T – 3:02. **A** – 35,048
Umpires – Davis, Joyce, Welke, Montague, Barrett, Emmel

Boston	ab	r	h	bi
Damon cf	2	1	1	0
Brown ph-cf	1	0	0	0
GarciaParra ss	4	0	0	0
Walker 2b	2	1	0	0
Jackson 2b	1	0	0	0
Ramirez lf	4	1	1	3
Ortiz dh	4	0	1	0
Kapler pr	0	0	0	0
Millar 1b	4	0	2	0
Mueller 3b	3	0	0	0
Nixon rf	4	0	0	0
Varitek c	3	1	1	1
Totals	32	4	6	4

Oakland	ab	r	h	bi
Ellis 2b	3	0	0	0
McMillon ph	1	0	1	1
Menechino pr-2b	0	0	0	0
Long ph	1	0	0	0
Durazo dh	4	1	1	0
Chavez 3b	4	0	0	0
Tejada ss	4	0	1	1
Hatteberg 1b	2	1	0	0
Byrnes pr	0	0	0	0
Guillen lf	3	0	2	1
Hernandez c	2	0	0	0
Dye rf	3	0	1	0
Melhuse ph	1	0	0	0
Singleton cf	3	1	1	0
Totals	31	3	7	3

Boston	000	004	000	4	6	0
Oakland	000	101	010	3	7	0

DP – Boston 1. **LOB** – Boston 4, Oakland 7. **2B** – Guillen, Durazo, Tejada, Singleton. **HR** - Varitek, Ramirez. **SH** - Hernandez. **SB** – Damon.

Boston	ip	h	r	er	bb	so
Martinez (W)	7.0	7	3	3	1	6
Embree	0.2	0	0	0	0	0
Timlin	0.1	0	0	0	0	0
Williamson	0.0	0	0	0	2	0
Lowe (S)	1.0	0	0	0	1	2
Oakland	ip	h	r	er	bb	so
Zito (L)	6.0	4	4	4	2	4
Lilly	2.0	0	0	0	0	2
Bradford	0.1	2	0	0	0	1
Rincon	0.2	0	0	0	0	1

HBP – by Martinez (Hernandez), by Zito (Walker). **T** – 3:05. **A** – 49,397.
Umpires – Welke, Gibson, Marsh, Cooper, Bell, Darling

2006 ALDS

The A's returned to postseason play for the fifth time in seven years and won a postseason series for the first time since the 1990 ALCS by sweeping Minnesota three games to none in the ALDS. Snapped a six series postseason losing streak and a nine-game losing streak in potential postseason clinching games, which was the longest such streak in Major League history. The A's batted .245 in the series and compiled a 2.33 ERA while outscoring the Twins 16-7. Frank Thomas led the A's with a .500 batting average and two home runs and Marco Scutaro topped the club with six RBI.

The A's win Game 1 in Minnesota, 3-2 as Barry Zito allows just one run on four hits in eight innings for the win. Frank Thomas homers and Marco Scutaro adds a RBI double in the second inning and Zito takes a two-hit shutout into the seventh inning before allowing a home run to Rondell White. Thomas homers again in the ninth inning for an important insurance run as Huston Street allows a run in the bottom of the ninth for the save. The A's win Game 2 by a 5-2 score. Oakland scores twice in the fifth inning on a Scutaro RBI double and a Jason Kendall RBI single, but Esteban Loaiza allows back-to-back home runs to Michael Cuddyer and Justin Morneau in the sixth inning. Mark Kotsay then hits a two-run inside-the-park home run in the seventh inning to give the A's the lead for good. The series moves to Oakland for Game 3 and the A's complete the sweep with an 8-3 win. Scutaro doubles twice and has four RBI and Milton Bradley and Eric Chavez homer. Dan Haren allows two runs in six innings for the win.

FINAL STATISTICS

PLAYER	AVG	G	AB	R	H	TB	2B	3B	HR	RBI	SH	SF	HP	BB	IBB	SO	SB	CS	DP	E	SLG	OBP
Bradley	.077	3	13	1	1	4	0	0	1	2	0	0	0	0	0	1	0	0	1	0	.308	.077
Chavez	.200	3	10	2	2	6	1	0	1	1	0	0	0	2	0	4	0	0	0	0	.600	.333
Ellis	.286	2	7	0	2	2	0	0	0	0	0	0	0	0	0	2	0	0	0	0	.286	.286
Jimenez	.000	2	4	0	0	0	0	0	0	0	0	0	0	0	0	1	0	0	0	0	.000	.000
Kendall	.214	3	14	1	3	4	1	0	0	1	0	0	0	0	0	4	0	0	0	1	.286	.214
Kotsay	.143	3	14	2	2	5	0	0	1	2	0	0	0	0	0	2	0	0	1	0	.357	.143
Payton	.333	3	12	3	4	4	0	0	0	0	0	0	0	0	0	1	0	0	0	0	.333	.333
Scutaro	.333	3	12	1	4	8	4	0	0	6	0	0	0	0	0	1	0	0	0	0	.667	.333
Swisher	.300	3	10	3	3	5	2	0	0	1	0	0	0	2	0	2	0	0	0	0	.500	.417
Thomas	.500	3	10	3	5	12	1	0	2	2	0	0	0	2	1	1	0	0	0	0	1.200	.583
Totals	.245	3	106	16	26	50	9	0	5	15	0	0	0	6	1	19	0	0	2	1	.472	.286

PITCHER	W	L	ERA	G	GS	CG	GF	SHO	SV	IP	H	R	ER	HR	HB	BB	IBB	SO	WP	BK	AVG
Calero	1	0	0.00	1	0	0	0	0	0	1.0	0	0	0	0	0	1	0	1	0	0	.000
Duchscherer	0	0	2.25	2	0	0	0	0	0	4.0	1	1	1	1	0	0	0	4	0	0	.077
Haren	1	0	3.00	1	1	0	0	0	0	6.0	9	2	2	1	0	1	0	2	0	0	.375
Loaiza	0	0	3.60	1	1	0	0	0	0	5.0	8	2	2	2	0	0	0	2	0	0	.348
Street	0	0	3.00	3	0	0	3	0	2	3.0	4	1	1	0	0	1	0	1	0	0	.333
Zito	1	0	1.13	1	1	0	0	0	0	8.0	4	1	1	1	0	3	0	1	0	0	.154
Totals	3	0	2.33	3	3	0	3	0	2	27.0	26	7	7	5	0	6	0	11	0	0	.257

Game 1 — October 3
Oakland 3, Minnesota 2

Oakland	ab	r	h	bi
Kendall c	4	0	0	0
Kotsay cf	4	0	1	0
Bradley rf	4	0	0	0
Thomas dh	4	2	3	2
Chavez 3b	4	0	0	0
Payton lf	4	1	1	0
Swisher 1b	3	0	1	0
Scutaro ss	4	0	1	1
Ellis 2b	3	0	0	0
Totals	34	3	7	3

Minnesota	ab	r	h	bi
Castillo 2b	2	0	1	0
Punto 3b	3	0	0	0
Mauer c	3	0	0	0
Cuddyer rf	4	1	1	0
Morneau 1b	4	0	0	0
Hunter cf	4	0	0	1
White lf	4	1	2	1
Nevin dh	3	0	0	0
Bartlett ss	3	0	1	0
Totals	30	2	5	2

Oakland	020	000	001	3	7	0
Minnesota	000	000	101	2	5	2

E – Bartlett, Cuddyer. **DP** - Minnesota 1. **LOB** – Oakland 5, Minnesota 5. **2B** – Scutaro, White, Bartlett. **3B** – Cuddyer. **HR** - Thomas 2, White. **SH** – Punto. **CS** – Castillo.

Oakland	ip	h	r	er	bb	so
Zito (W)	8.0	4	1	1	3	1
Street (S)	1.0	1	1	1	0	0
Minnesota	ip	h	r	er	bb	so
Santana	8.0	5	2	2	1	8
Crain	0.2	2	1	1	0	0
Neshek	0.1	0	0	0	0	1

T – 2:19. **A** – 55,542.

Umpires – Marsh, Danley, Everitt, Rapuano, Tschida, Randazzo.

Game 2 — October 4
Oakland 5, Minnesota 2

Oakland	ab	r	h	bi
Kendall c	5	1	2	1
Kotsay cf	5	1	1	2
Bradley rf	4	0	0	0
Thomas dh	3	0	1	0
Chavez 3b	4	0	0	0
Payton lf	4	0	2	0
Swisher 1b	4	2	2	0
Scutaro ss	4	1	1	1
Ellis 2b	4	0	2	0
Jimenez 2b	0	0	0	0
Totals	37	5	11	4

Minnesota	ab	r	h	bi
Castillo 2b	4	0	1	0
Punto 3b	5	0	1	0
Mauer c	4	0	1	0
Cuddyer rf	4	1	2	1
Morneau 1b	4	1	2	1
Hunter cf	4	0	1	0
White lf	4	0	0	0
Tyner dh	3	0	0	0
Bartlett ss	4	0	1	0
Totals	36	2	9	2

Oakland	000	020	201	5	11	0
Minnesota	000	002	000	2	9	0

DP - Minnesota 1. **LOB** – Oakland 6, Minnesota 9. **2B** – Kendall, Thomas, Swisher 2, Scutaro. **HR** - Kotsay, Cuddyer, Morneau. **SB** – Tyner.

Oakland	ip	h	r	er	bb	so
Loaiza	5.0	8	2	2	0	2
Calero (W)	1.0	0	0	0	1	1
Duchscherer	2.0	0	0	0	0	3
Street (S)	1.0	1	0	0	1	1
Minnesota	ip	h	r	er	bb	so
Bonser	6.0	7	2	2	1	3
Neshek (L)	0.2	1	1	1	0	0
Reyes	0.1	1	1	1	0	0
Rincon	1.1	1	1	1	0	3
Nathan	0.2	1	0	0	0	1

Loaiza pitched to two batters in the 6th.

WP – Nathan.

T – 3:02. **A** – 55,710

Umpires – Danley, Everitt, Rapuano, Tschida, Randazzo, Marsh.

Game 3 — October 6
Oakland 8, Minnesota 3

Minnesota	ab	r	h	bi
Castillo 2b	5	0	1	0
Punto 3b	4	0	1	0
Mauer c	4	0	1	0
Cuddyer rf	4	0	0	0
Morneau 1b	4	2	3	1
Hunter cf	3	1	2	1
White lf	4	0	3	1
Ford pr	0	0	0	0
Tyner dh	3	0	0	0
Bartlett ss	4	0	1	0
Totals	35	3	12	3

Oakland	ab	r	h	bi
Kendall c	5	0	1	0
Kotsay cf	5	1	0	0
Bradley rf	5	1	1	2
Thomas dh	3	1	1	0
Chavez 3b	2	2	2	1
Payton lf	4	2	1	0
Swisher 1b	3	1	0	1
Scutaro ss	4	0	2	4
Jimenez 2b	4	0	0	0
Totals	35	8	8	8

Minnesota	000	101	010	3	12	3
Oakland	022	000	40x	8	8	1

E – Bartlett, Morneau, Radke, Kendall. **DP** – Oakland 2. **LOB** – Minnesota 7, Oakland 7. **2B** – Morneau, Hunter, Chavez, Scutaro 2. **HR** - Morneau, Hunter, Bradley, Chavez. **SH** - Hunter.

Minnesota	ip	h	r	er	bb	so
Radke (L)	4.0	5	4	3	1	2
Perkins	0.1	2	0	0	0	0
Rincon	1.2	0	0	0	0	0
Reyes	0.2	0	2	0	2	0
Crain	0.1	1	2	0	1	1
Guerrier	1.0	0	0	0	0	0
Oakland	ip	h	r	er	bb	so
Haren (W)	6.0	9	2	2	1	2
Duchscherer	2.0	1	1	1	0	1
Street	1.0	2	0	0	0	0

T – 2:55. **A** – 35,694.

Umpires – Everitt, Rapuano, Tschida, Randazzo, Marsh, Danley

2006 ALCS

The A's return to the American League Championship Series for the first time since 1992 and the 11th time overall, but are swept in four games by Detroit. The A's hit .221 in the series and scored just nine runs in the four games. Milton Bradley drives in five of those runs and homers twice while batting a team leading .500. The A's pitching staff allows 22 runs for a 5.71 ERA.

The A's lose Game 1 in Oakland by a score of 5-1. Barry Zito takes the loss, allowing five runs on seven hits in 3 2/3 innings, but the A's bullpen blanks the Tigers the rest of the way. The A's are limited to a run on eight hits by four Detroit pitchers. Milton Bradley homers from both sides of the plate and is 4 for 5 with four RBI in Game 2 but the A's lose, 8-5. Esteban Loaiza allows seven runs on nine hits in six innings for the loss. The series moves to Detroit for Game 3 and Kenny Rogers and the Tigers bullpen shutout the A's on two hits, 3-0. Jason Kendall singles to start the game and Marco Scutaro has a one out single in the fifth for the A's only hits. Rich Harden takes the loss, allowing three runs on five hits and five walks in 5 2/3 innings. The Tigers complete the sweep in Game 4 with a 6-3 win. Milton Bradley and Eric Chavez have RBI doubles in the first inning to give the A's a 2-0 lead and Jay Payton adds a solo home run in the fourth inning to make the score 3-0. Dan Haren shuts out Detroit on two hits over the first four innings before allowing two runs in the fifth and one in the sixth. The game remains tied at three entering the bottom of the ninth when Huston Street allows a two-out three-run home run to Magglio Ordonez for the loss.

FINAL STATISTICS

PLAYER	AVG	G	AB	R	H	TB	2B	3B	HR	RBI	SH	SF	HP	BB	IBB	SO	SB	CS	DP	E	SLG	OBP
Bradley	.500	4	18	4	9	17	2	0	2	5	0	0	0	0	0	2	0	0	1	0	.944	.500
Chavez	.231	4	13	1	3	7	1	0	1	2	0	0	0	2	0	4	0	0	0	1	.538	.333
Jimenez	.167	4	12	0	2	2	0	0	0	0	0	0	0	0	0	2	0	0	1	2	.167	.167
Kendall	.294	4	17	0	5	5	0	0	0	0	0	0	0	2	0	2	0	0	0	0	.294	.368
Kielty	.000	2	2	0	0	0	0	0	0	0	0	0	0	0	0	0	0	0	1	0	.000	.000
Kiger	—	2	0	0	0	0	0	0	0	0	0	0	0	0	0	0	0	0	0	0	—	—
Kotsay	.250	4	16	3	4	6	2	0	0	0	0	0	0	2	0	3	0	0	2	0	.375	.333
Melhuse	.000	1	1	0	0	0	0	0	0	0	0	0	0	0	0	1	0	0	0	0	.000	.000
Payton	.286	4	14	1	4	9	2	0	1	2	0	0	0	1	0	2	0	0	0	0	.643	.333
Scutaro	.067	4	15	0	1	1	0	0	0	0	0	0	0	0	0	3	0	0	1	0	.067	.067
Swisher	.100	4	10	0	1	1	0	0	0	0	0	0	0	5	0	5	0	0	0	0	.100	.400
Thomas	.000	4	13	0	0	0	0	0	0	0	0	0	1	2	0	4	0	0	1	0	.000	.188
Totals	.221	4	131	9	29	48	7	0	4	9	0	0	1	14	0	28	0	0	7	3	.366	.301

PITCHER	W	L	ERA	G	GS	CG	GF	SHO	SV	IP	H	R	ER	HR	HB	BB	IBB	SO	WP	BK	AVG
Blanton	0	0	0.00	1	0	0	1	0	0	2.0	0	0	0	0	0	2	0	2	0	0	.000
Calero	0	0	0.00	3	0	0	1	0	0	2.0	3	0	0	0	0	1	0	1	0	0	.333
Gaudin	0	0	0.00	3	0	0	0	0	0	3.1	2	0	0	0	0	3	1	1	0	0	.182
Harden	0	1	4.76	1	1	0	0	0	0	5.2	5	3	3	1	0	5	0	4	0	0	.238
Haren	0	0	5.40	1	1	0	0	0	0	5.0	7	3	3	1	0	2	0	7	2	0	.333
Kennedy	0	0	0.00	4	0	0	0	0	0	3.2	2	0	0	0	0	2	1	2	1	0	.143
Loaiza	0	1	10.50	1	1	0	0	0	0	6.0	9	7	7	1	0	1	0	5	0	0	.375
Street	0	1	10.80	2	0	0	2	0	0	3.1	4	4	4	2	0	0	0	3	0	0	.308
Zito	0	1	12.27	1	1	0	0	0	0	3.2	7	5	5	2	0	3	0	0	0	0	.389
Totals	0	4	5.71	4	4	0	4	0	0	34.2	39	22	22	7	0	19	2	25	3	0	.285

Game 1 — October 10
Detroit 5, Oakland 1

Game 2 — October 11
Detroit 8, Oakland 5

Game 3 — October 13
Detroit 3, Oakland 0

Detroit	ab	r	h	bi
Granderson cf	5	1	2	0
Polanco 2b	4	0	1	1
Casey 1b	3	0	1	0
Santiago ss	1	0	0	0
Ordonez rf	4	0	1	1
Guillen ss-1b	5	0	1	0
Rodriguez c	5	1	2	1
Monroe lf	4	0	0	0
Thames dh	4	1	0	0
Inge 3b	3	2	3	2
Totals	38	5	11	5

Oakland	ab	r	h	bi
Kendall c	3	0	1	0
Kotsay cf	4	0	1	0
Bradley rf	4	1	2	0
Thomas dh	3	0	0	0
Payton lf	4	0	2	1
Chavez 3b	3	0	1	0
Swisher 1b	3	0	0	0
Scutaro ss	4	0	0	0
Jimenez 2b	4	0	1	0
Totals	32	1	8	1

Detroit	002	300	000	5	11	1
Oakland	000	000	010	1	8	1

E – Guillen, Jimenez. **DP** – Detroit 4. **LOB** – Detroit 11, Oakland 9. **2B** – Granderson, Inge, Bradley, Payton 2. **HR** - Rodriguez, Inge.

Detroit	ip	h	r	er	bb	so
Robertson (W)	5.0	6	0	0	3	4
Rodney	2.0	1	0	0	1	1
Zumaya	1.0	1	1	1	0	0
Jones	1.0	0	0	0	1	0
Oakland	ip	h	r	er	bb	so
Zito (L)	3.2	7	5	5	3	0
Gaudin	1.2	1	0	0	0	1
Kennedy	0.2	1	0	0	0	0
Calero	1.0	2	0	0	0	0
Blanton	2.0	0	0	0	2	2

T – 3:20. **A** – 35,655.
Umpires – Crawford, Wendelstedt, Cousins, Meriwether, Cederstrom, Reilly.

Detroit	ab	r	h	bi
Granderson cf	5	1	2	1
Perez ss	4	0	0	0
Polanco 2b	4	1	3	0
Ordonez rf	5	1	1	0
Guillen 1b	4	1	1	0
Rodriguez c	3	1	0	0
Monroe lf	3	2	2	2
Gomez dh	4	1	2	4
Inge 3b	3	0	0	1
Totals	35	8	11	8

Oakland	ab	r	h	bi
Kendall c	5	0	1	0
Kotsay cf	4	2	3	0
Bradley rf	5	2	4	4
Thomas dh	5	0	0	0
Chavez 3b	4	1	1	1
Payton lf	4	0	1	0
Swisher 1b	3	0	0	0
Scutaro ss	4	0	0	0
Jimenez 2b	3	0	1	0
Melhuse ph	1	0	0	0
Totals	38	5	11	5

Detroit	010	402	001	8	11	0
Oakland	102	001	100	5	11	1

E – Jimenez. **DP** – Oakland 1. **LOB** – Detroit 5, Oakland 8. **2B** – Guillen, Monroe, Kotsay 2. **HR** - Granderson, Gomez, Bradley 2, Chavez. **SH** – Perez. **SF** – Monroe, Inge.

Detroit	ip	h	r	er	bb	so
Verlander (W)	5.1	7	4	4	1	6
Ledezma	1.1	1	1	1	1	1
Grilli	0.1	0	0	0	0	1
Rodney	1.0	0	0	0	0	3
Jones (S)	1.0	3	0	0	0	2
Oakland	ip	h	r	er	bb	so
Loaiza (L)	6.0	9	7	7	1	5
Gaudin	0.2	1	0	0	1	0
Kennedy	1.1	0	0	0	0	1
Street	1.0	1	1	1	0	1

WP– Verlander. **BK** – Verlander.
T – 3:06. **A** – 36,168.
Umpires – Wendelstedt, Cousins, Meriwether, Cederstrom, Reilly, Crawford.

Oakland	ab	r	h	bi
Kendall c	4	0	1	0
Kotsay cf	4	0	0	0
Bradley rf	4	0	0	0
Thomas dh	2	0	0	0
Payton lf	3	0	0	0
Chavez 3b	3	0	0	0
Swisher 1b	1	0	0	0
Scutaro ss	3	0	1	0
Jimenez 2b	2	0	0	0
Kielty ph	1	0	0	0
Kiger 2b	0	0	0	0
Totals	27	0	2	0

Detroit	ab	r	h	bi
Granderson cf	1	1	0	0
Monroe lf	3	2	2	1
Polanco 2b	4	0	2	1
Ordonez rf	4	0	0	1
Guillen 1b	4	0	0	0
Rodriguez c	4	0	0	0
Infante dh	2	0	1	0
Gomez ph-dh	1	0	1	0
Inge 3b	3	0	0	0
Santiago ss	3	0	0	0
Totals	29	3	6	3

Oakland	000	000	000	0	2	0
Detroit	200	010	00x	3	6	0

DP – Oakland 1, Detroit 2. **LOB** – Oakland 3, Detroit 9. **2B** – Polanco. **HR** – Monroe. **SB** – Granderson, Infante.

Oakland	ip	h	r	er	bb	so
Harden (L)	5.2	5	3	3	5	4
Gaudin	1.0	0	0	0	2	0
Kennedy	0.1	0	0	0	0	0
Calero	1.0	1	0	0	0	1
Detroit	ip	h	r	er	bb	so
Rogers (W)	7.1	2	0	0	2	6
Rodney	0.2	0	0	0	0	0
Jones (S)	1.0	0	0	0	0	0

HBP – by Rogers (Thomas).
T – 2:57. **A** – 41,669
Umpires – Cousins, Meriwether, Cederstrom, Reilly, Crawford, Wendelstedt.

Game 4 — October 14
Detroit 6, Oakland 3

Oakland	ab	r	h	bi
Kendall c	5	0	2	0
Kotsay cf	4	1	0	0
Bradley rf	5	1	3	1
Thomas dh	3	0	0	0
Chavez 3b	3	0	1	1
Payton lf	3	1	1	1
Swisher 1b	3	0	1	0
Scutaro ss	4	0	0	0
Jimenez 2b	3	0	0	0
Kielty ph	1	0	0	0
Kiger 2b	0	0	0	0
Totals	34	3	8	3

Detroit	ab	r	h	bi
Granderson cf	4	1	1	1
Monroe lf	4	1	2	1
Polanco 2b	5	1	3	0
Ordonez rf	4	2	2	4
Guillen 1b	3	0	1	0
Rodriguez c	4	0	0	0
Gomez dh	4	0	1	0
Inge 3b	3	1	1	0
Santiago ss	3	0	0	0
Thames ph	1	0	0	0
Totals	35	6	11	6

two outs when winning run scored

Oakland	200	100	000	3	8	1
Detroit	000	021	003	6	11	0

E – Chavez. **DP** – Oakland 2, Detroit 1.

LOB – Oakland 9, Detroit 8. **2B** – Bradley, Chavez, Granderson, Monroe. **HR** – Payton, Ordonez 2.

Oakland	ip	h	r	er	bb	so
Haren	5.0	7	3	3	2	7
Kennedy	1.1	1	0	0	2	1
Calero	0.0	0	0	0	1	0
Street (L)	2.1	3	3	3	0	2
Detroit	ip	h	r	er	bb	so
Bonderman	6.2	6	3	3	2	3
Walker	0.1	0	0	0	0	1
Grilli	0.2	1	0	0	3	0
Ledezma (W)	1.1	1	0	0	0	0

Haren pitched to two batters in the sixth, Calero pitched to one batter in the seventh.

WP – Haren 2, Kennedy, Bonderman.

T – 3:23. **A** – 42,967

Umpires – Meriwether, Cederstrom, Reilly, Crawford, Wendelstedt, Cousins.

2012 ALDS

The A's lose to the Detroit Tigers three games to two in their first postseason appearance in six years. It was the A's sixth ALDS appearance in the last 13 years and their fifth loss, with all the losses going the full five games. The A's pitching staff compiled a 2.89 ERA and walked just seven batters in the five-game series, but the offense hit just .194 and scored 11 runs in the five games. Yoenis Céspedes hit safely in all five games and paces the A's offense with a .316 batting average

The A's lose Game 1 in Detroit, 3-1. Coco Crisp leads off the game with a home run but that is the only run Justin Verlander would allow in seven innings. Jarrod Parker allows a run in the first on a double play, an unearned run in the third and an Alex Avila home run in the fifth. The A's fall behind 2 games to 0 with a 5-4 loss in Game 2. Cliff Pennington breaks a 1-1 tie with a RBI single in the seventh but Sean Doolittle allows two unearned runs in the bottom of the seventh to put Detroit ahead 3-2. The A's then score twice in the eighth when Céspedes scores on a wild pitch and Josh Reddick homers, but the Tigers tie the game in the eighth and win it on a Don Kelly sacrifice fly off Grant Balfour in the ninth. The series moves to Oakland for Game 3 where Brett Anderson combines with three A's relievers on a four-hit, 2-0 shutout. Céspedes has a RBI single in the first and Seth Smith homers in the fifth. In Game 4, the A's trailed 3-1 entering the bottom of the ninth before scoring three times to send the series to a fifth game. Smith ties the game with a two-run double and scores two outs later on a Crisp RBI single. The A's then lose Game 5 in Oakland 6-0 as Verlander tosses a four-hit shutout. Parker makes his second start of the series and loses for the second time, allowing four runs on seven hits in 6.1 innings.

FINAL STATISTICS

PLAYER	AVG	G	AB	R	H	TB	2B	3B	HR	RBI	SH	SF	HP	BB	IBB	SO	SB	CS	DP	E	SLG	OBP
Céspedes	.316	5	19	1	6	7	1	0	0	2	0	0	0	2	0	2	2	0	0	0	.368	.381
Crisp	.182	5	22	3	4	7	0	0	1	2	0	0	0	0	0	2	0	0	0	1	.318	.182
Donaldson	.294	5	17	1	5	6	1	0	0	0	0	0	0	1	0	4	0	0	1	.353	.333	
Drew	.211	5	19	0	4	6	2	0	0	1	0	0	0	2	0	7	0	0	0	1	.316	.286
Gomes	.000	1	1	0	0	0	0	0	0	0	0	0	0	0	0	0	0	0	0	0	.000	.000
Kottaras	.000	4	4	0	0	0	0	0	0	0	1	0	0	0	0	2	0	0	0	0	.000	.000
Moss	.133	5	15	0	2	2	0	0	0	0	0	0	1	2	0	7	0	0	0	.133	.278	
Norris	.083	5	12	0	1	1	0	0	0	0	0	0	0	0	0	6	0	1	0	.083	.083	
Pennington	.286	5	14	1	4	4	0	0	0	1	0	0	0	3	0	4	0	0	0	.286	.412	
Reddick	.118	5	17	2	2	5	0	0	1	1	0	0	0	1	0	10	0	0	1	.294	.167	
Smith	.133	5	15	3	2	6	1	0	1	3	0	0	1	3	0	6	0	0	0	.400	.316	
Totals	.194	5	155	11	30	44	5	0	3	10	1	0	2	14	0	50	2	1	2	3	.284	.269

PITCHER	W	L	ERA	G	GS	CG	GF	SHO	SV	IP	H	R	ER	HR	HB	BB	IBB	SO	WP	BK	AVG
Anderson	1	0	0.00	1	1	0	0	0	0	6.0	2	0	0	0	0	2	0	6	0	0	.105
Balfour	0	1	5.40	2	0	0	2	0	1	1.2	3	1	1	0	0	1	1	2	0	0	.500
Blevins	0	0	0.00	3	0	0	1	0	0	3.2	1	0	0	0	0	0	0	0	0	0	.083
Cook	1	0	8.10	4	0	0	1	0	0	3.1	4	3	3	0	1	1	0	4	1	0	.308
Doolittle	0	0	3.38	3	0	0	0	0	0	2.2	5	3	1	0	0	0	0	5	0	0	.385
Griffin	0	0	3.60	1	1	0	0	0	0	5.0	7	2	2	1	0	0	0	1	0	0	.350
Milone	0	0	1.50	1	1	0	0	0	0	6.0	5	1	1	0	1	1	0	6	1	0	.217
Neshek	0	0	0.00	1	0	0	0	0	0	0.2	0	0	0	0	0	0	0	1	0	0	.000
Parker	0	2	4.26	2	2	0	0	0	0	12.2	14	7	6	1	1	2	0	11	2	0	.286
Scribner	0	0	0.00	1	0	0	1	0	0	2.0	0	0	0	0	0	0	0	3	0	0	.000
Totals	2	3	2.89	5	5	0	5	1	1	43.2	41	17	14	2	3	7	1	39	4	0	.252

Game 1 — October 6
Detroit 3, Oakland 1

Game 2 — October 7
Detroit 5, Oakland 4

Game 3 — October 9
Oakland 2, Detroit 0

Oakland	ab	r	h	bi
Crisp cf	4	1	1	0
Drew ss	4	0	1	0
Céspedes lf	3	0	1	0
Moss 1b	4	0	0	0
Reddick rf	3	0	0	0
Donaldson 3b	4	0	0	0
Smith dh	3	0	0	0
Norris c	3	0	0	0
Kottaras ph	1	0	0	0
Pennington 2b	2	0	1	0
Totals	31	1	4	1

Oakland	ab	r	h	bi
Crisp cf	5	0	1	0
Drew ss	5	0	1	0
Céspedes lf	5	1	2	1
Moss 1b	3	0	1	0
Reddick rf	4	1	1	1
Donaldson 3b	3	0	1	0
Smith dh	2	1	0	0
Kottaras c	2	0	0	0
Norris ph-c	1	0	0	0
Pennington 2b	3	1	2	1
Totals	33	4	9	3

Detroit	ab	r	h	bi
Jackson cf	3	0	0	0
Infante 2b	4	0	0	0
Cabrera 3b	4	0	1	0
Fielder 1b	4	0	0	0
Young dh	3	0	1	0
Peralta ss	2	0	2	0
Dirks lf	3	0	0	0
Garcia rf	3	0	0	0
Laird c	3	0	0	0
Totals	29	0	4	0

Detroit	ab	r	h	bi
Jackson cf	4	1	1	0
Berry lf	3	0	2	0
Garcia ph-rf	1	0	0	0
Cabrera 3b	3	0	0	0
Fielder 1b	4	0	0	0
Young dh	2	0	0	0
Dirks rf-lf	3	0	1	0
Peralta ss	3	0	0	0
Avila c	3	1	2	1
Infante 2b	3	1	1	0
Totals	29	3	7	1

Detroit	ab	r	h	bi
Jackson cf	5	1	1	0
Infante 2b	5	2	2	0
Cabrera 3b	5	1	3	0
Fielder 1b	4	0	1	0
Young dh	4	0	1	1
Kelly pr-dh	0	1	0	1
Peralta ss	4	0	2	0
Worth pr-ss	0	0	0	0
Dirks lf-rf	3	0	1	0
Garcia rf	2	0	0	0
Berry ph-lf	1	0	0	0
Laird c	2	0	0	0
Avila ph-c	1	0	0	0
Totals	36	5	11	2

Oakland	ab	r	h	bi
Crisp cf	4	1	1	0
Drew ss	2	0	0	0
Céspedes lf	4	0	1	1
Moss 1b	3	0	0	0
Reddick rf	3	0	0	0
Donaldson 3b	3	0	2	0
Smith dh	3	1	1	1
Norris c	3	0	0	0
Pennington 2b	2	0	0	0
Totals	27	2	5	2

Detroit	000	000	000	0	4	0
Oakland	100	010	00x	2	5	0

DP – Detroit 1, Oakland 2. **LOB** – Detroit 4, Oakland 4. **HR** – Smith. **CS** – Norris.

E – Parker. **DP** – Oakland 1. **LOB** – Oakland 7, Detroit 4. **2B** – Drew, Jackson, Infante. **HR** – Crisp, Avila. **SB** – Berry. **CS** – Young.

two outs when winning run scored
Oakland 001 000 120 4 9 1
Detroit 001 000 211 5 11 0

Oakland	ip	h	r	er	bb	so
Parker (L)	6.1	7	3	2	1	5
Neshek	0.2	0	0	0	0	1
Blevins	1.0	0	0	0	0	0
Detroit	ip	h	r	er	bb	so
Verlander (W)	7.0	3	1	1	4	11
Benoit	1.0	1	0	0	0	1
Valverde (S)	1.0	0	0	0	0	2

E – Crisp. **DP** – Detroit 1. **LOB** – Oakland 8, Detroit 10. **2B** – Cabrera 2. **HR** – Reddick. **SB** – Céspedes 2. **SH** – Kottaras, Dirks. **SF** – Kelly.

Oakland	ip	h	r	er	bb	so
Milone	6.0	5	1	1	1	6
Doolittle	1.0	2	2	0	0	2
Cook	1.0	2	1	1	0	2
Balfour (L)	0.2	2	1	1	1	1
Detroit	ip	h	r	er	bb	so
Fister	7.0	6	2	2	2	8
Benoit	1.0	2	2	2	0	0
Coke	0.2	1	0	0	1	1
Albuquerque (W)	0.1	0	0	0	0	0

Detroit	ip	h	r	er	bb	so
Sanchez (L)	6.1	5	2	2	2	3
Dotel	0.2	0	0	0	0	1
Coke	0.2	0	0	0	1	0
Porcello	0.1	0	0	0	0	0
Oakland	ip	h	r	er	bb	so
Anderson (W)	6.0	2	0	0	2	6
Cook	1.0	1	0	0	0	1
Doolittle	1.0	0	0	0	0	3
Balfour (S)	1.0	1	0	0	0	1

T – 2:33. **A** – 37,090.
Umpires – DeMuth, Cooper, Bell, Barry, Reynolds, Wegner.

HBP – Young (by Parker).
T – 2:56. **A** – 43,323.
Umpires – Reynolds, Wegner, DeMuth, Cooper, Bell, Barry

HBP – Moss (by Fister), Smith (by Fister), Laird (by Milone). **WP** – Milone, Cook, Benoit.
T – 3:28. **A** – 40,684.
Umpires – Wegner, DeMuth, Cooper, Bell, Barry, Reynolds.

Game 4 — October 10
Oakland 4, Detroit 3

Game 5 — October 11
Detroit 6, Oakland 0

Detroit	ab	r	h	bi	Detroit	ab	r	h	bi
Jackson cf	3	0	1	1	Jackson cf	5	2	2	2
Berry lf	3	0	0	0	Berry lf	3	1	1	0
Garcia ph-rf	1	0	1	1	Garcia rf	0	0	0	0
Cabrera 3b	4	0	1	0	Cabrera 3b	4	0	0	1
Fielder 1b	4	1	2	1	Fielder 1b	5	0	1	1
Young dh	4	0	1	0	Young dh	4	0	1	1
Dirks rf-lf	4	0	2	0	Dirks rf-lf	4	0	1	0
Peralta ss	4	0	0	0	Peralta ss	4	1	1	0
Avila c	4	1	1	0	Avila c	4	0	0	0
Infante 2b	2	1	1	0	Infante 2b	3	2	2	0
Totals	33	3	10	3	Totals	36	6	9	5

Oakland	ab	r	h	bi	Oakland	ab	r	h	bi
Crisp cf	5	1	1	1	Crisp cf	4	0	0	0
Drew ss	4	0	2	1	Drew ss	4	0	0	0
Céspedes lf	3	0	1	0	Céspedes lf	4	0	1	0
Moss 1b	3	0	0	0	Smith dh	4	0	0	0
Reddick rf	4	1	1	0	Reddick rf	3	0	0	0
Donaldson 3b	4	1	1	0	Donaldson 3b	3	0	1	0
Smith dh	3	1	1	2	Moss 1b	2	0	1	0
Norris c	3	0	1	0	Norris c	2	0	0	0
Kottaras ph	1	0	0	0	Gomes ph	1	0	0	0
Pennington 2b	4	0	0	0	Kottaras c	0	0	0	0
Totals	34	4	8	4	Pennington 2b	3	0	1	0
					Totals	30	0	4	0

two outs when winning run scored

Detroit	001	100	010	3	10	Detroit	002	000	400	6	9	0
Oakland	000	001	003	4	8	Oakland	000	000	000	0	4	1

E – Fielder. **DP** – Oakland 2. **LOB** – Detroit 5, Oakland 7. **2B** – Dirks, Avila, Drew, Donaldson, Smith. **HR** – Fielder. **SH** – Jackson, Infante.

E – Drew. **LOB** – Detroit 7, Oakland 4. **2B** – Jackson, Berry, Céspedes. **SB** – Dirks, Peralta, Infante. **SH** – Berry.

Detroit	ip	h	r	er	bb	so
Scherzer	5.1	3	1	0	1	8
Dotel	0.1	0	0	0	1	1
Coke	0.1	0	0	0	0	0
Albuquerque	1.0	0	0	0	0	1
Benoit	1.0	1	0	0	1	1
Valverde (L)	0.2	4	3	3	0	1
Oakland	ip	h	r	er	bb	so
Griffin	5.0	7	2	2	0	1
Blevins	2.0	0	0	0	0	0
Doolittle	0.2	3	1	1	0	0
Cook (W)	1.1	0	0	0	0	1

Detroit	ip	h	r	er	bb	so
Verlander (W)	9.0	4	0	0	1	11
Oakland	ip	h	r	er	bb	so
Parker (L)	6.1	7	4	4	1	6
Cook	0.0	1	2	2	1	0
Blevins	0.2	1	0	0	0	0
Scribner	2.0	0	0	0	0	3

Cook pitched to three batters in the 7th
HBP – Cabrera (by Cook). **WP** – Parker 2.
T – 2:56. **A** – 36,393.
Umpires – Bell, Barry, Reynolds, Wegner, DeMuth, Cooper.

Griffin pitched to one batter in the 6th.
WP – Scherzer.
T – 3:21. **A** – 36,385.
Umpires – Cooper, Bell, Barry, Reynolds, Wegner, DeMuth.

ATHLETICS ALL-TIME ROSTER

A	Bailey, Andrew 2009-11	Bevan, Hal 1952-55	Bradley, Milton 2006-07
Abad, Andy 2001	Bailey, Gene 1917	Biasatti, Hank 1949	Bradshaw, Dallas 1917
Abbott, Glenn 1973-76	Baines, Harold 1990-92	Bigbee, Lyle 1920	Brancato, Al 1939-41, 45
Abbott, Kurt 1993, 98	Bair, Doug 1977, 86	Billings, Bruce 2011	Branom, Dud 1927
Aber, Al 1957	Baisley, Jeff 2008	Binks, George 1947-48	Brant, Marshall 1983
Abernathy, Tal 1942-44	Baker, Bock 1901	Birtsas, Tim 1985-86	Brazill, Frank 1921-22
Accardo, Jeremy 2012	Baker, Dusty 1985-86	Bishop, Bill 1921	Breckinridge, Bill 1929
Acosta, Merito 1918	Baker, Frank 1908-14	Bishop, Charlie 1952-55	Breslow, Craig 2009-11
Acre, Mark 1994-97	Baker, Neal 1927	Bishop, Max 1924-33	Bressler, Rube 1914-16
Adams, Dick 1947	Baker, Scott 1995	Bitker, Joe 1990	Brewer, Billy 1997
Adams, Mike 1978	Baker, Steve 1982-83	Black, Don 1943-45	Brickley, George 1913
Adams, Willie 1918-19	Balfour, Grant 2011-12	Blackley, Travis 2012	Briggs, John 1960
Adams, Willie 1996-97	Bando, Chris 1989	Blackwell, Ewell 1955	Briscoe, John 1991-96
Adkins, Dick 1942	Bando, Sal 1966-76	Blaeholder, George 1935	Brissee, Lou 1947-51
Afenir, Troy 1990-91	Bankston, Everett 1915	Blair, Buddy 1942	Brito, Tilson 1997
Aker, Jack 1964-68	Bankston, Wes 2008	Blake, Ed 1957	Broberg, Pete 1978
Akerfelds, Darrel 1986	Barbee, Dave 1926	Blanchard, Johnny 1965	Brooks, Bobby 1969-72
Aldrete, Mike 1993-95	Barna, Babe 1937-38	Blanco, Gil 1966	Brosius, Scott 1991-97
Alexander, Gary 1978	Barr, Scotty 1908-09	Blankenship, Lance 1988-93	Brothers, Art 1906
Alexander, Matt 1975-77	Barrett, Bill 1921	Blanton, Joe 2004-08	Brown, Andrew 2007-08
Allen, Bob 1919	Barrett, Dick 1933	Blasingame, Don 1966	Brown, Boardwalk 1911-14
Allen, Brandon 2011-12	Barry, Hardin 1912	Blefary, Curt 1971-72	Brown, Boardwalk 1982
Allen, Dick 1977	Barry, Jack 1908-15	Blemker, Ray 1960	Brown, Dee 2007
Allison, Dana 1991	Barthold, John 1904	Blevins, Jerry 2007-12	Brown, Emil 2008
Almon, Bill 1983-84	Bartley, Bill 1906-07	Blowers, Mike 1998	Brown, Jeremy 2006
Alou, Felipe 1970-71	Bartling, Irv 1938	Blue, Bert 1908	Brown, Jim 1916
Alou, Jesus 1973-74	Barton, Daric 2007-12	Blue, Vida 1969-77	Brown, Larry 1971-72
Alou, Matty 1972	Barton, Harry 1905	Boak, Chet 1960	Brown, Norm 1943, 46
Alston, Dell 1978	Bass, Norm 1961-63	Boardman, Charlie 1913-14	Brown, Ollie 1972
Alusik, George 1962-64	Bates, Charlie 1927	Bocachica, Hiram 2005-07	Browne, Jerry 1992-93
Alyea, Brant 1972	Bates, Ray 1917	Bochte, Bruce 1984-86	Bruce, Lou 1904
Ambler, Wayne 1937-39	Bathe, Bill 1986	Bodie, Ping 1917	Brucker, Earle 1937-40, 43
Ancker, Walter 1915	Batista, Tony 1996-97	Boever, Joe 1993	Brucker, Earle 1948
Anderson, Brett 2009-12	Battle, Allen 1996	Bogle, Warren 1968	Buggy, Frank 1922-24
Anderson, Dwain 1971-72	Batton, Chris 1976	Bohen, Pat 1913	Brumley, Mike 1994
Anderson, Walter 1917, 19	Bauer, Hank 1960-61	Boley, Joe 1927-32	Brunet, George 1956-57,
Andrews, Elbert 1925	Bauer, Lou 1918	Bollweg, Don 1954-55	59-60
Andrews, Mike 1973	Baumgartner, Stan 1924-26	Bonner, Frank 1902	Bryan, Billy 1961-66
Andujar, Joaquin 1986-87	Baxes, Mike 1956, 58	Bonser, Boof 2010	Bryant, Derek 1979
Appier, Kevin 1999-00	Baylor, Don 1976, 88	Boone, Dan 1919	Buck, Travis 2007-10
Applegate, Fred 1904	Beane, Billy 1989	Boone, Ray 1959	Budaska, Mark 1978, 81
Archer, Fred 1936-37	Beard, Dave 1980-83	Bordi, Rich 1980-81, 88	Bullock, Red 1936
Archer, Jim 1961-62	Becker, Rich 1999-00	Bordick, Mike 1990-96	Burgmeier, Tom 1983-84
Armas, Marcos 1993	Beckmann, Bill 1939-42	Bosetti, Rick 1981-82	Burgo, Bill 1943-44
Armas, Tony 1977-82	Belitz, Todd 2000	Bosman, Dick 1975-76	Burke, Glenn 1978-79
Armbruster, Harry 1906	Bell, Kevin 1982	Bostick, Henry 1915	Burnette, Wally 1956-58
Armstrong, George 1946	Bella, Zeke 1959	Bournigal, Rafael 1996-98	Burns, Dennis 1923-24
Armstrong, Howard 1911	Bellhorn, Mark 1997-98,	Bourque, Pat 1973-74	Burns, George 1918-20, 29
Arndt, Larry 1989	00-01	Bowen, Rob 2007-08	Burns, Joe 1944-45
Arntzen, Ori 1943	Bender, Chief 1903-14	Bowers, Cedrick 2010	Burns, Todd 1988-91
Arroyo, Fernando 1982, 86	Benson, Vern 1943, 46	Bowie, Jim 1994	Burris, Ray 1984
Astroth, Joe 1945-46, 50-56	Benton, Al 1934-35	Bowie, Micah 2002-03	Burroughs, Jeff 1982-84
Atherton, Keith 1983-86	Berger, Johnny 1922	Bowles, Charlie 1943, 45	Burrows, John 1943
Atkins, Tommy 1909-10	Bernazard, Tony 1987	Bowlin, Weldon 1967	Burrus, Dick 1919-20
Azcue, Joe 1962-63	Bernhard, Bill 1901-02	Bowman, Joe 1932	Burtschy, Moe 1950-51,
	Berroa, Geronimo 1994-97	Bowsfield, Ted 1963-64	54-56
	Berry, Charlie 1925,	Boyd, Bob 1961	Busch, Ed 1943-45
	34-36, 38	Boyer, Clete 1955-57	Buschhorn, Don 1965
	Berry, Claude 1906-07	Boyer, Cloyd 1955	Bush, Joe 1912-17, 28
	Berry, Joe 1944-46	Braden, Dallas 2007-11	Buxton, Ralph 1938
	Bertoia, Reno 1961	Bradford, Bill 1956	Bynum, Freddie 2005
	Besse, Herman 1940-43, 46	Bradford, Chad 2001-04	Byrd, Harry 1950, 52-53
	Bettendorf, Jeff 1984	Bradley, Bert 1983	Byrnes, Eric 2000-05

Byrnes, Jim.....1906

C

Cabrera, Orlando.....2009
Cadaret, Greg.....1987-89
Cahill, Trevor.....2009-11
Cain, Sugar.....1932-35
Calero, Kiko.....2005-08
Caligiuri, Fred.....1941-42
Callahan, Ben.....1983
Callaway, Frank.....1921-22
Camacho, Ernie.....1980
Cameron, Kevin.....2009
Campaneris, Bert...1964-76
Campbell, Kevin....1991-93
Candiotti, Tom.....1998-99
Canseco, Jose...1985-92, 97
Canseco, Ozzie.....1990
Cantrell, Guy.....1927
Carey, Andy.....1960-61
Carignan, Andrew...2011-12
Carr, Charlie.....1901
Carrasquel, Chico...1958
Carroll, Doc.....1916
Carroll, Tom.....1959
Carson, Matt.....2009-10
Carter, Chris.....2010-12
Carter, Nick.....1908
Carter, Sol.....1931
Carty, Rico.....1973, 78
Cascarella, Joe.....1934-35
Casilla, Santiago...2004-09
Caster, George.....1934-35, 37-40
Castiglia, Jim.....1942
Castillo, Alberto.....2005
Castro, Luis.....1902
Castro, Ramon.....2004
Cater, Danny.....1966-69
Caudill, Bill.....1984, 87
Caulfield, Jake.....1946
Causey, Wayne.....1961-66
Ceccarelli, Art.....1955-56
Cepeda, Orlando.....1972
Cerv, Bob.....1957-60
Céspedes, Yoenis...2012
Cey, Ron.....1987
Chalk, Dave.....1979
Chant, Charlie.....1975
Chapman, Fred.....1939-41
Chapman, John.....1924
Chapman, Sam.....1938-41, 45-51
Charles, Ed.....1962-67
Chavarria, Ossie...1966-67
Chavez, Eric.....1998-2010
Chavez, Jesse.....2012
Chiti, Harry.....1958-60
Chitren, Steve.....1990-91
Chouinard, Bobby...1996
Christenson, Ryan...1998-01
Christopher, Russ...1942-47
Cias, Darryl.....1983
Cicero, Joe.....1945
Cihocki, Ed.....1932-33
Cimoli, Gino.....1962-64
Ciola, Lou.....1943

Cipriani, Frank.....1961
Cissell, Bill.....1937
Clark, Allie.....1951-53
Clark, Doug.....2006
Clark, Jermaine.....2005
Clark, Ron.....1971-72
Claset, Gowell.....1933
Clinton, Lou.....1965
Clyde, Tom.....1943
Coakley, Andy.....1902-06
Cobb, Ty.....1927-28
Cochrane, Mickey...1925-33
Codiroli, Chris.....1982-87
Colangelo, Mike.....2002
Colavito, Rocky.....1964
Colbert, Nate.....1976
Coleman, Ed.....1932-35
Coleman, Joe.....1942, 46-51, 53
Coleman, Joe.....1977-78
Coleman, Ray.....1948
Coleman, Rip.....1957, 59
Collamore, Allan...1911
Collins, Dave.....1985
Collins, Eddie.....1906-14, 27-30
Collins, Eddie...1939, 41-42
Collins, Jimmy.....1907-08
Collins, Zip.....1921
Colón, Bartolo.....2012
Cone, Bob.....1915
Conigliaro, Billy.....1973
Connelly, Bill.....1945
Connelly, Steve.....1998
Conrad, Brooks.....2008
Conroy, Bill.....1935-37
Conroy, Tim.....1978, 82-85
Consolo, Billy.....1962
Conway, Owen.....1915
Cook, Ryan.....2012
Coombs, Bobby.....1933
Coombs, Jack.....1906-14
Cooper, Pat.....1946-47
Cooper, Art.....1915
Corsi, Jim.....1988-89, 92, 95-96
Cosey, Ray.....1980
Cottrell, Ensign.....1913
Coughtry, Marlan...1962
Courtney, Clint.....1961
Coveleski, Stan.....1912
Covington, Wes.....1961
Cowgill, Collin.....2012
Cox, Glenn.....1955-58
Cox, Jeff.....1980-81
Coyne, Toots.....1914
Crabb, Roy.....1912
Craddock, Walt...1955-56, 58
Craig, George.....1907
Cramer, Bobby.....2010-11
Cramer, Doc.....1929-35
Crane, Sam.....1914-16
Crawford, Willie...1977
Crimian, Jack.....1956
Crisp, Coco.....2010-12
Cronin, Jim.....1929
Crosby, Bobby.....2003-09

Cross, Lave.....1901-05
Cross, Monte.....1902-07
Crowell, Cap.....1915-16
Crowson, Woody.....1945
Cruthers, Press.....1913-14
Cruz, Fausto.....1994-95
Cruz, Juan.....2005
Cullen, Tim.....1972
Culler, Dick.....1936
Cunningham, Aaron 2008-09
Cunningham, Mike...1906
Curry, Jim.....1909
Cust, Jack.....2007-10

D

D'Acquisto, John...1982
Daley, Bud.....1958-61
Daley, Pete.....1960
Daley, Tom.....1913-14
Daly, Bert.....1903
Damon, Johnny.....2001
Damrau, Harry.....1915
Daney, Art.....1928
Danforth, Dave.....1911-12
Danner, Buck.....1915
Darling, Ron.....1991-95
Davalillo, Vic.....1973-74
DaVanon, Jeff.....2007
Davidson, Claude...1918
Davies, Chick.....1914-15
Davis, Bob.....1958, 60
Davis, Bud.....1915
Davis, Crash.....1940-42
Davis, Harry...1901-11, 13-17
Davis, Mike.....1980-87
Davis, Rajai.....2008-10
Davis, Storm.....1987-89, 93
Davis, Tod.....1949, 51
Davis, Tommy.....1970-71
Dawley, Bill.....1989
Dean, Chubby.....1936-41
DeJesus, David.....2011
Del Greco, Bobby...1961-63
De Los Santos, Fautino.....2011-12
Delsing, Jim.....1960
DeMaestri, Joe.....1953-59
DeMars, Billy.....1948
Denorfia, Chris.....2008-09
Derrick, Claud.....1910-12
Dery, Russ.....1946
Desautels, Gene.....1946
DeShong, Jimmie...1932
Devine, Joey.....2008, 11
Dickson, Jim.....1965-66
Dickson, Murry.....1958-59
Dietrich, Bill...1933-36, 47-48
Dillinger, Bob.....1950
Dilone, Miguel.....1978-79
DiNardo, Lenny.....2007-08
Ditmar, Art...1954-56, 61-62
Divis, Moxie.....1916
Dixon, Sonny.....1954-55
Dobson, Chuck...1966-71, 73
Dolan, Joe.....1901
Donahue, Pat.....1910

Donaldson, John...1966-70, 74
Donaldson, Josh...2010, 12
Doolittle, Sean.....2012
Dotel, Octavio.....2004-05
Dougherty, Jim.....1998
Dowd, Snooks.....1919
Downing, Al.....1970
Downs, Kelly.....1992-93
Doyle, Brian.....1981
Doyle, Carl.....1935-36
Dozier, Tom.....1986
Drabowsky, Moe.....1962-65
Drake, Larry.....1945
Dressendorfer, Kirk.....1991
Drew, Stephen.....2012
Driscoll, Jim.....1970
Driscoll, Michael.....1916
Drumright, Keith...1981
Duchscherer, Justin 2003-08, 10
Duckworth, Jim.....1966
Dugan, Joe.....1917-21
Duggleby, Bill.....1902
Duliba, Bob.....1967
Duncan, Dave...1964, 67-72
Duncan, Taylor.....1978
Dunning, Steve.....1977
Durazo, Erubiel...2003-05
Duren, Ryne.....1957
Durham, Ray.....2002
Duser, Carl.....1956, 58
Dye, Jermaine.....2001-04
Dyert, Jimmy.....1905-10
Dykes, Jimmie.....1918-32

E

Earnshaw, George...1928-33
Easterling, Paul.....1938
Eaves, Vallie.....1935
Eccles, Harry.....1915
Eckersley, Dennis...1987-95
Eckert, Charlie...1919-20, 22
Eddy, Chris.....1995
Edgerton, Bill.....1966-67
Edwards, Doc.....1963-65
Edwards, Mike.....1978-80
Edwards, Mike.....2003
Edwards, Ralph.....1915
Egan, Ben.....1908, 12
Ehmke, Howard.....1926-30
Elliott, Randy.....1980
Ellis, Dock.....1977
Ellis, Mark...2002-03, 05-11
Ely, Bones.....1901
Embree, Alan.....2007-08
Emerson, Chester...1911-12
Engle, Charlie...1925-26
Epps, Hal.....1944
Epstein, Mike.....1971-72
Eschen, Larry.....1942
Esposito, Sammy...1963
Essegian, Chuck...1961, 63
Essian, Jim.....1978-80, 84
Estalella, Bobby 1943-45, 49
Etherton, Seth.....2005
Etten, Nick.....1938-39

Athletics All-Time Roster, continued

Eveland, Dana 2008-09
 Everidge, Tommy 2009
 Ewoldt, Art 1919

F

Fagan, Everett 1943, 46
 Fahey, Frank 1918
 Fahey, Howard 1912
 Fain, Ferris 1947-52
 Fairbank, Jim 1903-04
 Fairly, Ron 1976
 Falkenberg, Cy 1917
 Fanovich, Frank 1953
 Farmer, Ed 1983
 Fasano, Sal 2000-01
 Fazio, Ernie 1966
 Fermin, Ramon 1995
 Fernandez, Frank ... 1970-71
 Ferrazzi, Bill 1935
 Ferrick, Tom 1941
 Fetters, Mike 1998
 Fetzer, Willy 1906
 Figueroa, Ed 1981
 Figueroa, Pedro 2012
 Fikac, Jeremy 2003
 Files, Eddie 1908
 Fillingim, Dana 1915
 Fingers, Rollie 1968-76
 Finigan, Jim 1954-56
 Fink, Herman 1935-37
 Finney, Lou 1931, 33-39
 Fiorentino, Jeff 2008
 Fischer, Bill 1961-63
 Flater, Jack 1908
 Fletcher, Paul 1996
 Flick, Elmer 1902
 Flick, Lew 1943-44
 Flohr, Mort 1934
 Flores, Jesse 1943-47
 Flores, Jose 2002
 Flores, Ron 2005-07
 Flythe, Stu 1936
 Foiles, Hank 1960
 Fosse, Ray 1973-75
 Foulke, Keith 2003, 08
 Fowler, Dick. 1941-42, 45-52
 Fox, Eric 1992-94
 Fox, Jack 1908
 Fox, Jake 2010
 Fox, Nellie 1947-49
 Foxx, Jimmie 1925-35
 Francona, Tito 1969-70
 Franks, Herman 1947-48
 Fraser, Chick 1901
 Freeman, Harvey 1921
 Freeman, Mark 1959
 Freitas, Tony 1932-33
 French, Pat 1917
 French, Walter .. 1923, 25-29
 Fricano, Marion 1952-55
 Fritz, Charlie 1907
 Fritz, Harry 1913
 Fuentes, Brian 2011-12
 Fuentes, Tito 1978
 Fuhrman, Ollie 1922

Fulghum, Dot 1921
 Fultz, Dave 1901-02
 Furmaniak, J.J. 2007
 Fyhrie, Mike 2001-02

G

Galan, Augie 1949
 Gallagher, Sean 2008-09
 Gallego, Mike 1985-91, 95
 Galloway, Chick 1919-27
 Ganley, Bob 1909
 Gant, Ron 2001, 03
 Gantenbein, Joe 1939-40
 Garbark, Bob 1944
 Gardaparra, Nomar 2009
 Gardner, Larry 1918
 Gardner, Rob 1971, 73
 Garner, Phil 1973-76
 Garrett, Adrian 1971-72
 Garrison, Ford 1944-46
 Garrison, Webster 1996
 Garver, Ned 1957-60
 Gassaway, Charlie 1945
 Gates, Brent 1993-96
 Gaudin, Chad 2006-08, 10
 Gautreau, Doc 1925
 Geary, Bob 1918-19
 Geier, Phil 1901
 Gentile, Jim 1964-65
 George, Alex 1955
 George, Greek 1945
 Gerkin, Steve 1945
 German, Esteban 2002-04
 Giambi, Jason 1995-01, 09
 Giambi, Jeremy 2000-02
 Gibson, Charlie 1924
 Giebel, Joe 1913
 Giel, Paul 1961
 Giese, Dan 2009
 Giggie, Bob 1960, 62
 Ginsberg, Joe 1956
 Ginter, Keith 2005
 Giordano, Tommy 1953
 Giusti, Dave 1977
 Glass, Tom 1925
 Glynn, Ryan 2005
 Godfrey, Graham 2011-12
 Gomes, Jonny 2012
 Gonzalez, Carlos 2008
 Gonzalez, Edgar 2009
 Gonzalez, Gio 2008-11
 Gonzalez, Orlando 1980
 Gooch, Lee 1917
 Goodwin, Danny 1982
 Gorman, Tom 1955-59
 Gosger, Jim 1966-68
 Gossage, Rich 1992-93
 Grabarkewitz, Billy 1975
 Grabowski, Jason 2002-03
 Graff, Milt 1957-58
 Grant, Mudcat 1970-71
 Gray, Dolly 1924-27
 Gray, Jeff 2008-09
 Gray, Johnny 1954-55
 Green, Dick 1963-74

Green, Joe 1924
 Gregg, Vean 1918
 Grevell, Bill 1919
 Grieve, Ben 1997-00
 Griffeth, Lee 1946
 Griffin, A.J. 2012
 Griffin, Alfredo 1985-87
 Griffin, Ivy 1919-21
 Griffin, Pug 1917
 Grilli, Guido 1966
 Grim, Bob 1958-59, 62
 Grimes, Oscar 1946
 Grimm, Charlie 1916
 Groh, Lew 1919
 Groom, Buddy 1996-99
 Gross, Gabe 2010
 Gross, Wayne 1976-83, 86
 Groth, Johnny 1956-57
 Grove, Lefty 1925-33
 Grover, Roy 1916-17, 19
 Grunwald, Al 1959
 Grzenda, Joe 1964, 66
 Guerra, Mike 1947-50
 Guerrero, Mario 1978-80
 Guillen, Jose 2003
 Guintini, Ben 1950
 Gumpert, Randy 1936-38
 Guthrie, Mark 2001
 Guzman, Johnny 1991-92

H

Haas, Bruno 1915
 Haas, Moose 1986-87
 Haas, Mule 1928-32, 38
 Hadley, Bump 1941
 Hadley, Kent 1958-59
 Haefner, Bill 1915
 Hairston, Scott 2009
 Halama, John 2003
 Hale, Sammy 1923-29
 Haley, Ray 1916-17
 Hall, Dick 1960
 Hall, Irv 1943-46
 Halsey, Brad 2006
 Hamilton, Dave 1972-75,
 79-80
 Hamilton, Tom 1952-53
 Hamlin, Ken 1960
 Hamlin, Luke 1944
 Hammond, Chris 2004
 Hamner, Granny 1962
 Hancken, Buddy 1940
 Hancock, Garry 1983-84
 Handley, Gene 1946-47
 Handrahan, Vern ... 1964, 66
 Haney, Larry. 1969-70, 72-76
 Hankins, Jay 1961, 63
 Hanna, Preston 1982
 Hannahan, Jack 2007-09
 Hannifin, Jack 1906
 Harang, Aaron 2002-03
 Harden, Rich 2003-08, 11
 Haren, Dan 2005-07
 Harikkala, Tim 2005
 Harkey, Mike 1995

Harper, Brian 1987, 95
 Harper, Jack 1915
 Harper, Tommy 1975
 Harrell, Slim 1912
 Harrelson, Ken 1963-67
 Harrington, Bill .. 1953, 55-56
 Harris, Bob 1942
 Harris, Bubba ... 1948-49, 51
 Harris, Lum 1941-44, 46
 Harris, Reggie 1990-91
 Harris, Spencer 1930
 Harrison, Tom 1965
 Harrison, Slim 1920-26
 Hartsel, Topsy 1902-11
 Harville, Chad 1999, 01,
 03-04
 Hassey, Ron 1988-90
 Hassler, Joe 1928-29
 Hasson, Gene 1937-38
 Hasty, Bob 1919-24
 Hatteberg, Scott 2002-05
 Haught, Gary 1997
 Hauser, Joe 1922-24, 26, 28
 Hausmann, Clem 1949
 Hawkins, Andy 1991
 Hayden, Jack 1901
 Hayes, Frankie 1933-34,
 36-42, 44-45
 Haynes, Jimmy 1997-99
 Healy, Thomas 1915-16
 Heath, Mike 1979-85
 Heaverlo, Dave. 1978-79, 81
 Heffner, Don 1943
 Hegan, Mike 1971-73
 Heimach, Fred 1920-26
 Heimueller, Gorman 1983-84
 Heitmuller, Heinie ... 1909-10
 Held, Woodie 1957-58
 Helfand, Eric 1993-95
 Hemond, Scott 1989-94
 Henderson, Dave ... 1988-93
 Henderson, Rickey 1979-84,
 89-95, 98
 Henderson, Steve ... 1985-87
 Hendrick, George ... 1971-72
 Henley, Weldon ... 1903-05
 Herbert, Ray 1955, 58-61
 Heredia, Gil 1998-01
 Hermida, Jeremy 2010
 Hernandez, Fernando .. 2008
 Hernandez, Ramon 1999-03
 Herrera, Jose 1995-96
 Herriage, Troy 1956
 Hersherberger, Mike .. 1965-69
 Herzog, Whitey 1958-60
 Hesselbacher, George.. 1916
 Heusser, Ed 1940
 Heving, Johnnie 1931-32
 Hickman, Jesse 1965-66
 Hicks, Brandon 2012
 Higgins, Pinky ... 1930, 33-36
 High, Charlie 1919-20
 Hilius, Erik 2001-02
 Hill, Dave 1957
 Hill, Donnie 1983-86

Athletics All-Time Roster, continued

Lindstrom, Axel.....1916	Martin, Pat.....1919-20	McMullen, Ken.....1976	Morgan, Joe.....1959
Lintz, Larry.....1976-77	Martinez, Hector.....1962-63	McNair, Eric.....1929-35, 42	Morgan, Joe.....1984
Lisenbee, Hod.....1936	Martinez, Marty.....1972	McNamara, Bob.....1939	Morgan, Mike.....1978-79
Litrell, Jack.....1952, 54-55	Martinez, Ted.....1975	McNealy, Rusty.....1983	Morgan, Tom.....1957
Livingston, Paddy....1909-11	Martini, Wedo.....1935	McNulty, Bill.....1969, 72	Morris, Doyt.....1937
Loaiza, Esteban.....2006-07	Martyn, Bob.....1957-59	McPherson, John.....1901	Morrisette, Bill.....1915-16
Lochhead, Harry.....1901	Mashore, Damon.....1996-97	McQuaig, Jerry.....1934	Morse, Bud.....1929
Locker, Bob.....1970-72	Masters, Walt.....1939	McQuinn, George.....1946	Mortensen, Clayton 2009-10
Lockwood, Skip.....1965	Matarazzo, Len.....1952	Mecir, Jim.....2000-04	Moscoso, Guillermo.....2011
Lodigiani, Dario.....1938-40	Mathes, Joe.....1912	Medich, Doc.....1977	Moses, Wally.....1935-41, 49-51
Long, Lep.....1911	Mathews, Nelson.....1964-65	Meehan, Bill.....1915	Moss, Brandon.....2012
Long, Terrence.....2000-03	Mathews, T.J.....1997-01	Meeker, Roy.....1923-24	Moss, Charlie.....1934-36
Loos, Pete.....1901	Matos, Francisco.....1994	Melhuse, Adam.....2003-07	Mossi, Don.....1965
Lopes, Davey.....1982-84	Matsui, Hideki.....2011	Melillo, Kevin.....2007	Mulder, Mark.....2000-04
Lopez, Hector.....1955-59	Matthews, Wid.....1923	Mellana, Joe.....1927	Mullin, Jim.....1904
Lord, Bris.....1905-07, 10-12	Mattox, Cloy.....1929	Meloan, John.....2009	Munch, Jake.....1918
Lorraine, Andrew.....1997	Matzuk, Harry.....1934, 36	Melton, Dave.....1956, 58	Munoz, Pedro.....1996
Lovrich, Pete.....1963	Mauro, Carmen.....1953	Menechino, Frank.....1999-04	Munson, Eric.....2009
Lovullo, Torey.....1996	Maxvill, Dal.....1972-75	Mercado, Orlando.....1988	Mura, Steve.....1985
Lowry, Sam.....1942-43	Maxwell, Bert.....1908	Mercedes, Henry.....1992-93	Murphy, Danny.....1902-13
Luby, Hal.....1936	Mayne, Brent.....1997	Metro, Charlie.....1944-45	Murphy, Donnie.....2007-08
Ludwick, Eric.....1997	Mayo, Eddie.....1943	Metzler, Alex.....1926	Murphy, Donwayne.....1978-87
Lugo, Ruddy.....2007	Mazzaro, Vin.....2009-10	Meyer, Billy.....1916-17	Murphy, Eddie.....1912-15
Lumpe, Jerry.....1959-63	McAvoy, Wickey.....1913-15, 17-19	Meyer, Bob.....1964	Murphy, Mike.....1916
Lydy, Scott.....1993	McCahan, Bill.....1946-49	Meyer, Dan.....2007-08	Murphy, Morgan.....1901
Lysander, Rick.....1980	McCann, Emmett.....1920-21	Meyer, Russ.....1959	Murray, Joe.....1950
M	McCarthy, Brandon.....2011-12	Meyer, Scott.....1978	Murray, Larry.....1977-79
Maas, Duke.....1958	McCarty, David.....2003	Michaels, Cass.....1952-53	Murray, Ray.....1951-53
Mabry, John.....2002	McCatty, Steve.....1977-85	Miles, Carl.....1940	Murton, Matt.....2008
Macfarlane, Mike.....1998-99	McConnell, Sam.....1915	Miles, Dee.....1939-42	Myatt, Glenn.....1920-21
Mack, Earle.....1910-11, 14	McCosky, Barney.....1946-48, 50-51	Miller, Bing.....1922-26, 28-34	Myers, Elmer.....1915-18
Mack, Shane.....1998	McCovey, Willie.....1976	Miller, Damian.....2004	Myers, Greg.....2001-02
Mackenzie, Eric.....1955	McCoy, Benny.....1940-41	Miller, Jai.....2011	Myers, Joseph.....1905
Mackenzie, Gordon.....1961	McCrabb, Les.....1939-42, 50	Miller, Jim.....2012	N
Mackiewicz, Felix....1941-43	McCue, Frank.....1922	Miller, Rudy.....1929	Nabors, Jack.....1915-17
Mackinson, John.....1953	McDermott, Mickey.....1957, 61	Miligan, Billy.....1901	Nagel, Bill.....1939
Madjeski, Ed.....1932-34	McDevitt, Danny.....1962	Mills, Bill.....1944	Naktenis, Pete.....1936
Magadan, Dave.....1997-98	McDonald, Hank.....1931, 33	Milone, Tommy.....2012	Nash, Jim.....1966-69
Maggert, Harl.....1912	McDonald, Jason.....1997-99	Mincher, Don.....1970-72	Naylor, Rollie.....1917, 19-24
Magnante, Mike.....2000-02	McElwee, Lee.....1916	Miner, Ray.....1921	Neel, Troy.....1992-94
Magnuson, Trystan.....2011	McGee, Willie.....1990	Minetto, Craig.....1978-81	Neill, Mike.....1998
Mahaffey, Roy.....1930-35	McGeehan, Conny.....1903	Mitchell, Craig.....1975-77	Nelson, Gene.....1987-92
Mahay, Ron.....1999-00	McGhee, Bill.....1944-45	Mitchell, Fred.....1902	Nelson, Lynn.....1937-39
Mahon, Al.....1930	McGhee, Ed.....1953-54	Mitchell, Kevin.....1998	Nelson, Rob.....1986-87
Mailho, Emil.....1936	McGillen, John.....1944	Mitchell, Paul.....1976-77	Neshek, Pat.....2012
Majns, Jim.....1943	McGowan, Beauty.....1922-23	Mitterling, Ralph.....1916	Nettles, Jim.....1981
Majski, Hank.....1946-49, 51-52	McGwire, Mark.....1986-97	Mohler, Mike.....1993-98	Neu, Mike.....2003
Mallonee, Ben.....1921	McInnis, Stuffy.....1909-17	Molina, Izzy.....1996-98	Newman, Jeff.....1976-82
Mallory, Sheldon.....1977	McIntyre, Matty.....1901	Monahan, Rinty.....1953	Newsom, Bobo.....1944-46, 52-53
Malone, Lew.....1915-16	McKay, Cody.....2002	Monday, Rick.....1966-71	Newsome, Skeeter 1935-39
Mangual, Angel.....1971-76	McKay, Dave.....1980-82	Monteagudo, Aurelio..... 1963-66	Nichols, Simon.....1906-09
Manrique, Fred.....1991	McKeithan, Tim.....1932-34	Montgomery, Steve.....1996-97	Nicholson, Bill.....1936
Manush, Frank.....1908	McKinney, Bob.....1901	Mooneyham, Bill.....1986	Niemiec, Al.....1936
Marchildon, Phil.....1940-42, 45-49	McKinney, Rich.....1973-75, 77	Moore, Ferdie.....1914	Noboa, Junior.....1994
Marcum, Johnny.....1933-35	McLain, Denny.....1972	Moore, Jimmy.....1930-31	Noonan, Pete.....1904
Maris, Roger.....1958-59	McLaughlin, Bo.....1981-82	Moore, Kelvin.....1981-83	Norberto, Jordan.....2011-12
Markland, Gene.....1950	McLaughlin, Pat.....1940	Moore, Kerwin.....1996	Noren, Irv.....1957
Marquez, Gonzalo.....1972-73	McLemore, Mark.....2004	Moore, Mike.....1989-92	Norman, Fred.....1962-63
Marshall, Jay.....2007, 09	McMahan, Jack.....1956	Moore, Roy.....1920-22	Norris, Derek.....2012
Martin, Billy.....1957	McManus, Jim.....1960	Morales, Jose.....1973	Norris, Mike.....1975-83, 90
Martin, Doc.....1908, 11-12	McMichael, Greg.....1999	Moran, Herbie.....1908	North, Billy.....1973-78
Martin, Morrie.....1951-54	McMillon, Billy.....2001, 03-04	Morey, Dave.....1913	Nossek, Joe.....1966-67, 69

Noyes, Win1917, 19
 Nunez, Edwin 1993-94
 Nuxhall, Joe1961

O
 O'Brien, Charlie1985
 O'Donoghue, John... 1963-65
 O'Neill, Harry 1922-23
 O'Neill, Harry1939
 Odum, Blue Moon... 1964-75
 Ogden, Curly 1922-24
 Oglesby, Jim1936
 Oldring, Rube ... 1906-16, 18
 Olivares, Omar 1999-00
 Ontiveros, Steve ... 1985-88,
 94-95
 Oquist, Mike 1997-99
 Orr, Billy 1913-14
 Ortiz, Jose 2000-01
 Ortiz, Roberto1950
 Orwoll, Ossie 1928-29
 Osinski, Dan1962
 Osteen, Darrell1970
 Oster, Bill1954
 Otto, Dave 1987-90
 Outman, Josh ... 2008-09, 11
 Owchinko, Bob 1981-82
 Owens, Jack1935
 Ozmer, Doc1923

P
 Page, Mitchell 1977-83
 Page, Sam 1939
 Pagliaroni, Jim 1968-69
 Paige, Satchel1965
 Palmer, Eddie1917
 Palmisano, Joe1931
 Panther, Jim1971
 Paquette, Craig1993-95
 Parisse, Tony 1943-44
 Parker, Ace 1937-38
 Parker, Dave 1988-89
 Parker, Jarrod2012
 Parmelee, Roy1939
 Parnham, Rube 1916-17
 Parrett, Jeff1992
 Parsons, Bill1974
 Pate, Joe 1926-27
 Patterson, Daryl1971
 Patterson, Eric 2008-10
 Patterson, Mike1981
 Patton, Bill1935
 Payton, Jay 2005-06
 Peck, Hal 1944-46
 Peerson, Jack 1935-36
 Peffer, Monte1913
 Pena, Carlos2002
 Pena, Orlando 1962-65
 Pena, Roberto1970
 Pennington, Cliff ... 2008-12
 Pennock, Herb 1912-15
 Pepper, Bob1915
 Perez, Antonio2006
 Perez, Marty 1977-78
 Perkins, Charlie1930
 Perkins, Cy 1915, 17-30
 Perry, Jim1975

Perry, Scott1918-21
 Peters, Rick 1983, 86
 Peters, Rusty1936-38
 Peterson, Jim 1931, 33
 Petit, Gregorio2008-09
 Pfister, Dan1961-64
 Phelps, Ken 1989-90
 Philley, Dave1951-53
 Phillips, Tony1982-89, 99
 Phoenix, Steve1994-95
 Piatt, Adam2000-03
 Piatt, Wiley 1901
 Piazza, Mike 2007
 Picciolo, Rob1977-82, 85
 Picinich, Val 1916-17
 Pick, Charlie 1916
 Pickering, Ollie1903-04
 Pierce, Tony1967-68
 Pierson, William 1918-19, 24
 Pignatano, Joe1961
 Pilarcik, Al 1956, 61
 Pillion, Horacio 1915
 Pina, Horacio 1973
 Pinnance, Ed1903
 Phippen, Cotton 1939
 Pisoni, Jim1956-57
 Pitts, Gaylen 1974-75
 Pizarro, Juan 1969
 Plank, Eddie 1901-14
 Plantier, Phil 1996
 Plarski, Don1955
 Pless, Rance 1956
 Plunk, Eric1986-89
 Polonia, Luis1987-89
 Poole, Jim1925-27
 Poole, Ray 1941, 47
 Porter, Bo 2000
 Porter, Odie 1902
 Portocarrero, Arnie .. 1954-57
 Posada, Leo1960-62
 Potter, Nels1938-41, 48
 Powell, Landon2009-11
 Power, Vic1954-58
 Powers, Doc1901-09
 Powers, Ike1927-28
 Prescott, Bobby 1961
 Prieto, Ariel 1995-98, 00
 Pruett, Jim1944-45
 Puccinelli, George 1936
 Purcey, David 2011
 Putnam, Danny2007

Q
 Quinn, Jack1925-30
 Quinn, Tad1902-03
 Quinones, Luis 1983
 Quirk, Jamie 1989-92

R
 Raczka, Mike1992
 Raether, Hal 1954, 57
 Raines, Tim1999
 Rainey, Chuck 1984
 Rakow, Ed1961-63
 Ramirez, Edwar2010
 Ramirez, Erasmo2007
 Ramirez, Mit1979

Randolph, Willie1990
 Raschi, Vic1955
 Rath, Morrie1909-10
 Ratliff, Jon2000
 Ray, Carl1915-16
 Ready, Randy1992
 Reames, Britt2005
 Recker, Anthony 2011-12
 Reddick, Josh2012
 Redman, Mark2004
 Reed, Howie1958-60
 Reineke, Chad2009
 Reiss, Al1932
 Renner, Jim1938-39
 Renko, Steve1978
 Renna, Bill1954-56
 Repoz, Roger1966-67
 Rettig, Otto1922
 Revenig, Todd1992
 Revering, Dave1978-81
 Reyes, Carlos1994-97
 Reynolds, Tommie ..1963-65,
 69
 Rhodes, Arthur2004
 Rhodes, Gordon1936
 Richards, Paul1935
 Richardson, Jack1915-16
 Richardson, Ken1942
 Richmond, Don ..1941, 46-47
 Riconda, Harry1923-24
 Rigby, Brad1997, 99
 Righetti, Dave1994
 Rijo, Jose1985-87
 Riles, Ernest1991
 Rincon, Ricardo2002-05
 Rinker, Bob1950
 Ripple, Jimmy1943
 Rivera, Jim1961
 Roberts, Bip1998
 Roberts, Ray1919
 Robertson, Connor2007
 Robertson, Jim1954-55
 Robertson, Sherry1952
 Robinson, Bruce1978
 Robinson, Eddie1953, 56
 Robinson, Floyd1968
 Rochefort, Ben1914
 Rodriguez, Henry2009-10
 Rodriguez, Rick1986-87
 Rodriguez, Roberto1967,
 70
 Roettger, Oscar1932
 Rogers, Kenny1998-99
 Rogers, Tom1919
 Roland, Jim1969-72
 Romberger, Dutch 1954
 Rommel, Eddie1920-32
 Roney, Matt2006
 Roof, Phil1966-69
 Rosales, Adam2010-12
 Rosar, Buddy1945-49
 Rosario, Santiago1965
 Rose, Mike2004
 Rosenthal, Larry1944-45
 Ross, Buck1936-41
 Ross, Tyson2010-12
 Roth, Braggio1919

Rothrock, Jack1937
 Rouse, Mike2006
 Rowe, Harland1916
 Rowland, Chuck1923
 Roy, Emil1933
 Rozek, Dick 1953-54
 Rubeling, Al1940-41
 Rudi, Joe 1967-76, 82
 Rullo, Joe 1943-44
 Russell, Jeff1992
 Russell, Lefty1910-12
 Rutner, Mickey1947
 Ryan, Rob2001

S
 Saarloos, Kirk ... 2004-06, 08
 Saenz, Olmedo 1999-02
 Saffell, Tom1955
 Sain, Johnny1955
 Sakata, Renn1986
 Salmon, Roger1912
 Salve, Gus1908
 Samcoff, Ed1951
 Sanchez, Alejandro1987
 Sanders, John1965
 Sanders, Ken... ..1964, 66, 68
 Sanderson, Scott1990
 Sands, Charlie1975
 Sandt, Tommy1975-76
 Sanford, Jack1967
 Sanguillen, Manny1977
 Santangelo, F.P.2001
 Santiago, Jose1956
 Santiago, Jose 1963-65
 Sauerbeck, Scott2006
 Saunders, Rusty1927
 Sauvour, Rich2000
 Savage, Bob 1942, 46-48
 Sax, Steve1994
 Schaefer, Jeff1994
 Schang, Wally ... 1913-17, 30
 Schauer, Rube1917
 Scheer, Heinie 1922-23
 Scheib, Carl. 1943-45, 47-54
 Schelle, Jim 1939
 Schillings, Red 1922
 Schlitzer, Biff 1908-09
 Schreckengost, Ossee
 1902-08

Schumann, Hack1906
 Schwartz, Randy ... 1965-66
 Schypinski, Jerry1955
 Scott, Dick1989
 Scott, Rodney1977
 Scribner, Evan2012
 Scutaro, Marco 2004-07
 Segui, Diego 1962-68,
 70-72
 Seibold, Socks.. 1915-17, 19
 Seitzer, Kevin1993
 Service, Scott2000
 Sexton, Jimmy 1981-82
 Seybold, Socks 1901-08
 Shamsky, Art1972
 Shanner, Bill1920
 Shannon, Red 1917-21
 Shantz, Billy 1954-55

Athletics All-Time Roster, continued

Shantz, Bobby.....	1949-56	Sprague, Ed.....	1968-69	Tellmann, Tom.....	1985	Velarde, Randy.....	1999-00, 02
Sharman, Ralph.....	1917	Sprague, Ed.....	1998	Tenace, Gene.....	1969-76	Venafro, Mike.....	2002
Shaughnessy, Shag.....	1908	Springer, Russ.....	2009	Terry, Ralph.....	1957-59, 66	Vickers, Rube.....	1907-09
Shaver, Jeff.....	1988	Stafford, Bill.....	1966-67	Tervilliger, Wayne.....	1959-60	Virgil, Ozzie.....	1961
Shaw, Bob.....	1961	Staggs, Steve.....	1978	Tettleton, Mickey.....	1984-87	Vizcaino, Luis.....	1999-01
Shaw, Don.....	1972	Stahl, Larry.....	1964-66	Thies, Dave.....	1963	Voigt, Jack.....	1998
Shawkey, Bob.....	1913-15	Stainback, Tuck.....	1946	Thomas, Bud.....	1937-39	Von Ohlen, Dave.....	1986-87
Shea, Red.....	1918	Stairs, Matt.....	1996-00	Thomas, Charles.....	2006	Vossberg, Ed.....	1994
Shean, Dave.....	1906	Staley, Gerry.....	1961	Thomas, Frank.....	2006, 08	Voss, Bill.....	1972
Sheehan, Tom.....	1915-16	Staller, George.....	1943	Thomas, Fred.....	1919-20		
Sheets, Ben.....	2010	Stanley, Fred.....	1981-82	Thomas, Ira.....	1909-15		
Sheldon, Rollie.....	1965-66	Stanley, Mike.....	2000	Thomas, Kite.....	1952-53	W	
Sheldon, Scott.....	1997	Steelman, Farmer.....	1901-02	Thomasson, Gary.....	1978	Waddell, Rube.....	1902-07
Sherling, Ed.....	1924	Stein, Blake.....	1998-99	Thompson, Harry.....	1919	Wagner, Hal.....	1937-44
Sherman, Joe.....	1915	Stein, Irv.....	1932	Thompson, Kevin.....	2007	Wagner, Mark.....	1984
Shirley, Tex.....	1941-42	Steinbach, Terry.....	1986-96	Thompson, Rich.....	2012	Wagner, Neil.....	2011
Shoemaker, Charlie.....	1961-62, 64	Stellbauer, Bill.....	1916	Thompson, Shag.....	1914-16	Wahl, Kermit.....	1950-51
		Stephens, Gene.....	1961-62	Thompson, Tim.....	1956-57	Walberg, Rube.....	1923-33
Shores, Bill.....	1928-31	Stewart, Bill.....	1955	Thrasher, Buck.....	1916-17	Walker, Frank.....	1920-21
Show, Eric.....	1991	Stewart, Dave.....	1986-92, 95	Throneberry, Marv.....	1960-61	Walker, Jerry.....	1961-62
Siebern, Norm.....	1960-63	Stewart, Shannon.....	2007	Tillman, Rusty.....	1986	Walker, Johnny.....	1919-21
Siebert, Dick.....	1938-45	Stock, Wes.....	1964-67	Tipton, Eric.....	1939-41	Walker, Tilly.....	1918-23
Siebert, Sonny.....	1975	Stokes, Art.....	1925	Tipton, Joe.....	1950-52	Walker, Todd.....	2007
Sierra, Ruben.....	1992-95	Stone, Ron.....	1966	Tobin, Pat.....	1941	Walker, Tom.....	1902
Sigafoos, Frank.....	1926	Stottlemyre, Todd.....	1995	Todd, Jim.....	1975-76, 79	Wallaea, Jack.....	1940, 42, 46
Sima, Al.....	1954	Straily, Dan.....	2012	Todt, Phil.....	1931	Walling, Denny.....	1975-76
Simmons, Al.....	1924-32, 40-41, 44	Strand, Paul.....	1924	Tolleson, Steve.....	2010	Wallis, Joe.....	1978-79
		Street, Huston.....	2005-08	Tomanek, Dick.....	1958-59	Walsh, Jimmy.....	1912-16
Simpson, Harry.....	1955-59	Strunk, Amos.....	1908-17, 19-20, 24	Tomberlin, Andy.....	1995-99	Walton, Bruce.....	1991-92
Sinatro, Matt.....	1987-88	Sturdivant, Tom.....	1959, 63-64	Tomko, Brett.....	2009	Wambsganss, Bill.....	1926
Singleton, Chris.....	2003	Sturgis, Dean.....	1914	Tompkins, Ron.....	1965	Ward, Preston.....	1958-59
Sizemore, Scott.....	2011	Styles, Lena.....	1919-21	Toppin, Rupe.....	1962	Warren, Mike.....	1983-85
Skaff, Frank.....	1943	Suarez, Ken.....	1966-67	Torrealba, Pablo.....	1977	Warstler, Rabbitt.....	1934-36
Skizas, Lou.....	1956-57	Suder, Pete.....	1941-43, 46-55	Torrez, Mike.....	1976-77, 84	Wasdin, John.....	1995-96
Slaphey, John.....	1920	Sullivan, Haywood.....	1961-63	Tovar, Cesar.....	1975-76	Washington, Claudell.....	1974-76
Slaughter, Enos.....	1955-56	Sullivan, Jim.....	1921-22	Trice, Bob.....	1953-55	Washington, Herb.....	1974-75
Sleater, Lou.....	1955	Summa, Homer.....	1929-30	Trillo, Manny.....	1973-74	Waslewski, Gary.....	1972
Slusarski, Joe.....	1991-93	Summers, Champ.....	1974	Trowbridge, Bob.....	1960	Watlington, Neal.....	1953
Small, Aaron.....	1996-98	Sutton, Don.....	1985	Trucks, Virgil.....	1957-58	Watson, Matt.....	2005, 10
Small, Jim.....	1958	Sutton, Larry.....	2002	Tsitouris, John.....	1958-60	Watson, Mule.....	1918-19
Smith, Dave.....	1938-39	Suzuki, Kurt.....	2007-12	Turbeville, George.....	1935-37	Weaver, Harry.....	1915-16
Smith, Eddie.....	1936-39	Sveum, Dale.....	1993	Turner, Terry.....	1919	Webb, Skeeter.....	1948
Smith, Greg.....	2008	Sweeney, Buck.....	1914	Turner, Tink.....	1915	Webster, Ray.....	1967-69, 71
Smith, Hal.....	1956-59	Sweeney, Mike.....	2008	Tuttle, Bill.....	1958-61	Weeks, Jemile.....	2011-12
Smith, Harry.....	1901	Sweeney, Ryan.....	2008-11	Tyack, Jim.....	1943	Weiss, Walt.....	1987-92
Smith, Mark.....	1983	Swift, Bob.....	1942-43	Tyrone, Jim.....	1977	Welaj, Johnny.....	1943
Smith, Mayo.....	1945	Swisher, Nick.....	2004-07			Welch, Bob.....	1988-94
Smith, Red.....	1925			U		Welch, Frank.....	1919-26
Smith, Seth.....	2012			Umbarger, Jim.....	1977	Wellman, Bob.....	1948, 50
Smith, Syd.....	1908			Underwood, Tom.....	1981-83	Wengert, Don.....	1995-97
Smithberg, Roger.....	1993-94	T		Upchurch, Woody.....	1935-36	Werber, Billy.....	1937-38
Snelling, Chris.....	2007	Tabb, Jerry.....	1977-78	Upton, Bill.....	1954	Wetzel, Buzz.....	1927
Snyder, Brian.....	1935	Taff, John.....	1913	Urban, Jack.....	1957-58	Wheat, Lee.....	1954-55
Snyder, Brian.....	1989	Talbot, Fred.....	1965-66, 69-70			Wheat, Zack.....	1927
Snyder, Russ.....	1959-60	Talton, Tim.....	1966-67			Wheaton, Woody.....	1943-44
Sogard, Eric.....	2010-12	Tam, Jeff.....	2000-02			White, Don.....	1948-49
Sorensen, Lary.....	1984	Tartabull, Danny.....	1995			White, Jo-Jo.....	1943-44
Sosa, Elias.....	1978	Tartabull, Jose.....	1962-66, 69-70			Whittaker, Walt.....	1916
Souza, Mark.....	1980	Taylor, Arias.....	1921			Wickersham, Dave.....	1960-63
Sparks, Steve.....	2003	Taylor, Billy.....	1994, 96-99			Wilhelm, Spider.....	1953
Speaker, Tris.....	1928	Taylor, Harry.....	1957			Wilkins, Bobby.....	1944-45
Spencer, Jim.....	1981-82	Taylor, Joe.....	1954			Willard, Jerry.....	1986-87
Sperry, Stan.....	1938	Taylor, Michael.....	2011-12			Williams, Al.....	1937-38
Spicer, Bob.....	1955-56	Tejada, Miguel.....	1997-03			Williams, Billy.....	1975-76
Spiezio, Scott.....	1996-99	Telgheder, Dave.....	1996-98			Williams, Dib.....	1930-35

Williams, Dick 1959-60	Windsor, Jason 2006	Wood, Mike 2003	York, Rudy 1948
Williams, Don 1962	Wingo, Al 1919	Woodard, Darrell 1978	Yoter, Elmer 1921
Williams, Earl 1977	Wingo, Ed 1920	Woods, Gary 1976	Young, Curt 1983-91, 93
Williams, George 1964	Winston, Hank 1933	Worden, Fred 1914	Young, Ernie 1994-97
Williams, George 1995-97	Wirth, Alan 1978-80	Worrell, Tim 1998-99	Young, Matt 1989
Williams, Mark 1977	Witasick, Jay. 1996-98; 05-07	Wortham, Rich 1983	Young, Ralph 1922
Williams, Marsh 1916	Witmeyer, Ron 1991	Wright, Ed 1952	Yount, Eddie 1937
Willingham, Josh 2011	Witt, Bobby 1992-94	Wright, Taffy 1949	
Willis, Dale 1963	Witt, Whitey .. 1916-17, 19-21	Wuertz, Michael 2009-11	Z
Willis, Lefty 1925-27	Wojciechowski, Steve 1995-97	Wyatt, John 1961-66, 69	Zachary, Tom 1918
Wilshere, Whitey 1934-36	Wojcik, John 1962-64	Wyckoff, Weldon 1913-16	Zapustas, Joe 1933
Wilson, Bill 1954-55	Wolf, Lefty 1921	Wyse, Hank 1950-51	Zernial, Gus 1951-57
Wilson, Highball 1902	Wolf, Ross 2010		Ziegler, Brad 2008-11
Wilson, Jack 1934	Wolfe, Chuck 1923	Y	Zinn, Jimmy 1919
Wilson, Jim 1949	Wolff, Roger 1941-43	Yabu, Keiichi 2005	Zito, Barry 2000-06
Wilson, Tom 2001	Womack, Dooley 1970	Yankowski, George 1942	Zoldak, Sam 1951-52
Wilson, Willie 1991-92	Wood, Doc 1923	Yarrison, Rube 1922	
Wiltse, Snake 1901-02	Wood, Jason 1998	Yerkes, Carroll 1927-29	
Windhorn, Gordie 1962		York, Lefty 1919	

MOST RECENT TRADES WITH EACH TEAM

Arizona	Acquired OF Chris Young and cash for SS Cliff Pennington and minor league IF Yordy Cabrera, October 20, 2012.
Atlanta	Acquired P Joey Devine and P Jamie Richmond for OF Mark Kotsay and cash considerations, January 14, 2008.
Baltimore	Acquired minor league P Pat Neshek for cash, August 3, 2012.
Boston	Acquired P Sandy Rosario for cash or a PTBNL (minor league P Graham Godfrey, December 7, 2012), November 28, 2012.
Chicago-AL	Acquired OF Ryan Sweeney, LHP Gio Gonzalez and RHP Fautino De Los Santos for OF Nick Swisher, January 3, 2008.
Chicago-NL	Acquired minor league C Blake Lalli for C Anthony Recker, August 27, 2012
Cincinnati	Acquired IF Adam Rosales and OF Willy Taveras for IF Aaron Miles and a player to be named later, February 2, 2010.
Cleveland	Acquired P Roy Smith for cash considerations on November 13, 2002.
Colorado	Acquired OF Seth Smith for P Guillermo Moscoso and P Josh Outman, January 16, 2012.
Detroit	Acquired IF Scott Sizemore for P David Purcey, May 27, 2011.
Florida	Acquired P Mark Redman for P Mike Neu and minor league P Bill Murphy on December 16, 2003.
Houston	Acquired P Kirk Saarloos for P Chad Harville on April 17, 2004.
Kansas City	Acquired 1B Kila Ka'aihue for minor league P Philip Hollingsworth, September 27, 2011.
Los Angeles-AL	Acquired P Omar Olivares and IF Randy Velarde for minor leaguers OF Jeff DaVanon, OF Nathan Haynes and P Elvin Nina on July 21, 1999.
Los Angeles-NL	Acquired OF Milton Bradley and IF Antonio Perez in exchange for OF Andre Ethier, December 13, 2005.
Milwaukee	Acquired C George Kottaras for P Fautino De Los Santos, July 29, 2012.
Minnesota	Acquired minor league IF Tyler Ladendorf for IF Orlando Cabrera, July 31, 2009.
New York-AL	Acquired P Chris Hammond for P Eduardo Sierra and minor league INF J.T. Stotts on December 18, 2003
New York-NL	Acquired minor league IF Jefry Marte for OF Collin Cowgill, December 18, 2012.
Philadelphia	Acquired IF Adrian Cardenas, P Josh Outman and OF Matt Spencer for P Joe Blanton, July 17, 2008.
Pittsburgh	Acquired P Chris Resop for minor league P Zach Thornton, November 30, 2012.
St. Louis	Acquired P Clayton Mortensen and minor league IF Brett Wallace and OF Shane Patterson for OF Matt Holliday, July 24, 2009.
San Diego	Acquired P Andrew Werner and IF Andy Parrino for P Tyson Ross and minor league IF A.J. Kirby-Jones, November 16, 2012.
San Francisco	Acquired OF Ernest Riles for OF Darren Lewis and minor league P Pedro Pena on December 4, 1990.
Seattle	Acquired C John Jaso in a three-team trade in which the A's sent minor league pitchers A.J. Cole and Blake Treinan and a PTBNL to the Washington Nationals and Washington sent OF Michael Morse to Seattle, Jan. 16, 2013.
Tampa Bay	Acquired OF Ryan Golecki in exchange for cash considerations, December 7, 2006.
Texas	Acquired P Guillermo Moscoso for minor league P Ryan Kelly, January 8, 2011.
Toronto	Acquired P Jesse Chavez for cash, August 24, 2012.
Washington	Traded minor league pitchers A.J. Cole and Blake Treinan and a PTBNL to the Washington Nationals in a three-team trade in which Washington sent OF Michael Morse to Seattle and Seattle sent C John Jaso to the A's, Jan. 16, 2013.

OAKLAND A'S COACHES

Adair, Jerry 1972-74	Hoscheit, Vern 1969-74	Mitterwald, George .. 1979-82	Schaefer, Bob 2007
Alejo, Bob 1996-97	Hudgens, Dave. 1999, 03-05	Moore, Jackie 1981-84	Schoendienst, Red. 1977-78
Bosley, Thad 1999-03	Jackson, Reggie 1991	Monchak, Al 1976	Schueler, Ron 1983-84
Boyer, Clete 1980-85	Jones, Gary 1998	Newman, Jeff 1986	Skaalen, Jim 2009-10
Burleson, Rick 1991	Kusnyer, Art 1989-95	Noren, Irv 1971-74	Skinner, Joel 2011
Cluck, Bob 1996-97	Lachemann, Rene. 1987-92,	Nottle, Ed 1983	Speier, Chris 2004
Davis, Chhili 2012	05-07	Paul, Mike 1987-88	Stange, Lee 1977-79
DeFrancisco, Tony 2008	Lansford, Carney ... 1994-95	Perry, Gerald 2006, 11	Steverson, Todd 2009-10
Didier, Bob 1984-86	Lau, Charlie 1970	Peterson, Rick 1998-03	Stock, Wes .. 1973-76, 84-86
DiMaggio, Joe 1968-69	Lefebvre, Jim 1987-88, 94-95	Plaza, Ron 1986	Van Burklee, Ty 2007-08
Dyer, Duffy 1996-98	Lollar, Shern 1968-69	Posedel, Bill 1968-72	Wakamatsu, Don 2008
Duncan, Dave 1986-95	Lonnett, Joe 1976	Prieto, Ariel 2012	Waller, Tye 2007-12
Ermer, Cal 1977	Lumpe, Jerry 1971	Quade, Mike 2000-02	Walling, Denny 1996-98
Fischer, Brad 1996-07	Luzinski, Greg 1993	Rader, Doug 1992	Walls, Lee 1979-82
Fowler, Art 1980-82	Macha, Ken 1999-02	Rettenmund, Merv .. 1989-90	Washington, Ron ... 1996-06
Francona, Terry 2003	Maxvill, Dal 1975	Reynolds, Tommie ... 1989-95	Watson, Bob 1986-88
Gallego, Mike 2009-12	McKay, Dave 1984-95	Rodriguez, Rick 2011-12	Williams, Billy 1983-85
Geren, Bob 2003-06	McKeon, Jack 1978	Romanick, Ron 2008-11	Winkles, Bobby 1974-75
Hale, Chip 2012	McNamara, John ... 1968-69	Rudi, Joe 1986-87	Young, Curt 2004-10; 12
Hofman, Bob 1969-70, 74-78	Metro, Charlie 1982	Saul, Jim 1979	

OAKLAND A'S & SAN FRANCISCO GIANTS

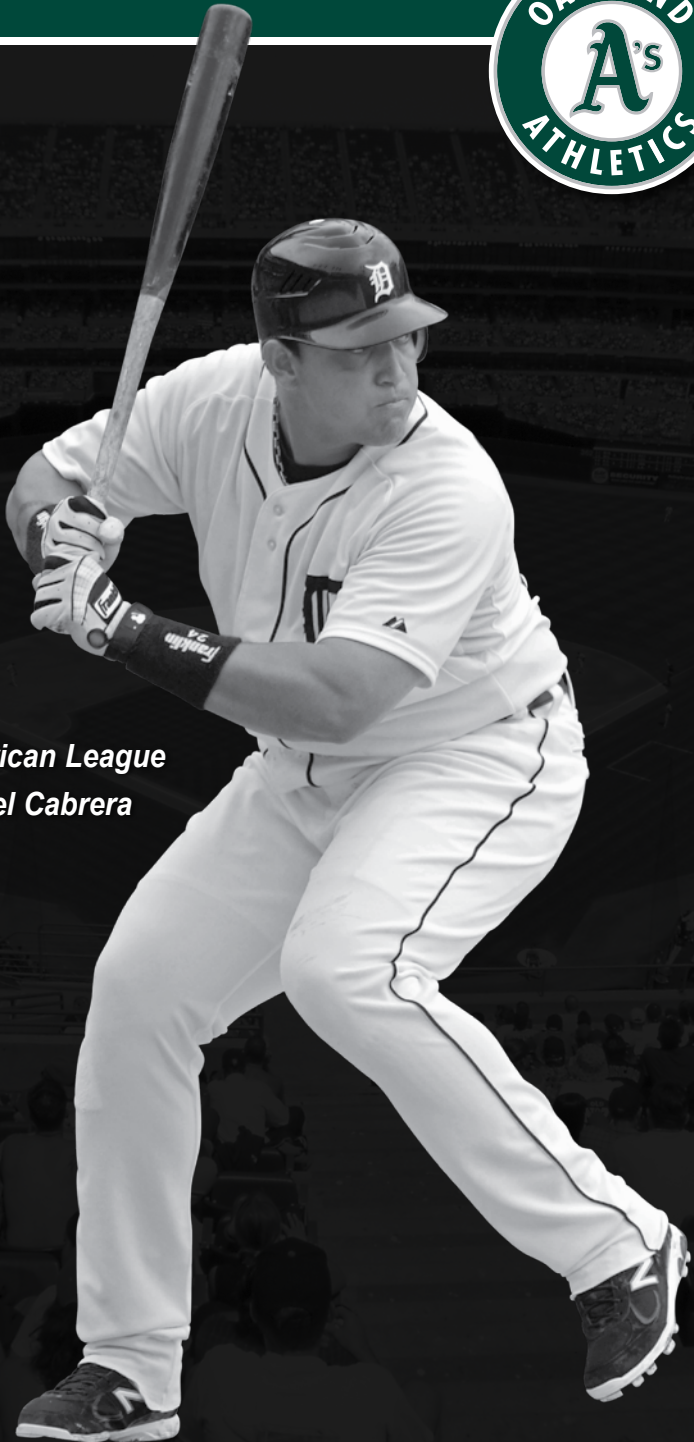
Since 1968, there have been a total of 75 players who have played for both the Oakland Athletics and San Francisco Giants. Here is an alphabetical listing of those players.

Player	A's	Giants	Player	A's	Giants	Player	A's	Giants
Jeremy Accardo	2012	2005-06	Phil Garner	1973-76	1988	Marty Perez	1977-78	1976
Mike Aldrete	1993-95	1986-88	Dan Giese	2009	2007	Luis Quinones	1983	1986
Gary Alexander	1978	1975-77	Rich Gossage	1992-93	1989	Dave Righthetti	1994	1991-93
Felipe Alou	1970-71	1958-63	Jose Guillen	2003	2010	Ernest Riles	1991	1988-90
Jesus Alou	1973-74	1963-68	Dave Heaverlo	1978-79; 1975-77		Rick Rodriguez	1986-87	1990
Matty Alou	1972	1960-65		1981		Alejandro Sanchez	1987	1984
Dusty Baker	1985-86	1984	Dave Henderson	1988-93	1987	Scott Sanderson	1990	1993
Bill Bathe	1986	1989-90	Gil Heredia	1998-01	1991-92	F.P. Santangelo	2001	1999
Travis Blackley	2012	2007; 12	Stan Javier	1986-90; 1996-99		Marco Scutaro	2004-07	2012
Vida Blue	1969-77	1978-81; 1985-86		94-95		Scott Service	2000	1995
Ollie Brown	1972	1965-68	John Johnstone	1997	1997-2000	Lary Sorensen	1984	1988
Orlando Cabrera	2009	2011	Ed Jurak	1988	1989	Elias Sosa	1978	1972-74
Ernie Camacho	1980	1989-90	Bob Kearney	1981-83	1979	Champ Summers	1974	1982-83
Santiago Casilla	2004-09	2010-12	Mike Kingery	1992	1990-91	Miguel Tejada	1997-03	2011
Alberto Castillo	2005	2003	Brian Kingman	1979-82	1983	Gary Thomasson	1978	1972-77
Orlando Cepeda	1972	1958-66	Dave Kingman	1984-86	1971-74	Rusty Tillman	1986	1988
Doug Clark	2005	2006	Brad Komminsk	1991	1990	Brett Tomko	2009	2004-05
Joe Coleman	1977-78	1979	Bob Lacey	1977-80	1984	Manny Trillo	1973-74	1984-85
John D'Acquisto	1982	1973-76	Gary Lavelle	1987	1974-84	Ed Vosberg	1994	1990
Rajai Davis	2008-10	2007-08	Johnnie LeMaster	1986	1975-85	Jay Witasick	1996-98; 2002	
Kelly Downs	1992-93	1986-92	Darren Lewis	1990	1991-95		2005-07	
Ray Durham	2002	2003-08	Brent Mayne	1997	1998-99	Tim Worrell	1998-99	2001-03; 06
Randy Elliott	1980	1977	David McCarty	2003	1995-96			
Alan Embree	2007-08	1999-2001	Willie McCovey	1976	1959-73; 1977-80	Keiichi Yabu	2005	2008
Keith Foulke	2003; 2008	1997				Barry Zito	2000-06	2007-12
Tito Fuentes	1978	1965-67; 1969-74	Willie McGee	1990	1991-94			
			Kevin Mitchell	1998	1987-91			
			Joe Morgan	1984	1981-82			
			Bill North	1973-78	1979-81			

Opponents



*2012 American League
MVP Miguel Cabrera*



BALTIMORE ORIOLES



American League East
 Oriole Park at Camden Yards
 333 W. Camden Street
 Baltimore, MD 21201

Switchboard: (410) 547-6100
 Press Box: (410) 547-6257, 6259
 Media Relations: (410) 547-6150
 Media Relations FAX: (410) 547-6272

Chairman, Owner/CEO Peter Angelos
 Executive Vice President John Angelos
 Executive Vice President, Baseball Operations Dan Duquette
 Manager Buck Showalter
 1078-1018 (14 seasons overall)
 196-185 (3 seasons with Baltimore)
 Director, Public Relations Monica Barlow (410) 547-6160
 Manager, Media Relations Jeff Lantz (410) 547-6106
 Coordinator, Baseball Information Jay Moskowitz (410) 547-6167
 Coordinator, Team Travel Kevin Buck (410) 547-6075
 Stadium Oriole Park at Camden Yards
 Capacity / Opened 45,971 / 1992

SERIES FACTS

Longest A's Winning Streak: 9, May 5, 2008-August 10, 2009
 Longest Orioles Winning Streak: 13, August 14, 1977-April 27, 1979
 Last A's Series Sweep at Oakland (3 games): May 27-29, 2011
 Last A's Series Sweep at Oakland (4 games): August 23-26, 2004
 Last A's Series Sweep at Baltimore (3 games): August 16-18, 2004
 Last A's Series Sweep at Baltimore (4 games): August 26-29, 2005
 Last Orioles Series Sweep at Oakland (3 games): August 15-17, 2005
 Last Orioles Series Sweep at Oakland (4 games): May 22-25, 1987
 Last Orioles Series Sweep at Baltimore (3 games): June 6-8, 2011
 Last Orioles Series Sweep at Baltimore (4 games): July 7-9, 1961
 Most Runs in a Game by Oakland: 15, August 30, 2001 (15-0)
 Most Runs in a Game by Baltimore: 18, August 15, 1996 (18-5)
 Widest Margin of Victory by Oakland: 15, August 30, 2001 (15-0)
 Widest Margin of Victory by Baltimore: 13, August 15, 1996 (18-5)

SERIES BREAKDOWN

	W	L	PCT.
PHI vs. Brewers (1901)	14	6	.700
PHI vs. Browns (1902-53)	606	513	.542
PHI vs. Orioles (1954)	12	10	.545
KC vs. Orioles (1955-67)	104	151	.408
OAK vs. Orioles (1968-2012)	249	245	.504
Totals	985	925	.516
at the Coliseum	124	126	.496
at Camden Yards	58	45	.563

2013 SCHEDULE

Dates	Site	Times
April 25-28	OAK	7:05, 7:05, 1:05, 1:05
Aug. 23-25	BAL	4:05, 1:05, 10:35

2012 RECAP

Date	H-A	W-L	Score	Winner	Loser
4/27	A	W	5-2	McCarthy	Arrieta
4/28	A	L	1-10	Chen	Ross
4/29	A	L	2-5	Strop	Balfour
7/27	A	W	14-9	Blevins	Johnson
7/28	A	W	6-1	Colon	Hunter
7/29	A	L	1-6	Chen	Blackley
9/14	H	W	3-2	Milone	Saunders
9/15	H	W	5-2	Parker	Britton
9/16	H	L	5-9	Matusz	Straily
Totals	5-4	42-46			

YEAR-BY-YEAR SERIES RESULTS

Year	Home	Road	Totals	Year	Home	Road	Totals	Year	Home	Road	Totals
1968	6-4	3-5	9-9	1984	2-4	4-2	6-6	2000	4-2	4-2	8-4
1969	3-3	1-5	4-8	1985	3-3	2-4	5-7	2001	4-2	3-0	7-2
1970	3-3	2-4	5-7	1986	5-3	2-2	7-5	2002	1-2	4-2	5-4
1971	2-4	2-3	4-7	1987	2-4	3-3	5-7	2003	6-0	1-2	7-2
1972	1-5	5-1	6-6	1988	4-2	4-2	8-4	2004	4-0	3-0	7-0
1973	3-3	4-2	7-5	1989	5-1	2-4	7-5	2005	0-3	6-1	6-4
1974	2-4	4-2	6-6	1990	3-3	5-1	8-4	2006	2-1	2-1	4-2
1975	5-1	3-3	8-4	1991	4-2	5-1	9-3	2007	1-2	3-2	4-4
1976	4-2	4-2	8-4	1992	1-5	5-1	6-6	2008	3-0	2-0	5-0
1977	0-5	2-3	2-8	1993	1-5	1-5	2-10	2009	3-0	2-1	5-1
1978	0-6	0-5	0-11	1994	3-3	2-4	5-7	2010	3-1	4-2	7-3
1979	2-4	2-4	4-8	1995	3-3	4-2	7-5	2011	5-1	0-3	5-4
1980	2-4	3-3	5-7	1996	2-5	2-4	4-9	2012	2-1	3-3	5-4
1981	3-3	2-4	5-7	1997	1-5	2-3	3-8	Totals	124-126	125-119	249-245
1982	3-3	2-4	5-7	1998	1-4	2-4	3-8				
1983	3-3	1-5	4-8	1999	4-2	3-3	7-5				

BOSTON RED SOX



American League East
 Fenway Park
 4 Yawkey Way
 Boston, MA 02215-3496
Switchboard: (617) 226-6000
Press Box: (617) 226-6732
Media Relations: (617) 226-6613
Media Relations FAX: (617) 226-6713

Principal Owner John Henry
 President, Chief Executive Officer Larry Lucchino
 Executive Vice President, General Manager Ben Cherington
 Manager John Farrell
 154-170 (2 seasons)
 0-0 (1st season with Boston)
 Director, Media Relations Pam Ganley (617) 226-6715
 Manager, Media Relations Leah Tobin (617) 226-6519
 Media Relations Specialist Abby DeCiccio (617) 226-6214
 Traveling Secretary Jack McCormick (617) 226-6747
 Stadium Fenway Park
 Capacity / Opened 37,495 (night); 37,067 (day) / 1912

SERIES FACTS

Longest A's Winning Streak: 8, May 1, 2012 to present
 Longest Red Sox Winning Streak: 11, July 10, 1993-April 28, 1994
 Last A's Series Sweep at Oakland (3 games): August 31-Sept. 2, 2012
 Last A's Series Sweep at Oakland (4 games): None
 Last A's Series Sweep at Boston (3 games): September 3-5, 1990
 Last A's Series Sweep at Boston (4 games): August 10-12, 1971
 Last Red Sox Series Sweep at Oakland (3 games): September 6-8, 2004
 Last Red Sox Series Sweep at Oakland (4 games): August 4-7, 1977
 Last Red Sox Series Sweep at Boston (3 games): June 3-5, 2011
 Last Red Sox Series Sweep at Boston (4 games): July 22-25, 1993
 Most Runs in a Game by Oakland: 21, June 14, 1969 (21-7)
 Most Runs in a Game by Boston: 16 (twice), last: May 20, 1996 (16-4)
 Widest Margin of Victory by Oakland: 18, August 31, 2012 (20-2)
 Widest Margin of Victory by Boston: 12 (three times), last: April 15, 2000 (14-2)

SERIES BREAKDOWN

	W	L	PCT.
PHI vs. Red Sox (1901-54)	533	632	.458
KC vs. Red Sox (1955-67)	109	149	.422
OAK vs. Red Sox (1968-2012)	227	275	.452
Totals	869	1056	.451
at the Coliseum	135	114	.542
at Fenway Park (since 1968)	91	160	.363

2013 SCHEDULE

Dates	Site	Times
April 22-24	BOS	4:10, 4:10, 1:05
July 12-14	OAK	7:05, 7:10, 1:05

2012 RECAP

Date	H-A	W-L	Score	Winner	Loser
4/30	A	L	6-11	Buchholz	Milone
5/1	A	W	5-3	Parker	Doubtront
5/2	A	W	4-2	McCarthy	Bard
7/2	H	W	6-1	Parker	Matsuzaka
7/3	H	W	3-2	Blevins	Aceves
7/4	H	W	3-2	Balfour	Cook
8/31	H	W	20-2	McCarthy	Cook
9/1	H	W	7-1	Griffin	Doubtront
9/2	H	W	6-2	Anderson	Matsuzaka
Totals	8-1	60-26			

YEAR-BY-YEAR SERIES RESULTS

Year	Home	Road	Totals	Year	Home	Road	Totals	Year	Home	Road	Totals
1968	6-3	4-5	10-8	1984	3-3	2-4	5-7	2000	2-2	3-3	5-5
1969	4-2	4-2	8-4	1985	2-4	2-4	4-8	2001	4-2	1-2	5-4
1970	4-2	1-5	5-7	1986	3-3	2-4	5-7	2002	0-3	3-3	3-6
1971	4-2	5-1	9-3	1987	5-1	3-3	8-4	2003	2-2	2-1	4-3
1972	1-5	2-4	3-9	1988	6-0	3-3	9-3	2004	0-3	1-5	1-8
1973	3-3	5-1	8-4	1989	4-2	1-5	5-7	2005	2-1	2-5	4-6
1974	2-4	2-4	4-8	1990	4-2	4-2	8-4	2006	4-2	3-1	7-3
1975	4-2	2-4	6-6	1991	2-4	2-4	4-8	2007	3-1	1-3	4-4
1976	5-1	3-3	8-4	1992	4-2	3-3	7-5	2008	4-3*	0-3	4-6
1977	2-4	1-4	3-8	1993	2-4	1-5	3-9	2009	2-1	3-4	5-5
1978	3-2	2-3	5-5	1994	1-5	2-4	3-9	2010	4-2	1-2	5-4
1979	2-4	1-5	3-9	1995	2-5	2-3	4-8	2011	1-1	1-5	2-6
1980	2-4	1-5	3-9	1996	4-2	1-6	5-8	2012	6-0	2-1	8-1
1981	4-2	1-5	5-7	1997	3-3	1-4	4-7	Totals	136-115*	91-160	227-275
1982	4-2	0-6	4-8	1998	1-4	1-5	2-9				
1983	2-4	2-4	4-8	1999	4-2	2-2	6-4				

*includes 1-1 in Tokyo, Japan

CHICAGO WHITE SOX



American League Central
U.S. Cellular Field
333 West 35th Street
Chicago, IL 60616

Switchboard: (312) 674-1000

Press Box: (312) 674-5190

Media Relations: (312) 674-5300

Media Relations FAX: (312) 674-5116

Chairman Jerry Reinsdorf
Senior Vice President, General Manager Rick Hahn
Manager Robin Ventura
85-77 (1 season)
Senior Vice President, Communications Scott Reifert (312) 674-5302
Director, Media Relations Bob Beghtol (312) 674-5303
Manager, Media Relations Ray Garcia (312) 674-5300
Director of Team Travel Ed Cassin (312) 674-5296
Stadium U.S. Cellular Field
Capacity / Opened 40,615 / 1991

SERIES FACTS

Longest A's Winning Streak: 11, June 20-September 7, 1970
Longest White Sox Winning Streak: 9, August 1, 1996-August 5, 1997
Last A's Series Sweep at Oakland (3 games): August 14-16, 2007
Last A's Series Sweep at Oakland (4 games): August 5-8, 1999
Last A's Series Sweep at Chicago (3 games): July 8-10, 2005
Last A's Series Sweep at Chicago (4 games): May 22-24, 1970
Last White Sox Series Sweep at Oakland (3 games): May 16-18, 1997
Last White Sox Series Sweep at Oakland (4 games): Sept. 24-27, 1987
Last White Sox Series Sweep at Chicago (3 games): May 22-24, 2006
Last White Sox Series Sweep at Chicago (4 games): May 8-11, 1997
Most Runs in a Game by Oakland: 16 (twice), last: April 27, 2002 (16-1)
Most Runs in a Game by Chicago: 17 (twice), last: Sept. 23, 1992 (17-6)
Widest Margin of Victory by Oakland: 15, April 27, 2002 (16-1)
Widest Margin of Victory by Chicago: 16, October 3, 1987 (17-1)

SERIES BREAKDOWN

	W	L	PCT.
PHI vs. White Sox (1901-54)	585	589	.498
KC vs. White Sox (1955-67)	92	166	.357
OAK vs. White Sox (1968-2012)	290	270	.518
Totals	967	1025	.485
at the Coliseum	153	130	.541
at U.S. Cellular Field	55	52	.514

2013 SCHEDULE

Dates	Site	Times
May 31-June 2	OAK	7:05, 1:05, 1:05
June 6-9	CWS	5:10, 5:10, 4:10, 11:10

2012 RECAP

Date	H-A	W-L	Score	Winner	Loser
4/23	H	L	0-4	PEAVY	Colon
4/24	H	W	2-0	Milone	Floyd
4/25	H	W	5-4 (14)	Miller	Santiago
8/10	A	L	3-4	Myers	Neshek
8/11	A	W	9-7	Cook	Thornton
8/12	A	L	3-7	Sale	Colon
Totals		3-3	22-26		

YEAR-BY-YEAR SERIES RESULTS

Year	Home	Road	Totals	Year	Home	Road	Totals	Year	Home	Road	Totals
1968	4-5	4-5	8-10	1984	4-2	3-4	7-6	2000	2-4	1-2	3-6
1969	6-3	4-5	10-8	1985	3-4	2-4	5-8	2001	3-0	5-1	8-1
1970	7-2	9-0	16-2	1986	4-2	2-5	6-7	2002	6-0	1-2	7-2
1971	1-8	6-3	7-11	1987	3-4	1-5	4-9	2003	2-1	3-3	5-4
1972	6-3	2-4	8-7	1988	3-3	5-2	8-5	2004	5-1	2-1	7-2
1973	6-3	6-3	12-6	1989	4-3	4-2	8-5	2005	4-2	3-0	7-2
1974	7-2	4-5	11-7	1990	1-5	4-3	5-8	2006	3-0	0-3	3-3
1975	6-3	3-6	9-9	1991	4-3	2-4	6-7	2007	4-2	1-2	5-4
1976	6-3	3-5	9-8	1992	4-2	4-3	8-5	2008	1-2	3-3	4-5
1977	3-5	2-5	5-10	1993	3-4	3-3	6-7	2009	1-2	4-2	5-4
1978	3-4	5-3	8-7	1994	1-5	2-1	3-6	2010	4-2	1-2	5-4
1979	3-4	1-5	4-9	1995	3-3	2-4	5-7	2011	1-2	3-4	4-6
1980	3-3	4-3	7-6	1996	2-4	5-1	7-5	2012	2-1	1-2	3-3
1981	2-5	4-2	6-7	1997	1-4	2-4	3-8	Totals	153-130	137-140	290-270
1982	1-5	3-4	4-9	1998	3-2	4-2	7-4				
1983	4-3	1-5	5-8	1999	4-0	3-3	7-3				

CLEVELAND INDIANS



American League Central
Progressive Field
2401 Ontario Street
Cleveland, OH 44115

Switchboard: (216) 420-4200

Press Box: (216) 420-4654

Media Relations: (216) 420-4380

Media Relations FAX: (216) 420-4430

Owner & Chief Executive Officer Lawrence J. Dolan
Executive Vice President, General Manager Chris Antonetti
Manager Terry Francona
1029-915 (12 seasons)
0-0 (1st season with Cleveland)

Director, Baseball Information Bart Swain (216) 420-4386

Coordinator, Baseball Information Court Berry-Tripp (216) 420-4391

Director, Team Travel Mike Seghi (216) 420-4303

Stadium Progressive Field

Capacity / Opened 42,241 / 1994

SERIES FACTS

Longest A's Winning Streak: 10, July 31, 1971-August 18, 1972

Longest Indians Winning Streak: 13, May 27, 1994-July 23, 1995

Last A's Series Sweep at Oakland (3 games): August 17-19, 2012

Last A's Series Sweep at Oakland (4 games): September 17-20, 2009

Last A's Series Sweep at Cleveland (3 games): September 18-20, 1989

Last A's Series Sweep at Cleveland (4 games): August 27-30, 2012

Last Indians Series Sweep at Oakland (3 games): April 10-12, 2000

Last Indians Series Sweep at Oakland (4 games): April 26-29, 1999

Last Indians Series Sweep at Cleveland (3 games): May 13-15, 2008

Last Indians Series Sweep at Cleveland (4 games): July 14-16, 1995

Most Runs in a Game by Oakland: 17, August 2, 2001 (17-4)

Most Runs in a Game by Cleveland: 20, May 4, 1991 (20-6)

Widest Margin of Victory by Oakland: 13, August 2, 2001 (17-4)

Widest Margin of Victory by Cleveland: 14, May 4, 1991 (20-6)

SERIES BREAKDOWN

	W	L	PCT.
PHI vs. Indians (1901-54)	529	642	.452
KC vs. Indians (1955-67)	106	151	.412
OAK vs. Indians (1968-2012)	258	222	.538
Totals	893	1015	.468
at the Coliseum	136	98	.581
at Progressive Field	37	55	.402

2013 SCHEDULE

Dates	Site	Times
May 6-9	CLE	4:05, 4:05, 4:05, 9:05
Aug. 16-18	OAK	7:05, 6:05, 1:05

2012 RECAP

Date	H-A	W-L	Score	Winner	Losers
4/20	H	L	3-4	Jimenez	Godfrey
4/21	H	L	1-5	Gomez	McCarthy
4/22	H	W	5-1	Ross	Masterson
8/17	H	W	6-4	Norberto	Smith
8/18	H	W	8-5	Colon	Kluber
8/19	H	W	7-0	Parker	Masterson
8/27	A	W	3-0	Anderson	Hernandez
8/28	A	W	7-0	Milone	McAllister
8/29	A	W	8-4	Blackley	Kluber
8/30	A	W	12-7	Parker	Masterson
Totals	8-2	60-30			

YEAR-BY-YEAR SERIES RESULTS

Year	Home	Road	Totals	Year	Home	Road	Totals	Year	Home	Road	Totals
1968	7-2	5-4	12-6	1984	2-4	3-3	5-7	2000	3-3	3-3	6-6
1969	3-3	4-2	7-5	1985	5-1	4-2	9-3	2001	1-3	2-1	3-4
1970	3-3	2-4	5-7	1986	2-4	0-6	2-10	2002	1-2	4-0	5-2
1971	4-2	4-2	8-4	1987	4-2	4-2	8-4	2003	5-1	1-2	6-3
1972	6-0	4-2	10-2	1988	5-1	3-3	8-4	2004	2-1	1-5	3-6
1973	5-1	4-2	9-3	1989	4-2	6-0	10-2	2005	2-1	1-5	3-6
1974	4-2	3-3	7-5	1990	5-1	3-3	8-4	2006	4-2	2-1	6-3
1975	5-1	5-1	10-2	1991	3-3	4-2	7-5	2007	2-1	2-5	4-6
1976	4-2	4-2	8-4	1992	3-3	3-3	6-6	2008	2-1	2-4	4-5
1977	1-4	2-3	3-7	1993	2-4	2-4	4-8	2009	4-0	1-2	5-2
1978	3-2	3-3	6-4	1994	0-3	0-3	0-6	2010	2-1	4-2	6-3
1979	3-3	1-5	4-8	1995	0-3	0-4	0-7	2011	1-2	1-3	2-5
1980	4-2	2-4	6-6	1996	4-2	2-4	6-6	2012	4-2	4-0	8-2
1981	1-1	1-2	2-3	1997	2-3	2-4	4-7	Totals	136-98	122-124	258-222
1982	3-3	5-1	8-4	1998	4-1	4-2	8-3				
1983	1-5	4-2	5-7	1999	1-5	1-5	2-10				

OPPONENTS

DETROIT TIGERS



American League Central
Comerica Park

2100 Woodward Avenue
Detroit, MI 48201

Switchboard: (313) 471-2000

Press Box: (313) 471-2103, 2104

Media Relations: (313) 471-2114

Media Relations FAX: (313) 471-2138

Owner, Director..... Michael Ilitch
President, Chief Executive Officer, General Manager.. David Dombrowski
Manager..... Jim Leyland

1676-1659 (21 seasons overall)
607-528 (7 seasons with Detroit)

Director, Baseball Media Relations..... Brian Britten (313) 471-2276

Manager, Baseball Media Relations..... Rick Thompson (313) 471-2114

Advisor, Team Travel..... Bill Brown (313) 471-2092

Stadium..... Comerica Park

Capacity / Opened..... 41,225 / 2000

SERIES FACTS

Longest A's Winning Streak: 7, September 6, 1986-May 9, 1987
 Longest Tigers Winning Streak: 7, September 14, 1997-August 14, 1998
 Last A's Series Sweep at Oakland (3 games): June 2-4, 2008
 Last A's Series Sweep at Oakland (4 games): None
 Last A's Series Sweep at Detroit (3 games): August 23-25, 2002
 Last A's Series Sweep at Detroit (4 games): August 3-6, 2001
 Last Tigers Series Sweep at Oakland (3 games): None
 Last Tigers Series Sweep at Oakland (4 games): None
 Last Tigers Series Sweep at Detroit (3 games): May 15-17, 2009
 Last Tigers Series Sweep at Detroit (4 games): August 10-12, 1965
 Most Runs in a Game by Oakland: 16 (twice), last: Aug. 10, 2007 (16-10)
 Most Runs in a Game by Detroit: 20, April 13, 1993 (20-4)
 Widest Margin of Victory by Oakland: 12 (twice), last: June 19, 1999 (13-1)
 Widest Margin of Victory by Detroit: 16, April 13, 1993 (20-4)

SERIES BREAKDOWN

	W	L	PCT.
PHI vs. Tigers (1901-54)	562	601	.483
KC vs. Tigers (1955-67)	106	152	.411
OAK vs. Tigers (1968-2012)	239	232	.507
Totals	907	985	.479
at the Coliseum	134	103	.565
at Comerica Park	27	21	.563

2013 SCHEDULE

Dates	Site	Times
April 12-14	OAK	7:05, 1:05, 1:05
Aug. 26-29	DET	4:05, 4:05, 4:05, 10:05

2012 RECAP

Date	H-A	W-L	Score	Winner	Loser
5/10	H	L	6-10	Scherzer	Colon
5/11	H	W	11-4	Milone	Porcello
5/12	H	W	3-1	McCarthy	Fister
5/13	H	L	1-3	Verlander	Parker
9/18	A	L	2-12	Downs	Griffin
9/19	A	L	2-6	Verlander	Anderson
9/20	A	W	12-4	Neshek	Sanchez
Totals	3-4	37-40			

YEAR-BY-YEAR SERIES RESULTS

Year	Home	Road	Totals
1968	3-6	2-7	5-13
1969	3-3	2-4	5-7
1970	3-3	3-3	6-6
1971	4-2	4-2	8-4
1972	4-2	4-2	8-4
1973	4-2	1-5	5-7
1974	3-3	4-2	7-5
1975	2-4	4-2	6-6
1976	4-2	2-4	6-6
1977	3-2	2-3	5-5
1978	2-3	2-3	4-6
1979	2-4	3-3	5-7
1980	4-2	2-4	6-6
1981	2-1	0-0	2-1
1982	2-4	1-5	3-9
1983	4-2	2-4	6-6

Year	Home	Road	Totals
1984	3-3	0-6	3-9
1985	2-4	2-4	4-8
1986	4-2	2-4	6-6
1987	4-2	3-3	7-5
1988	4-2	4-2	8-4
1989	4-2	4-2	8-4
1990	4-2	2-4	6-6
1991	4-2	4-2	8-4
1992	4-2	2-4	6-6
1993	3-3	1-5	4-8
1994	3-0	1-5	4-5
1995	2-0	1-2	3-2
1996	3-3*	5-1	8-4
1997	2-4	2-3	4-7
1998	3-3	1-4	4-7
1999	2-2	4-2	6-4

Year	Home	Road	Totals
2000	3-3	1-3	4-6
2001	2-1	4-0	6-1
2002	3-1	3-0	6-1
2003	2-1	4-2	6-3
2004	3-3	2-1	5-4
2005	3-0	2-1	5-1
2006	3-3	1-2	4-5
2007	4-2	2-2	6-4
2008	3-0	3-3	6-3
2009	4-2	0-3	4-5
2010	0-2	3-1	3-3
2011	4-4	1-1	5-5
2012	2-2	1-2	3-4
Totals	136-105*	103-127	239-232

*includes 2-2 in Las Vegas

HOUSTON ASTROS



American League West
Minute Maid Park
501 Crawford St.
Houston, TX 77002
Switchboard: (713) 259-8000
Press Box: (713) 259-8574
Media Relations: (713) 259-8900
Media Relations FAX: (713) 259-8025

Owner and Chairman Jim Crane
President and Chief Executive Officer George Postolos
General Manager Jeff Luhnow
Manager Bo Porter
0-0 (1st season)
Senior Director, Media Relations Gene Dias (713) 259-8985
Manager, Media Relations Steve Grande (713) 259-8990
Director, Team Travel Barry Waters (713) 259-8916
Stadium Minute Maid Park
Capacity / Opened 40,981 / 2000

SERIES FACTS

Longest A's Winning Streak: 3, June 7-9, 2002
Longest Astros Winning Streak: 1, June 12, 2007
Last A's Series Sweep at Oakland (3 games): June 7-9, 2002
Last A's Series Sweep at Oakland (4 games): None
Last A's Series Sweep at Houston (3 games): None
Last A's Series Sweep at Houston (4 games): None
Last Astros Series Sweep at Oakland (3 games): None
Last Astros Series Sweep at Oakland (4 games): None
Last Astros Series Sweep at Houston (3 games): None
Last Astros Series Sweep at Houston (4 games): None
Most Runs in a Game by Oakland: 7 (twice), last: June 13, 2007 (7-3)
Most Runs in a Game by Houston: 6, June 9, 2002 (6-7)
Widest Margin of Victory by Oakland: 4 (twice), last: June 13, 2007 (7-3)
Widest Margin of Victory by Houston: 1, June 12, 2007 (5-4)

SERIES BREAKDOWN

	W	L	PCT.
OAK vs. Astros (2002-07)	5	1	.833
Totals at the Coliseum	5	1	.833
at Minute Maid Park	2	1	.667

2013 SCHEDULE

Dates	Site	Times
April 5-7	HOU	5:05, 4:05, 11:05
April 15-17	OAK	7:05, 7:05, 12:35
May 24-26	HOU	5:05, 4:15, 11:05
July 22-24	HOU	5:05, 5:05, 11:05
Aug. 13-15	OAK	7:05, 7:05, 12:35
Sept. 5-8	OAK	7:05, 7:05, 1:00, 1:05

2007 RECAP

Date	H-A	W-L	Score	Winner	Loser
6/12	A	L	4-5	Borkowski	Flores
6/13	A	W	7-3	Blanton	Wheeler
6/14	A	W	6-5	Embree	Moehler
Totals		2-1	17-13		

YEAR-BY-YEAR SERIES RESULTS

Year	Home	Road	Totals
2002	3-0	0-0	3-0
2007	0-0	2-1	2-1
Totals	3-0	2-1	5-1

OAKLAND ATHLETICS 20 OR MORE HITS IN A GAME

Hits	Opponent	Date
29	at Texas	July 1, 1979
25	at Boston	June 14, 1969
24	at Cleveland	August 28, 1998
24	Texas	September 30, 2000
24	San Francisco	June 26, 2005
23	at Texas	May 10, 1973
22	at Minnesota	April 27, 1980
22	Cincinnati	June 9, 2004
22	Minnesota	July 20, 2009
21	at Baltimore	April 26, 1974
21	at Seattle	April 13, 1990
21	at Detroit	August 15, 1998
21	at Kansas City	June 18, 2000

Hits	Opponent	Date
21	at Boston	July 28, 2009
20	New York	June 12, 1971
20	at Cleveland	August 3, 1980
20	Cleveland	August 24, 1981
20	at California	July 30, 1983
20	at Texas	October 2, 1985
20	at Minnesota	April 10, 1994
20	at Kansas City	May 3, 2000
20	at Tampa Bay	September 15, 2000
20	at Cleveland	August 2, 2001
20	at Los Angeles	May 1, 2008
20	at Chicago (AL)	September 8, 2009

KANSAS CITY ROYALS



American League Central
Kauffman Stadium

1 Royal Way
Kansas City, MO 64129

Switchboard: (816) 921-8000

Press Box: (816) 504-4391, 4392, 4393

Media Relations: (816) 504-4362, 4368, 4369

Media Relations FAX: (816) 921-5775

Owner/Chief Executive OfficerDavid Glass

President Dan Glass

Senior VP, Baseball Operations, General ManagerDayton Moore

ManagerNed Yost

655-755 (9 seasons)

198-253 (3 seasons with Kansas City)

Vice President, Communications and BroadcastingMike Swanson

(816) 504-4713

Director, Media Relations.....David Holtzman (816) 504-4368

Senior Director, Team Travel and Clubhouse Operations ..Jeff Davenport

(816) 504-4755

StadiumKauffman Stadium

Capacity / Opened37,903 / 1973

SERIES FACTS

Longest A's Winning Streak: 10, May 31, 2003-May 23, 2004

Longest Royals Winning Streak: 8, September 4, 1978-June 18, 1979

Last A's Series Sweep at Oakland (3 games): April 18-20, 2008

Last A's Series Sweep at Oakland (4 games): September 26-28, 1977

Last A's Series Sweep at Kansas City (3 games): July 16-18, 2010

Last A's Series Sweep at Kansas City (4 games): None

Last Royals Series Sweep at Oakland (3 games): July 28-30, 2008

Last Royals Series Sweep at Oakland (4 games): None

Last Royals Series Sweep at Kansas City (3 games): Sept. 2-4, 2008

Last Royals Series Sweep at Kansas City (4 games): August 1-4, 1994

Most Runs in a Game by Oakland: 21, June 18, 2000 (21-3)

Most Runs in a Game by Kansas City: 16 (seven times), last: September 14, 1998 (16-6)

Widest Margin of Victory by Oakland: 18, June 18, 2000 (21-3)

Widest Margin of Victory by Kansas City: 16, June 25, 1984 (16-0)

SERIES BREAKDOWN

	W	L	PCT.
OAK vs. Royals (1969-2012)	300	248	.547
Total	300	248	.547
at the Coliseum	165	109	.602
at Kauffman Stadium	115	123	.483

2013 SCHEDULE

Dates	Site	Times
May 17-19	OAK	7:05, 6:05, 1:05
July 5-7	KC	5:10, 4:10, 11:10

2012 RECAP

Date	H-A	W-L	Score	Winner	Loser
4/9	H	W	1-0	Milone	Mendoza
4/10	H	L	0-3 (8)	Duffy	Godfrey
4/11	H	W	5-4 (12)	Carignan	Broxton
6/1	A	L	0-2	Paulino	Colon
6/2	A	W	9-3	McCarthy	Hochevar
6/3	A	L	0-2	Mazzaro	Milone
8/14	A	L	0-5	Guthrie	Parker
8/15	A	L	2-3	Smith	McCarthy
8/16	A	W	3-0	Straily	Hochevar
Totals	4-5	20-22			

YEAR-BY-YEAR SERIES RESULTS

Year	Home	Road	Totals	Year	Home	Road	Totals	Year	Home	Road	Totals
1969	4-5	6-3	10-8	1984	4-2	4-3	8-5	1999	5-1	1-5	6-6
1970	7-2	4-5	11-7	1985	3-4	2-4	5-8	2000	3-3	5-1	8-4
1971	7-2	6-3	13-5	1986	2-4	3-4	5-8	2001	2-1	4-2	6-3
1972	7-2	4-5	11-7	1987	3-4	5-1	8-5	2002	5-1	3-0	8-1
1973	6-3	4-5	10-8	1988	2-4	3-4	5-8	2003	2-1	5-1	7-2
1974	7-2	3-6	10-8	1989	4-3	2-4	6-7	2004	4-2	3-0	7-2
1975	8-1	3-6	11-7	1990	5-1	4-3	9-4	2005	1-2	3-0	4-2
1976	5-4	4-5	9-9	1991	4-3	3-3	7-6	2006	1-2	4-2	5-4
1977	5-3	1-6	6-9	1992	5-1	4-3	9-4	2007	2-5	2-1	4-6
1978	3-4	2-6	5-10	1993	5-2	2-4	7-6	2008	3-3	0-3	3-6
1979	3-4	1-5	4-9	1994	1-2	2-5	3-7	2009	4-1	2-1	6-2
1980	4-2	3-4	7-6	1995	3-4	5-1	8-5	2010	2-1	4-2	6-3
1981	1-2	2-1	3-3	1996	5-1	2-4	7-5	2011	3-3	2-1	5-4
1982	3-3	3-4	6-7	1997	3-2	5-1	8-3	2012	2-1	2-4	4-5
1983	4-3	2-4	6-7	1998	3-3	1-4	4-7	Totals	165-109	135-139	300-248

LOS ANGELES ANGELS OF ANAHEIM



American League West
Angel Stadium
2000 E. Gene Autry Way
Anaheim, CA 92806

Switchboard: (714) 940-2000

Press Box: (714) 940-2705

Media Relations: (714) 940-2014

Media Relations FAX: (714) 940-2205

Owner Arturo Moreno
Chairman Dennis Kuhl
General Manager Jerry Dipoto
Manager Mike Scioscia
1155-951 (13 seasons)

Vice President, Communications Tim Mead (714) 940-2003

Communications Manager Eric Kay (714) 940-2173

Traveling Secretary Tom Taylor (714) 940-2016

Stadium Angel Stadium

Capacity / Opened 45,389 / 1966

SERIES FACTS

Longest A's Winning Streak: 10 (twice), last: April 26, 1991-April 20, 1992

Longest Angels Winning Streak: 12, Sept. 18, 1996-Sept. 17, 1997

Last A's Series Sweep at Oakland (3 games): June 29-July 1, 2004

Last A's Series Sweep at Oakland (4 games): April 18-20, 1980

Last A's Series Sweep at Los Angeles (3 games): July 3-5, 1998

Last A's Series Sweep at Los Angeles (4 games): October 4-7, 2001

Last Angels Series Sweep at Oakland (3 games): September 3-5, 2012

Last Angels Series Sweep at Oakland (4 games): July 10-13, 1997

Last Angels Series Sweep at Los Angeles (3 games): Sept. 27-29, 2010

Last Angels Series Sweep at Los Angeles (4 games): June 19-22, 1997

Most Runs in a Game by Oakland: 18, June 27, 1996 (18-2)

Most Runs in a Game by Los Angeles: 17, July 4, 1979 (17-6)

Widest Margin of Victory by Oakland: 16, June 27, 1996 (18-2)

Widest Margin of Victory by Los Angeles: 12 (twice), last: July 28, 1982 (13-1)

SERIES BREAKDOWN

	W	L	PCT.
KC vs. Angels (1961-67)	49	77	.389
OAK vs. Angels (1968-2012)	386	313	.552
Totals	435	390	.527
at the Coliseum	199	149	.572
at Angel Stadium (since 1968)	187	164	.533

2013 SCHEDULE

Dates	Site	Times
April 9-11	LAA	7:05, 7:05, 7:05
April 29-May 1	OAK	7:05, 7:05, 12:35
July 19-21	LAA	7:05, 6:05, 12:35
July 25-28	OAK	7:05, 7:05, 6:05, 1:05
Sept. 16-18	OAK	7:05, 7:05, 12:35
Sept. 23-25	LAA	7:05, 7:05, 12:35

2012 RECAP

Date	H-A	W-L	Score	Winner	Loser
4/16	A	L	0-6	Weaver	McCarthy
4/17	A	W	5-3	Fuentes	Jepsen
4/18	A	W	6-0	Colon	Santana
4/19	A	W	4-2	Milone	Wilson
5/14	A	W	5-0	Ross	Haren
5/15	A	L	0-4	Santana	Colon
5/21	H	W	2-1	Milone	Williams
5/22	H	L	0-5	Wilson	Godfrey
5/23	H	L	1-3 (11)	Walden	Norberto
8/6	H	L	0-4	WEAVER	Parker
8/7	H	W	10-4	Colon	Wilson
8/8	H	W	9-8	Neshek	Hawkins
9/3	H	L	3-8	Wilson	Milone
9/4	H	L	1-6	Greinke	Parker
9/5	H	L	1-7	Haren	McCarthy
9/10	A	W	3-1	Parker	Haren
9/11	A	W	6-5	Straily	Williams
9/12	A	W	4-1	Griffin	Santana
9/13	A	L	0-6	Weaver	Anderson
Totals		10-9	60-74		

YEAR-BY-YEAR SERIES RESULTS

Year	Home	Road	Totals
1968	7-2	6-3	13-5
1969	7-2	5-4	12-6
1970	5-4	5-4	10-8
1971	4-5	7-2	11-7
1972	5-4	5-4	10-8
1973	5-4	7-2	12-6
1974	7-2	5-4	12-6
1975	6-3	5-4	11-7
1976	6-3	6-3	12-6
1977	6-1	4-4	10-5
1978	3-5	3-4	6-9
1979	1-5	2-5	3-10
1980	6-1	4-2	10-3
1981	4-2	4-0	8-2
1982	3-4	1-5	4-9
1983	4-2	4-3	8-5

Year	Home	Road	Totals
1984	2-5	4-2	6-7
1985	4-2	3-4	7-6
1986	2-5	1-5	3-10
1987	2-4	5-2	7-6
1988	6-1	3-3	9-4
1989	4-2	4-3	8-5
1990	4-3	5-1	9-4
1991	6-0	6-1	12-1
1992	5-2	3-3	8-5
1993	4-2	3-4	7-6
1994	3-0	3-3	6-3
1995	5-1	2-5	7-6
1996	3-4	4-2	7-6
1997	0-6	1-5	1-11
1998	4-2	3-3	7-5
1999	3-3	1-5	4-8

Year	Home	Road	Totals
2000	5-2	3-3	8-5
2001	7-3	7-3	14-6
2002	7-3	4-6	11-9
2003	7-3	5-5	12-8
2004	4-5	5-5	9-10
2005	5-5	4-5	9-10
2006	3-7	5-4	8-11
2007	5-4	5-5	10-9
2008	4-5	5-5	9-10
2009	1-8	6-4	7-12
2010	6-4	2-7	8-11
2011	6-3	5-5	11-8
2012	3-6	7-3	10-9
Totals	199-149	187-164	386-313

OPPONENTS

MINNESOTA TWINS



American League Central
Target Field
1 Twins Way
Minneapolis, MN 55403

Switchboard: (612) 659-3400
Press Box: (612) 659-3400, ext. 2400
Media Relations: (612) 659-3471
Media Relations FAX: (612) 659-4029

Chief Executive Officer Jim Pohlad
Chairman, Executive Board Jerry Bell
President Dave St. Peter
Executive Vice President, General Manager Terry Ryan
Manager Ron Gardenhire
932-851 (11 seasons)
Director, Baseball Communications and Player Relations Dustin Morse (612) 659-3472
Manager, Baseball Communications Mitch Hestad (612) 659-3473
Coordinator, Player Relations and Media Services Andrew Heydt (612) 659-3474
Director, Team Travel Mike Herman (612) 659-3471
Stadium Target Field
Capacity / Opened 39,021 / 2010

SERIES FACTS

Longest A's Winning Streak: 9, August 13, 1980-April 22, 1981
Longest Twins Winning Streak: 8 (twice), last: May 21-July 20, 2003
Last A's Series Sweep at Oakland (3 games): August 30-Sept. 1, 2002
Last A's Series Sweep at Oakland (4 games): None
Last A's Series Sweep at Minnesota (3 games): July 13-15, 2012
Last A's Series Sweep at Minnesota (4 games): April 9-12, 1981
Last Twins Series Sweep at Oakland (3 games): July 18-20, 1997
Last Twins Series Sweep at Oakland (4 games): August 13-15, 1993
Last Twins Series Sweep at Minnesota (3 games): May 28-30, 2012
Last Twins Series Sweep at Minnesota (4 games): July 12-15, 2007
Last Twins Series Sweep at Minnesota (5 games): July 30-Aug. 2, 1976
Most Runs in a Game by Oakland: 16, July 22, 2009 (16-1)
Most Runs in a Game by Minnesota: 20, April 27, 1980 (20-11)
Widest Margin of Victory by Oakland: 15, July 22, 2009 (16-1)
Widest Margin of Victory by Minnesota: 12 (twice), last: September 7, 1969 (16-4)

SERIES BREAKDOWN

	W	L	PCT.
PHI vs. Senators (1901-54)	579	572	.503
KC vs. Senators (1955-60)	68	64	.515
KC vs. Twins (1961-67)	57	69	.452
OAK vs. Twins (1968-2012)	278	289	.490
Totals	982	994	.497
at the Coliseum	154	126	.550
at Target Field	7	8	.467

2013 SCHEDULE

Dates	Site	Times
Sept. 10-12	MIN	5:10, 5:10, 10:10
Sept. 19-22	OAK	7:05, 7:05, 1:00, 1:05

2012 RECAP

Date	H-A	W-L	Score	Winner	Loser
5/28	A	L	4-5	Burnett	Cook
5/29	A	L	2-3	Perkins	Fuentes
5/30	A	L	0-4	Liriano	Ross
7/13	A	W	6-3	Griffin	Liriano
7/14	A	W	9-3	Milone	De Vries
7/15	A	W	9-4	Parker	Duensing
8/20	H	L	2-7	Duensing	McCarthy
8/21	H	W	4-1	Anderson	De Vries
8/22	H	W	5-1	Milone	Hendriks
Totals	5-4	41-31			

YEAR-BY-YEAR SERIES RESULTS

Year	Home	Road	Totals	Year	Home	Road	Totals	Year	Home	Road	Totals
1968	6-3	4-5	10-8	1984	4-3	1-5	5-8	2000	2-4	5-1	7-5
1969	3-6	2-7	5-13	1985	3-1	2-7	5-8	2001	1-2	3-3	4-5
1970	2-7	3-6	5-13	1986	4-3	3-3	7-6	2002	4-2	2-1	6-3
1971	5-4	5-4	10-8	1987	3-3	0-7	3-10	2003	1-2	0-6	1-8
1972	6-2	3-6	9-8	1988	4-3	4-2	8-5	2004	2-1	3-1	5-2
1973	2-7	2-7	4-14	1989	4-2	3-4	7-6	2005	3-3	3-1	6-4
1974	7-2	6-3	13-5	1990	5-2	2-4	7-6	2006	3-1	1-5	4-6
1975	6-3	6-3	12-6	1991	3-3	2-5	5-8	2007	2-1	0-4	2-5
1976	6-3	1-8	7-11	1992	4-3	4-2	8-5	2008	4-3	1-2	5-5
1977	4-3	2-5	6-8	1993	1-5	4-3	5-8	2009	4-3	2-1	6-4
1978	3-5	3-4	6-9	1994	2-2	3-0	5-2	2010	1-2	2-4	3-6
1979	2-4	2-5	4-9	1995	4-2	3-3	7-5	2011	2-3	2-1	4-4
1980	5-2	2-4	7-6	1996	4-2	3-4	7-6	2012	2-1	3-3	5-4
1981	3-0	5-2	8-2	1997	2-4	2-3	4-7	Totals	154-126	124-163	278-289
1982	5-2	5-1	10-3	1998	3-3	4-1	7-4				
1983	4-2	5-2	9-4	1999	4-2	1-5	5-7				

NEW YORK YANKEES



American League East
Yankee Stadium
One East 161st Street
Bronx, NY 10451

Switchboard: (718) 293-4300

Press Box: (718) 579-4460

Media Relations: (718) 579-4460

Media Relations FAX: (718) 293-8414

Managing General Partner / Co-Chairperson. Harold Z. (Hal) Steinbrenner
General Partner / Co-Chairperson Henry G. Steinbrenner
Senior Vice President / General Manager Brian Cashman
Manager Joe Girardi

557-415 (6 seasons overall)

479-331 (5 seasons with New York)

Dir., Communications and Media Relations..... Jason Zillo (718) 579-4515

Asst. Dir., Media & Player Relations Jason Latimer (718) 579-4519

Traveling Secretary Ben Tuliebitz (718) 579-4447

Stadium Yankee Stadium

Capacity / Opened 50,291 / 2009

SERIES FACTS

Longest A's Winning Streak: 16, September 9, 1989-May 1, 1991

Longest Yankees Winning Streak: 11, July 5, 2010-July 22, 2011

Last A's Series Sweep at Oakland (3 games): August 10-12, 2001

Last A's Series Sweep at Oakland (4 games): July 19-22, 2012

Last A's Series Sweep at New York (3 games): June 9-11, 2006

Last A's Series Sweep at New York (4 games): July 14-16, 1972

Last Yankees Series Sweep at Oakland (3 games): May 25-27, 2012

Last Yankees Series Sweep at Oakland (4 games): None

Last Yankees Series Sweep at New York (3 games): July 18-20, 2008

Last Yankees Series Sweep at New York (4 games): August 30-September 2, 2010

Most Runs in a Game by Oakland: 19, August 29, 1989 (19-5)

Most Runs in a Game by New York: 22, August 25, 2011 (22-9)

Widest Margin of Victory by Oakland: 14, August 29, 1989 (19-5)

Widest Margin of Victory by New York: 16, August 26, 1997 (18-2)

SERIES BREAKDOWN

	W	L	PCT.
PHI vs. Orioles (1901-02)	21	18	.538
PHI vs. Yankees (1903-54)	445	665	.401
KC vs. Yankees (1955-67)	75	183	.291
OAK vs. Yankees (1968-2012)	226	266	.459
Totals	767	1132	.404
at the Coliseum	124	121	.506
at Yankee Stadium	5	14	.263

2013 SCHEDULE

Dates	Site	Times
May 3-5	NY	4:05, TBD, TBD
June 11-13	OAK	7:05, 7:05, 12:35

2012 RECAP

Date	H-A	W-L	Score	Winner	Losers
5/25	H	L	3-6	Nova	Ross
5/26	H	L	2-9	Sabathia	Colon
5/27	H	L	0-2	Kuroda	Milone
7/19	H	W	4-3	Griffin	Garcia
7/20	H	W	3-2	Cook	Eppley
7/21	H	W	2-1	Parker	Hughes
7/22	H	W	5-4 (12)	Blevins	Eppley
9/21	A	L	1-2 (10)	Robertson	Doolittle
9/22	A	L	9-10 (14)	Wade	Ross
9/23	A	W	5-4	Blevins	Kuroda
Totals	5-5	34-43			

YEAR-BY-YEAR SERIES RESULTS

Year	Home	Road	Totals	Year	Home	Road	Totals	Year	Home	Road	Totals
1968	2-7	6-3	8-10	1984	3-3	1-5	4-8	2000	1-2	2-4	3-6
1969	5-1	1-5	6-6	1985	4-2	1-5	5-7	2001	6-0	0-3	6-3
1970	4-2	2-4	6-6	1986	4-2	3-3	7-5	2002	1-2	3-3	4-5
1971	2-4	5-1	7-5	1987	4-2	3-3	7-5	2003	4-2	2-1	6-3
1972	4-2	5-1	9-3	1988	4-2	2-4	6-6	2004	1-2	1-5	2-7
1973	5-1	3-3	8-4	1989	4-2	5-1	9-3	2005	1-5	1-2	2-7
1974	3-3	2-4	5-7	1990	6-0	6-0	12-0	2006	2-1	4-2	6-3
1975	3-3	3-3	6-6	1991	3-3	3-3	6-6	2007	2-1	2-1	4-2
1976	2-4	4-2	6-6	1992	4-2	2-4	6-6	2008	1-2	0-3	1-5
1977	1-4	1-5	2-9	1993	4-2	2-4	6-6	2009	1-2	1-5	2-7
1978	2-3	0-5	2-8	1994	2-4	3-3	5-7	2010	1-5	0-4	1-9
1979	1-5	2-4	3-9	1995	5-1	4-3	9-4	2011	0-3	3-3	3-6
1980	3-3	1-5	4-8	1996	1-5	2-4	3-9	2012	4-3	1-2	5-5
1981	2-2	1-2	3-4	1997	3-2	2-4	5-6	Totals	124-121	102-145	226-266
1982	3-3	2-4	5-7	1998	2-4	1-4	3-8				
1983	2-4	2-4	4-8	1999	2-4	2-2	4-6				

OPPONENTS

SEATTLE MARINERS



American League West
Safeco Field

1250 First Avenue South
Seattle, WA 98134

Switchboard: (206) 346-4000

Press Box: (206) 346-4639, 4622

Media Relations: (206) 346-4000

Media Relations FAX: (206) 346-4400

Chairman, Chief Executive Officer..... Howard Lincoln
President, Chief Operating Officer..... Chuck Armstrong
Executive V.P., Baseball Operations & General Manager . Jack Zduriencik
Manager..... Eric Wedge

703-755 (9 seasons overall)
142-182 (2 seasons with Seattle)

Senior Director, Baseball Information Tim Hevly (206) 346-4402

Assistant Director, Baseball Information Jeff Evans (206) 346-4403

Director, Team Travel Ron Spelley (206) 346-4304

Stadium Safeco Field

Capacity / Opened 47,476 / 1999

SERIES FACTS

Longest A's Winning Streak: 15, April 7-August 16, 2006

Longest Mariners Winning Streak: 7, September 26, 2008-May 1, 2009

Last A's Series Sweep at Oakland (3 games): September 28-30, 2012

Last A's Series Sweep at Oakland (4 games): September 10-13, 1992

Last A's Series Sweep at Seattle (3 games): September 7-9, 2012

Last A's Series Sweep at Seattle (4 games): Sept. 30-Oct. 3, 2010

Last Mariners Series Sweep at Oakland (3 games): April 10-12, 2009

Last Mariners Series Sweep at Oakland (4 games): None

Last Mariners Series Sweep at Seattle (3 games): August 1-3, 2011

Last Mariners Series Sweep at Seattle (4 games): August 12-15, 1991

Most Runs in a Game by Oakland: 16, April 17, 1981 (16-1)

Most Runs in a Game by Seattle: 15 (three times), last: August 6, 1995
(15-8)

Widest Margin of Victory by Oakland: 15, April 17, 1981 (16-1)

Widest Margin of Victory by Seattle: 13, July 2, 2003 (13-0)

SERIES BREAKDOWN

	W	L	PCT.
OAK vs. Mariners (1977-2012)	304	224	.576
Totals	304	224	.576
at the Coliseum	168	95	.639
at Safeco Field	59	64	.480

2013 SCHEDULE

Dates	Site	Times
April 1-4	OAK	7:05, 7:05, 7:05, 12:35
May 10-12	SEA	7:10, 6:10, 1:10
June 14-16	OAK	7:05, 4:15, 1:05
June 21-23	SEA	7:10, 6:10, 1:10
Aug. 19-21	OAK	7:05, 7:05, 12:35
Sept. 27-29	SEA	7:10, 6:10, 1:10

2012 RECAP

Date	H-A	W-L	Score	Winner	Loser
3/28	H	L	1-3 (11)	Wilhelmsen	Carignan
3/29	H	W	4-1	Colon	Kelley
4/6	H	L	3-7	Vargas	McCarthy
4/7	H	L	7-8	Hernandez	Colon
4/13	A	W	4-0	Colon	Hernandez
4/14	A	L	0-4	Noesi	Milone
4/15	A	L	3-5	Beavan	Godfrey
6/25	A	W	1-0	Milone	Ramirez
6/26	A	L	2-3	Furbush	Miller
6/27	A	W	2-1	Parker	Iwakuma
7/6	H	W	4-1 (11)	Norberto	Perez
7/7	H	L	1-7	VARGAS	Parker
7/8	H	W	2-1 (13)	Norberto	Perez
9/7	A	W	6-1	Griffin	Hernandez
9/8	A	W	6-1	Anderson	Iwakuma
9/9	A	W	4-2	Milone	Vargas
9/28	H	W	8-2	Griffin	Beavan
9/29	H	W	7-4 (10)	Balfour	Perez
9/30	H	W	5-2	Doolittle	Kelley
Totals		12-7	70-53		

YEAR-BY-YEAR SERIES RESULTS

Year	Home	Road	Totals
1977	3-4	4-4	7-8
1978	7-1	6-1	13-2
1979	5-1	3-4	8-5
1980	4-3	4-2	8-5
1981	3-1	3-0	6-1
1982	4-3	2-4	6-7
1983	4-2	5-2	9-4
1984	6-1	2-4	8-5
1985	5-1	3-4	8-5
1986	5-2	5-1	10-3
1987	3-3	2-5	5-8
1988	5-2	4-2	9-4
1989	5-1	4-3	9-4

Year	Home	Road	Totals
1990	4-3	5-1	9-4
1991	6-0	0-7	6-7
1992	7-0	5-1	12-1
1993	3-3	6-1	9-4
1994	2-2	2-1	4-3
1995	5-2	2-4	7-6
1996	5-2	3-3	8-5
1997	2-4	3-3	5-7
1998	3-3	2-4	5-7
1999	4-2	2-4	6-6
2000	4-2	5-2	9-4
2001	5-5	4-5	9-10
2002	4-5	4-6	8-11

Year	Home	Road	Totals
2003	5-5	2-7	7-12
2004	7-3	4-5	11-8
2005	6-3	6-3	12-6
2006	9-0	8-2	17-2
2007	1-8	4-6	5-14
2008	6-3	4-6	10-9
2009	4-6	1-8	5-14
2010	7-2	6-4	13-6
2011	5-4	4-6	9-10
2012	6-4	6-3	12-7
Totals	169-96*	135-128	304-224

*includes 1-1 in Tokyo, Japan

TAMPA BAY RAYS



American League East
 Tropicana Field
 One Tropicana Drive
 St. Petersburg, FL 33705
 Switchboard: (727) 825-3137
 Press Box: (727) 825-3129
 Media Relations: (727) 825-3242
 Communications FAX: (727) 825-3111

Principal Owner Stuart L. Sternberg
 President Matt Silverman
 Executive Vice President, Baseball Operations Andrew Friedman
 Manager Joe Maddon
 612-573 (7 seasons + interim)
 585-549 (7 seasons with Tampa Bay)
 Vice President, Communications Rick Vaughn (727) 825-3237
 Director, Communications Dave Haller (727) 825-3485
 Traveling Secretary Jeff Ziegler (727) 825-3221
 Stadium Tropicana Field
 Capacity / Opened 34,078 / 1998

SERIES FACTS

Longest A's Winning Streak: 7 (twice), last: Sept. 2, 2001-May 26, 2002
 Longest Rays Winning Streak: 6, May 26-September 4, 1998
 Last A's Series Sweep at Oakland (3 games): August 11-13, 2006
 Last A's Series Sweep at Tampa Bay (4 games): None
 Last A's Series Sweep at Tampa Bay (3 games): None
 Last A's Series Sweep at Tampa Bay (4 games): September 10-13, 1999
 Last Rays Series Sweep at Oakland (3 games): None
 Last Rays Series Sweep at Oakland (4 games): None
 Last Rays Series Sweep at Tampa Bay (3 games): May 24-26, 2005
 Last Rays Series Sweep at Tampa Bay (4 games): July 24-27, 1998
 Most Runs in a Game by Oakland: 17, September 15, 2000 (17-3)
 Most Runs in a Game by Tampa Bay: 14 (twice), last: August 25, 2007 (14-3)
 Widest Margin of Victory by Oakland: 13, May 30, 2001 (15-2)
 Widest Margin of Victory by Tampa Bay: 11, August 25, 2007 (14-3)

SERIES BREAKDOWN

	W	L	PCT.
OAK vs. Rays (1998-2012)	86	52	.623
Totals	86	52	.623
at the Coliseum	47	21	.691
at Tropicana Field	39	31	.557

2013 SCHEDULE

Dates	Site	Times
April 19-21	TB	4:10, TBD, 10:40
Aug. 30-Sept. 1	OAK	7:05, 6:05, 1:05

2012 RECAP

Date	H-A	W-L	Score	Winner	Loser
5/4	A	L	2-7	Price	Ross
5/5	A	W	4-3 (12)	Fuentes	Peralta
5/6	A	W	9-5	Milone	Moore
7/30	H	W	4-3 (15)	Norberto	Farnsworth
7/31	H	L	0-8	SHIELDS	Milone
8/1	H	L	1-4	Cobb	Parker
8/23	A	L	0-5	COBB	Ross
8/24	A	W	5-4	Cook	Peralta
8/25	A	W	4-2	McCarthy	Hellickson
Totals	5-4	29-41			

YEAR-BY-YEAR SERIES RESULTS

Year	Home	Road	Totals	Year	Home	Road	Totals	Year	Home	Road	Totals
1998	3-2	2-4	5-6	2004	3-0	4-2	7-2	2010	4-3	0-2	4-5
1999	5-1	4-0	9-1	2005	3-0	1-5	4-5	2011	3-1	2-1	5-2
2000	3-1	4-1	7-2	2006	4-2	2-1	6-3	2012	1-2	4-2	5-4
2001	5-1	2-1	7-2	2007	1-2	3-4	4-6	Totals	47-21	39-31	86-52
2002	3-0	5-1	8-1	2008	2-4	1-2	3-6				
2003	5-1	1-2	6-3	2009	2-1	4-3	6-4				

A'S PITCHERS CAREER HITTING

PITCHER	AVG	AB	R	H	2B	3B	HR	RBI	SH	SF	HP	BB	SO	SB	CS
Anderson	.000	4	0	0	0	0	0	0	0	0	0	0	2	0	0
Balfour	.000	2	0	0	0	0	0	0	0	0	0	0	2	0	0
Blackley	.200	5	0	1	0	0	0	0	0	0	0	0	3	0	0
Chavez	.000	4	0	0	0	0	0	0	1	0	0	0	4	0	0
Colón	.111	90	1	10	0	0	5	6	1	1	0	1	53	0	0
Milone	.182	11	2	2	0	0	1	5	4	0	0	0	2	0	0
Parker	.125	8	0	1	1	0	0	0	1	0	0	0	5	0	0
Peacock	.000	4	0	0	0	0	0	0	0	0	0	0	2	0	0
Resop	.000	4	0	0	0	0	0	0	1	0	0	1	3	0	0
Werner	.083	12	0	1	0	0	0	0	2	0	0	0	4	0	0

TEXAS RANGERS



American League West
Rangers Ballpark in Arlington
1000 Ballpark Way, Suite 400
Arlington, TX 76011

Switchboard: (817) 273-5222

Press Box: (817) 273-5017, 5074

Media Relations: (817) 273-5203

Media Relations FAX: (817) 273-5110

Chief Executive Officer and President Nolan Ryan
General Manager Jon Daniels
Manager Ron Washington
520-452 (6 seasons)

Executive Vice President, Communications.....John Blake (817) 273-5208

Senior Director, Media Relations Rich Rice (817) 273-5204

Manager, Media Services Brian SanFilippo (817) 436-5909

Director, Team Travel Chris Lyngos (817) 273-5299

Stadium Rangers Ballpark in Arlington

Capacity / Opened 48,114 / 1994

SERIES FACTS

Longest A's Winning Streak: 9 (twice), last: June 26, 2003-April 6, 2004

Longest Rangers Winning Streak: 13, July 6, 1977-May 18, 1978

Last A's Series Sweep at Oakland (3 games): October 1-3, 2012

Last A's Series Sweep at Oakland (4 games): None

Last A's Series Sweep at Texas (3 games): September 14-16, 2009

Last A's Series Sweep at Texas (4 games): July 21-24, 2005

Last Rangers Series Sweep at Oakland (3 games): August 12-14, 2011

Last Rangers Series Sweep at Oakland (4 games): Sept. 23-25, 1977

Last Rangers Series Sweep at Texas (3 games): September 7-9, 2007

Last Rangers Series Sweep at Texas (4 games): July 7-10, 2011

Most Runs in a Game by Oakland: 23, September 30, 2000 (23-2)

Most Runs in a Game by Texas: 17, May 5, 2000 (17-16)

Widest Margin of Victory by Oakland: 21, Sept. 30, 2000 (23-2)

Widest Margin of Victory by Texas: 14, August 9, 2006 (14-0)

SERIES BREAKDOWN

	W	L	PCT.
KC vs. Senators (1961-67)	63	62	.504
OAK vs. Senators (1968-71)	34	20	.630
OAK vs. Rangers (1972-2012)	303	315	.491
Totals	400	397	.502
at the Coliseum	163	146	.528
at Rangers Ballpark	73	81	.474

2013 SCHEDULE

Dates	Site	Times
May 13-15	OAK	7:05, 7:05, 12:35
May 20-22	TEX	5:05, 5:05, 11:05
June 17-20	TEX	5:05, 5:05, 5:05, 11:05
Aug. 2-4	OAK	7:05, 1:05, 1:05
Sept. 2-4	OAK	1:05, 7:05, 12:35
Sept. 13-15	TEX	5:05, 5:05, 12:05

2012 RECAP

Date	H-A	W-L	Score	Winner	Loser
5/16	A	L	1-4	Darvish	Milone
5/17	A	W	5-4 (10)	Cook	Adams
6/4	H	W	12-1	Parker	Feldman
6/5	H	L	3-6	Holland	Blackley
6/6	H	W	2-0	Colon	LEWIS
6/7	H	W	7-1	McCarthy	Darvish
6/28	A	L	6-7	Feldman	Ross
6/29	A	L	3-4	Harrison	Balfour
6/30	A	L	2-7	Perez	Milone
7/1	A	W	3-1	Blackley	Darvish
7/17	H	L	1-6	Oswalt	Colon
7/18	H	W	4-3	Cook	Kirkman
9/24	A	L	4-5	Nathan	Ross
9/25	A	W	3-2 (10)	Scribner	Lowe
9/26	A	W	9-3	Parker	Perez
9/27	A	L	7-9	Harrison	Blackley
10/1	H	W	4-3	Parker	Perez
10/2	H	W	3-1	Blackley	Harrison
10/3	H	W	12-5	Scribner	Holland
Totals		11-8	91-72		

YEAR-BY-YEAR SERIES RESULTS

Year	Home	Road	Totals	Year	Home	Road	Totals	Year	Home	Road	Totals
1972	4-2	7-2	11-4	1986	2-4	1-6	3-10	2000	4-2	1-5	5-7
1973	7-2	4-5	11-7	1987	3-4	3-3	6-7	2001	4-5	5-5	9-10
1974	3-6	5-4	8-10	1988	4-2	4-3	8-5	2002	8-2	5-4	13-6
1975	6-3	6-3	12-6	1989	4-3	4-2	8-5	2003	8-1	7-3	15-4
1976	4-5	3-6	7-11	1990	3-3	5-2	8-5	2004	6-4	5-5	11-9
1977	2-6	0-7	2-13	1991	2-5	2-4	4-9	2005	4-6	7-2	11-8
1978	4-2	2-7	6-9	1992	4-2	5-2	9-4	2006	4-5	5-5	9-10
1979	1-6	1-5	2-11	1993	4-3	1-5	5-8	2007	6-4	3-6	9-10
1980	3-3	4-3	7-6	1994	3-3	4-0	7-3	2008	4-6	3-6	7-12
1981	2-1	2-1	4-2	1995	3-4	2-4	5-8	2009	6-4	5-4	11-8
1982	3-3	2-5	5-8	1996	3-3	4-3	7-6	2010	5-5	4-5	9-10
1983	2-5	0-6	2-11	1997	3-3	2-4	5-7	2011	4-6	2-7	6-13
1984	5-1	3-4	8-5	1998	2-4	4-2	6-6	2012	7-2	4-6	11-8
1985	3-4	3-3	6-7	1999	4-2	1-5	5-7	Totals	163-146	140-169	303-315

TORONTO BLUE JAYS



American League East

Rogers Centre

1 Blue Jays Way, Suite 3200

Toronto, Ontario M5V 1J1

Switchboard: (416) 341-1000

Press Box: (416) 341-1178

Media Relations: (416) 341-1301

Media Relations FAX: (416) 341-1250

SERIES BREAKDOWN

	W	L	PCT.
OAK vs. Blue Jays (1977-2012)	203	176	.536
Totals	203	176	.536
at the Coliseum	99	91	.521
at Rogers Centre	63	51	.553

2013 SCHEDULE

Dates	Site	Times
July 29-31	OAK	7:05, 7:05, 12:35
Aug. 9-12	TOR	4:07, 10:07, 10:07, 9:37

2012 RECAP

Date	H-A	W-L	Score	Winner	Losers
5/8	H	W	7-3	Balfour	Cordero
5/9	H	L	2-5	Morrow	Ross
7/24	A	W	7-2	Blackley	Cecil
7/25	A	W	16-0	Griffin	Romero
7/26	A	L	4-10	Lyon	Milone
8/2	H	W	4-1	Colon	Alvarez
8/3	H	W	5-4 (15)	Blackley	Loup
8/4	H	L	1-3 (11)	Chavez	Blevins
8/5	H	L	5-6	Laffey	Milone
Totals	5-4	51-34			

Vice Chairman, Rogers Communications Inc Phil Lind
 President and Chief Executive Officer Paul Beeston
 Senior VP, Baseball Operations and General Manager.. Alex Anthopoulos
 Manager John Gibbons
 305-305 (6 seasons)

Vice President, Communications Jay Stenhouse (416) 341-1248
 Manager, Baseball Information Mal Romanin (416) 341-1249
 Coordinator, Baseball Information Erik Grosman (416) 341-1252
 Director, Team Travel and Clubhouse Operations Mike Shaw (416) 341-1251

Stadium Rogers Centre
 Capacity / Opened 49,282 / 1989

SERIES FACTS

Longest A's Winning Streak: 9, July 22, 1980-May 24, 1981
 Longest Blue Jays Winning Streak: 8, June 18-September 15, 1982
 Last A's Series Sweep at Oakland (3 games): July 31-August 2, 2000
 Last A's Series Sweep at Oakland (4 games): May 22-24, 1981
 Last A's Series Sweep at Toronto (3 games): April 8-10, 2008
 Last A's Series Sweep at Toronto (4 games): None
 Last Blue Jays Series Sweep at Oakland (3 games): August 30-September 1, 1993
 Last Blue Jays Series Sweep at Oakland (4 games): None
 Last Blue Jays Series Sweep at Toronto (3 games): May 17-19, 2002
 Last Blue Jays Series Sweep at Toronto (4 games): August 4-7, 2008
 Most Runs in a Game by Oakland: 17 (twice), last: August 24, 2003 (17-2)
 Most Runs in a Game by Toronto: 18, July 29, 1995 (18-11)
 Widest Margin of Victory by Oakland: 16, July 25, 2012 (16-0)
 Widest Margin of Victory by Toronto: 12 (twice), last: May 29, 2008 (12-0)

YEAR-BY-YEAR SERIES RESULTS

Year	Home	Road	Totals	Year	Home	Road	Totals	Year	Home	Road	Totals
1977	2-3	5-0	7-3	1990	2-4	5-1	7-5	2003	2-1	3-1	5-2
1978	5-0	2-4	7-4	1991	3-3	3-3	6-6	2004	4-2	2-1	6-3
1979	2-4	2-4	4-8	1992	3-3	3-3	6-6	2005	4-3	1-2	5-5
1980	4-2	4-2	8-4	1993	1-5	4-2	5-7	2006	3-1	3-3	6-4
1981	6-0	4-2	10-2	1994	2-1	3-0	5-1	2007	2-4	3-0	5-4
1982	0-6	3-3	3-9	1995	2-3	1-4	3-7	2008	1-2	3-4	4-6
1983	4-2	2-4	6-6	1996	1-5*	3-3	4-8	2009	2-4	1-2	3-6
1984	2-4	2-4	4-8	1997	4-1	2-4	6-5	2010	2-1	1-3	3-4
1985	2-4	3-3	5-7	1998	3-3	2-3	5-6	2011	2-2	3-3	5-5
1986	5-1	3-3	8-4	1999	2-2	6-0	8-2	2012	3-3	2-1	5-4
1987	3-3	4-2	7-5	2000	4-2	3-1	7-3	Totals	99-93*	104-83	203-176
1988	3-3	6-0	9-3	2001	2-1	4-2	6-3				
1989	4-2	3-3	7-5	2002	3-3	0-3	3-6				

*includes 0-2 in Las Vegas

OPPONENTS

CHICAGO CUBS



National League Central
 Wrigley Field
 1060 West Addison
 Chicago, IL 60613
Switchboard: (773) 404-2827
Press Box: (773) 404-4209
Media Relations: (773) 404-4191
Media Relations FAX: (773) 404-4129

Chairman Tom Ricketts
President, Baseball Operations Theo Epstein
Executive Vice President and General Manager Jed Hoyer
Manager Dale Sveum: 68-106 (2 seasons)
 61-101 (1 season with Chicago)
Director, Media Relations Peter Chase (773) 404-4020
Assistant Director, Media Relations Jason Carr (773) 404-4023
Assistant, Media Relations Dusty Harrington (773) 404-4049
Traveling Secretary TBA
Stadium Wrigley Field
Capacity / Opened 41,009 / 1914

SERIES FACTS

Longest A's Winning Streak: 1 (twice), last: June 15, 2010
Longest Cubs Winning Streak: 2 (twice), last: June 16, 2010 to present
Most Runs in a Game by Oakland: 9, June 15, 2010 (9-5)
Most Runs in a Game by Chicago: 6, June 16, 2010 (2-6)
Widest Margin of Victory by Oakland: 4, June 15, 2010 (9-5)
Widest Margin of Victory by Chicago: 4, June 16, 2010 (2-6)

SERIES BREAKDOWN

	W	L	PCT.
OAK vs. Cubs (2004-10)	2	4	.333
Totals	2	4	.333
at the Coliseum	0	0	—
at Wrigley Field	2	4	.333

2013 SCHEDULE

Dates	Site	Times
July 2-4	OAK	7:05, 7:05, 1:05

YEAR-BY-YEAR SERIES RESULTS

Year	Home	Road	Totals
2004	0-0	1-2	1-2
2010	0-0	1-2	1-2
Totals	0-0	2-4	2-4

CINCINNATI REDS



National League Central
 Great American Ball Park
 100 Main Street
 Cincinnati, OH 45202
Switchboard: (513) 765-7000
Press Box: (513) 765-7350
Media Relations: (513) 765-7800
Media Relations FAX: (513) 765-7180

President and Chief Executive Officer Robert H. Castellini
Chief Operating Officer Phillip J. Castellini
President, Baseball Operations and General Manager Walt Jocketty
Manager Dusty Baker: 1581-1432 (19 seasons overall)
 419-391 (5 seasons with Cincinnati)
Director, Media Relations Rob Butcher (513) 765-7090
Assistant Director, Media Relations Larry Herms (513) 765-7092
Assistant Director, Media Relations Jamie Ramsey (513) 765-7093
Traveling Secretary Gary Wahoff (513) 765-7009
Stadium Great American Ball Park
Capacity / Opened 42,319 / 2003

SERIES FACTS

Longest A's Winning Streak: 7, June 21, 2002-June 18, 2007
Longest Reds Winning Streak: 3, June 21, 2010-present
Last A's Series Sweep at Oakland (3 games): June 7-9, 2004
Last A's Series Sweep at Cincinnati (3 games): June 21-23, 2002
Last Reds Series Sweep at Oakland (3 games): June 21-23, 2010
Most Runs in a Game by Oakland: 17, June 9, 2004 (17-8)
Most Runs in a Game by Cincinnati: 8, June 9, 2004 (8-17)
Widest Margin of Victory by Oakland: 11, June 7, 2004 (13-2)
Widest Margin of Victory by Cincinnati: 3 (twice), last: June 23, 2010 (3-0)

SERIES BREAKDOWN

	W	L	PCT.
OAK vs. Reds (2002-10)	8	4	.667
Totals	8	4	.667
at the Coliseum	5	4	.556
at Great American Ballpark	0	0	—

2013 SCHEDULE

Dates	Site	Times
June 25-26	OAK	7:05, 12:35
Aug. 6-7	CIN	4:10, 4:10

YEAR-BY-YEAR SERIES RESULTS

Year	Home	Road	Totals
2002	0-0	3-0	3-0
2004	3-0	0-0	3-0
2007	2-1	0-0	2-1
2010	0-3	0-0	0-3
Totals	5-4	3-0	8-4

MILWAUKEE BREWERS



National League Central
 Miller Park
 One Brewers Way
 Milwaukee, WI 53214
Switchboard: (414) 902-4400
Press Box: (414) 902-4191
Media Relations: (414) 902-4500
Media Relations FAX: (414) 902-4062

Chairman and Principal Owner Mark Attanasio
Chief Operating Officer Rick Schlesinger
President, Baseball Operations and General Manager Doug Melvin
Manager Ron Roenicke
 179-145 (2 seasons)
Director, Media Relations Mike Vassallo (414) 902-4473
Manager, Media Relations John H. Steinmiller (414) 902-4470
Coordinator, Media Relations Ken Spindler (414) 902-4469
Director, Team Travel Dan Larrea (414) 902-4406
Stadium Miller Park
Capacity / Opened 41,900 / 2001

SERIES FACTS

Longest A's Winning Streak: 9, October 1, 1970-June 20, 1971
Longest Brewers Winning Streak: 8 (twice), last: June 16, 1991-June 8, 1992
Last A's Series Sweep at Oakland (3 games): June 10-12, 2002
Last A's Series Sweep at Oakland (4 games): None
Last A's Series Sweep at Milwaukee (3 games): June 20-22, 1988
Last A's Series Sweep at Milwaukee (4 games): None
Last Brewers Series Sweep at Oakland (3 games): August 23-25, 1991
Last Brewers Series Sweep at Oakland (4 games): None
Last Brewers Series Sweep at Milwaukee (3 games): September 25-27, 1992
Last Brewers Series Sweep at Milwaukee (4 games): August 24-26, 1993
Most Runs in a Game by Oakland: 19, May 15, 1985 (19-3)
Most Runs in a Game by Milwaukee: 16, June 13, 1996 (16-3)
Widest Margin of Victory by Oakland: 16, May 15, 1985 (19-3)
Widest Margin of Victory by Milwaukee: 13, June 13, 1996 (16-3)

SERIES BREAKDOWN

	W	L	PCT.
OAK vs. Seattle Pilots (1969)	13	5	.722
OAK vs. Brewers (1970-2002)	176	154	.533
Totals	189	159	.543
at the Coliseum (since 1970)	103	64	.617
at Miller Park	0	0	—

2013 SCHEDULE

Dates	Site	Times
June 3-5	MIL	5:10, 5:10, 11:10

YEAR-BY-YEAR SERIES RESULTS

Year	Home	Road	Totals
1970	6-3	4-5	10-8
1971	7-2	8-1	15-3
1972	4-2	4-2	8-4
1973	4-2	4-2	8-4
1974	4-2	3-3	7-5
1975	3-3	4-2	7-5
1976	5-1	2-4	7-5
1977	3-2	2-3	5-5
1978	0-5	1-4	1-9
1979	4-2	2-4	6-6
1980	2-4	3-3	5-7
1981	2-1	0-3	2-4
1982	2-4	3-3	5-7
1983	4-2	2-4	6-6
1984	4-2	4-2	8-4
1985	4-2	5-1	9-3
1986	5-1	2-4	7-5
1987	3-3	3-3	6-6
1988	4-2	5-1	9-3
1989	4-2	3-3	7-5
1990	5-1	2-4	7-5
1991	3-3	1-5	4-8
1992	3-3	2-4	5-7
1993	5-1	0-6	5-7
1994	1-2	0-2	1-4
1995	1-3	1-4	2-7
1996	3-3	2-4	5-7
1997	5-1	1-4	6-5
2002	3-0	0-0	3-0
Totals	103-64	73-90	176-154

FRANCHISE FACTS

All-Time Record	8438-8908	West Division Championships	15
Philadelphia	3886-4248	Wild Card Championships	1
Kansas City	829-1224	Most Valuable Players	11
Oakland	3723-3436	Cy Young Award Winners	5
World Championships	9	Rookies of the Year	8
Philadelphia	5	Managers of the Year	3
Oakland	4	Hall of Famers	15
American League Championships	15		
Philadelphia	9		
Oakland	6		

PITTSBURGH PIRATES



National League Central
 PNC Park at North Shore
 115 Federal Street
 Pittsburgh, PA 15212
Switchboard: (412) 323-5000
Press Box: (412) 325-4622
Media Relations: (412) 325-4728
Media Relations FAX: (412) 325-4413

Chairman of the Board..... Bob Nutting
 President..... Frank Coonelly
 Senior Vice President, General Manager..... Neal Huntington
 Manager..... Clint Hurdle: 685-798 (10 seasons)
 151-173 (2 seasons with Pittsburgh)
 Senior Director, Communications..... Brian Warecki (412) 325-4739
 Director, Baseball Communications..... Jim Trdinich (412) 323-4728
 Director, Media Relations..... Dan Hart (412) 325-4976
 Traveling Secretary..... Greg Johnson (412) 325-4715
 Stadium..... PNC Park
 Capacity / Opened..... 38,362 / 2001

SERIES FACTS

Longest A's Winning Streak: 9, June 18, 2002-present
 Longest Pirates Winning Streak: None
 Last A's Series Sweep at Oakland (3 games): June 25-27, 2010
 Last A's Series Sweep at Pittsburgh (3 games): June 18-20, 2002
 Most Runs in a Game by Oakland: 14, June 25, 2010 (14-4)
 Most Runs in a Game by Pittsburgh: 11, June 12, 2004 (11-12)
 Widest Margin of Victory by Oakland: 10 (twice), last: June 25, 2010 (14-4)
 Widest Margin of Victory by Pittsburgh: None

SERIES BREAKDOWN

	W	L	PCT.
OAK vs. Pirates (2002-10)	9	0	1.000
Totals	9	0	1.000
at the Coliseum	6	0	1.000
at PNC Park	3	0	1.000

2013 SCHEDULE

Dates	Site	Times
July 8-10	PIT	4:05, 4:05, 4:05

YEAR-BY-YEAR SERIES RESULTS

Year	Home	Road	Totals
2002	0-0	3-0	3-0
2004	3-0	0-0	3-0
2010	3-0	0-0	3-0
Totals	6-0	3-0	9-0

ST. LOUIS CARDINALS



National League Central
 Busch Stadium
 700 Clark Street
 St. Louis, MO 63102
Switchboard: (314) 345-9600
Press Box: (314) 345-9600
Media Relations: (314) 345-9600
Media Relations FAX: (314) 345-9530

Chairman and Chief Executive Office..... William O. DeWitt, Jr.
 President..... Bill DeWitt III
 Sr. Vice President/General Manager..... John Mozeliak
 Manager..... Mike Matheny
 88-74 (1 season)
 Director, Media Relations..... Brian Bartow (314) 345-9313
 Manager, Media Relations..... Melody Yount (314) 345-9470
 Traveling Secretary..... C. J. Cherre (314) 345-9336
 Stadium..... Busch Stadium
 Capacity / Opened..... 43,975 / 2006

SERIES FACTS

Longest A's Winning Streak: 1 (twice), last: June 20, 2010-present
 Longest Cardinals Winning Streak: 4, June 16, 2007-June 19, 2010
 Last Cardinals Series Sweep at St. Louis (3 games): June 15-17 2004
 Most Runs in a Game by Oakland: 14, June 15, 2007 (14-3)
 Most Runs in a Game by St. Louis: 15, June 16, 2007 (15-6)
 Widest Margin of Victory by Oakland: 11, June 15, 2007 (14-3)
 Widest Margin of Victory by St. Louis: 9, June 16, 2007 (15-6)

SERIES BREAKDOWN

	W	L	PCT.
OAK vs. Cardinals (2004-10)	2	7	.222
Totals	2	7	.222
at the Coliseum	1	2	.333
at Busch Stadium	1	2	.333

2013 SCHEDULE

Dates	Site	Times
June 28-30	OAK	7:05, 1:05, 1:05

YEAR-BY-YEAR SERIES RESULTS

Year	Home	Road	Totals
2004	0-0	0-3	0-3
2007	1-2	0-0	1-2
2010	0-0	1-2	1-2
Totals	1-2	1-5	2-7

SAN FRANCISCO GIANTS



National League West
 AT&T Park
 24 Willie Mays Plaza
 San Francisco, CA 94107
Switchboard: (415) 972-2000
Press Box: (415) 972-2450/2451
Media Relations: (415) 972-2445
Media Relations FAX: (415) 947-2800

President and Chief Executive Officer Laurence M. Baer
Senior Vice President, General Manager Brian R. Sabean
Manager Bruce Bochy
 1454-1444 (18 seasons overall)
 503-469 (6 seasons with San Francisco)
Senior Director, Broadcast Services Maria Jacinto (415) 972-2447
Senior Director, Media Relations Jim Moorehead (415) 972-2449
Manager, Media Relations Matt Chisholm (415) 972-2441
Coordinator, Team Travel Bret Alexander
Stadium AT&T Park
Capacity / Opened 41,906 / 2000

SERIES FACTS

Longest A's Winning Streak: 7, June 8, 2007-June 27, 2008
Longest Giants Winning Streak: 6, June 11, 2010-May 22, 2011
Last A's Series Sweep at Oakland (3 games): June 17-19, 2011
Last A's Series Sweep at San Francisco (3 games): June 13-15, 2008
Last Giants Series Sweep at Oakland (3 games): None
Last Giants Series Sweep at San Francisco (3 games): May 20-22, 2011
Most Runs in a Game by Oakland: 16, June 26, 2005 (16-0)
Most Runs in a Game by San Francisco: 15, June 30, 1997 (15-6)
Widest Margin of Victory by Oakland: 16, June 26, 2005 (16-0)
Widest Margin of Victory by San Francisco: 16, June 4, 2000 (18-2)

SERIES BREAKDOWN

	W	L	PCT.
OAK vs. Giants (1997-2012)	47	45	.511
Totals	47	45	.511
at the Coliseum	27	19	.587
at AT&T Park	16	23	.410

2013 SCHEDULE

Dates	Site	Times
May 27-28	OAK	1:05, 7:05
May 29-30	SF	7:15, 12:45

2012 RECAP

Date	H-A	W-L	Score	Winner	Loser
5/18	A	L	6-8	Zito	Parker
5/19	A	L	0-4	Vogelsong	Ross
5/20	A	W	6-2	Colon	Lincecum
6/22	H	L	4-5	Hensley	Cook
6/23	H	L	8-9	Bumgarner	Ross
6/24	H	W	4-2	Miller	Casilla
Totals	2-4	28-30			

YEAR-BY-YEAR SERIES RESULTS

Year	Home	Road	Totals	Year	Home	Road	Totals	Year	Home	Road	Totals
1997	1-1	1-1	2-2	2003	2-1	1-2	3-3	2009	1-2	0-3	1-5
1998	0-2	2-0	2-2	2004	1-2	2-1	3-3	2010	3-0	0-3	3-3
1999	2-1	1-2	3-3	2005	3-0	1-2	4-2	2011	3-0	0-3	3-3
2000	2-1	1-2	3-3	2006	1-2	2-1	3-3	2012	1-2	1-2	2-4
2001	2-1	0-3	2-4	2007	2-1	3-0	5-1	Totals	27-19	20-26	47-45
2002	2-1	2-1	4-2	2008	1-2	3-0	4-2				

MAJOR LEAGUE BASEBALL DIRECTORY

Office of the Commissioner • 245 Park Avenue • New York, NY 10167 • (212) 931-7800

Senior Vice President, Public Relations: Patrick Courtney (212) 931-7878
 Senior Vice President, Club Relations: Phyllis Merhige (212) 931-7616
 Senior Vice President, Club Relations & Scheduling: Katy Feeney (212) 931-7706



MAJOR LEAGUE BASEBALL®

OPPONENTS

95.7 FM

THE GAME

The Bay Area's **NEW** Sound for Sports

OUR STARTING ROSTER

POSITION

NAME

MORNINGS 6AM - 10AM	THE RISE GUYS FEATURING WHITEY GLEASON, MARK KREIDLER & DAN DIBLEY
MIDDAYS 10AM - NOON	THE PULSE FEATURING MATT STEINMETZ
AFTERNOONS NOON - 3PM	THE WHEELHOUSE FEATURING JOHN LUND & GREG PAPA
AFTERNOONS 3PM - 7PM	BUCHER & TOWNY FEATURING RIC BUCHER & CHRIS TOWNSEND
EVENINGS 7PM - MID	GUY HABERMAN
OAKLAND A'S BASEBALL	KEN KORACH & VINCE COTRONEO CATCH THE ACTION FOR 162 GAMES

@957thegame facebook.com/957thegame



RADIO HOME OF OAKLAND A'S BASEBALL



Player Development



Miles Head was named the A's Organizational Hitter of the Year in 2012.

A.J. Griffin and Dan Straily shared Pitcher of the Year honors.

ATHLETICS MINOR LEAGUE DIRECTORY

SCOUTING DIRECTORY

Director of Scouting	Eric Kubota
Director of Professional Scouting/Baseball Development	Dan Feinstein
Director of Player Personnel	Billy Owens
Director of Latin American Operations	Raymond Abreu
Assistant Director of Scouting	Michael Holmes
Coordinator of International Scouting	Sam Geaney
Coordinator of Latin American Scouting	Julio Franco
Special Assignment Scout	Craig Weissmann
Professional Scouts	Will Schock, John McLaren, Mike Ziegler, Jeff Bittiger, Steve Sharpe, Tom Thomas, Dan Freed
West Coast Supervisor	Scott Kidd
Midwest Supervisor	Ron Marigny
East Coast Supervisor	Marc Sauer
Scouting Assistant	Kate Greenthal

PLAYER DEVELOPMENT DIRECTORY

Director of Player Development	Keith Lieppman
Director of Minor League Operations	Ted Polakowski
Director of Baseball Administration	Pamela Pitts
Executive Assistant of Baseball Operations	Betty Shinoda
Minor League Roving Hitting Instructor	Todd Steverson
Minor League Roving Pitching Instructor	Scott Emerson
Minor League Roving Infield Instructor	Juan Navarrete
Minor League Roving Catching Instructor	Marcus Jensen
Minor League Instructor	Ruben Escalera
Coordinator of Medical Services	Larry Davis
Minor League Medical Coordinator	Jeff Collins
Minor League Strength and Conditioning Coordinator	Josh Cuffe
Minor League Pitching Rehab Coordinator	Garvin Alston
Minor League Rehab Coordinator	Nate Brooks
Minor League Video Coordinator	Mark Smith
Arizona Clubhouse Manager	James Gibson
Arizona Clubhouse Staff	Chad Yaconetti
Arizona Grounds Keeper	Chad Huss
Administrative Assistant Player Development	Valerie Vander Heyden

TERRITORIAL SCOUTS

<u>Name</u>	<u>Territory</u>	<u>Resides</u>
Neil Avent	North Carolina, South Carolina, Virginia, West Virginia	Greensboro, NC
Yancy Ayres	Kansas, Oklahoma, Nebraska, Western Missouri, Arkansas	Topeka, KS
Armann Brown	Texas	Houston, TX
Jermaine Clark	Northern California, Northern Nevada	Livermore, CA
Jim Coffman	Washington, Idaho, Oregon, Montana, Western Canada	Portland, OR
Matt Higginson	Canada, Western New York, Western Pennsylvania	Oakville, ON
Rick Magnante	Southern California, Southern Nevada	Sherman Oaks, CA
Eric Martins	Southern California	Diamond Bar, CA
Kevin Mello	Illinois, Iowa, Minnesota, Eastern Missouri, North Dakota, South Dakota	Champaign, IL
	Wisconsin, Central Canada	
Kelcey Mucker	Alabama, Louisiana, Mississippi, North Florida	Baton Rouge, LA
Trevor Ryan	Arizona, Colorado, New Mexico, Utah, Wyoming	Queen Creek, AZ
Trevor Schaffer	Florida	Belleair, FL
Rich Sparks	Indiana, Kentucky, Michigan, Ohio	Macomb Township, MI
Jemel Spearman	Georgia, Tennessee	Atlanta, GA
JT Stotts	Southern California, Hawaii	Moorpark, CA
Ron Vaughn	New Jersey, Delaware, Connecticut, New England, Eastern New York, Eastern Pennsylvania	Windsor, CT

INTERNATIONAL SCOUTS

<u>Territory</u>	<u>Name</u>
Dominican Republic	Juan Carlos De La Cruz, Angel Eusebio, Pablo Marmol, Amaury Reyes
Venezuela	Ruben Barradas, Andri Garcia, Oswaldo Troconis, Juan Carlos Villanueva
Panama	Juan Mosquera
Colombia	Tito Quintero
South Korea	Lewis Kim
Taiwan	Adam Hislop

ATHLETICS SCOUTING ASSIGNMENTS



Neil Avent
NC, SC, VA, WV



Yancy Ayres
KS, OK, NE, W. MO, AR



Jeff Bittiger
Professional Scout



Armann Brown
TX



Jermaine Clark
No CA, No NV



Jim Coffman
WA, ID, OR, MO, Western Canada



Matt Higginson
Canada, Western NY, Western PA



Michael Holmes
Assistant Director of Scouting



Scott Kidd
West Coast Supervisor



Rick Magnante
Southern CA, Southern NV



Ron Marigny
Midwest Supervisor



Eric Martins
So CA



Kevin Mello
IL, IA, MN, E MO, ND, SD, WI, Cent Canada



John McLaren
Professional Scout



Kelcey Mucker
AL, LA, MS, No. FL



Trevor Ryan
AZ, CO, NM, UT, WY



Marc Sauer
East Coast Supervisor



Trevor Schaffer
FL



Will Schock
Professional Scout



Steve Sharpe
Professional Scout



Rich Sparks
IN, MI, OH



Jemel Spearman
GA, TN



JT Stotts
Southern CA, HI



Ron Vaughn
NJ, DE, CT, New Eng., E. NY, E. PA



Craig Weissmann
Special Assignment Scout



Mike Ziegler
Professional Scout

ATHLETICS MINOR LEAGUE AFFILIATES

SACRAMENTO RIVER CATS (TRIPLE-A)

Raley Field
400 Ballpark Drive
West Sacramento, CA 95691
(916) 376-4700
FAX: 376-4710
www.rivercats.com



League: Pacific Coast League
Principal Owner/CEO: Susan Savage
General Manager: Jeff Savage
Media Relations: Zak Basch
zbasch@rivercats.com; (916) 376-4850
Manager: Steve Scarsone
Pitching Coach: Rick Rodriguez
Hitting Coach: Greg Sparks
Athletic Trainer: Brad LaRosa
Strength and Conditioning: Jared Elliot

MIDLAND ROCKHOUNDS (DOUBLE-A)

Citibank Ballpark
5514 Champions Drive
Midland, TX 79706
(432) 520-2255
FAX: 520-8326
www.midlandrockhounds.org



League: Texas League
Principal Owners: Miles Prentice, Bob Richmond
President: Miles Prentice
General Manager: Monty Hoppel
Media Relations: Greg Bergman
gbergman@midlandrockhounds.org; (432) 520-2255
Manager: Aaron Nieckula
Pitching Coach: Don Schulze
Hitting Coach: Brian McArn
Athletic Trainer: Justin Whitehouse
Strength and Conditioning: TBD

STOCKTON PORTS (SINGLE-A)

Banner Island Ballpark
404 West Fremont Street
Stockton, CA 95203
(209) 644-1900
FAX: 644-1931
www.stocktonports.com



League: California League
Chairman/CEO: Tom Volpe
President: Pat Filippone
General Manager: Luke Reiff
Media Relations: Jeremy Neisser
jneisser@stocktonports.com; (209) 644-1906
Manager: Webster Garrison
Pitching Coach: Jimmy Escalante
Hitting Coach: Haas Pratt
Athletic Trainer: Travis Tims
Strength and Conditioning: Sean Doran

BELOIT SNAPPERS (SINGLE-A)

Pohlman Field
2301 Skyline Drive
Beloit, WI 53511
(608) 362-2272
FAX: (608) 362-0418
www.snappersbaseball.com



League: Midwest League
President: Perry Folts
General Manager: Matthew Bosen
Media Relations: Mark Inserra
minserra@snappersbaseball.com; (608) 362-2272
Manager: Ryan Christenson
Pitching Coach: Josh Wasdin
Hitting Coach: Casey Myers
Athletic Trainer: Brian Thorson

VERMONT LAKE MONSTERS (SHORT A)

Centennial Field
1 King Street Ferry Dock
Burlington, VT 05401
(802) 655-4200
FAX: 655-5660
www.vermontlakemonsters.com



League: New York-Penn League
Principal Owner/President: Ray Pecor
Vice President: Kyle Bostwick
General Manager: Nate Cloutier
Media Relations: Paul Stanfield
paul.lakemonsters@hotmail.com (802) 363-8586
Manager: Rick Magnante
Pitching Coach: Craig Lefferts
Hitting Coach: Lloyd Turner
Athletic Trainer: Toshi Nagahara

ARIZONA A'S (ROOKIE)

Papago Park Baseball Complex
1802 North 64th Street
Phoenix, AZ 85008
(480) 949-5951
FAX: 945-0557



League: Arizona League
Manager: Marcus Jensen
Pitching Coach: Carlos Chavez
Hitting Coach: Juan Dilone
Athletic Trainer: Chris Lessner

MINOR LEAGUE FIELD STAFF

TODD STEVERSON

Minor League Roving Hitting Instructor

Todd Steverson is in his 10th season in the A's organization, his second as minor league roving hitting instructor. He previously spent one season as the hitting coach at Triple-A Sacramento (2011) and two seasons as the A's first base coach on the Major League coaching staff (2009-10). Steverson has also spent four seasons managing in the A's farm system, compiling a 297-264 (.529) record.

Steverson joined the organization in 2004 as hitting coach at Short-Season Vancouver. He was named manager at Single-A Stockton in 2005 and guided the Ports to a 78-62 record and playoff appearance. Steverson returned to Stockton in 2006, then spent one year at Double-A Midland in 2007 before moving to Triple-A Sacramento. His River Cats compiled an 83-61 record and won their second consecutive Triple-A and Pacific Coast League championships in 2008. Steverson began his coaching career in the St. Louis Cardinals farm system and spent five seasons with Potomac (1999; 2001-02), Peoria (2000) and Palm Beach (2003), all Single-A affiliates.

Steverson played professionally for seven seasons, including two seasons in the Major Leagues with Detroit (1995) and San Diego (1996). He compiled a .256 batting average, two home runs and six RBI in 31 games, including 30 with the Tigers and one with the Padres. Steverson was drafted by St. Louis in the sixth round out of Culver City (CA) High School in 1989, but did not sign and attended Arizona State University. Three years later, he was a first-round pick (25th overall) of Toronto and spent three seasons in the Blue Jays farm system before he was selected by Detroit in the Rule 5 draft. He concluded his playing career at Triple-A Memphis in 1998.

Steverson makes his offseason home in Phoenix, Ariz., with his wife, Theresa, daughter, Joya, and son, Jaryn.



SCOTT EMERSON

Minor League Roving Pitching Instructor

Scott Emerson enters his first season as minor league roving pitching instructor and his 11th season in the A's organization. He spent the previous 10 seasons as a pitching coach, including one season with Triple-A Sacramento (2012) and five seasons with Double-A Midland (2007-11). He also spent four seasons with the organization's Single-A affiliates, spending 2005-06 with Stockton and the 2003-04 seasons with Modesto.

Emerson joined the A's organization after three seasons as a pitching coach in the Pittsburgh Pirates farm system. He spent two seasons with the Rookie League club at Bradenton (2000-01) before moving to Single-A Williamsport in the New York-Penn League (2002).

Emerson was selected by Baltimore in the 40th round of the 1991 June draft. He played parts of four seasons in the Orioles farm system before being traded to Boston during the 1995 campaign. He was a 10-game winner with Single-A Albany in 1993 and retired as a player following the 1998 season.

Emerson and his wife, Jill, make their offseason home in Rockingham, N.C.




JUAN NAVARRETE

Minor League Roving Infield Instructor

Juan Navarrete enters his 10th season as the A's minor league roving infield instructor after serving two years as the organization's minor league roving hitting instructor. Navarrete spent the previous seven seasons as a minor league manager and compiled a 390-338 (.536) record during that span. In his first two seasons as a manager for the A's Arizona Rookie League team (1995-97), he earned manager and co-manager of the year honors after guiding the team to first- and second-place finishes, respectively.

Navarrete was promoted to Single-A Modesto in 1998 and took over the managerial duties at Single-A Visalia in 1999, where he guided the Oaks to playoff appearances in two of his three seasons.



Minor League Field Staff, continued

A former infielder, Navarrete's playing career spanned 21 years (1970-90). He spent the majority of his career with the Saltillo Saraperos of the Mexican League as a player (1970-71; 78-82) and as a player-manager (1983-85). Navarrete was an eight-time all-star and a member of Saltillo's 1980 championship squad. He also played six seasons in the Montreal organization (1972-77). Navarrete spent his winters in the Mexican-Pacific Winter League (1972-90) and is among the all-time leaders in various statistical categories. In 1998, Navarrete was inducted into the Mexican Baseball Hall of Fame.

Navarrete makes his home in Saltillo, Mexico with his wife, Maria, and two daughters, Airam and Ana.

JEFF COLLINS

Minor League Medical Coordinator

Jeff Collins is in his 16th season in the A's organization, his 13th as minor league medical coordinator. Collins also served as athletic trainer for Short-Season Vancouver in 2004 and previously served in the same capacity for Single-A Visalia (2000) and Short-Season Southern Oregon (1998-99).

Collins holds a degree in athletic training from Southern Illinois University at Carbondale and received his masters in health, wellness and exercise science at the University of Nevada at Reno. He is a certified member of the National Athletic Trainers' Association (NATA) and is a licensed athletic trainer in the state of Arizona, where he resides with his wife, Renea, and their daughter, Breanne.



SACRAMENTO RIVER CATS STAFF


STEVE SCARSONE

Manager

Steve Scarsonne enters his first season as manager at Triple-A Sacramento after holding the same position with Double-A Midland the past two seasons. He previously logged managerial stints with Stockton (2010) and Kane County (2009) as well as Lancaster (2002) and South Bend (2001), all Single-A affiliates.

Scarsonne played seven seasons as a Major League utility infielder with Philadelphia (1992), Baltimore (1992), San Francisco (1993-96), St. Louis (1997) and Kansas City (1999). He had his best season in 1995, batting .266 with 11 home runs and 29 RBI for the Giants. Scarsonne was originally drafted by Philadelphia in the 2nd round of the 1986 draft. He played six seasons in the minors before making his Major League debut with the Phillies in 1992.

Scarsonne makes his offseason home in Scottsdale, Ariz. with his wife, Becki. The couple has two children, a daughter, Leah, and son, Ty.



MANAGERIAL RECORD

Year	Team	League	Record	Finish
2001	South Bend (A)	Midwest League	70-66	4th/3rd
2002	Lancaster (A)	California League	63-77	5th/2nd
2009	Kane County (A)	Midwest League	76-64	1st/4th
2010	Stockton (A)	California League	74-66	4th/1st
2011	Midland (AA)	Texas League	63-77	3rd/3rd
2012	Midland (AA)	Texas League	64-74	3rd/4th
Totals			410-424	

2001 Playoffs: Defeated Michigan 2-0 in quarterfinals; defeated Dayton 2-0 in semifinals; final series was abandoned due to attacks on September 11

2002 Playoffs: Defeated by Lake Elsinore 2-0 in quarterfinals

2009 Playoffs: Defeated by Burlington 2-0 in quarterfinals

2010 Playoffs: Defeated by Modesto 2-0 in quarterfinals

RICK RODRIGUEZ

Pitching Coach

Rick Rodriguez returns to Triple-A Sacramento as pitching coach after spending the past two seasons as the A's bullpen coach on the Major League coaching staff. This is his 29th year in the A's organization, which includes seven seasons as a player and 20 as a minor league coach.

Prior to joining the A's coaching staff, Rodriguez spent 10 of the previous 11 seasons (2000-02, 04-10) as the pitching coach with Sacramento. The one exception was in 2003, when he managed Single-A Modesto to a 74-66 record and postseason appearance. Rodriguez' first coaching assignment came in 1992 with the A's affiliate at Scottsdale in the Arizona Rookie League. He spent the next two seasons with Southern Oregon of the Northwest League and also coached five seasons at Modesto from 1995-99.

Rodriguez was originally selected by Oakland in the second round of the 1981 June draft and spent seven seasons with the A's organization, including two in the majors with Oakland. He went 1-2 with a 6.61 ERA in three starts in 1986 and 1-0 with a 2.96 ERA in 15 relief appearances in 1987. Rodriguez also pitched for Cleveland (1988) and San Francisco (1990) in his big league career, compiling a 3-4 record and 5.73 ERA in 31 games, including eight starts. His playing career concluded in 1991 when he made three appearances for Triple-A Phoenix in the Giants' farm system.

An East Bay native, Rodriguez was born in Oakland and graduated from Castro Valley High School in 1978. He attended Chabot Junior College in Hayward and the University of California, Riverside. Rodriguez was named to the Castro Valley Sports Hall of Fame in 2011.

Rodriguez currently resides in Folsom, Calif.



GREG SPARKS

Hitting Coach

Greg Sparks enters his second season as hitting coach with Triple-A Sacramento after spending the previous eight seasons as the organization's minor league roving hitting instructor. He previously served as a manager in the A's minor league system for six years, compiling a 359-352-1 (.505) record during that span. Sparks managed at Midland in 2003, Single-A Modesto from 2000-02 and Single-A Southern Oregon of the Northwest League from 1998-99. He earned co-manager of the year honors in 1999. Sparks joined the A's organization as a coach at Single-A Visalia in 1997.

Originally a fifth-round January draft pick of the San Diego Padres in 1984 out of Mesa Community College, Sparks' playing career spanned 12 seasons and took him to 16 different cities in nine Major League organizations. He also played for an independent team and the Mexico City Tigers. He was in the San Diego farm system for three seasons before signing with the A's organization as a free agent prior to the 1987 campaign. His only two stops at the Triple-A level came in 1991 and 1992, when he played 55 games for Buffalo and 23 games for Toledo, respectively. Sparks concluded his playing career in 1995 in the Atlanta farm system.

Sparks makes his offseason home in Phoenix, Ariz.



BRAD LAROSA

Athletic Trainer

Brad LaRosa enters his sixth season as athletic trainer at Triple-A Sacramento. He previously spent five seasons as an athletic trainer at the Double-A Level (three years with the St. Louis Cardinals organization, two years with the Florida Marlins). LaRosa was named Texas League athletic trainer of the year in both 2006 and 2007. He was also named PBATS minor league athletic trainer of the year in 2007 and worked the Futures Game in 2008.

LaRosa is a certified member of the National Athletic Trainers' Association (NATA) and the Illinois Athletic Trainers Association. He is licensed in Illinois and Missouri. LaRosa obtained his bachelors and masters degrees in kinesiology at Southern Illinois University at Edwardsville. LaRosa and his wife, Denise, have a daughter, Lydia, and make their home in Illinois.



MIDLAND ROCKHOUNDS STAFF

AARON NIECKULA

Manager

Aaron Nieckula is entering his first season as manager at Double-A Midland. He held the same position with Single-A Burlington the past two seasons, leading the Bees to playoff appearances both seasons. Nieckula previously managed Stockton (2009) and Kane County (2006-08; 2010), leading the Cougars to the Midwest League championship series in 2006. He served as hitting coach for Kane County during the 2004-05 seasons.

Nieckula was taken by the A's in the 22nd round of the 1998 June draft. He spent five years as a catcher in the Oakland (1998-2001) and San Francisco (2002) minor league systems. His best season came in 2000, where he hit .262 with 34 RBI between Single-A Visalia and Single-A Modesto.

Nieckula resides in Aurora, Ill. with his wife, Renee.



MANAGERIAL RECORD

Year	Team	League	Record	Finish
2006	Kane County (A)	Midwest League	79-60	2nd/T2nd
2007	Kane County (A)	Midwest League	63-76	7th/4th
2008	Kane County (A)	Midwest League	72-66	2nd/6th
2009	Stockton (A)	California League	61-79	5th/5th
2010	Kane County (A)	Midwest League	71-67	6th/2nd
2011	Burlington (A)	Midwest League	76-62	1st/5th
2012	Burlington (A)	Midwest League	67-72	6th/3rd
Totals			477-496	

2006 Playoffs: Defeated Quad Cities 2-1 in the first round playoff series; defeated Beloit 2-0 in second round playoff series; was defeated by West Michigan 3-1 in the Midwest League Championship Series

2007 Playoffs: Was defeated by Burlington 2-1 in the first round of the Midwest League Playoffs

2010 Playoffs: Defeated Quad Cities 2-1 in the first round of the playoffs; defeated by Clinton 2-1 in the championship series

2011 Playoffs: Defeated by Kane County 2-1 in the first round of the playoffs

2012 Playoffs: Defeated by Wisconsin 2-1 in the first round of the playoffs

DON SCHULZE

Pitching Coach

Don Schulze, a former first-round pick (1980, Cubs), begins his third season as pitching coach with Double-A Midland. He previously served in the same capacity with Stockton (2009-10) and Kane County (2007-08). Schulze made his coaching debut with the A's entry in the Arizona Rookie League in 2006.

The former Major League pitcher compiled a 15-25 record and 5.47 ERA while playing for the Cubs (1983-84), Indians (1984-86), Mets (1987), Yankees (1989) and Padres (1989). From 1990-92, Schulze pitched for the Orix Blue Wave in Japan. He then closed out his playing career in 1993 with Minnesota's Triple-A affiliate.

Schulze makes his offseason home in Dixon, Ill. with his wife, Jeanne, and daughters, Sarah and Madeline.



BRIAN MCARN

Hitting Coach

Brian McArn returns to Double-A Midland for his second stint as hitting coach, where he served in the same capacity in 2004. McArn spent the previous two seasons as hitting coach with Single-A Stockton after six seasons at Triple-A Sacramento. He has also spent six years with Single-A Modesto.

Prior to joining the A's organization, McArn spent one season as the hitting coach for the Single-A Vermont Expos in the New York-Penn League. McArn began his coaching career at American River Junior College in Sacramento, where he served as an assistant coach.



Selected in the 26th round of the 1991 June draft, McArn spent two seasons in the A's organization before injuries ended his career in 1992.

McArn makes his offseason home in Elk Grove, Calif.

JUSTIN WHITEHOUSE

Athletic Trainer

Justin Whitehouse returns for his sixth season with Double-A Midland, his 13th season in the A's organization. He previously spent five seasons with Single-A Kane County (2003-07) and two years with Single-A Visalia (2001-02). He was named Midwest League athletic trainer of the year in 2007.

Whitehouse earned his degree in health education at the University of Nevada at Reno and received his masters in physical education, with an emphasis in athletic training and biomechanics, at San Diego State. He interned with the San Francisco 49ers during spring and summer training camps in 1997 and 1998.

Originally from Stockton, Calif., Whitehouse resides in Reno, Nev. with his wife, Susan, and children, Cassandra and Lance.



STOCKTON PORTS STAFF

WEBSTER GARRISON

Manager

Webster Garrison returns for his third season as manager at Single-A Stockton.

Garrison has managed various teams in the A's minor league system for seven years and has compiled a career record of 465-451 (.508). He has managed three teams to the playoffs, including Stockton in 2011, Kane County in 2003 and Visalia in 2002, all Single-A affiliates. He began his managerial career with Vancouver in 2001.

A second-round selection of the Toronto Blue Jays in the 1983 June draft, Garrison spent seven seasons of his 16-year playing career in the Blue Jays farm system. He signed with the Oakland organization as a free agent on April 4, 1991 and batted a career-best .303 with seven home runs and 73 RBI for Triple-A Tacoma in 1993. Garrison then spent the next two seasons at Triple-A Colorado Springs before returning to the A's organization in 1996. He made his Major League debut with the A's on August 2, 1996 and appeared in five games. He spent the 1997 season at Triple-A Edmonton and 1998 at Double-A Huntsville before assuming a role as player-coach in 1999.

Garrison makes his offseason home in his hometown of Marrero, La.



MANAGERIAL RECORD

Year	Team	League	Record	Finish
2001	Vancouver (Short A)	Northwest League	37-39	2nd
2002	Visalia (A)	California League	70-71	t-4th/3rd
2003	Kane County (A)	Midwest League	80-59	1st/2nd
2004	Midland (AA)	Texas League	72-68	2nd/3rd
2008	Midland (AA)	Texas League	75-65	3rd/2nd
2011	Stockton (A)	California League	75-65	2nd/3rd
2012	Stockton (A)	California League	56-84	5th/5th
Totals			465-451	

2002 Playoffs: Defeated by Modesto 2-0 in California League Wild Card Series

2003 Playoffs: Defeated by Clinton 2-1 in first round of Midwest League Playoffs

2011 Playoffs: Defeated Modesto 2-1 in the first round of the California League playoffs; defeated San Jose 3-1 in the division series; defeated by Lake Elsinore 3-1 in the championship series

JIMMY ESCALANTE

Pitching Coach

Jimmy Escalante enters his first season as pitching coach with Single-A Stockton. He has previously worked in the same capacity with the A's Arizona Rookie League affiliate (2012; 2007-08), Burlington (2011) and Kane County (2009-10).

Escalante, who was selected by Baltimore in the 1996 draft, spent three years in the Orioles farm system (1997-99) and the 2000 campaign in the Angels chain after being acquired in the Rule 5 minor league draft in 1999. In addition, he pitched two years in the independent leagues, spending the 2002 season with the Sonoma County Crushers and 2005 with the Fargo-Moorhead RedHawks.

Escalante resides in Woodside, Calif. with his wife, Michele, during the offseason.



HAAS PRATT

Hitting Coach

Haas Pratt is in his first season as hitting coach with Single-A Stockton. It is his 10th year in the A's organization, his sixth season as a coach. He has previously served as hitting coach with Burlington (2011-12) and Kane County (2008-10), both Single-A teams.

Pratt was as an infielder in the A's minor league system for four years, playing with Rookie League Arizona (2004), Single-A Vancouver (2005), Stockton and Triple-A Sacramento (2006) and Kane County (2007). He was selected in the 30th round of the June 2004 draft out of Arkansas.

Pratt resides in Arvada, Co. with his wife, Kera.




TRAVIS TIMS

Athletic Trainer

Travis Tims is in his first season as athletic trainer with Single-A Stockton after spending last season with Single-A Burlington. He previously served in the same role for short-season teams in Vermont (2011) and Vancouver (2008-10), where he was named Northwest League athletic trainer of the year in 2010. He interned with the Seattle Mariners Arizona Rookie League team in 2007.

Tims obtained his degree in exercise and sports science at Oregon State University. He is a native of Santa Fe, N.M.



BELOIT SNAPPERS STAFF

RYAN CHRISTENSON

Manager

Ryan Christenson is in his first season as manager at Single-A Beloit, his first career minor league managing assignment.

Christenson played parts of six seasons in the Major Leagues with the A's (1998-2001), Diamondbacks (2001), Brewers (2002) and Rangers (2003). An A's 10th-round pick in the 1995 draft, Christenson made his Major League debut with Oakland in 1998 and batted .257 in 117 games. He had a .222 batting average in 452 games in his career.

Christenson resides in Tyrone, Ga. with his wife, Micki, and children, Cassidy and Cameron.



JOHN WASDIN

Pitching Coach

John Wasdin is in his first season as pitching coach at Single-A Beloit. He previously served in the same capacity with Single-A Burlington (2012) and Short-Season Vermont (2011).

Wasdin, an A's first round pick in the 1993 draft (25th overall), played 12 seasons in the Major Leagues with Oakland (1995-96), Boston (1997-2000), Colorado (2000-01), Baltimore (2001), Toronto (2003), Texas (2004-06) and Pittsburgh (2007). His best season came in 1999, when he went 8-3 with a 4.12 ERA in 45 games for the Red Sox. Wasdin also spent the 2008 season in the minors, and pitched in Japan in both 2002 and 2009.

Wasdin resides in Jacksonville, Fla. with his wife, Darlene, and their three children, Avery, Cassidy and Braley.




CASEY MYERS

Hitting Coach

Casey Myers enters in first season as hitting coach at Single-A Beloit after serving in the same role with short season teams in Vermont (2011-12) and Vancouver (2009-10) the previous four years. Myers began his coaching career as a player-coach with Double-A Midland in 2008. Selected by the A's in the ninth round of the 2001 June draft, he compiled a .291 career batting average over eight seasons in the A's minor league system.

Myers makes his offseason home in Phoenix, Ariz.



BRIAN THORSON

Athletic Trainer

Brian Thorson is in his 30th season in the A's organization as a minor league athletic trainer, his first with Single-A Beloit. He has worked previously with a number of A's affiliates, including present teams in Double-A Midland and Single-A Stockton.

Thorson spent five years in the Milwaukee Brewers organization prior to joining the A's. He also spent eight seasons in the Puerto Rican Winter League, attending four Caribbean Series. Thorson has worked All-Star Games in the Southern League, Texas League, California League and Midwest League as well as in Puerto Rico.

A graduate of the University of Wisconsin at LaCrosse, Thorson resides in Madison, Wis.



VERMONT LAKE MONSTERS STAFF

RICK MAGNANTE

Manager

Rick Magnante returns for his third season as manager at Short-Season Vermont after holding the same position at Short-Season Vancouver the previous five years. Overall, he has managed in the minor leagues for 10 years. Magnante also managed the South African national team in the inaugural World Baseball Classic in 2006.

In addition, Magnante has also served as an area scout for the A's since 1996. He is credited with signing Barry Zito and Bobby Crosby, among other players. He was the recipient of the Southern California Scouts Association scout of the year award and the A's Dick Bogard Memorial Award in 2001 and 2003, respectively.

Magnante, who began his career in professional baseball with the Cleveland Indians in 1969, has also held managerial positions in the Detroit Tigers minor league system (1987-89) as well as with the Novara Serie A team of the Italian Professional League (1990).

Magnante resides in Van Nuys, Calif. He has two sons, Bobby and Daniel.



Vermont Lake Monsters Staff, continued

MANAGERIAL RECORD

Year	Team	League	Record	Finish
1987	Bristol (Rookie)	Appalachian League	20-49	8th
1988	Bristol (Rookie)	Appalachian League	46-27	2nd
1989	Niagara Falls Rapids (Short A)	New York-Penn League	43-33	5th
2006	Vancouver (Short A)	Northwest League	39-37	3rd
2007	Vancouver (Short A)	Northwest League	37-38	2nd
2008	Vancouver (Short A)	Northwest League	34-42	3rd
2009	Vancouver (Short A)	Northwest League	36-40	3rd
2010	Vancouver (Short A)	Northwest League	42-34	2nd
2011	Vermont (Short A)	New York-Penn League	39-35	T-1st
2012	Vermont (Short A)	New York-Penn League	33-43	4th
Totals			369-370	

1988 Playoffs: Defeated by Kingsport in championship game

2010 Playoffs: Defeated by Everett in the semifinals

2011 Playoffs: Defeated by Auburn 2-1 in the semifinals

CRAIG LEFFERTS

Pitching Coach

Former Major League pitcher Craig Lefferts enters his 11th season as a pitching coach in Oakland's minor league system, his first with Short-Season Vermont. He previously spent two seasons with Single-A Stockton (2011-12), seven with Short-Season Vancouver (2004-2010) and one with Double-A Midland (2003). Additionally, Lefferts served in the same capacity at Tennessee (2000-02) and Medicine Hat (1999) in the Toronto Blue Jays system.

In his 12-year Major League career, Lefferts compiled a 58-72 record with a 3.43 ERA, which included stints with the Cubs, Padres, Giants, Orioles, Rangers and Angels. A ninth-round selection by the Cubs in 1980, Lefferts made his Major League debut with Chicago in 1983. In 1984, Lefferts posted a career-best 2.13 ERA for the National League West Division champion Padres and tossed 10 scoreless innings in six postseason appearances. He was the winning pitcher in the final two NLCS games against Chicago and earned the save in the Padres only World Series victory against Detroit.

In 1987, Lefferts made 44 appearances for San Francisco, including three scoreless outings in the NLCS against St. Louis. In 1989, he matched Gary Lavelle's team record for saves by a left-handed pitcher with 20 and appeared in five postseason games, making two appearances in the NLCS against Chicago and three against the A's in the World Series. After recording 23 saves in 1991, he was converted to a starter in 1992 and finished 13-9 with a 3.69 ERA in 27 starts for the Padres. Lefferts retired after making 30 appearances for the California Angels during the 1994 season.

Lefferts and his wife, Wendy, reside in Anthem, Ariz. with their five children, Brock, Brady, Taylor, Tanner and Lindsay.



LLOYD TURNER

Hitting Coach

Lloyd Turner is in his first season as hitting coach at Short-Season Vermont, his first coaching assignment in the A's organization.

Selected by the A's in 16th round of the June 2002 draft, Turner spent six years in the Oakland farm system. He concluded his playing career with Lancaster (2008-10) and Camden (2011-12) of the independent Atlantic League.

Turner and his wife, Tara, live in Hephzibah, Georgia.



TOSHIAKI NAGAHARA

Athletic Trainer

Toshiaki Nagahara is in his first season as athletic trainer at Short-Season Vermont after spending the past two years with the A's Arizona Rookie League affiliate. He previously worked for the A's from 2004-07, assisting in various athletic training and conditioning roles with Triple-A Sacramento and Single-A Modesto as well as in spring training and instructional leagues.

Nagahara spent 2008-09 as an assistant athletic trainer and interpreter for the Cleveland Indians, communicating for pitcher Masahide Kobayashi. He served in a similar role for the Pittsburgh Pirates and infielder Akinori Iwamura in 2010.

Born in Takamatsu, Japan, Nagahara first came to the United States in 1997. He obtained his bachelors and masters degrees in exercise science at Southern Arkansas University. He is a certified strength and conditioning specialist through the National Strength and Conditioning Association (NSCA).

Nagahara resides in Stow, Ohio with his wife, Christine.



ARIZONA A'S STAFF

MARCUS JENSEN

Manager

Marcus Jensen begins his fifth season as manager of the A's Arizona Rookie League affiliate. He led the A's to a 37-17 record and playoff appearance last year. Jensen previously spent two seasons as the team's hitting coach.

In addition, the former catcher is also in his first season as the A's minor league roving catching instructor. Jensen was selected by San Francisco in the 33rd round of the 1990 June draft. He spent the first six years of his career playing at various levels in the Giants minor league system before making his Major League debut on April 14, 1996. He compiled a .184 batting average while playing in 145 career games with San Francisco (1996-97), Detroit (1997), Milwaukee (1998; 2002), St. Louis (1999), Minnesota (2000), Boston (2001) and Texas (2001). He spent the 2003 season with the Yankees Triple-A affiliate before closing out his career playing for various independent league teams from 2004-06. He was also a member of the 2000 U.S. Olympic team that defeated Cuba for the gold medal.

Jensen makes his offseason home in Scottsdale, Ariz. with his son, Marcus.



MANAGERIAL RECORD

Year	Team	League	Record	Finish
2009	Arizona (Rookie)	Arizona League	22-34	5th
2010	Arizona (Rookie)	Arizona League	30-26	2nd
2011	Arizona (Rookie)	Arizona League	27-29	4th
2012	Arizona (Rookie)	Arizona League	37-17	1st
Totals			116-106	

2012 Playoffs: Defeated the Cubs in the semifinals; defeated by the Rangers in the finals

CARLOS CHAVEZ

Pitching Coach

Carlos Chavez is in his first season as pitching coach for the A's Arizona Rookie League affiliate. It is his first coaching assignment in the A's organization.

Chavez pitched professionally for 14 seasons from 1992-2004 and 2006, including a stint with Single-A Visalia in the A's farm system in 2000. He was originally selected by Baltimore in the 17th round of the 1992 June draft.

Chavez makes his offseason home in Laredo, Texas. He has two children, Tomas and Kylie.



PLAYER DEVELOPMENT

JUAN DILONE

Hitting Coach

Juan Dilone is in his second stint and fifth season as hitting coach for the A's Arizona Rookie League affiliate. He previously held the position in 2004 before spending four seasons as coordinator of Dominican instruction. He also served as hitting coach at Single-A Visalia (2002) and Short-Season Vancouver (2003).

Dilone signed a free agent contract with Oakland in 1990 and spent six seasons (1991-94; 96-97) in the A's farm system. A former infielder, Dilone spent his final two seasons at Single-A Modesto, where he batted a career-best .265 with 14 home runs in 1996.

A native of Santo Domingo, Dominican Republic, Dilone makes his offseason home in Higüey, Dominican Republic.



CHRIS LESSNER

Athletic Trainer

Chris Lessner is entering his 20th season in the A's organization. Prior to joining the A's Arizona Rookie League affiliate, Lessner served as an athletic trainer with Single-A Modesto and Short-Season Vancouver. He has spent offseasons working with the U.S. junior luge team and has also traveled with the Harlem Globetrotters. Lessner began his career as a clubhouse manager with Short-Season Southern Oregon.

Lessner holds a degree in exercise and sports science from Oregon State University. He and his wife, Steph, have two sons, Tyler and Alex.



A'S RECENT MINOR LEAGUE AFFILIATES

Year	Triple-A	Double-A	Single-A		Short Season Single-A	Rookie
2012	Sacramento	Midland	Stockton	Burlington	Vermont	Arizona
2011	Sacramento	Midland	Stockton	Burlington	Vermont	Arizona
2010	Sacramento	Midland	Stockton	Kane County	Vancouver	Arizona
2009	Sacramento	Midland	Stockton	Kane County	Vancouver	Arizona
2008	Sacramento	Midland	Stockton	Kane County	Vancouver	Arizona
2007	Sacramento	Midland	Stockton	Kane County	Vancouver	Arizona
2006	Sacramento	Midland	Stockton	Kane County	Vancouver	Arizona
2005	Sacramento	Midland	Stockton	Kane County	Vancouver	Arizona
2004	Sacramento	Midland	Modesto	Kane County	Vancouver	Arizona
2003	Sacramento	Midland	Modesto	Kane County	Vancouver	Arizona
2002	Sacramento	Midland	Modesto	Visalia	Vancouver	Arizona
2001	Sacramento	Midland	Modesto	Visalia	Vancouver	Arizona
2000	Sacramento	Midland	Modesto	Visalia	Vancouver	Arizona
1999	Vancouver	Midland	Modesto	Visalia	Southern Oregon	Arizona
1998	Edmonton	Huntsville	Modesto	Visalia	Southern Oregon	Arizona
1997	Edmonton	Huntsville	Modesto	Visalia	Southern Oregon	Arizona
1996	Edmonton	Huntsville	Modesto	West Michigan	Southern Oregon	Arizona
1995	Edmonton	Huntsville	Modesto	West Michigan	Southern Oregon	Arizona
1994	Tacoma	Huntsville	Modesto	West Michigan	Southern Oregon	Arizona
1993	Tacoma	Huntsville	Modesto	Madison	Southern Oregon	Arizona
1992	Tacoma	Huntsville	Modesto	Madison	Southern Oregon	Arizona
1991	Tacoma	Huntsville	Modesto	Madison	Southern Oregon	Arizona
1990	Tacoma	Huntsville	Modesto	Madison	Southern Oregon	Arizona
1989	Tacoma	Huntsville	Modesto	Madison	Southern Oregon	Arizona
1988	Tacoma	Huntsville	Modesto	Madison	Southern Oregon	Arizona
1987	Tacoma	Huntsville	Modesto	Madison	Medford	
1986	Tacoma	Huntsville	Modesto	Madison	Medford	
1985	Tacoma	Huntsville	Modesto	Madison	Medford	Pocatello
1984	Tacoma	Albany-Colonie	Modesto	Madison	Medford	Idaho Falls
1983	Tacoma	Albany	Modesto	Madison	Medford	Idaho Falls

MINOR LEAGUE SCHEDULES

SACRAMENTO

APRIL

4-7 Las Vegas
 8-11 Tacoma
 12-15 at Reno
 16-19 at Las Vegas
 20-23 Reno
 25-28 Salt Lake
 29-30 at Fresno

MAY

1-2 at Fresno
 3-6 Las Vegas
 7-10 at Memphis
 11-14 at Nashville
 16-19 Oklahoma City
 20-23 New Orleans
 24-27 at Tucson
 28-31 Salt Lake City

JUNE

1-4 at Tacoma
 6-9 at Tucson
 10-13 at Reno
 14-17 Tacoma
 18-21 at Salt Lake City
 22-25 Colorado Springs
 27-30 Reno

JULY

1-3 Tucson
 4-7 at Fresno
 8-10 at Colorado Springs
 11-14 Fresno
 15-17 All Star Break
 18-21 at Salt Lake City
 22-25 Colorado Springs
 26-29 at Las Vegas
 30-31 Albuquerque

AUGUST

1-2 Albuquerque
 3-6 Round Rock
 8-11 at Omaha
 12-15 at Iowa
 16-120 Tucson
 21-25 at Colorado Springs
 26-29 Fresno
 30-31 at Tacoma

SEPTEMBER

1-2 at Tacoma

MIDLAND

APRIL

4-6 at Northwest Arkansas
 7-9 at Arkansas
 11-13 Northwest Arkansas
 14-16 Arkansas
 18-21 at San Antonio
 22-25 Corpus Christi
 26-29 San Antonio
 30 at Corpus Christi

MAY

1-3 at Corpus Christi
 4-7 Frisco
 9-12 at San Antonio
 13-16 at Frisco
 17-20 Corpus Christi
 22-24 at Tulsa
 25-27 at Springfield
 28-30 Tulsa
 31 Springfield

JUNE

1-2 Springfield
 4-7 at Corpus Christi
 8-11 Frisco
 12-15 San Antonio
 16-19 at Frisco
 20-23 San Antonio
 25 All Star Game at
 Northwest Arkansas
 26-28 at Northwest Arkansas
 29-30 at Arkansas

JULY

1 at Arkansas
 3-5 Northwest Arkansas
 6-8 Arkansas
 10-13 at San Antonio
 14-17 Corpus Christi
 18-21 at San Antonio
 22-24 at Frisco
 25-28 Corpus Christi
 29-31 Frisco

AUGUST

1-4 at Corpus Christi
 6-8 at Tulsa
 9-11 at Springfield
 13-15 Tulsa
 16-18 Springfield
 20-23 at Corpus Christi
 24-26 at Frisco
 27-30 San Antonio
 31 Frisco

SEPTEMBER

1-2 Frisco

STOCKTON

APRIL

4-7 Bakersfield
 8-10 San Jose
 11-14 at Bakersfield
 15-17 at San Jose
 18-21 Modesto
 23-25 at Visalia
 26-28 at High Desert
 30 Rancho Cucamonga

MAY

1-2 Rancho Cucamonga
 3-6 Visalia
 7-9 at Modesto
 10-13 at Lancaster
 15-18 Bakersfield
 19-21 Lake Elsinore
 23-26 at Bakersfield
 27-29 Inland Empire
 30-31 at San Jose

JUNE

1-2 at San Jose
 3-5 Lancaster
 6-9 Modesto
 10-12 at Inland Empire
 13-16 at Rancho Cucamonga
 17-19 All Star Break
 20-23 San Jose
 24-26 Visalia
 27-30 at San Jose

JULY

1-3 at Visalia
 4-6 Modesto
 7-9 Visalia
 10-12 at Modesto
 13-15 High Desert
 17-19 Rancho Cucamonga
 20-22 at San Jose
 23-25 at Visalia
 26-28 San Jose
 30-31 at High Desert

AUGUST

1 at High Desert
 2-4 at Modesto
 6-8 Bakersfield
 9-11 Modesto
 13-15 at Lake Elsinore
 16-18 at Visalia
 20-22 San Jose
 23-26 Visalia
 27-29 at Bakersfield
 30-31 at Modesto

SEPTEMBER

1-2 at Modesto

BELOIT

APRIL

4-7 at Cedar Rapids
 8-10 at Peoria
 11-14 Burlington
 15-17 Kane County
 18-20 at Burlington
 21-23 at Cedar Rapids
 25-27 South Bend
 28-30 West Michigan

MAY

1-3 at Great Lakes
 4-6 Lansing
 8-10 Peoria
 11-13 Cedar Rapids
 14-16 at Clinton
 17-20 at Quad Cities
 22-24 Cedar Rapids
 25-27 at Kane County
 28-30 Wisconsin
 31 Quad Cities

JUNE

1-3 Quad Cities
 5-7 at Wisconsin
 8-10 at Burlington
 11-13 Wisconsin
 13-16 Clinton
 17-19 All Star Break
 20-23 Peoria
 25-28 at Kane County
 29-30 Burlington

JULY

1 Burlington
 2-3 Cedar Rapids
 4-8 at Peoria
 10-12 Lake County
 13-15 Fort Wayne
 17-19 Dayton
 20-22 Bowling Green
 24-26 Kane County
 27-29 Quad Cities
 30-31 at Clinton

AUGUST

1-2 at Clinton
 3-6 at Wisconsin
 7-9 Cedar Rapids
 10-12 at Burlington
 14-16 at Cedar Rapids
 10-20 Wisconsin
 21-23 at Kane County
 24-27 Clinton
 28-30 Burlington
 31 at Quad Cities

SEPTEMBER

1-2 at Quad Cities

Minor League Schedules, continued

VERMONT

JUNE

17-19 at Tri City
 20-22 Connecticut
 23-25 Lowell
 26-27 at Connecticut
 28-30 at Lowell

JULY

1-3 Tri City
 4-6 at Connecticut
 7-9 Hudson Valley
 10-12 at Batavia
 13-15 at Mahoning Valley
 17-19 Aberdeen
 20-22 Auburn
 23-25 at Aberdeen
 26-27 Tri City
 28-29 Lowell
 30-31 at Hudson Valley

AUGUST

1 at Hudson Valley
 2-4 at State College
 6-8 Jamestown

9-11 Williamsport
 14-15 at Lowell
 16-18 at Brooklyn
 19-20 at Tri City
 21-22 Tri City
 23-25 Brooklyn
 26-28 at Staten Island
 29-30 at Tri City
 31 Connecticut

SEPTEMBER

1 Connecticut
 2-4 Staten Island

ARIZONA

JUNE

20 at Giants
 21 Giants
 23 Diamondbacks
 24 at Diamondbacks
 25 Angels
 26 at Cubs
 28 at Angels
 29 Cubs
 30 at Mariners

JULY

1 Mariners
 3 at Reds
 4 Diamondbacks
 5 Padres
 6 at Royals
 8 Rangers
 9 at Angels
 10 Dodgers
 11 at Dodgers
 13 at Brewers
 14 Cubs
 15 at Cubs
 17 Giants
 19 Royals
 20 at Diamondbacks
 21 at Indians
 22 Indians
 24 Reds
 25 at Cubs
 26 Giants
 27 at Giants
 29 at Diamondbacks
 30 Diamondbacks
 31 at Angels

AUGUST

1 Cubs
 3 Angels
 4 at Cubs
 5 Mariners
 6 at Mariners
 8 Brewers
 9 at Diamondbacks
 10 at Padres
 11 Royals
 13 at Rangers
 14 Angels
 15 at Dodgers
 16 Dodgers
 18 Brewers
 19 Cubs
 20 at Angels
 21 at Giants
 23 at Royals
 24 Diamondbacks
 25 at Brewers
 26 Reds
 28 Rangers
 29 at Angels

MINOR LEAGUE STATISTICS

SACRAMENTO

BATTERS	AVG	G	AB	R	H	2B	3B	HR	RBI	SH	SF	HP	BB	IBB	SO	SB	CS	DP	SLG	OBP	E
Barton, Darc	.255	74	259	49	66	14	3	8	35	0	5	6	66	1	53	7	1	9	.425	.411	6
Carter, Chris	.279	72	276	48	77	19	1	12	53	0	6	4	38	0	74	5	1	11	.486	.367	4
Cespedes, Yoenis	.333	3	9	1	3	0	0	0	0	0	0	1	1	0	1	0	0	0	.333	.455	1
Cowgill, Collin	.254	61	260	33	66	17	1	4	37	0	2	3	20	0	50	8	2	9	.373	.312	3
Donaldson, Josh	.335	51	209	38	70	12	2	13	45	0	1	1	23	1	34	5	2	13	.598	.402	5
Florentino, Jeff	.186	16	43	7	8	1	1	0	4	0	0	0	6	0	7	0	0	0	.256	.286	0
Galarraga, Joel	.273	3	11	1	3	0	0	0	0	0	0	0	0	0	3	0	0	1	.273	.273	0
Green, Grant	.296	125	524	73	155	28	6	15	75	0	3	2	33	1	75	13	9	13	.458	.338	16
Hicks, Brandon	.244	90	328	61	80	26	3	18	61	0	1	7	47	0	115	5	4	14	.506	.350	9
Horton, Josh	.400	3	10	2	4	2	0	0	2	0	0	0	1	0	2	0	0	1	1.600	.455	0
Hughes, Luke	.235	35	102	16	24	6	0	2	13	0	3	2	14	0	28	1	2	2	.353	.331	3
Inge, Brandon	.370	8	27	6	10	4	0	2	9	0	0	0	5	0	9	0	0	0	.741	.469	2
Jaramillo, Jason	.231	11	39	3	9	2	0	0	5	0	0	1	4	0	10	0	0	0	.282	.138	1
Ka'aihue, Kila	.256	66	254	44	65	16	0	15	52	0	4	3	44	2	60	1	1	6	.496	.367	4
Lalli, Blake	.200	4	15	1	3	0	0	1	1	0	0	0	1	0	1	0	1	1	.400	.250	0
Lipkin, Ryan	.000	4	11	0	0	0	0	0	1	0	1	1	1	0	1	0	0	0	.000	.143	0
Mitchell, Jermaine	.252	108	409	75	103	15	11	6	38	4	2	5	54	0	104	15	7	2	.386	.345	4
Moss, Brandon	.286	51	196	32	56	11	1	15	33	0	1	5	22	1	40	4	0	3	.582	.371	3
Norris, Derek	.271	58	218	39	59	14	2	9	38	0	6	1	21	0	41	5	1	7	.477	.329	2
Paramore, Petey	.286	2	7	1	2	0	0	1	1	0	0	0	0	0	1	0	0	0	.714	.286	0
Parker, Stephen	.256	99	328	43	84	13	5	7	47	5	5	5	32	0	93	5	1	10	.390	.327	14
Pennington, Cliff	.455	3	11	2	5	1	0	0	1	0	0	0	3	0	4	1	0	0	.545	.571	1
Peterson, Shane	.389	38	131	36	51	7	1	7	23	2	0	1	23	1	31	4	3	0	.618	.484	0
Ramirez, Manny	.302	17	63	8	19	3	0	0	14	0	1	0	5	0	17	0	0	6	.349	.348	0
Recker, Anthony	.265	52	200	29	53	7	0	9	29	0	0	1	28	0	56	3	1	7	.435	.358	6
Rosales, Adam	.280	76	275	46	77	21	1	8	47	1	6	2	26	0	57	4	2	6	.451	.340	8
Smith, Seth	.667	1	3	0	2	0	0	0	0	0	0	1	0	0	0	0	0	0	.667	.750	0
Sogard, Eric	.331	37	157	29	52	5	2	5	22	0	0	0	23	0	17	11	3	3	.484	.417	2
Taylor, Michael	.287	120	449	81	129	31	1	12	67	0	3	5	86	2	105	18	3	8	.441	.405	4
Timmons, Wes	.228	49	149	24	34	6	0	2	21	1	3	4	24	0	13	4	2	6	.309	.344	1
Weeks, Jemile	.333	10	45	5	15	4	0	0	10	0	0	0	6	0	8	1	0	3	.422	.412	3
Team Total	.276	144	5018	833	1384	285	41	171	784	13	53	61	657	9	1110	120	46	141	.451	.363	117

PITCHERS	W	L	ERA	G	GS	CG	SHO	SV	SVO	IP	H	R	ER	HR	HB	BB	IBB	SO	WP	BK	AVG
Accardo, Jeremy	1	0	1.17	7	0	0	0	2	2	7.2	7	1	1	0	1	3	0	4	0	0	.233
Anderson, Brett	1	1	4.24	5	5	0	0	0	0	23.1	27	12	11	4	1	5	0	18	1	1	.290
Banwart, Travis	9	5	3.85	32	18	0	0	2	2	128.2	132	59	55	15	3	37	3	99	4	0	.264
Barham, Trey	0	0	13.97	6	0	0	0	0	0	9.2	18	15	15	2	2	8	2	6	1	0	.409
Billings, Bruce	7	6	3.98	25	25	0	0	0	0	133.1	126	63	59	15	2	39	0	117	2	0	.250
Carignan, Andrew	2	0	2.70	9	0	0	0	1	1	13.1	9	4	4	0	0	1	0	21	0	0	.184
Castro, Fabio	3	7	6.92	14	9	0	0	0	0	53.1	65	43	41	9	0	31	0	42	4	0	.297
Chavez, Jesse	0	0	1.80	2	1	0	0	1	1	10.0	8	2	2	0	0	2	0	9	0	0	.211
De Los Santos, Fautino	1	3	7.25	28	0	0	0	0	2	36.0	49	30	29	2	2	16	2	43	5	1	.320
Doolittle, Sean	0	0	0.00	2	0	0	0	0	1	3.2	1	0	0	0	0	1	0	8	0	0	.083
Farquhar, Danny	1	2	10.13	5	0	0	0	0	0	8.0	10	9	9	1	2	6	2	6	0	0	.323
Figueroa, Pedro	0	2	2.62	32	0	0	0	1	4	44.2	35	17	13	1	3	18	0	40	0	0	.212
Godfrey, Graham	9	2	3.29	20	17	0	0	1	2	104.0	98	39	38	8	9	26	0	60	2	0	.257
Gray, Sonny	0	0	9.00	1	1	0	0	0	0	4.0	10	4	4	0	1	1	0	2	1	0	.500
Griffin, A.J.	4	2	3.07	10	10	2	0	0	0	58.2	48	27	20	3	4	11	1	47	2	0	.217
Hernandez, Carlos	3	2	4.15	6	2	0	0	0	1	21.2	25	11	10	3	0	4	0	16	0	0	.294
Hughes, Luke	0	0	0.00	1	0	0	0	0	0	0.1	0	0	0	0	0	0	0	0	0	0	.000
Leon, Arnold	3	0	1.77	22	0	0	0	0	1	35.2	26	9	7	4	2	15	0	31	5	0	.208
Long, Nate	0	0	0.45	1	0	0	0	0	0	1.0	4	5	5	0	0	2	1	1	0	0	.571
McCarthy, Brandon	0	1	5.59	2	2	0	0	0	0	9.2	9	6	6	1	0	3	0	11	0	0	.250
Miller, Jim	0	3	2.79	16	0	0	0	6	7	19.1	15	6	6	0	0	4	1	21	0	0	.208
Norberto, Jordan	0	0	0.00	1	0	0	0	0	0	1.0	0	0	0	0	0	0	0	2	0	0	.000
Parker, Jarrod	1	0	2.18	4	4	0	0	0	0	20.2	22	6	5	2	0	6	0	21	0	0	.275
Peacock, Brad	12	9	6.01	28	25	0	0	0	0	134.2	147	99	90	16	5	66	0	139	14	0	.275
Peterson, Shane	0	1	27.00	1	0	0	0	0	0	0.1	1	1	1	1	0	0	0	1	0	0	.500
Ray, Chris	0	0	6.00	6	0	0	0	0	0	6.0	7	4	4	1	1	6	1	6	1	0	.280
Ross, Tyson	6	2	2.99	15	13	1	0	0	0	78.1	69	33	26	4	3	29	0	64	4	0	.235
Scribner, Evan	3	0	3.03	26	0	0	0	8	8	35.2	26	12	12	4	0	10	0	38	1	0	.203
Simmons, James	2	0	1.80	9	0	0	0	0	0	15.0	12	3	3	1	0	8	2	13	3	0	.218
Souza, Justin	3	1	6.87	36	1	0	0	0	2	57.2	86	51	44	12	3	18	2	26	1	0	.352
Straily, Dan	6	3	2.03	11	11	0	0	0	0	66.2	40	15	15	3	1	19	0	82	3	0	.172
Thompson, Rich	4	2	3.34	46	0	0	0	3	6	62.0	46	24	23	7	0	23	2	58	5	0	.206
Threets, Erick	4	2	1.84	34	0	0	0	3	3	44.0	35	9	9	0	1	19	1	31	2	0	.226
Timmons, Wes	0	0	0.00	1	0	0	0	0	0	1.0	0	0	0	0	0	0	0	1	0	0	.000
Valdez, Merkin	0	1	3.75	34	0	0	0	5	8	36.0	33	17	15	4	1	17	1	26	6	0	.236
Wagner, Neil	1	1	5.49	15	0	0	0	1	3	19.2	20	13	12	1	2	6	1	24	4	0	.263
Team Total	86	58	4.10	144	144	3	9	34	54	1304.2	1266	649	594	124	49	460	22	1134	71	2	.254

2012 MINOR LEAGUE ALL-STARS

Pacific Coast League, Postseason
None

California League, Postseason
None

New York-Penn League, Midseason

Christopher Bostick

Pacific Coast League, Midseason
Graham Godfrey

California League, Midseason
Miles Head

Austin Booker

John Wooten

Kristopher Hall

Texas League, Postseason
Dan Straily

Midwest League, Postseason
None

Arizona League, Postseason
None

Texas League, Midseason
Anthony Alliotti
Jeremy Barfield
Conner Crumbliss
Jonathan Ortiz
Shane Peterson
Murphy Smith
Dan Straily

Midwest League, Midseason
Sean Jamieson

Minor League Statistics, continued

MIDLAND

BATTERS	AVG	G	AB	R	H	2B	3B	HR	RBI	SH	SF	HP	BB	IBB	SO	SB	CS	DP	SLG	OBP	E
Aliotti, Anthony	.292	123	455	72	133	29	1	10	76	1	4	3	68	5	129	0	0	15	.426	.385	9
Barfield, Jeremy	.272	128	482	67	131	28	1	13	64	0	7	4	35	2	82	1	0	23	.415	.322	9
Choice, Michael	.287	91	359	59	103	15	2	10	58	0	3	7	33	4	88	5	1	6	.423	.356	7
Coleman, Dusty	.201	128	427	51	86	16	4	15	59	4	4	10	41	0	182	9	8	4	.363	.284	18
Crumbless, Conner	.257	128	470	94	121	21	6	10	45	1	5	9	120	4	98	24	8	6	.391	.414	7
Fabiaschi, Michael	.000	3	3	0	0	0	0	0	0	0	0	0	0	0	2	0	0	0	.000	.000	0
Freitas, David	.333	20	63	12	21	6	0	2	11	0	3	2	6	0	15	0	0	1	.524	.392	3
Gil, Leonardo	.280	65	211	29	59	6	2	1	21	4	1	2	21	1	64	3	3	4	.341	.349	4
Head, Miles	.272	57	213	25	58	9	2	5	28	0	0	5	16	0	75	0	1	5	.404	.338	7
Horton, Josh	.278	121	461	51	128	26	4	9	54	0	3	3	47	4	113	5	4	13	.410	.346	23
Hughes, Luke	.179	7	28	1	5	0	0	1	2	0	0	0	3	0	9	1	0	0	.286	.258	1
Ladendorf, Tyler	.240	104	416	59	100	20	1	9	54	4	3	11	42	0	89	7	4	14	.358	.324	11
Lipkin, Ryan	.204	53	191	15	39	9	0	4	17	1	1	2	4	0	42	1	0	10	.314	.227	4
Mesa, Eliezer	.179	18	56	4	10	1	2	0	7	1	2	1	0	0	17	1	0	0	.268	.186	1
Nunez, Juan	.000	2	6	0	0	0	0	0	1	1	0	0	1	0	2	0	0	0	.000	.143	0
Ortiz, Ryan	.167	44	144	19	24	5	1	2	13	1	1	3	21	0	40	0	0	2	.257	.284	10
Peterson, Shane	.274	48	157	27	43	11	3	2	23	1	0	3	44	3	47	9	3	1	.420	.441	3
Rizzotti, Matt	.307	40	150	20	46	15	0	5	27	0	0	1	9	1	34	0	0	5	.507	.350	0
Spina, Michael	.176	70	256	34	45	11	0	7	35	0	3	3	32	0	75	0	0	11	.301	.272	3
Taylor, Beau	.233	36	120	13	28	5	0	0	10	1	0	1	11	1	36	0	0	6	.275	.303	0
Team Total	.253	138	4668	652	1180	233	29	105	605	20	40	70	554	25	1239	66	32	126	.383	.338	140

PITCHERS	W	L	ERA	G	GS	CG	SHO	SV	SVO	IP	H	R	ER	HR	HB	BB	IBB	SO	WP	BK	AVG
Barham, Trey	1	0	3.00	13	0	0	0	0	0	15.0	18	7	5	1	0	4	0	14	1	0	.286
Billings, Bruce	2	0	3.18	2	0	0	0	0	0	5.2	4	2	2	0	0	4	0	3	0	0	.190
Bowman, Josh	0	1	5.40	1	1	0	0	0	0	5.0	7	3	3	0	0	2	0	3	1	0	.333
Castro, Fabio	2	7	4.63	14	14	0	0	0	0	72.0	80	41	37	3	4	37	1	58	5	0	.288
Daley, Gary	10	10	5.11	34	18	0	0	2	4	118.0	130	85	67	9	11	71	2	79	20	0	.275
Doolittle, Sean	0	0	0.82	8	0	0	0	1	2	11.0	2	2	1	0	1	4	0	19	0	0	.056
Fabiaschi, Michael	0	0	0.00	1	0	0	0	0	0	1.0	0	0	0	0	0	0	0	0	0	0	.000
Gil, Leonardo	1	0	0.00	1	0	0	0	0	0	1.0	0	0	0	0	0	0	0	0	0	0	.000
Gray, Sonny	6	9	4.14	26	26	1	1	0	0	148.0	148	73	68	8	4	57	0	97	16	1	.263
Griffin, A.J.	3	1	2.49	7	7	0	0	0	0	43.1	31	12	12	4	1	7	0	44	1	0	.201
Guzman, Jose	2	1	4.50	34	0	0	0	0	1	54.0	55	29	27	3	0	20	2	49	3	0	.263
Haviland, Shawn	6	8	4.80	31	21	0	0	2	3	120.0	124	72	64	11	14	47	2	104	13	0	.268
Hernandez, Carlos	6	4	5.36	25	10	0	0	0	1	80.2	96	49	48	12	1	26	2	65	5	0	.303
Horton, Josh	0	0	0.00	1	0	0	0	0	0	1.0	1	0	0	0	0	0	0	0	0	0	.250
Hunter, Brett	3	3	4.50	42	0	0	0	0	2	56.0	53	31	28	7	4	31	3	60	8	1	.254
Huttenlocker, A.J.	1	2	5.74	21	0	0	0	0	2	15.2	26	13	10	4	1	5	1	13	0	0	.361
Jones, Beau	2	1	3.86	20	0	0	0	0	0	23.1	17	11	10	1	2	12	2	19	3	0	.202
Krol, Ian	1	2	5.06	8	0	0	0	0	2	10.2	11	6	6	0	0	2	1	10	2	0	.289
Leon, Arnold	1	0	2.30	10	0	0	0	1	1	15.2	17	5	4	0	0	3	0	18	1	0	.288
McSwain, Matt	1	1	11.15	11	2	0	0	0	1	15.1	32	21	19	2	2	9	1	7	2	0	.444
Mesa, Eliezer	0	0	27.00	1	0	0	0	0	0	0.1	1	1	1	1	0	0	0	0	0	0	.500
Ortiz, Jonathan	4	6	3.75	51	0	0	0	15	20	62.1	58	30	26	7	2	18	3	50	2	0	.243
Simmons, James	1	2	3.35	30	0	0	0	1	3	48.1	41	18	18	3	4	14	1	37	3	0	.229
Smith, Murphy	6	11	4.82	27	24	0	0	1	2	140.0	171	91	75	8	8	57	2	83	7	2	.311
Smyth, Paul	2	1	4.02	44	1	0	0	1	4	69.1	72	33	31	8	5	24	0	53	4	0	.269
Straily, Dan	3	4	3.38	14	14	0	0	0	0	85.1	70	36	32	6	5	23	1	108	6	0	.224
Team Total	64	74	4.38	138	138	1	6	24	48	1218.0	1265	671	593	98	69	477	24	993	103	4	.270

STOCKTON

BATTERS	AVG	G	AB	R	H	2B	3B	HR	RBI	SH	SF	HP	BB	IBB	SO	SB	CS	DP	SLG	OBP	E	
Cabrera, Yordy	.232	60	220	26	51	9	2	3	21	0	0	0	3	16	0	68	2	2	3	.332	.293	23
Cowgill, Collin	.125	2	8	0	1	0	0	0	0	0	0	0	0	0	2	0	0	0	.125	.125	0	
Dixon, Rashun	.206	30	102	12	21	6	1	2	12	0	2	1	10	0	41	1	1	3	.343	.278	3	
Gil, Leonardo	.000	6	16	1	0	0	0	0	0	0	0	1	3	0	10	0	0	2	0.000	.200	1	
Gilmartin, Michael	.256	118	430	58	110	18	0	9	52	2	0	7	47	0	98	4	3	9	.360	.339	23	
Head, Miles	.382	67	267	57	102	23	6	18	56	0	1	2	23	1	55	3	0	9	.715	.433	9	
Kirby-Jones, A.J.	.248	115	399	62	99	16	3	21	69	0	3	2	86	1	128	0	0	9	.461	.382	7	
LeVier, Mitch	.240	37	146	13	35	7	0	5	18	0	1	1	10	0	36	1	1	3	.390	.291	2	
Leyja, Nino	.211	48	161	19	34	7	1	2	17	2	0	0	15	0	47	4	2	5	.304	.278	5	
Lopez, Diomedes	.286	5	14	3	4	2	0	1	1	0	0	1	1	0	6	0	0	0	.643	.375	1	
Mesa, Eliezer	.130	13	46	4	6	0	1	0	3	0	0	0	0	0	12	4	0	3	.174	.130	1	
Nunez, Juan	.200	3	10	2	2	0	0	0	0	0	0	0	1	0	1	0	0	1	2.000	.273	2	
Oberacker, Chad	.260	107	454	64	118	25	7	13	48	2	3	3	43	0	96	25	3	5	.432	.326	6	
Ortiz, Ryan	.248	38	129	23	32	5	1	5	25	0	3	1	27	0	31	1	1	3	.419	.375	3	
Paramore, Petey	.217	6	23	4	5	1	0	0	2	1	0	1	2	0	5	0	0	0	.261	.308	1	
Pineda, Ryan	.249	71	237	25	59	18	1	4	28	1	1	5	30	0	56	4	4	3	.384	.344	8	
Richard, Myrio	.253	72	292	32	74	14	2	3	28	2	4	0	29	0	40	5	1	3	.346	.317	2	
Robinson, Dusty	.231	94	386	62	89	14	0	18	47	0	1	3	33	2	129	7	2	3	.407	.296	3	
Stassi, Max	.268	84	314	48	84	18	0	15	45	0	11	8	27	0	83	3	1	5	.468	.331	5	
Taylor, Beau	.328	52	195	25	64	10	2	3	34	0	2	1	28	0	29	0	2	4	.446	.412	8	
Thompson, Tony	.276	95	344	48	95	22	1	11	49	0	7	1	38	0	61	1	1	12	.442	.344	13	
Vollmuth, B.A.	.261	65	264	45	69	15	0	7	29	0	1	3	27	0	70	0	2	9	.398	.336	23	
Whitaker, Josh	.259	99	386	62	100	16	3	20	61	1	3	6	33	1	122	11	5	9	.472	.325	5	
Team Total	.259	140	4843	695	1254	246	31	160	645	11	43	50	529	5	1226	76	31	103	.422	.335	174	

PITCHERS	W	L	ERA	G	GS	CG	SHO	SV	SVO	IP	H	R	ER	HR	HB	BB	IBB	SO	WP	BK	AVG
Anderson, Brett	0	0	9.00	1	1	0	0	0	0	2.0	4	2	2	0	1	0	0	0	0	0	0.400
Bowman, Josh	6	10	3.62	25	25	0	0	0	0	146.2	157	76	59	14	4	33	0	127	6	1	2.70
Brown, Jacob	6	11	5.06	30	21	0	0	1	1	133.1	162	88	75	16	3	26	0	94	5	1	2.98
Capra, Anthony	0	1	7.94	9	0	0	0	0	1	11.1	12	12	10	4	0	11	0	14	2	0	2.50
Cole, A.J.	0	7	7.82	8	8	0	0	0	0	38.0	60	40	33	7	3	10	0	31	2	1	3.64
Doolittle, Ryan	1	3	1.48	15	0	0	0	0	0	24.1	17	6	4	2	0	3	0	31	0	0	1.93
Doolittle, Sean	0	0	0.87	6	0	0	0	0	0	10.1	5	2	1	0	2	2	0	21	0	0	.143
Gagnier, Drew	0	0	4.50	2	0	0	0	0	0	2.0	1	1	1	1	0	0	0	2	0	0	.143
Guzman, Jose	2	2	2.82	15	0	0	0	0	1	22.1	19	8	7	2	0	8	0	21	2	0	2.32
Hassebrock, Blake	2	6	8.17	14	13	0	0	0	0	50.2	84	55	46	6	6	20	1	44	9	0	3.67
Hoehn, Connor	1	2	5.86	43	0	0	0	1	2	58.1	58	39	38	9	8	40	3	61	7	0	2.61
Huttenlocker, A.J.	3	1	5.40	22	1	0	0	1	3	38.1	47	26	23	11	1	8	2	38	1	1	2.94
Jimenez, Deyvi	0	1	3.00	1	1	0	0	0	0	3.0	3	1	1	1	0	0	0	4	0	0	2.73
Joseph, Jonathan	0	1	9.82	7	0	0	0	0	0	11.0	12	13	12	2	2	5	0	16	1	0	2.73
Krol, Ian	1	7	5.21	21	15	0	0	0	0	86.1	95	64	50	13	3	24	0	79	1	1	2.75
Leon, Arnold	0	1	5.28	12	0	0	0	0	0	15.1	26	13	9	1	1	5	0	25	3	0	3.66
Long, Nate	4	4	5.14	35	8	0	0	1	1	89.1	121	68	51	14	5	27	0	75	4	0	3.21
Murphy, Sean	8	8	4.80	19	19	0	0	0	0	108.2	98	67	58	21	4	35	0	107	8	1	2.38
Perlman, Max	0	2	8.18	14	5	0	0	0	1	44.0	63	52	40	8	3	16	1	24	6	1	3.32
Souza, Justin	1	1	3.72	8	0	0	0	0	0	9.2	12	4	4	1	0	3	1	11	2	0	2.86
Thompson, Tony	0	0	0.00	2	0	0	0	0	0	3.0	0	0	0	0	0	0	0	1	0	0	.000
Thornton, Zach	4	0	4.53	48	0	0	0	16	22	53.2	57	33	27	5	4	19	1	70	3	0	2.64
Treinen, Blake	7	7	4.37	24	15	1	0	0	0	103.0	116	60	50	11	4	23	0	92	5	0	2.78
Urlaub, Jeff	2	2	3.86	21	0	0	0	0	2	30.1	21	13	13	3	0	8	2	31	0	0	1.94
Vidal, Pedro	1	0	3.43	28	0	0	0	0	0	39.1	29	16	15	4	0	7	0	37	0	0	.196
Walz, T.J.	7	6	3.16	39	8	0	0	0	2	99.2	84	39	35	9	8	36	2	112	8	0	2.26
Whitaker, Josh	0	1	6.75	1	0	0	0	0	0	1.1	2	1	1	0	0	1	0	1	0	3	4.00
Team Total	56	84	4.84	140	140	1	5	20	36	1235.1	1365	799	665	165	62	370	13	1169	75	10	.276

PLAYER DEVELOPMENT

BURLINGTON

BATTERS	AVG	G	AB	R	H	2B	3B	HR	RBI	SH	SF	HP	BB	IBB	SO	SB	CS	DP	SLG	OBP	E
Consigli, Royce	.211	78	256	27	54	9	4	5	22	3	2	0	30	1	49	4	2	4	.336	.292	2
Crocker, Bobby	.268	112	406	56	109	19	2	6	53	6	6	13	39	1	109	17	10	8	.369	.347	4
Dixon, Rashun	.238	77	261	53	62	8	1	12	38	0	4	5	49	0	102	8	6	3	.414	.364	2
Fabiaschi, Michael	.188	39	112	14	21	4	1	0	5	0	0	4	28	0	40	2	3	0	.241	.368	2
Jamieson, Sean	.234	119	449	71	105	25	5	10	49	6	7	14	66	0	92	25	6	7	.379	.345	24
Kirkland, Wade	.237	102	379	49	90	31	3	8	56	3	3	11	28	1	99	5	4	5	.398	.306	23
Landaeta, Douglas	.244	99	369	46	90	17	1	10	38	3	5	0	22	1	82	10	7	9	.377	.283	5
Lewis, Chad	.133	8	30	0	4	0	0	0	3	0	0	0	0	0	11	0	0	2	.133	.133	1
Mesa, Eliezer	.294	70	262	36	77	11	4	4	33	2	3	3	11	0	48	20	4	7	.412	.326	1
Muncy, Maxwell	.275	64	229	34	63	20	2	4	23	0	3	1	41	2	37	3	1	2	.432	.383	6
Nester, John	.203	70	222	31	45	8	0	4	24	3	3	1	31	0	64	2	2	1	.293	.300	9
Oberacker, Chad	.317	16	63	14	20	5	1	2	7	2	0	1	8	0	9	5	1	2	.524	.403	0
Pan, Chih Fang	.243	83	296	36	72	14	2	2	37	5	2	4	21	1	55	8	3	5	.324	.300	10
Pineda, Ryan	.215	23	79	5	17	3	1	1	7	1	0	1	4	1	19	3	1	0	.316	.262	1
Rickles, Nick	.220	95	345	33	76	19	0	6	37	6	3	1	17	0	73	2	3	11	.328	.257	10
Roberts, Sam	.225	11	40	3	9	2	1	0	3	0	0	0	5	0	10	0	0	0	.325	.311	2
Robinson, Dusty	.262	38	141	25	37	7	4	9	28	0	1	3	16	0	33	5	2	1	.560	.348	1
Russell, Addison	.310	16	58	8	18	4	2	0	9	1	1	1	5	0	12	5	1	2	.448	.369	4
Shipman, Aaron	.206	108	360	40	74	12	4	0	32	1	4	2	60	0	86	11	11	6	.261	.319	3
Vollmuth, B.A.	.260	67	265	37	69	17	1	7	44	0	3	3	29	0	74	7	1	10	.411	.337	14
Wooten, John	.118	5	17	1	2	0	1	0	1	0	1	1	0	0	6	0	0	0	.235	.158	0
Team Total	.240	139	4639	619	1114	235	40	90	549	42	51	69	510	8	1110	142	68	85	.366	.321	142

PITCHERS	W	L	ERA	G	GS	CGSHO	SV	SVO	IP	H	R	ER	HR	HB	BB	IBB	SO	WP	BK	AVG	
Alcantara, Raul	6	11	5.08	27	17	0	0	0	2	102.2	119	64	58	12	7	38	0	57	2	4	.304
Chitwood, Logan	1	1	2.04	8	0	0	0	1	1	17.2	14	6	4	0	0	7	0	11	3	0	.209
Cole, A.J.	6	3	2.07	19	19	0	0	0	0	95.2	78	32	22	7	4	19	0	102	3	1	.222
Doolittle, Ryan	0	0	0.93	8	0	0	0	2	2	9.2	5	3	1	0	1	0	0	12	0	0	.147
Duran, Omar	0	0	7.36	3	0	0	0	0	0	3.2	5	3	3	0	0	4	0	2	1	1	.313
Eppley, Nate	1	1	9.00	7	0	0	0	0	1	10.0	12	10	10	0	2	5	0	7	0	0	.308
Fabiaschi, Michael	1	0	0.00	1	0	0	0	0	0	0.1	0	0	0	0	0	0	0	1	0	0	.000
Frankoff, Seth	5	7	4.83	36	9	0	0	1	2	104.1	107	61	56	11	8	40	2	84	8	0	.275
Granier, Drew	11	10	3.21	28	28	1	0	0	0	162.2	149	71	58	12	8	53	1	167	9	0	.243
Hassebrock, Blake	2	2	4.00	5	5	0	0	0	0	27.0	33	14	12	3	3	10	0	20	4	0	.295
House, Austin	0	0	3.38	2	0	0	0	0	0	2.2	2	1	1	0	0	1	0	3	0	0	.250
Joseph, Jonathan	1	3	4.35	34	9	0	0	12	13	82.2	81	51	40	7	8	38	1	73	11	0	.251
Kilcrease, Nathan	1	1	1.46	7	0	0	0	0	0	12.1	9	2	2	0	0	2	0	7	0	1	.225
Lamb, Chris	3	3	5.03	11	11	0	0	0	0	59.0	68	38	33	3	2	22	0	40	0	0	.296
Landaeta, Douglas	0	0	0.00	1	0	0	0	0	0	1.0	1	0	0	0	0	2	0	0	0	0	.250
Macias, Jose	6	6	4.39	43	7	0	0	9	13	92.1	104	58	45	14	3	21	2	90	2	1	.291
Mota, David	3	1	3.47	27	0	0	0	0	3	36.1	43	20	14	3	0	21	1	32	5	0	.289
Murphy, Sean	3	4	1.97	8	8	0	0	0	0	50.1	35	14	11	4	1	17	0	52	2	0	.197
Mye, Chas	4	1	4.15	44	0	0	0	1	2	60.2	62	29	28	6	2	23	2	47	1	0	.272
Nester, John	0	0	27.00	1	0	0	0	0	0	1.0	2	3	3	0	0	3	0	1	0	0	.500
Perlman, Max	1	3	3.92	20	5	0	0	2	3	64.1	58	31	28	6	3	16	0	43	3	0	.242
Peters, Tanner	2	6	3.16	14	12	0	0	0	0	68.1	58	30	24	8	1	18	0	66	0	0	.233
Powers, Brent	3	4	7.66	17	5	0	0	1	2	44.2	55	44	38	10	1	26	1	39	6	1	.313
Ramos, Julio	0	0	0.57	5	4	0	0	0	0	15.2	9	2	1	0	0	1	0	12	0	0	.167
Tyson, Drew	2	1	3.71	45	0	0	0	5	7	68.0	66	33	28	2	5	31	1	42	6	0	.253
Urlaub, Jeff	5	4	2.60	25	0	0	0	3	5	34.2	26	15	10	2	2	1	0	27	2	0	.200
Team Total	67	72	3.86	139	139	1	12	37	56	1227.2	1201	635	526	109	61	419	11	1037	68	9	259

VERMONT

BATTERS	AVG	G	AB	R	H	2B	3B	HR	RBI	SH	SF	HP	BB	IBB	SO	SB	CS	DP	SLG	OBP	E
Alexander, Dayton	.145	25	69	10	10	3	0	0	4	4	1	0	8	0	22	3	1	0	.188	.231	0
Booker, Austin	.253	50	170	17	43	6	1	0	11	4	1	1	21	0	30	3	5	4	.300	.337	1
Bostick, Christopher	.251	70	279	41	70	16	4	3	29	5	1	4	27	0	66	12	5	6	.369	.325	18
Fabiaschi, Michael	.143	3	7	4	1	0	0	0	0	0	0	1	2	0	0	0	0	0	.143	.400	0
Lewis, Chad	.231	39	134	10	31	5	0	1	12	2	2	1	11	0	38	0	1	4	.291	.291	12
Lopez, Diomedes	.216	17	51	2	11	2	0	0	1	1	0	3	6	0	16	1	0	0	.255	.333	2
Marte, Miguel	.230	43	148	8	34	6	0	3	20	0	2	5	5	0	57	0	0	4	.331	.275	2
Mateo, Reynaldo	.247	21	73	7	18	4	1	2	8	3	1	0	6	0	32	1	0	2	.411	.300	2
Maxwell, Bruce	.254	61	228	22	58	14	0	0	22	1	1	0	26	1	35	1	0	9	.316	.329	6
Olson, Matthew	.273	4	11	3	3	0	0	1	4	0	1	1	3	0	4	0	0	0	.545	.438	0
Peralta, Jensi	.100	8	20	4	2	0	0	0	0	0	0	0	5	0	8	0	1	0	.100	.280	1
Pohl, Philip	.143	3	7	2	1	0	0	0	1	2	0	3	1	0	0	0	0	0	.143	.455	0
Roberts, Sam	.224	17	49	7	11	1	1	0	2	1	0	0	17	1	11	0	1	0	.286	.424	3
Robertson, Daniel	.181	26	94	9	17	2	0	1	8	3	0	0	7	0	31	1	1	3	.234	.238	6
Rojas, Kelvin	.221	35	113	11	25	5	0	0	9	1	2	0	3	0	30	0	0	5	.265	.237	4
Russell, Addison	.340	13	53	9	18	2	2	1	7	0	0	0	4	0	13	2	0	0	.509	.386	1
Solano, Wilfredo	.217	54	189	17	41	10	0	1	18	4	3	3	10	0	34	3	0	4	.286	.263	19
Stafford, Rhett	.190	18	58	11	11	2	0	1	5	0	0	0	10	0	20	0	1	0	.276	.309	3
Tanis, Jacob	.261	61	226	26	59	9	1	2	29	3	3	4	22	0	47	3	4	5	.336	.333	7
Vertigan, Brett	.266	67	256	34	68	15	5	1	15	6	2	5	24	0	31	12	5	2	.375	.338	3
Wooten, John	.286	67	262	27	75	16	1	4	38	2	3	1	16	0	44	3	6	4	.401	.326	2
Team Total	.243	76	2497	281	607	118	16	21	243	42	23	32	234	2	569	45	31	52	.328	.313	102

PITCHERS	W	L	ERA	G	GS	CG	SHO	SV	SVO	IP	H	R	ER	HR	HB	BB	IBB	SO	WP	BK	AVG
Avila, Andres	3	4	3.82	15	12	0	0	0	0	66.0	68	36	28	7	8	16	0	60	4	0	.261
Chitwood, Logan	3	1	2.16	12	0	0	0	0	1	25.0	22	7	6	1	0	10	0	20	0	0	.239
Dull, Ryan	3	1	2.84	17	0	0	0	4	4	25.1	26	10	8	2	1	6	1	34	4	0	.263
Duran, Omar	0	1	0.44	14	0	0	0	0	0	20.1	4	4	1	0	1	20	0	42	1	0	.062
Eppley, Nate	3	0	1.98	14	0	0	0	2	2	27.1	16	9	6	1	4	7	0	24	2	0	.165
Gagnier, Drew	2	1	3.30	19	0	0	0	0	1	30.0	30	16	11	0	0	16	0	27	3	0	.250
Hall, Kristopher	2	0	0.99	12	4	0	0	0	0	27.1	17	6	3	0	2	14	0	24	1	1	.177
Healy, Tucker	2	0	3.07	22	0	0	0	3	3	29.1	26	11	10	0	2	13	0	45	6	0	.234
House, Austin	1	0	1.05	18	0	0	0	5	7	25.2	13	5	3	0	0	10	0	33	1	0	.149
Jimenez, Deyvi	0	4	5.79	17	3	0	0	1	1	37.1	44	34	24	3	3	15	1	38	5	0	.291
Lamb, Chris	2	0	1.50	4	4	0	0	0	0	18.0	16	4	3	1	0	3	0	12	1	0	.242
Menna, J.C.	1	9	4.60	14	11	0	0	0	0	62.2	60	40	32	4	7	27	0	47	5	0	.249
Peters, Tanner	0	0	6.00	2	0	0	0	0	0	3.0	2	2	2	0	2	0	0	7	0	0	.182
Powers, Brent	0	7	5.51	16	14	0	0	0	0	63.2	76	44	39	7	2	28	0	57	3	3	.293
Pudenz, Stuart	2	1	2.59	19	0	0	0	0	1	31.1	21	11	9	1	3	9	0	37	3	0	.188
Ramos, Julio	1	1	1.80	5	3	0	0	0	0	15.0	13	4	3	1	0	2	0	12	0	0	.232
Roberts, Sam	0	1	0.00	1	0	0	0	0	0	1.0	1	2	0	1	0	0	0	1	0	0	.200
Sanburn, Nolan	0	1	3.86	7	7	0	0	0	0	18.2	23	10	8	2	0	6	0	19	4	0	.299
Streich, Seth	4	1	2.60	15	4	0	0	0	0	34.2	26	12	10	1	5	17	0	42	4	0	.206
Tanner, Berry	0	2	9.00	4	0	0	0	0	0	5.0	6	5	5	1	0	8	0	6	4	0	.316
Vail, Tyler	3	4	4.20	12	7	0	0	0	0	55.2	43	29	26	2	4	21	0	55	5	0	.208
Wunderlich, Kurt	0	1	7.64	6	1	0	0	0	0	17.2	27	15	15	3	2	4	0	13	2	0	.342
Ynoa, Michael	1	3	6.97	8	6	0	0	0	0	20.2	20	18	16	2	3	16	0	19	10	1	.247
Team Total	33	43	3.65	76	76	0	4	15	20	660.2	600	334	268	40	47	270	2	674	68	5	.238

ORGANIZATIONAL PLAYER AND PITCHER OF THE YEAR

1995 Steve Cox, Derek Manning
 1996 D.T. Cromer, Willie Adams
 1997 Ben Grieve, Brad Rigby
 1998 Eric Chavez, Jay Witasick
 1999 Adam Platt, Tim Hudson
 2000 Jose Ortiz, Barry Zito
 2001 Esteban German, Mario Ramos
 2002 Graham Koonce, Rich Harden
 2003 Graham Koonce, Rich Harden

2004 Dan Johnson, Jairo Garcia
 2005 Andre Ethier, Dallas Braden
 2006 Jeff Baisley, Jason Windsor
 2007 Daric Barton, Trevor Cahill
 2008 Chris Carter, Trevor Cahill
 2009 Chris Carter, Pedro Figueroa
 2010 Grant Green, Ian Krol
 2011 Michael Choice/Jermaine Mitchell, Graham Godfrey
 2012 Miles Head, A.J. Griffin/Dan Straily

ARIZONA

BATTERS	AVG	G	AB	R	H	2B	3B	HR	RBI	SH	SF	HP	BB	IBB	SO	SB	CS	DP	SLG	OBP	E
Alexander, Dayton	.256	14	39	8	10	3	0	1	8	1	0	0	10	0	11	4	1	1	.410	.408	0
Baez, Luis	.289	28	97	21	28	11	2	2	7	0	0	1	2	1	20	2	0	1	.505	.310	4
Boyd, B.J.	.301	39	143	37	43	8	4	1	20	0	0	1	23	0	36	16	4	2	.434	.401	1
Contreras, Franklin	.286	19	63	13	18	6	0	0	8	0	1	1	7	0	12	0	0	0	.381	.361	5
De La Cruz, Vicmal	.230	35	135	25	31	5	3	3	17	0	1	1	11	0	43	2	1	3	.378	.291	2
Duinker, Shawn	.206	24	97	15	20	2	3	2	11	1	0	0	10	0	31	1	1	1	.351	.280	1
Hillsinger, Matthew	.227	9	22	6	5	0	1	0	2	0	0	0	5	0	4	0	0	1	.318	.370	0
Kim, Seongmin	.273	12	22	5	6	2	0	0	1	0	0	1	2	0	6	0	0	1	.364	.360	1
Lewis, Chad	.243	10	37	6	9	0	0	2	3	0	0	0	3	0	10	0	0	1	.405	.300	2
Martinez, Hiram	.143	8	21	1	3	1	0	0	4	0	0	0	0	0	3	0	0	0	.190	.143	0
Mateo, Reynaldo	.400	19	75	20	30	8	2	5	27	0	5	1	5	0	18	1	0	0	.760	.419	2
Mathews, Ryan	.250	21	60	7	15	7	2	1	12	0	1	0	5	0	10	3	0	0	.483	.303	0
Maxwell, Bruce	.524	6	21	8	11	4	0	0	4	0	0	0	5	0	3	0	0	0	.714	.615	0
Mercedes, Melvin	.381	31	105	24	40	10	1	0	12	2	0	1	10	0	15	1	0	1	.495	.440	8
Nunez, Renato	.325	42	160	31	52	18	3	4	42	0	3	6	17	0	32	4	0	7	.550	.403	7
Olson, Matthew	.282	46	177	29	50	16	1	8	41	0	2	2	16	1	46	0	0	5	.520	.345	3
Osorio, Luis	.208	18	48	7	10	0	1	0	3	1	0	0	4	0	16	0	1	0	.250	.269	2
Pohl, Philip	.301	32	113	22	34	6	2	3	17	0	1	8	6	0	22	1	0	3	.469	.375	2
Powell, Herschel	.306	35	111	20	34	1	0	0	13	2	2	0	15	0	9	5	2	0	.315	.383	1
Richard, Myrio	.182	4	11	3	2	1	0	1	1	0	0	0	0	0	1	0	0	0	.545	.182	0
Robertson, Daniel	.297	29	101	25	30	10	2	4	22	1	4	5	16	0	15	2	0	3	.554	.405	9
Russell, Addison	.415	26	106	29	44	4	5	6	29	0	0	1	14	0	23	9	1	1	.717	.488	5
Soto, Michael	.282	32	103	18	29	9	2	4	23	0	2	0	7	0	25	1	0	2	.524	.321	4
Stafford, Rhett	.211	6	19	1	4	1	0	0	3	0	0	0	2	0	5	1	0	1	.263	.286	2
Wolfe, Christopher	.229	21	48	12	11	5	0	0	5	1	0	0	11	0	11	1	1	1	.333	.373	3
Team Total	.294	54	1934	393	569	138	34	47	335	9	22	29	206	2	427	54	12	35	.474	.367	66

PITCHERS	W	L	ERA	G	GS	CG	SHO	SV	SVO	IP	H	R	ER	HR	HB	BB	IBB	SO	WP	BK	AVG
Azor, Jose	2	1	3.32	13	0	0	0	1	3	21.2	19	11	8	0	1	13	0	13	5	0	.247
Bacus, Dakota	3	0	1.20	18	1	0	0	7	8	30.0	12	4	4	0	0	5	0	35	2	0	.121
Bahramzadeh, Kayvon	1	2	7.30	13	10	0	0	0	0	37.0	48	31	30	7	2	7	0	48	2	0	.312
Cruzado, Fernando	3	1	5.52	17	2	0	0	0	0	29.1	29	24	18	2	6	10	0	18	6	0	.259
De Young, Derek	0	0	13.50	1	0	0	0	0	0.2	1	1	1	0	0	2	0	1	1	1	0	.500
Dull, Ryan	2	0	1.42	4	0	0	0	1	2	6.1	3	1	1	0	1	3	0	13	1	0	.143
Duran, Omar	0	0	0.00	3	0	0	0	3	3	3.2	0	0	0	0	0	0	0	5	0	0	.000
Hall, Kristopher	1	0	4.50	2	0	0	0	0	1	2.0	1	1	1	0	0	1	0	3	2	0	.125
Hansen, Derek	2	1	4.87	13	0	0	0	1	1	20.1	24	12	11	1	0	10	0	24	7	2	.286
Hollstegge, Tyler	5	1	4.86	19	0	0	0	0	0	33.1	33	20	18	1	1	22	0	35	11	1	.268
Johnson, Tyler	5	1	3.33	14	0	0	0	1	1	27.0	30	14	10	2	1	7	0	21	2	0	.273
Kurz, Cody	0	0	4.64	17	0	0	0	0	0	21.1	18	13	11	1	1	29	0	9	9	0	.240
Massey, Taylor	1	0	3.00	17	0	0	0	3	3	21.0	19	9	7	3	1	8	0	27	3	0	.238
O'Connell, Colin	0	0	0.00	2	2	0	0	0	0	3.0	4	0	0	0	0	0	0	3	0	0	.333
Paulino, Gregory	4	4	5.70	14	7	0	0	0	0	60.0	75	41	38	6	4	16	0	56	5	1	.306
Peralta, Jensi	0	0	9.00	1	0	0	0	0	0	1.0	1	1	1	0	0	0	0	1	1	0	.333
Petitti, Daniel	1	0	4.02	12	1	0	0	1	1	15.2	12	10	7	0	0	7	0	29	3	0	.203
Pudenz, Stuart	0	0	0.00	2	0	0	0	0	0	2.0	0	0	0	0	0	0	0	3	0	0	.000
Sosa, Lee	1	2	4.74	18	0	0	0	0	2	24.2	15	14	13	0	2	22	0	29	8	0	.170
Streich, Seth	0	0	3.38	2	0	0	0	0	0	2.2	1	1	1	0	1	1	0	6	0	0	.111
Thomson, Matthew	0	0	0.00	1	1	0	0	0	0	1.0	1	0	0	0	0	0	0	0	0	0	.250
Torres, Jose	3	1	4.33	12	12	0	0	0	0	52.0	52	29	25	2	2	29	1	41	3	2	.264
Vail, Tyler	0	0	0.93	3	3	0	0	0	0	9.2	5	2	1	0	1	1	0	11	1	0	.156
Valdez, Merkin	0	0	0.00	2	1	0	0	0	0	3.0	2	0	0	0	0	0	0	1	0	0	.222
Vairo, Vincent	3	2	3.62	14	8	0	0	1	1	37.1	35	19	15	1	0	8	0	41	3	0	.240
Ynoa, Michael	0	1	5.40	6	6	0	0	0	0	10.0	11	7	6	1	1	9	0	6	1	0	.282
Team Total	37	17	4.24	54	54	0	2	19	26	475.2	451	265	224	27	25	211	1	479	76	6	2.50

DOMINICAN

BATTERS	AVG	G	AB	R	H	2B	3B	HR	RBI	SH	SF	HP	BB	IBB	SO	SB	CS	DP	SLG	OBP	E
Chavez, Jose	.250	35	96	8	24	4	1	0	8	2	0	1	9	0	18	2	3	7	.313	.321	2
De La Rosa, Anderson	.239	59	197	37	47	12	5	4	30	2	5	8	22	0	48	1	1	3	.411	.332	2
Hernandez, Luis	.070	19	57	4	4	0	0	0	1	1	0	2	6	0	24	0	0	0	.070	.185	5
Ledezma, Diego	.288	25	66	8	19	5	0	1	5	3	1	3	7	0	12	2	0	2	.409	.377	8
Martes, Mitchell	.167	8	18	2	3	1	0	0	1	1	0	0	3	0	10	0	0	0	.222	.286	1
Martinez, Hiram	.205	16	44	1	9	0	0	0	5	0	4	0	0	0	5	2	3	0	.205	.188	5
Martinez, Robert	.273	15	33	4	9	2	0	0	5	1	0	2	8	0	16	1	2	0	.333	.442	0
Martinez, Wilman	.204	34	103	9	21	3	0	0	8	0	1	4	8	0	17	0	2	6	.233	.284	3
Munoz, Yairo	.229	32	105	13	24	7	3	0	22	1	2	1	10	0	23	4	3	3	.352	.297	12
Osorio, Luis	.125	11	32	1	4	0	1	0	4	0	0	2	2	0	8	2	1	0	.188	.222	2
Paz, Andy	.317	26	82	11	26	4	2	0	7	2	0	0	14	0	13	1	2	0	.415	.417	2
Penalo, Rodolfo	.225	53	173	27	39	5	5	1	11	4	0	4	25	2	27	17	6	1	.329	.337	3
Pimentel, Sandber	.261	37	115	14	30	2	1	1	17	2	0	6	28	2	30	0	6	2	.322	.430	2
Raga, Argenis	.265	61	234	33	62	13	1	2	12	3	1	6	18	0	23	5	4	1	.355	.332	16
Ramirez, Dionisio	.125	10	24	3	3	0	1	0	1	0	0	0	6	0	8	0	0	0	1.208	.300	2
Rivas, Jesus	.199	54	186	23	37	10	0	3	19	4	0	2	13	0	41	4	1	5	.301	.259	11
Rosario, Jose	.196	45	153	17	30	7	0	1	17	3	1	1	18	2	31	2	2	4	.261	.283	5
Santana, Gabriel	.271	41	133	24	36	6	2	0	18	6	1	12	19	0	10	1	7	1	.346	.406	11
Sayegh, Jose	.105	31	76	1	8	3	0	0	4	0	2	4	5	0	26	0	3	2	.145	.195	0
Sosa, Alfredo	.177	27	62	9	11	0	1	0	5	1	1	0	14	0	28	5	2	2	.210	.325	1
Zarraga, Jonesy	.230	42	161	25	37	9	2	3	17	1	0	7	14	0	40	11	5	1	.366	.319	3
Team Total	.225	67	2150	272	483	93	25	16	217	37	19	65	249	6	458	60	53	41	.313	.321	112

PITCHERS	W	L	ERA	G	GS	CG	SHO	SV	SVO	IP	H	R	ER	HR	HB	BB	IBB	SO	WP	BK	AVG	
Alejo, Yordy	2	2	1.42	11	0	0	0	0	0	2	19.0	24	8	3	0	2	7	0	8	0	0	.320
Almonte, Eduardo	1	4	3.25	17	0	0	0	2	4	36.0	35	21	13	1	2	14	3	30	7	2	.265	
Benzant, Leonel	1	6	6.30	14	10	0	0	1	2	40.0	46	33	28	4	7	18	0	19	14	0	.288	
Cruzado, Fernando	3	1	5.40	4	0	0	0	1	11.2	9	7	7	1	1	4	0	7	1	1	0	.209	
Delgadillo, Yonalis	0	2	4.09	7	0	0	0	1	11.0	7	6	5	0	2	9	1	6	1	0	0	.189	
De Los Santos, Braulio	0	0	27.00	2	0	0	0	1	1	1.2	3	5	5	0	0	3	0	2	0	0	.375	
Duno, Angel	2	1	1.82	19	2	0	0	4	7	39.2	36	12	8	0	1	15	0	26	2	0	.247	
Ferrera, Kevin	0	1	3.12	15	0	0	0	0	0	34.2	30	18	12	0	3	25	0	32	4	1	.244	
Gonzalez, Darwin	1	2	6.09	16	0	0	0	0	0	34.0	32	26	23	1	3	22	2	28	4	1	.258	
Herrera, Ronald	2	4	2.47	14	1	0	0	0	0	58.1	66	24	16	1	6	20	0	44	6	0	.292	
Hoyos, Reynaldo	1	2	3.12	10	0	0	0	1	2	17.1	9	8	6	0	2	15	0	12	3	0	.173	
Navas, Carlos	4	5	1.38	14	12	0	0	0	0	65.1	51	21	10	0	6	11	0	54	2	2	.219	
Nolasco, Alex	2	3	3.35	17	0	0	0	2	3	48.1	43	23	18	1	9	17	0	37	6	0	.236	
Paulino, Gregory	0	0	3.86	3	3	0	0	0	0	9.1	8	4	4	0	0	2	0	6	2	0	.229	
Perez, Cristhian	4	4	1.98	14	11	0	0	0	0	68.1	64	22	15	1	3	9	0	46	3	1	.254	
Rivas, Jesus	0	0	***	0	0	0	0	0	0	0.0	0	1	1	0	0	0	0	0	0	0	0	
Rosario, Robin	0	0	1.42	8	0	0	0	0	0	12.2	5	2	2	0	0	8	0	6	0	0	.132	
Suniaga, Elihoref	0	0	8.10	2	0	0	0	0	0	3.1	1	3	3	0	1	3	0	3	0	0	.091	
Torres, Jose	0	0	0.00	3	2	0	0	0	0	8.2	6	3	0	0	0	3	0	7	1	0	.188	
Vargas, Alejandro	1	2	7.13	13	0	0	0	0	2	17.2	24	14	14	2	2	10	0	15	6	1	.343	
Veliz, Victor	2	2	4.38	13	13	0	0	0	0	51.1	60	30	25	3	2	13	0	35	4	1	.293	
Team Total	26	41	3.29	67	67	1	6	12	25	588.1	559	291	215	15	52	228	6	423	66	9	.256	

ORGANIZATIONAL STANDINGS

Club	First Half			Second Half			Overall			Pct.
	W-L	Pos.	GB	W-L	Pos.	GB	W-L	Pos.	GB	
Sacramento (AAA)	—	—	—	—	—	—	86-58	1st	—	.597
Midland (AA)	35-35	3rd	-6.0	29-39	4th	-14.0	64-74	3rd	-16.0	.464
Stockton (A)	28-42	5th	-13.0	28-42	5th	-11.0	56-84	5th	-19.0	.400
Burlington (A)	32-37	6th	-12.0	35-35	3rd	-13.0	67-72	6th	-11.0	.482
Vermont (Short-A)	—	—	—	—	—	—	33-43	4th	-18.0	.434
Arizona (Rookie)	—	—	—	—	—	—	37-17	1st	—	.685
Dominican (Rookie)	—	—	—	—	—	—	26-41	7th	-22.5	.388

ORGANIZATIONAL LEADERS

ORGANIZATIONAL BATTING LEADERS

BATTING AVERAGE	CLUB(S)	Avg.	G	AB	R	H	HR	RBI
Head, Miles	MID, STO	.333	124	480	82	160	23	84
Green, Grant	SAC	.296	125	524	73	155	15	75
Aliotti, Anthony	MID	.292	123	455	72	133	10	76
Taylor, Beau	MID, STO	.292	88	315	38	92	3	44
Choice, Michael	MID	.287	91	359	59	103	10	58
Taylor, Michael	SAC	.287	120	449	81	129	12	67
Horton, Josh	SAC, MID	.280	124	471	53	132	9	56
Thompson, Tony	STO	.276	95	344	48	95	11	49
Barfield, Jeremy	MID	.272	128	482	67	131	13	64
two players tied		.268						

(Minimum 313 AB)

HITS	CLUB(S)	H	HOME RUNS	CLUB(S)	HR	RBI	CLUB(S)	RBI
Head, Miles	MID, STO	160	Robinson, Dusty	STO, BUR	27	Head, Miles	MID, STO	84
Green, Grant	SAC	155	Head, Miles	MID, STO	23	Aliotti, Anthony	MID	76
Oberacker, Chad	STO, BUR	138	Kirby-Jones, A.J.	STO	21	Green, Grant	SAC	75
Vollmuth, B.A.	STO, BUR	138	Whitaker, Josh	STO	20	Robinson, Dusty	STO, BUR	75
Aliotti, Anthony	MID	133	Hicks, Brandon	SAC	18	Vollmuth, B.A.	STO, BUR	73
Horton, Josh	SAC, MID	132	six players tied		15	Kirby-Jones, A.J.	STO	69
Barfield, Jeremy	MID	131				Taylor, Michael	SAC	67
Taylor, Michael	SAC	129				Barfield, Jeremy	MID	64
Robinson, Dusty	STO, BUR	126				Hicks, Brandon	SAC	61
Crumbliiss, Conner	MID	121				Whitaker, Josh	STO	61

RUNS SCORED	CLUB(S)	R	DOUBLES	CLUB(S)	2B	TRIPLES	CLUB(S)	3B
Crumbliiss, Conner	MID	94	Head, Miles	MID, STO	32	Mitchell, Jermaine	SAC	11
Robinson, Dusty	STO, BUR	87	Vollmuth, B.A.	STO, BUR	32	Russell, Addison	BUR, VER, AZL	9
Head, Miles	MID, STO	82	Kirkland, Wade	BUR	31	Head, Miles	MID, STO	8
Vollmuth, B.A.	STO, BUR	82	Taylor, Michael	SAC	31	Oberacker, Chad	STO, BUR	8
Taylor, Michael	SAC	81	Oberacker, Chad	STO, BUR	30	Mesa, Eliezer	MID, STO, BUR	7
Oberacker, Chad	STO, BUR	78	Aliotti, Anthony	MID	29	Crumbliiss, Conner	MID	6
Mitchell, Jermaine	SAC	75	Barfield, Jeremy	MID	28	Green, Grant	SAC	6
Green, Grant	SAC	73	Green, Grant	SAC	28	five players tied		5
Aliotti, Anthony	MID	72	Horton, Josh	SAC, MID	28			
Jamieson, Sean	BUR	71	Hicks, Brandon	SAC	26			

WALKS	CLUB(S)	BB	STOLEN BASES	CLUB(S)	SB	EXTRA-BASE HITS	CLUB(S)	XBH
Crumbliiss, Conner	MID	120	Oberacker, Chad	STO, BUR	30	Head, Miles	MID, STO	63
Kirby-Jones, A.J.	STO	86	Jamieson, Sean	BUR	25	Oberacker, Chad	STO, BUR	53
Taylor, Michael	SAC	86	Mesa, Eliezer	MID, STO, BUR	25	Robinson, Dusty	STO, BUR	52
Aliotti, Anthony	MID	68	Crumbliiss, Conner	MID	24	Green, Grant	SAC	49
Peterson, Shane	SAC, MID	67	Taylor, Michael	SAC	18	Hicks, Brandon	SAC	47
Barton, Daric	SAC	66	Crocker, Bobby	BUR	17	Vollmuth, B.A.	STO, BUR	47
Jamieson, Sean	BUR	66	Penalo, Rodolfo	DSL	17	Taylor, Michael	SAC	44
Shipman, Aaron	BUR	60	Boyd, B.J.	AZL	16	Barfield, Jeremy	MID	42
Dixon, Rashun	STO, BUR	59	Russell, Addison	BUR, VER, AZL	16	Kirkland, Wade	BUR	42
Vollmuth, B.A.	STO, BUR	56	Mitchell, Jermaine	SAC	15	Horton, Josh	SAC, MID	41

TOTAL BASES	CLUB(S)	TB	SLUGGING PCT.	CLUB(S)	SLG	ON-BASE PCT.	CLUB(S)	OBP
Head, Miles	MID, STO	277	Head, Miles	MID, STO	.577	Crumbliiss, Conner	MID	.414
Green, Grant	SAC	240	Hicks, Brandon	SAC	.506	Taylor, Michael	SAC	.405
Robinson, Dusty	STO, BUR	236	Whitaker, Josh	STO	.472	Head, Miles	MID, STO	.391
Oberacker, Chad	STO, BUR	229	Stassi, Max	STO	.468	Aliotti, Anthony	MID	.385
Vollmuth, B.A.	STO, BUR	214	Kirby-Jones, A.J.	STO	.461	Kirby-Jones, A.J.	STO	.382
Barfield, Jeremy	MID	200	Green, Grant	SAC	.458	Taylor, Beau	MID, STO	.372
Taylor, Michael	SAC	198	Robinson, Dusty	STO, BUR	.448	Choice, Michael	MID	.356
Horton, Josh	SAC, MID	195	Oberacker, Chad	STO, BUR	.443	Hicks, Brandon	SAC	.350
Aliotti, Anthony	MID	194	Thompson, Tony	STO	.442	Horton, Josh	SAC, MID	.349
two players tied		184	Taylor, Michael	SAC	.441	Crocker, Bobby	BUR	.347

ORGANIZATIONAL PITCHING LEADERS

EARNED RUN AVERAGE	CLUB(S)	W-L	ERA	IP	H	BB	SO
Straily, Dan	SAC, MID	9-7	2.78	152.0	110	42	190
Griffin, A.J.	SAC, MID	7-3	2.82	102.0	79	18	91
Walz, T.J.	STO	7-6	3.16	99.2	84	36	112
Granier, Drew	BUR	11-10	3.21	162.2	149	53	167
Godfrey, Graham	SAC	9-2	3.29	104.0	98	26	60
Bowman, Josh	MID, STO	6-11	3.68	151.2	164	35	130
Cole, A.J.	STO, BUR	6-10	3.70	133.2	138	29	133
Banwart, Travis	SAC	9-5	3.85	128.2	132	37	99
Murphy, Sean	STO, BUR	11-12	3.91	133.0	81	52	159
Billings, Bruce	SAC, MID	9-6	3.95	139.0	130	43	120

(Minimum 93 IP)

WINS	CLUB(S)	W	SAVES	CLUB(S)	SV	STRIKEOUTS	CLUB(S)	SO
Peacock, Brad	SAC	12	Thornton, Zach	STO	16	Straily, Dan	SAC, MID	190
Granier, Drew	BUR	11	Ortiz, Jonathan	MID	15	Granier, Drew	BUR	167
Murphy, Sean	STO, BUR	11	Joseph, Jonathan	STO, BUR	12	Murphy, Sean	STO, BUR	159
Daley, Gary	MID	10	Macias, Jose	BUR	9	Peacock, Brad	SAC	139
Banwart, Travis	SAC	9	Scribner, Evan	SAC	8	Cole, A.J.	STO, BUR	133
Billings, Bruce	SAC, MID	9	Bacus, Dakota	AZL	7	Bowman, Josh	MID, STO	130
Godfrey, Graham	SAC	9	Miller, Jim	SAC	6	Billings, Bruce	SAC, MID	120
Hernandez, Carlos	SAC, MID	9	four player tied		5	Walz, T.J.	STO	112
Straily, Dan	SAC, MID	9				Haviland, Shawn	MID	104
four players tied		7				Castro, Fabio	SAC, MID	100

INNINGS PITCHED	CLUB(S)	IP	COMPLETE GAMES	CLUB(S)	CG
Granier, Drew	BUR	162.2	Griffin, A.J.	SAC, MID	2
Murphy, Sean	STO, BUR	159.0	Granier, Drew	BUR	1
Gray, Sonny	SAC, MID	152.0	Gray, Sonny	SAC, MID	1
Straily, Dan	SAC, MID	152.0	Herrera, Ronald	DSL	1
Bowman, Josh	MID, STO	151.2	Ross, Tyson	SAC	1
Smith, Murphy	MID	140.0	Treinen, Blake	STO	1
Billings, Bruce	SAC, MID	139.0			
Peacock, Brad	SAC	134.2			
Cole, A.J.	STO, BUR	133.2			
Brown, Jacob	STO	133.1			

A'S FIRST ROUND DRAFT PICKS

1965 Rick Monday, OF	1979 Juan Bustabad, INF*	1993 John Wasdin, RHP	2003 Brad Sullivan, RHP
1966 Reggie Jackson, OF	1980 Mike King, LHP	1994 Ben Grieve, OF	Brian Snyder, 3B (11)
1967 Brian Bickerton, LHP	1981 Tim Pyznarski, 3B	1995 Ariel Prieto, RHP	Landon Powell, C (12)
1968 Pete Broberg, RHP*	1982 None (2)	1996 Eric Chavez, SS	Richie Robnett, OF
1969 Dan Stanhouse, RHP/SS	1983 Stan Hilton, RHP	1997 Chris Enochs, RHP	2005 Cliff Pennington, SS
1970 Dan Ford, OF	1984 Mark McGwire, 1B	Eric DuBose, LHP (5)	2006 None (13)
1971 William Daniels, RHP	1985 Walt Weiss, SS	1998 Mark Mulder, LHP	2007 James Simmons, RHP
1972 Chet Lemon, SS	1986 Scott Hemond, C	1999 Barry Zito, LHP	2008 Jemile Weeks, 2B
1973 Randy Scarbery, RHP	1987 Lee Tinsley, OF	2000 None (6)	2009 Grant Green, SS
1974 Jerry Johnson, C*	1988 Stan Royer, 3B	2001 Bobby Crosby, SS	2010 Michael Choice, OF
1975 Bruce Robinson, C	1989 None (3)	Jeremy Bonderman, RHP (7)	2011 Sonny Gray, RHP
1976 Mike Sullivan, RHP*	1990 Todd Van Poppel, RHP (4)	2002 Nick Swisher, OF (8)	2012 Addison Russell, SS
1977 Craig Harris, RHP	Don Peters, RHP	Joe Blanton, RHP (9)	
1978 Mike Morgan, RHP	1991 Brent Gates, SS	John McCurdy, SS	
Tim Conroy, LHP (1)	1992 Benji Grigsby, RHP	Ben Fritz, RHP (10)	

* Did not sign with A's

- (1) Compensation for the loss of free agent Mike Jorgensen
- (2) Choice to Boston as compensation for Joe Rudi
- (3) Choice to Seattle as compensation for Mike Moore
- (4) Compensation for the loss of free agent Dave Parker
- (5) Compensation for the loss of free agent Mike Bordick
- (6) Choice to Anaheim as compensation for Mike Magnante
- (7) Compensation for the loss of free agent Kevin Appier

- (8) Compensation for the loss of free agent Johnny Damon
- (9) Compensation for the loss of free agent Jason Giambi
- (10) Compensation for the loss of free agent Jason Isringhausen
- (11) Compensation for the loss of free agent Ray Durham
- (12) Compensation for the loss of free agent Keith Foulke
- (13) Choice to Washington as compensation for Esteban Loaiza

2012 DRAFT PICKS

Rd	Name	Pos	School	Hometown	B/T	Ht	Wt
1	Addison Russell, SS	HS	Pace HS	Pace, FL	R/R	6-0	195
1s	Daniel Robertson, SS	HS	Upland HS	Upland, CA	R/R	6-1	185
1s	Matt Olson, 1B	HS	Parkview HS	Liburn, GA	L/R	6-4	235
2	Bruce Maxwell, C	Jr.	Birmingham Southern	Harvest, AL	L/R	6-2	235
2	Nolan Sanburn, RHP	So.	Arkansas	Kokomo, IN	R/R	6-1	205
3	Kyle Twomey, LHP	HS	El Dorado HS	Placentia, CA	L/L	6-3	165
4	B.J. Boyd, CF	HS	Palo Alto HS	Palo Alto, CA	L/R	5-10	190
5	Max Muncy, 1B	Jr.	Baylor	Keller, TX	L/R	6-0	190
6	Seth Streich, RHP	Jr.	Ohio	Ridgeway, PA	L/R	6-3	200
7	Cody Kurz, RHP	JC	Oxnard JC	Oxnard, CA	R/R	6-4	220
8	Kris Hall, RHP	Jr.	Lee	Strongsville, OH	R/R	6-3	215
9	Dakota Bacus, RHP	Jr.	Indiana State	Moline, IL	R/R	6-2	205
10	Brett Vertigan, CF	Jr.	UC Santa Barbara	Garden Grove, CA	L/L	5-9	180
11	Matthew Gonzalez, SS	HS	Harrison HS	Acworth, GA	R/R	6-0	175
12	John Caputo, 3B	--	--	Toronto, ON (Canada)	R/R	6-3	195
13	Stuart Pudenz, RHP	Jr.	Dallas Baptist	Houston, TX	R/R	6-5	221
14	Austin House, RHP	Jr.	New Mexico	Albuquerque, NM	R/R	6-4	195
15	Vincent Vairo, RHP	Sr.	Penn	Cherry Hill, NJ	R/R	6-4	205
16	Melvin Mercedes, SS	JC	Coll. Central Florida	Bronx, NY	S/R	5-8	170
17	Tyler Olson, LHP	Sr.	Gonzaga	Spokane, WA	R/L	6-3	180
18	Derek DeYoung, RHP	JC	Oakton CC	Plainfield, IL	R/R	6-1	175
19	Robert Martinez, CF	HS	Ramon Quinones Medina	Yabucoa, PR	R/R	6-1	180
20	Herschel Powell, CF	JC	Orange Coast JC	Mission Viejo, CA	L/L	5-10	175
21	Tyler Hollstegge, RHP	Jr.	UNC-Greensboro	Cincinnati, OH	L/R	6-2	190
22	Matthew Hillsinger, OF	Sr.	Radford	Bowie, MD	L/R	6-3	205
23	Tucker Healy, RHP	Sr.	Ithaca	Needham, MA	L/R	6-1	195
24	Kayvon Bahramzadeh, RHP	Sr.	Kansas State	Tucson, AZ	R/R	6-1	205
25	Derek Hansen, RHP	Jr.	Augustana Col.	Fergus Falls, MN	L/R	6-2	215
26	Lee Sosa, RHP	Jr.	Binghamton	Bronx, NY	R/R	6-1	205
27	Ryan Mathews, OF	Sr.	North Carolina State	Orlando, FL	R/R	6-3	190
28	Phil Pohl, C	Sr.	Clemson	Cooperstown, NY	R/R	5-11	210
29	Taylor Massey, LHP	Sr.	Dallas Baptist	Fort Worth, TX	L/L	6-1	190
30	Christopher Wolfe, SS	Sr.	Grambling State	Houston, TX	S/R	5-11	150
31	Ryan Gorton, C	Sr.	Oregon State	Tigard, OR	R/R	6-2	215
32	Ryan Dull, RHP	Sr.	UNC-Asheville	Winston-Salem, NC	R/R	5-11	175
33	Tyler Johnson, RHP	Sr.	SUNY-Stony Brook	Chatsworth, CA	R/R	6-0	180
34	Devon Gradford, SS	HS	Thomas Downey HS	Modesto, CA	R/R	6-1	180
35	Brett Sunde, C	HS	Bishop Foley HS	Royal Oak, MI	R/R	5-11	190
36	Connor Williams, RHP	HS	Bingham HS	South Jordan, UT	R/R	6-3	180
37	John Wooten, 1B	Jr.	East Carolina	Goldsboro, NC	R/R	6-4	210
38	Calvin Drummond, RHP	Jr.	San Diego	Huntington Beach, CA	R/R	6-3	195
39	Dalton Blaser, 1B	HS	Roseville HS	Roseville, CA	L/L	6-0	180
40	David Olmedo-Barrera, SS	HS	St. Francis HS	La Canada, CA	L/R	6-1	170

Bold indicated players signed

MINOR LEAGUE PLAYERS AND PITCHERS OF THE WEEK

Players	Team	League	Week	Pitchers	Team	League	Week
Dusty Robinson	Burlington	Midwest	April 10-16	A.J. Griffin	Midland	Texas	April 10-16
A.J. Kirby-Jones	Stockton	California	April 17-23	Sean Murphy	Burlington	Midwest	April 24-30
Dusty Robinson	Burlington	Midwest	April 24-30	Graham Godfrey	Sacramento	Pacific Coast	May 1-7
Josh Donaldson	Sacramento	Pacific Coast	May 1-7	Dan Straily	Midland	Texas	May 15-21
Bobby Crocker	Burlington	Midwest	June 12-18	Jacob Brown	Stockton	California	May 23-29
Miles Head	Stockton	California	June 12-18	Graham Godfrey	Sacramento	Pacific Coast	June 5-11
Michael Choice	Midland	Texas	July 10-16	Sean Murphy	Stockton	California	June 5-11
Michael Taylor	Sacramento	Pacific Coast	July 10-16	Dan Straily	Midland	Texas	June 5-11
Max Stassi	Stockton	California	July 17-23	Seth Frankoff	Burlington	Midwest	June 13-19
				Josh Bowman	Stockton	California	July 3-9
				Dan Straily	Sacramento	Pacific Coast	July 10-16
				Andres Avila	Vermont	New York-Penn	Aug. 29-Sept. 4

ORGANIZATIONAL PLAYERS

RONY ACEVEDO (LUGO)

RHP

Born: San Cristobal, Dominican Republic, September 18, 1988; **Home:** San Cristobal, Dominican Republic

Bats: Right; **Throws:** Right; **Height:** 6-2; **Weight:** 180

Obtained: Signed as a non-drafted free agent, March 26, 2008

Signed by Juan Carlos De La Cruz.

Year	Club	W	L	ERA	G	GS	CG	SHO	SV	IP	H	R	ER	HR	HB	BB	IBB	SO	WP	BK
2008	DSL A's-2 (R)	1	2	4.67	14	8	0	0	1	44.1	40	25	23	2	6	27	1	49	11	2
2009	DSL A's (R)	0	0	4.26	2	1	0	0	0	6.1	7	4	3	0	1	0	0	8	0	0
	AZL A's (R)	1	1	7.67	19	1	0	0	0	31.2	47	31	27	3	4	14	0	22	7	0
(Injured – Did Not Play)																				
2010																				
2011	DSL A's (R)	0	0	0.00	3	3	0	0	0	4.0	1	0	0	0	1	1	0	4	0	0
2011	AZL A's (R)	3	2	7.43	15	1	0	0	1	23.0	29	23	19	2	2	11	1	20	5	0
2012																				
(Injured – Did Not Play)																				
Minor League Totals		5	5	5.93	53	14	0	0	2	109.1	124	83	72	7	14	53	2	103	23	2

RAUL ALCANTARA

RHP

Born: Barahona, Dominican Republic, December 4, 1992; **Home:** Barahona, Dominican Republic

Bats: Right; **Throws:** Right; **Height:** 6-3; **Weight:** 205

Obtained: Acquired with Josh Reddick and Miles Head from Boston for Andrew Bailey and Ryan Sweeney, December 28, 2011

Originally signed by Boston as a non-drafted free agent, July 2, 2009...signed by Manny Nanita (Boston)...was a DSL Mid-Season All-Star in 2010 and a GCL Post-Season All-Star in 2011.

Year	Club	W	L	ERA	G	GS	CG	SHO	SV	IP	H	R	ER	HR	HB	BB	IBB	SO	WP	BK
2010	DSL Red Sox (R)	5	3	3.28	13	13	1	0	0	60.1	61	31	22	1	2	8	0	34	3	0
2011	Lowell (A)	0	3	6.23	4	4	0	0	0	17.1	25	14	12	0	1	6	0	14	0	0
	GCL Red Sox (R)	1	1	0.75	9	9	0	0	0	48.0	23	5	4	0	3	6	0	36	1	0
2012	Burlington (A)	6	11	5.08	27	17	0	0	0	102.2	119	64	58	12	7	38	0	57	2	4
Minor League Totals		12	18	3.78	53	43	1	0	0	228.1	228	114	96	13	13	58	0	141	6	4

DAYTON ALEXANDER

OF

Born: Wailuku, Hawaii, Feb. 4, 1991 **Home:** Wailuku, Hawaii

Bats: Right; **Throws:** Right; **Height:** 6-2; **Weight:** 190

Obtained: Selected in the 6th round of the 2011 First-Year Player Draft

Graduated from Kamehameha Schools (HI)...attended Feather River College...signed by Jermaine Clark.

Year	Club	AVG.	G	AB	R	H	2B	3B	HR	RBI	SH	SF	HP	BB	SO	SB	CS	SLG	OBP	E
2011	AZL A's (R)	.243	44	144	13	35	7	1	0	12	0	2	3	14	30	5	2	.306	.319	2
2012	Vermont (A)	.145	25	69	10	10	3	0	0	4	4	1	0	8	22	3	1	.188	.231	0
	AZL A's (R)	.256	14	39	8	10	3	0	1	8	1	0	0	10	11	4	1	.410	.408	0
Minor League Totals		.218	83	252	31	55	13	1	1	24	5	3	3	32	63	12	4	.290	.310	2

ANTHONY PETE ALIOTTI

IF

Born: Boise, Idaho, July 16, 1987 **Home:** Concord, California

Bats: Left; **Throws:** Left; **Height:** 6-1; **Weight:** 210

Obtained: Selected in the 15th round of the 2009 First-Year Player Draft

Graduated from De La Salle HS (CA)...attended St. Mary's College...was an honorable mention selection on the All-WCC team in 2009...signed by Jermaine Clark...ranked 10th among all A's minor leaguers in batting average, second in on-base percentage, third in walks, seventh in RBI and tied for eighth in hits and doubles in 2010...in 2011, ranked third among A's minor leaguers in walks, fifth in on-base percentage and 10th in runs scored...in 2012, was second in RBI, tied for third in batting average, was fourth in walks and on-base percentage, fifth in hits, sixth in doubles and ninth in runs scored and total bases...was a Texas League Midseason All-Star.

Organizational Players, continued

Year	Club	AVG.	G	AB	R	H	2B	3B	HR	RBI	SH	SF	HP	BB	SO	SB	CS	SLG	OBP	E
2009	Vancouver (A)	.239	60	218	19	52	8	0	0	25	2	2	3	36	63	6	1	.275	.351	5
2010	Kane County (A)	.278	133	478	75	133	29	2	5	77	3	7	7	92	132	14	4	.379	.397	11
2011	Stockton (A)	.276	127	457	73	126	20	1	11	66	1	3	9	80	123	2	1	.396	.392	10
2012	Midland (AA)	.292	123	455	72	133	29	1	10	76	1	4	3	68	129	0	0	.426	.385	9
Minor League Totals		.276	443	1608	239	444	86	4	26	244	7	16	22	276	477	22	6	.383	.386	35

ANDRES AVILA (NAVARRO)

RHP

Born: Guaymas, Sonora, Mexico, June 20, 1990; **Home:** Guaymas, Sonora, Mexico

Bats: Right; **Throws:** Right; **Height:** 6-1; **Weight:** 180

Obtained: Signed as a free agent to a minor league contract, April 5, 2010

Signed by Craig Weissman...in 2012, was named New York-Penn League Pitcher of the Week for the period ending September 4.

Year	Club	W	L	ERA	G	GS	CG	SHO	SV	IP	H	R	ER	HR	HB	BB	IBB	SO	WP	BK
2010	AZL A's (R)	0	2	5.65	12	0	0	0	2	14.1	13	12	9	1	2	6	0	16	4	0
	Quintana Roo (Mex.)	1	1	4.43	16	0	0	0	0	20.1	21	11	10	2	2	5	1	8	1	0
2011	AZL A's (R)	3	5	5.20	15	13	0	0	0	62.1	83	46	36	6	5	16	0	71	5	0
2012	Vermont (A)	3	4	3.82	15	12	0	0	0	66.0	68	36	28	7	8	16	0	60	4	0
Minor League Totals		7	12	4.58	58	25	0	0	2	163.0	185	105	83	16	17	43	1	155	14	0

JOSE MIGUEL AZOR (KERY)

RHP

Born: Samana, Dominican Republic, Oct. 12, 1988; **Home:** Samana, Dominican Republic

Bats: Right; **Throws:** Right; **Height:** 6-1; **Weight:** 192

Obtained: Signed as a free agent to a minor league contract, Aug. 28, 2007

Signed by Angel Eusebio and Raymond Abreu.

Year	Club	W	L	ERA	G	GS	CG	SHO	SV	IP	H	R	ER	HR	HB	BB	IBB	SO	WP	BK
2008	DSL A's-2 (R)	0	2	5.60	14	0	0	0	1	17.2	17	19	11	0	5	21	0	11	6	0
2009	DSL A's-1 (R)	2	3	3.83	14	8	0	0	0	49.1	31	25	21	0	7	33	0	28	10	1
2010	DSL A's-1 (R)	0	1	0.95	6	4	0	0	1	19.0	20	6	2	0	2	5	0	12	1	1
2011	AZL A's (R)	1	4	11.52	17	0	0	0	0	25.0	37	42	32	4	5	27	3	19	11	1
2012	AZL A's (R)	2	1	3.32	13	0	0	0	1	21.2	19	11	8	0	1	13	0	13	5	0
Minor League Totals		5	11	5.02	64	12	0	0	3	132.2	124	103	74	4	20	99	3	83	33	3

LUIS ENRIQUE BAEZ (PIMENTEL)

IF

Born: Bani, Dominican Republic, May 24, 1991; **Home:** Bani, Dominican Republic

Bats: Right; **Throws:** Right; **Height:** 6-1; **Weight:** 188

Obtained: Signed as a free agent to a minor league contract, April 16, 2008

Signed by Angel Eusebio and Raymond Abreu.

Year	Club	AVG.	G	AB	R	H	2B	3B	HR	RBI	SH	SF	HP	BB	SO	SB	CS	SLG	OBP	E
2008	DSL A's-2 (R)	.196	40	112	13	22	3	0	0	7	4	0	0	7	27	4	2	.223	.244	15
2009	DSL A's-1 (R)	.214	29	84	8	18	4	1	1	7	2	0	4	2	26	2	1	.321	.233	8
2010	DSL A's-1 (R)	.282	52	170	24	48	15	1	4	23	3	1	4	8	30	10	5	.453	.328	6
2011	AZL A's (R)	.230	40	152	19	35	7	3	2	14	0	1	1	7	36	2	2	.355	.267	4
2012	AZL A's (R)	.289	28	97	21	28	11	2	2	7	0	0	1	2	20	2	0	.505	.310	4
Minor League Totals		.246	189	615	85	151	40	7	9	58	9	2	6	26	139	20	10	.377	.282	37

DAKOTA JOHN BACUS

RHP

Born: Moline, Illinois, April 2, 1991; **Home:** Moline, Illinois

Bats: Right; **Throws:** Right; **Height:** 6-2; **Weight:** 200

Obtained: Selected in the 9th round of the 2012 First-Year Player Draft

Attended Indiana State University...signed by Rich Sparks...ranked sixth among A's minor leaguers in saves in 2012.

Year	Club	W	L	ERA	G	GS	CG	SHO	SV	IP	H	R	ER	HR	HB	BB	IBB	SO	WP	BK
2012	AZL A's (R)	3	0	1.20	18	1	0	0	7	30.0	12	4	4	0	0	5	0	35	2	0
Minor League Totals		3	0	1.20	18	1	0	0	7	30.0	12	4	4	0	0	5	0	35	2	0

Born: Tucson, Arizona, January 22, 1990; **Home:** Tucson, Arizona
Bats: Right; **Throws:** Right; **Height:** 6-2; **Weight:** 200
Obtained: Selected in the 24th round of the 2012 First-Year Player Draft

Graduated from Catalina Foothills HS (AZ)...graduated from Kansas State University...signed by Yancy Ayers...originally drafted by Milwaukee in the 47th round of the June, 2008 First-Year Player Draft but did not sign.

Year	Club	W	L	ERA	G	GS	CG	SHO	SV	IP	H	R	ER	HR	HB	BB	IBB	SO	WP	BK
2012	AZL A's (R)	1	2	7.30	13	10	0	0	0	37.0	48	31	30	7	2	7	0	48	2	0
Minor League Totals		1	2	7.30	13	10	0	0	0	37.0	48	31	30	7	2	7	0	48	2	0

TRAVIS JORDAN BANWART

Born: Wichita, Kansas, February 14, 1986; **Home:** Wichita, Kansas
Bats: Right; **Throws:** Right; **Height:** 6-3; **Weight:** 220
Obtained: Selected in the 4th round of the 2007 First-Year Player Draft

Graduated from Goddard HS (KS)...attended Wichita State University...signed by Jeremy Scheid...named Texas League Pitcher of the Week for August 3-10 and named to the TL Mid-Season All-Star Team in 2009...tied for sixth among all A's minor league pitchers in wins and finished sixth in innings pitched...was named to the 2010 TL Mid-Season All-Star Team...ranked seventh among A's farmhands in ERA, fifth in strikeouts and second in innings pitched...played for the Phoenix Desert Dogs of the Arizona Fall League following the 2010 season...in 2011, ranked fourth among A's minor leaguers in strikeouts, sixth in innings pitched and was tied for eighth in wins...was named PCL Pitcher of the Week for the period ending May 16...in 2012, was tied for fifth in wins and eighth in ERA.

Year	Club	W	L	ERA	G	GS	CG	SHO	SV	IP	H	R	ER	HR	HB	BB	IBB	SO	WP	BK
2007	Kane County (A)	2	1	2.60	12	6	0	0	1	45.0	36	21	13	2	0	10	0	41	2	0
2008	Kane County (A)	2	3	2.38	7	7	1	0	0	41.2	39	15	11	0	1	11	0	41	2	0
	Stockton (A)	2	4	4.45	14	14	0	0	0	58.2	63	35	29	7	0	32	0	54	4	0
2009	Sacramento (AAA)	0	1	10.50	1	1	0	0	0	6.0	11	7	7	0	0	1	0	5	0	0
	Midland (AA)	10	5	4.89	27	27	0	0	0	140.0	165	87	76	13	4	44	1	77	13	0
2010	Midland (AA)	5	5	2.92	14	14	0	0	0	83.1	71	36	27	7	3	31	0	59	4	0
	Sacramento (AAA)	4	2	4.81	15	11	0	0	0	73.0	78	40	39	9	1	29	4	71	3	0
2011	Sacramento (AAA)	9	9	4.63	27	25	0	0	0	149.2	145	87	77	22	3	46	0	120	7	0
2012	Sacramento (AAA)	9	5	3.85	32	18	0	0	2	128.2	132	59	55	15	3	37	3	99	4	0
Minor League Totals		43	35	4.14	149	123	1	0	3	726.0	740	387	334	75	15	241	8	567	39	0

JEREMY LEE BARFIELD

Born: Houston, Texas, July 12, 1988; **Home:** Scottsdale, Arizona
Bats: Right; **Throws:** Left; **Height:** 6-5; **Weight:** 215
Obtained: Selected in the 8th round of the 2008 First-Year Player Draft

Graduated from Klein HS (TX)...attended San Jacinto College...signed by Blake Davis...ranked among Northwest League leaders in RBI (T-5th) and doubles (T-10th) in 2008...named to 2009 Midwest League Mid-Season All-Star team...ranked among A's farmhands in 2010 in RBI (3rd), hits (T-5th), total bases (7th) and home runs (7th)...was eighth in RBI and 10th in hits among A's minor leaguers in 2011...in 2012, was sixth in total bases, seventh in hits, tied for seventh in doubles, eighth in RBI, tied for eighth in extra base hits and was ninth in batting average...was a Texas League Midseason All-Star.

Year	Club	AVG.	G	AB	R	H	2B	3B	HR	RBI	SH	SF	HP	BB	SO	SB	CS	SLG	OBP	E
2008	Vancouver (A)	.271	69	251	28	68	17	0	3	41	2	1	1	26	42	5	3	.375	.341	5
2009	Kane County (A)	.262	116	404	48	106	23	2	8	52	0	4	4	48	98	1	5	.389	.343	9
2010	Stockton (A)	.272	135	508	72	138	21	1	17	92	1	11	6	52	93	1	1	.417	.340	11
2011	Midland (AA)	.257	131	547	56	127	24	3	11	72	3	3	4	42	90	1	1	.384	.318	7
2012	Midland (AA)	.272	128	482	67	131	28	1	13	64	0	7	4	35	82	1	0	.415	.322	9
Minor League Totals		.266	579	2140	271	570	113	7	52	321	6	26	19	203	405	9	10	.399	.332	41

DONALD EARL BARHAM

Goes by "Trey"
Born: Norfolk, Virginia, November 7, 1985; **Home:** Portsmouth, Virginia
Bats: Left; **Throws:** Left; **Height:** 6-0; **Weight:** 220
Obtained: Selected in the 25th round of the 2008 First-Year Player Draft

Graduated from Greenbrier Christian Academy (VA)...graduated from Virginia Military Institute...signed by Matt Ranson.

Organizational Players, continued

Year	Club	W	L	ERA	G	GS	CG	SHO	SV	IP	H	R	ER	HR	HB	BB	IBB	SO	WP	BK
2008	Vancouver (A)	4	4	3.46	20	7	0	0	0	52.0	51	23	20	1	5	17	0	36	7	0
2009	Kane County (A)	4	1	1.24	28	1	0	0	2	43.2	26	7	6	1	1	11	1	41	1	0
2010	Stockton (A)	3	2	2.77	59	0	0	0	1	68.1	67	30	21	5	3	19	2	56	2	0
2011	Midland (AA)	6	2	2.95	56	0	0	0	1	61.0	58	23	20	5	4	27	2	48	2	0
2012	Sacramento (AAA)	0	0	13.97	6	0	0	0	0	9.2	18	15	15	2	2	8	2	6	1	0
	Midland (AA)	1	0	3.00	13	0	0	0	0	15.0	18	7	5	1	0	4	0	14	1	0
Minor League Totals		18	9	3.14	182	8	0	0	4	249.2	238	105	87	15	15	86	7	201	14	0

AUSTIN BOOKER

IF

Born: Pasadena, California, April 11, 1988; **Home:** Fairfax, Virginia
Bats: Left; **Throws:** Right; **Height:** 5-10; **Weight:** 170
Obtained: Selected in the 33rd round of the 2011 First-Year Player Draft

Graduated from James W. Robinson Secondary (VA)...graduated from the University of California, Berkeley...signed by Jermaine Clark...was a New York-Penn League Midseason All-Star in 2012.

Year	Club	AVG.	G	AB	R	H	2B	3B	HR	RBI	SH	SF	HP	BB	SO	SB	CS	SLG	OBP	E
2011	AZL A's (R)	.250	19	56	7	14	0	0	0	3	1	0	0	3	11	2	0	.250	.288	6
2012	Vermont (A)	.253	50	170	17	43	6	1	0	11	4	1	1	21	30	3	5	.300	.337	1
Minor League Totals		.252	69	226	24	57	6	1	0	14	5	1	1	24	41	5	5	.288	.325	7

SHANE NICHOLAS BORAS

IF

Born: Newport Coast, California, Nov. 24, 1989; **Home:** Newport Coast, California
Bats: Switch; **Throws:** Right; **Height:** 5-10; **Weight:** 170
Obtained: Selected in the 39th round of the 2011 First-Year Player Draft

Graduated from JSerra Catholic HS (CA)...attended the University of Southern California...is the son of agent Scott Boras.

Year	Club	AVG.	G	AB	R	H	2B	3B	HR	RBI	SH	SF	HP	BB	SO	SB	CS	SLG	OBP	E	
2011	AZL A's (R)	.224	18	49	3	11	2	0	0	6	0	0	0	3	7	1	0	.265	.269	2	
2012																					
		(Did Not Play)																			
Minor League Totals		.224	18	49	3	11	2	0	0	6	0	0	0	3	7	1	0	.265	.269	2	

CHRISTOPHER MICHAEL BOSTICK

IF

Born: Rochester, New York, March 24, 1993; **Home:** Rochester, New York
Bats: Right; **Throws:** Right; **Height:** 5-10; **Weight:** 185
Obtained: Selected in the 44th round of the 2011 First-Year Player Draft

Graduated from the Aquinas Institute (NY)...signed by Matt Higginson...in 2012, was a New York-Penn League Midseason All-Star.

Year	Club	AVG.	G	AB	R	H	2B	3B	HR	RBI	SH	SF	HP	BB	SO	SB	CS	SLG	OBP	E
2011	AZL A's (R)	.442	14	52	13	23	6	1	1	5	1	0	1	3	12	4	0	.654	.482	3
2012	Vermont (A)	.251	70	279	41	70	16	4	3	29	5	1	4	27	66	12	5	.369	.325	18
Minor League Totals		.281	84	331	54	93	22	5	4	34	6	1	5	30	78	16	5	.414	.349	21

JOSH C. BOWMAN

RHP

Born: St. Petersburg, Florida, Sept. 9, 1988; **Home:** St. Petersburg, Florida
Bats: Right; **Throws:** Right; **Height:** 6-2; **Weight:** 220
Obtained: Selected in the 10th round of the 2010 First-Year Player Draft

Graduated from Northeast HS (FL)...attended the University of Tampa...named to the CoSIDA ESPN The Magazine Academic All-District first team as a sophomore...signed by Trevor Schaffer...ranked fourth among A's farmhands in innings in 2011, sixth in ERA and 10th in strikeouts...in 2012, ranked fifth in innings pitched and sixth in ERA and strikeouts...was named California League Pitcher of the Week for the period ending July 9.

Year	Club	W	L	ERA	G	GS	CG	SHO	SV	IP	H	R	ER	HR	HB	BB	IBB	SO	WP	BK
2010	AZL A's (R)	0	0	0.00	1	0	0	0	0	1.0	0	0	0	0	0	0	0	2	0	0
	Vancouver (A)	0	2	3.74	14	0	0	0	0	21.2	29	16	9	2	2	5	1	23	2	0
2011	Burlington (A)	8	6	3.55	28	28	0	0	0	154.2	148	74	61	9	7	44	0	98	8	2
2012	Midland (AA)	0	1	5.40	1	1	0	0	0	5.0	7	3	3	0	0	2	0	3	1	0
	Stockton (A)	6	10	3.62	25	25	0	0	0	146.2	157	76	59	14	4	33	0	127	6	1
Minor League Totals		14	19	3.61	69	54	0	0	0	329.0	341	169	132	25	13	84	1	253	17	3

BIJON MONTELL BOYD

OF

Goes by "B.J."

Born: Mountain View, California, July 16, 1993; **Home:** Palo Alto, California

Bats: Left; **Throws:** Right; **Height:** 5-10; **Weight:** 190

Obtained: Selected in the 4th round of the 2012 First-Year Player Draft

Graduated from Palo Alto HS (CA)...hit .507 with 25 stolen bases in 28 games as a senior...signed by Jermaine Clark...in 2012, tied for eighth among A's minor leaguers in stolen bases.

Year	Club	AVG.	G	AB	R	H	2B	3B	HR	RBI	SH	SF	HP	BB	SO	SB	CS	SLG	OBP	E
2012	AZL A's (R)	.301	39	143	37	43	8	4	1	20	0	0	1	23	36	16	4	.434	.401	1
Minor League Totals		.301	39	143	37	43	8	4	1	20	0	0	1	23	36	16	4	.434	.401	1

JACOB BROWN

LHP

Born: Baltimore, Maryland, Dec. 28, 1986; **Home:** Forest Hill, Maryland

Bats: Right; **Throws:** Left; **Height:** 6-2; **Weight:** 230

Obtained: Selected in the 26th round of the 2010 First-Year Player Draft

Graduated from North Harford HS (MD)...attended Pitt CC...attended Georgia Southern...signed by Matt Ranson...in 2011, ranked seventh among A's farmhands in innings pitched, tied for eighth in wins and was 10th in ERA...was 10th in innings pitched in 2012...was named California League Pitcher of the Week for the period that ended May 29.

Year	Club	W	L	ERA	G	GS	CG	SHO	SV	IP	H	R	ER	HR	HB	BB	IBB	SO	WP	BK
2010	Vancouver (A)	2	3	1.82	19	0	0	0	0	29.2	24	9	6	0	0	5	0	31	2	0
2011	Stockton (A)	5	7	5.55	20	18	0	0	1	99.0	123	77	61	16	2	19	0	53	3	1
	Burlington (A)	4	0	1.62	8	7	0	0	0	50.0	36	14	9	1	2	6	0	39	1	0
2012	Stockton (A)	6	11	5.06	30	21	0	0	1	133.1	162	88	75	16	3	26	0	94	5	1
Minor League Totals		17	21	4.36	77	46	0	0	2	312.0	345	188	151	33	7	56	0	217	11	2

LOGAN T. CHITWOOD

RHP

Born: Kilgore, Texas, March 28, 1989; **Home:** Kilgore, Texas

Bats: Right; **Throws:** Right; **Height:** 6-1; **Weight:** 200

Obtained: Selected in the 19th round of the 2010 First-Year Player Draft

Graduated from Kilgore HS (TX)...attended Navarro JC...attended the University of Texas at Tyler...signed by Armann Brown.

Year	Club	W	L	ERA	G	GS	CG	SHO	SV	IP	H	R	ER	HR	HB	BB	IBB	SO	WP	BK
2010	AZL A's (R)	0	0	2.84	6	0	0	0	1	6.1	3	3	2	0	0	3	0	10	4	0
	Vancouver (A)	1	1	4.66	9	0	0	0	1	9.2	12	5	5	1	1	4	0	6	1	0
2011	Vermont (A)	2	0	4.18	19	0	0	0	0	32.1	34	17	15	1	2	10	0	26	3	0
2012	Burlington (A)	1	1	2.04	8	0	0	0	1	17.2	14	6	4	0	0	7	0	11	3	0
	Vermont (A)	3	1	2.16	12	0	0	0	0	25.0	22	7	6	1	0	10	0	20	0	0
Minor League Totals		7	3	3.16	54	0	0	0	3	91.0	85	38	32	3	3	34	0	73	11	0

DUSTIN MICHAEL COLEMAN

IF

Goes by "Dusty"

Born: Sioux Falls, South Dakota, April 20, 1987; **Home:** Sioux Falls, South Dakota

Bats: Right; **Throws:** Right; **Height:** 6-2; **Weight:** 198

Obtained: Selected in the 28th round of the 2008 First-Year Player Draft

Graduated from O'Gorman HS (SD)...attended Wichita State University...signed by Yancy Ayres...named to the 2009 Midwest League Mid-Season All-Star team...ranked ninth in stolen bases, tied for third in triples and 10th in extra-base hits and runs scored among all A's minor leaguers in 2009...in 2011, was named California League Player of the Week for the period ending July 4...also ranked fifth in runs scored and doubles, sixth in extra-base hits, eighth in total bases and ninth in stolen bases among A's farmhands...played for the Phoenix Desert Dogs of the Arizona Fall League following the 2011 season.

Organizational Players, continued

Year	Club	AVG.	G	AB	R	H	2B	3B	HR	RBI	SH	SF	HP	BB	SO	SB	CS	SLG	OBP	E
2008	AZL A's (R)	.222	7	27	4	6	0	0	1	5	0	0	1	2	10	1	1	.333	.300	2
	Vancouver (A)	.319	19	72	13	23	8	1	0	6	2	0	0	4	26	1	0	.458	.355	3
2009	Kane County (A)	.254	93	346	56	88	22	4	8	42	0	0	8	40	115	18	8	.410	.345	24
	Stockton (A)	.220	26	100	14	22	4	2	1	8	0	0	2	10	39	2	2	.330	.304	4
2010		(Injured – Did Not Play)																		
2011	Sacramento (AAA)	.333	10	36	5	12	3	0	0	4	0	0	0	1	14	0	2	.417	.351	0
	Stockton (A)	.240	120	462	71	111	27	4	15	66	3	5	6	46	171	21	4	.413	.314	30
2012	Midland (AA)	.201	128	427	51	86	16	4	15	59	4	4	10	41	182	9	8	.363	.284	18
Minor League Totals		.237	403	1470	214	348	80	15	40	190	9	9	27	144	557	52	25	.393	.315	81

ROYCE MICHAEL THOMAS CONSIGLI

OF

Goes by "Rory"

Born: Welland, Ontario, Canada, September 7, 1991; **Home:** Niagra Falls, New York

Bats: Left; **Throws:** Right; **Height:** 6-2; **Weight:** 220

Obtained: Selected in the 30th round of the 2009 First-Year Player Draft

Attended Notre Dame College HS...signed by Matt Higginson...was named to the Arizona League Post-Season All-Star team in 2010...finished third in the AL in batting average and tied for fourth in on-base percentage in 2010...in 2011, was tied for third among A's minor leaguers in triples and was eighth in walks.

Year	Club	AVG.	G	AB	R	H	2B	3B	HR	RBI	SH	SF	HP	BB	SO	SB	CS	SLG	OBP	E
2009	AZL A's (R)	.202	26	94	14	19	3	1	0	13	1	0	2	16	20	3	0	.255	.330	5
2010	AZL A's (R)	.340	41	156	25	53	12	4	1	31	0	4	0	20	33	4	3	.487	.406	3
2011	Burlington (A)	.247	127	474	60	117	18	5	7	49	1	2	5	59	83	16	9	.350	.335	3
2012	Burlington (A)	.211	78	256	27	54	9	4	5	22	3	2	0	30	49	4	2	.336	.292	2
Minor League Totals		.248	272	980	126	243	42	14	13	115	5	8	7	125	185	27	14	.359	.335	13

FRANKLIN CONTRERAS (VALDEZ)

IF

Born: Bani, Dominican Republic, June 10, 1990; **Home:** Bani, Dominican Republic

Bats: Right; **Throws:** Right; **Height:** 6-1; **Weight:** 160

Obtained: Signed as a free agent to a minor league contract, Nov. 28, 2007

Signed by Angel Eusebio and Raymond Abreu.

Year	Club	AVG.	G	AB	R	H	2B	3B	HR	RBI	SH	SF	HP	BB	SO	SB	CS	SLG	OBP	E
2008	DSL A's (R)	.172	50	145	12	25	4	4	0	19	0	5	1	23	32	5	2	.255	.282	19
2009	DSL A's (R)	.157	15	51	8	8	1	1	0	1	0	0	0	5	15	4	1	.216	.232	7
2010	DSL A's (R)	.284	25	67	10	19	3	1	2	11	0	0	0	13	10	4	1	.448	.400	5
2011	AZL A's (R)	.169	24	65	6	11	4	0	0	5	1	1	0	5	23	1	0	.231	.225	8
2012	AZL A's (R)	.286	19	63	13	18	6	0	0	8	0	1	1	7	12	0	0	.381	.361	5
Minor League Totals		.207	133	391	49	81	18	6	2	44	1	7	2	53	92	14	4	.299	.300	44

JOSE CRISOTOMO (DIAZ)

OF

Born: San Pedro Macoris, Dominican Republic, April 20, 1989; **Home:** San Pedro Macoris, Dominican Republic

Bats: Left; **Throws:** Left; **Height:** 6-1; **Weight:** 185

Obtained: Signed as a non-drafted free agent, September 4, 2006

Signed by Amaury Reyes...was named Midwest League Player of the Week for the period ending August 15 in 2011.

Year	Club	AVG.	G	AB	R	H	2B	3B	HR	RBI	SH	SF	HP	BB	SO	SB	CS	SLG	OBP	E
2007	DSL A's-1 (R)	.247	52	166	30	41	7	2	3	31	2	1	2	32	25	13	8	.367	.373	2
2008	DSL A's-1 (R)	.400	3	10	5	4	2	0	0	1	0	0	0	2	2	0	0	.600	.500	0
	AZL A's (R)	.308	28	104	17	32	5	3	0	9	0	1	0	13	24	8	6	.413	.381	3
2009	Vancouver (A)	.297	47	158	23	47	5	0	0	16	2	1	1	15	25	4	4	.329	.360	4
2010	Stockton (A)	.192	9	26	1	5	0	0	0	2	0	0	0	1	4	0	1	.192	.222	0
	Vancouver (A)	.267	13	45	4	12	0	0	0	4	1	0	0	1	9	1	2	.267	.283	0
	Kane County (A)	.260	49	173	23	45	4	2	0	25	9	0	10	17	6	4	3	.306	.301	2
2011	Burlington (A)	.325	46	169	19	55	9	2	3	20	1	3	1	12	22	7	5	.456	.368	2
2012		(Did Not Play)																		
Minor League Totals		.283	247	851	122	241	32	9	6	108	15	6	4	86	128	39	30	.363	.350	13

Goes by "Bobby"

Born: Soquel, California, May 1, 1990; **Home:** Aromas, California

Bats: Right; **Throws:** Right; **Height:** 6-3; **Weight:** 225

Obtained: Selected in the 4th round of the 2011 First-Year Player Draft

Graduated from Aptos HS (CA)...attended Cal Poly, San Luis Obispo...was named First Team All-Big West Conference in 2011... signed by JT Stotts...originally drafted by Oakland in the 38th round of the June, 2008 First-Year Player Draft but did not sign...in 2012, was sixth in the A's farm system in stolen bases and 10th in on-base percentage...was named Midwest League Player of the Week for the period ending June 18.

Year	Club	AVG.	G	AB	R	H	2B	3B	HR	RBI	SH	SF	HP	BB	SO	SB	CS	SLG	OBP	E
2011	Vermont (A)	.322	32	118	19	38	5	0	3	15	1	1	1	8	22	6	1	.441	.367	1
	AZL A's (R)	.261	24	88	14	23	4	3	0	4	0	0	2	5	22	2	2	.375	.316	0
2012	Burlington (A)	.268	112	406	56	109	19	2	6	53	6	6	13	39	109	17	10	.369	.347	4
Minor League Totals		.278	168	612	89	170	28	5	9	72	7	7	16	52	153	25	13	.384	.346	5

CONNER RICHARD CRUMBLISS

Born: Wellington, Kansas, April 19, 1987; **Home:** Emporia, Kansas

Bats: Left; **Throws:** Right; **Height:** 5-8; **Weight:** 170

Obtained: Selected in the 30th round of the 2009 First-Year Player Draft

Graduated from Arkansas City HS...attended Emporia State University...signed by Yancy Ayres...in 2010, led the Midwest League in walks and runs scored and finished second in on-base percentage...ranked among A's farmhands in hits (T-8th), walks (1st), stolen bases (T-4th), runs scored (4th), doubles (T-6th) and on-base percentage (1st)...in 2011, ranked first among A's minor leaguers in walks, third in on-base percentage, tied for sixth in stolen bases and eighth in runs scored...in 2012, ranked first in runs, walks and on-base percentage, fourth in steals, tied for sixth in triples and was 10th in hits...was a Texas League Midseason All-Star.

Year	Club	AVG.	G	AB	R	H	2B	3B	HR	RBI	SH	SF	HP	BB	SO	SB	CS	SLG	OBP	E
2009	Vancouver (A)	.293	57	205	40	60	9	4	2	25	2	4	1	49	28	11	2	.405	.425	7
	Kane County (A)	.280	14	50	11	14	4	1	0	3	1	0	3	11	9	2	1	.400	.438	2
2010	Kane County (A)	.271	134	491	95	133	30	2	5	56	5	6	6	126	92	24	8	.371	.421	11
2011	Stockton (A)	.268	120	426	75	114	18	4	7	52	10	5	5	96	85	24	7	.378	.404	14
2012	Midland (AA)	.257	128	470	94	121	21	6	10	45	1	5	9	120	98	24	8	.391	.414	7
Minor League Totals		.269	453	1642	315	442	82	17	24	181	19	20	24	402	312	85	26	.384	.416	41

FERNAND JULIO CRUZADO (JIMENEZ)

Born: Higüey, Dominican Republic, Oct. 25, 1989; **Home:** Higüey, Dominican Republic

Bats: Right; **Throws:** Right; **Height:** 6-1; **Weight:** 215

Obtained: Signed as a free agent to a minor league contract, July 2, 2007

Signed by Angel Eusebio and Raymond Abreu.

Year	Club	W	L	ERA	G	GS	CG	SHO	SV	IP	H	R	ER	HR	HB	BB	IBB	SO	WP	BK
2008	DSL A's (R)	0	0	18.00	1	0	0	0	0	1.0	3	3	2	0	0	0	0	1	0	0
2009	DSL A's (R)	0	0	0.00	1	0	0	0	0	1.0	0	0	0	0	0	1	2	0	0	0
2010	DSL A's (R)	1	5	5.98	17	6	0	0	2	43.2	42	34	29	3	7	25	0	30	6	0
2011	DSL A's (R)	3	2	3.83	13	9	0	0	0	47.0	55	27	20	2	4	16	1	35	7	0
2012	AZL A's (R)	3	1	5.52	17	2	0	0	0	29.1	29	24	18	2	6	10	0	18	6	0
	DSL A's (R)	3	1	5.40	4	0	0	0	0	11.2	9	7	7	1	1	4	0	7	1	0
Minor League Totals		10	9	5.12	53	17	0	0	2	133.2	138	95	76	8	19	57	1	91	20	0

Year	Club	AVG.	G	AB	R	H	2B	3B	HR	RBI	SH	SF	HP	BB	SO	SB	CS	SLG	OBP	E
2008	DSL A's (R)	.176	29	68	4	12	3	1	0	5	0	0	2	5	18	0	1	.250	.253	2
2009	DSL A's (R)	.212	11	33	5	7	0	0	1	5	0	0	2	2	8	1	1	.303	.297	2
Minor League Totals		.188	40	101	9	19	3	1	1	10	0	0	4	7	26	1	2	.267	.268	4

GARY L. DALEY, JR.

Born: Grass Valley, California, Nov. 1, 1985; **Home:** Grass Valley, California

Bats: Right; **Throws:** Right; **Height:** 6-3; **Weight:** 205

Obtained: Signed as a free agent to a minor league contract, August 13, 2010

Organizational Players, continued

Graduated from Nevada Union HS (CA)...attended Cal Poly, San Luis Obispo...was originally selected by St. Louis in the 3rd round of the June, 2006 First-Year Player Draft...ranked sixth among qualifying Cardinals minor league pitchers in ERA in 2006...pitched for the Surprise Rafterers in the Arizona Fall League following the 2009 season...was released by St. Louis on July 22, 2010...in 2011, was named Texas League Pitcher of the Week for the period ending June 27...was also tied for sixth among A's farmhands in wins and was eighth in strikeouts and innings pitched...in 2012, ranked fourth in wins...pitched for the Phoenix Desert Dogs following the 2012 season.

Year	Club	W	L	ERA	G	GS	CG	SHO	SV	IP	H	R	ER	HR	HB	BB	IBB	SO	WP	BK
2006	State College (A)	5	6	3.28	15	14	0	0	0	74.0	76	37	27	0	3	32	0	64	4	1
2007	Palm Beach (A)	3	3	4.94	12	12	0	0	0	58.1	57	37	32	3	6	44	0	39	3	0
	GCL Cardinals (R)	0	2	15.43	5	4	0	0	0	14.0	18	28	24	0	11	18	0	14	10	0
2008	Palm Beach (A)	0	0	6.75	4	0	0	0	0	2.2	1	2	2	0	5	4	0	1	2	0
	GCL Cardinals (R)	0	5	24.39	17	11	0	0	0	10.1	15	34	28	0	9	32	0	5	19	0
2009	Quad Cities (A)	4	3	6.93	32	10	0	0	0	76.2	89	65	59	7	6	51	0	72	12	0
	Springfield (AA)	0	2	4.76	9	0	0	0	0	11.1	9	6	6	1	1	7	0	7	3	0
2010	Springfield (AA)	3	11	6.70	20	18	0	0	0	88.2	117	81	66	10	18	53	2	62	6	0
	Midland (AA)	0	0	19.29	2	0	0	0	0	2.1	5	5	5	0	0	5	1	1	1	0
2011	Sacramento (AAA)	1	1	8.00	2	2	0	0	0	9.0	11	9	8	2	4	5	0	1	0	0
	Midland (AA)	6	7	5.18	20	19	0	0	0	106.0	121	72	61	5	14	50	1	78	14	1
	Stockton (A)	3	0	3.21	6	6	0	0	0	33.2	28	16	12	4	1	12	0	22	3	0
2012	Midland (AA)	10	10	5.11	34	18	0	0	2	118.0	130	85	67	9	11	71	2	79	20	0
Minor League Totals		35	50	5.91	178	114	0	0	2	605.0	677	477	397	41	89	384	6	445	97	2

Year	Club	AVG.	G	AB	R	H	2B	3B	HR	RBI	SH	SF	HP	BB	SO	SB	CS	SLG	OBP	E
2009	Springfield (AA)	.000	5	1	0	0	0	0	0	0	0	0	0	0	1	0	0	.000	.000	-
2010	Springfield (AA)	.273	7	11	2	3	0	0	1	2	0	0	0	1	5	0	0	.545	.333	-
Minor League Totals		.250	12	12	2	3	0	0	1	2	0	0	0	1	6	0	0	.500	.308	-

VICMAL DE LA CRUZ (PENNA)

OF

Born: Santo Domingo, Dominican Republic, November 20, 1993; **Home:** Santo Domingo, Dominican Republic

Bats: Left; **Throws:** Left; **Height:** 5-11; **Weight:** 200

Obtained: Signed as a non-drafted free agent, November 10, 2010

Signed by Angel Eusebio and Amaury Reyes.

Year	Club	AVG.	G	AB	R	H	2B	3B	HR	RBI	SH	SF	HP	BB	SO	SB	CS	SLG	OBP	E
2011	DSL A's (R)	.318	58	192	29	61	13	5	1	28	0	1	5	37	27	10	5	.453	.438	4
2012	AZL A's (R)	.230	35	135	25	31	5	3	3	17	0	1	1	11	43	2	1	.291	.230	2
Minor League Totals		.281	93	327	54	92	18	8	4	45	0	2	6	48	70	12	6	.422	.381	6

DEREK THOMAS DEYOUNG

RHP

Born: Downers Grove, Illinois, December 17, 1991; **Home:** Plainfield, Illinois

Bats: Right; **Throws:** Right; **Height:** 6-2; **Weight:** 165

Obtained: Selected in the 18th round of the 2012 First-Year Player Draft

Attended Oakton CC (IL)...signed by Kevin Mello.

Year	Club	W	L	ERA	G	GS	CG	SHO	SV	IP	H	R	ER	HR	HB	BB	IBB	SO	WP	BK
2012	AZL A's (R)	0	0	13.50	1	0	0	0	0	0.2	1	1	1	0	0	2	0	1	1	0
Minor League Totals		0	0	13.50	1	0	0	0	0	0.2	1	1	1	0	0	2	0	1	1	0

RASHUN DEONTE DIXON

OF

Born: Jackson, Mississippi, August 27, 1990; **Home:** Madison, Mississippi

Bats: Right; **Throws:** Right; **Height:** 6-2; **Weight:** 225

Obtained: Selected in the 10th round of the 2008 First-Year Player Draft

Graduated from Terry HS (MS)...signed by Kelcey Mucker...ranked among Arizona League leaders in triples (T-1st), RBI (T-2nd) and home runs (3rd) in 2008...in 2011, was tied for third among A's farmhands in triples and ranked ninth in runs scored...was ninth in walks in 2012.

Year	Club	AVG.	G	AB	R	H	2B	3B	HR	RBI	SH	SF	HP	BB	SO	SB	CS	SLG	OBP	E
2008	AZL A's (R)	.263	45	179	32	47	3	10	8	42	0	3	1	18	68	5	2	.525	.328	2
2009	Vancouver (A)	.214	57	196	25	42	7	0	2	16	0	2	2	23	73	6	4	.281	.300	1
2010	Kane County (A)	.275	119	444	69	122	18	3	8	54	0	2	11	58	135	9	7	.383	.371	4
2011	Stockton (A)	.243	125	456	74	111	19	5	11	47	0	2	3	47	135	3	5	.379	.317	6
2012	Stockton (A)	.206	30	102	12	21	6	1	2	12	0	2	1	10	41	1	1	.343	.278	3
	Burlington (A)	.238	77	261	53	62	8	1	12	38	0	4	5	49	102	8	6	.414	.364	2
Minor League Totals		.247	453	1638	265	405	61	20	43	209	0	15	23	205	554	32	25	.388	.337	18

RYAN SCOTT DOOLITTLE

RHP

Born: Plattsburg, New York, March 25, 1988; **Home:** Tabernacle, New Jersey

Bats: Right; **Throws:** Right; **Height:** 6-2; **Weight:** 205

Obtained: Selected in the 26th round of the 2008 First-Year Player Draft

Graduated from Seneca HS (NJ)...attended Cumberland County College...signed by Marc Sauer...was named California League Pitcher of the Week for the period ending April 18 in 2011.

Year	Club	W	L	ERA	G	GS	CG	SHO	SV	IP	H	R	ER	HR	HB	BB	IBB	SO	WP	BK	
2008	AZL A's (R)	2	3	4.44	14	7	0	0	0	46.2	50	28	23	2	2	10	0	36	3	0	
2009		(Injured – Did Not Play)																			
2010	Vancouver (A)	2	0	0.00	6	0	0	0	0	16.0	7	3	0	0	0	1	0	18	0	0	
	Kane County (A)	0	0	4.07	18	0	0	2	24.1	34	11	11	3	2	1	1	1	19	1	0	
2011	Stockton (A)	3	0	2.21	5	2	0	0	1	20.1	17	5	5	1	1	3	0	24	0	0	
	AZL A's (R)	0	2	13.50	4	1	0	0	0	4.2	14	7	7	1	0	0	0	7	0	0	
2012	Stockton (A)	1	3	1.48	15	0	0	0	0	24.1	17	6	4	2	0	3	0	31	0	0	
	Burlington (A)	0	0	0.93	8	0	0	2	9.2	5	3	1	0	1	0	0	0	12	0	0	
Minor League Totals		8	8	3.14	70	10	0	0	5	146.0	144	63	51	9	6	18	1	147	4	0	

SHAWN OSBORNE DUINKERK

OF

Born: Noord, Aruba, August 18, 1994; **Home:** San Nicholaas, Aruba

Bats: Left; **Throws:** Right; **Height:** 6-5; **Weight:** 195

Obtained: Signed as a non-drafted free agent, December 2, 2010

Signed by Dan Kantrovitz.

Year	Club	AVG.	G	AB	R	H	2B	3B	HR	RBI	SH	SF	HP	BB	SO	SB	CS	SLG	OBP	E
2011	DSL A's (R)	.129	9	31	3	4	1	0	0	1	0	0	0	5	8	1	2	.161	.250	1
2012	AZL A's (R)	.206	24	97	15	20	2	3	2	11	1	0	0	10	31	1	1	.351	.280	1
Minor League Totals		.188	33	128	18	24	3	3	2	12	1	0	0	15	39	2	3	.305	.273	2

RYAN CHRISTOPHER DULL

RHP

Born: Winston-Salem, North Carolina, October 2, 1989; **Home:** Winston-Salem, North Carolina

Bats: Right; **Throws:** Right; **Height:** 5-10; **Weight:** 175

Obtained: Selected in the 32nd round of the 2012 First-Year Player Draft

Graduated from UNC Asheville...signed by Neil Avent.

Year	Club	W	L	ERA	G	GS	CG	SHO	SV	IP	H	R	ER	HR	HB	BB	IBB	SO	WP	BK
2012	Vermont (A)	3	1	2.84	17	0	0	0	4	25.1	26	10	8	2	1	6	1	34	4	0
	AZL A's (R)	2	0	1.42	4	0	0	0	1	6.1	3	1	1	0	1	3	0	13	1	0
Minor League Totals		5	1	2.56	21	0	0	0	5	31.2	29	11	9	2	2	9	1	47	5	0

OMAR DURAN (CASTILLO)

LHP

Born: San Francisco De Macoris, Dominican Republic, Feb. 26, 1990; **Home:** San Francisco De Macoris, Dominican Republic

Bats: Left; **Throws:** Left; **Height:** 6-3; **Weight:** 220

Obtained: Signed as a non-drafted free agent, November 28, 2007

Signed by Raymond Abreu...was named to the Arizona League Post-Season All-Star team in 2010.

Organizational Players, continued

Year	Club	W	L	ERA	G	GS	CG	SHO	SV	IP	H	R	ER	HR	HB	BB	IBB	SO	WP	BK
2008	DSL A's-2 (R)	1	4	5.71	11	9	0	0	0	34.2	29	24	22	0	5	34	1	37	9	1
2009	AZL A's (R)	1	1	5.40	12	1	0	0	0	15.0	14	17	9	0	3	11	0	21	5	3
	DSL A's (R)	0	0	1.00	3	1	0	0	0	9.0	2	2	1	0	0	3	0	14	6	1
2010	AZL A's (R)	3	1	2.01	14	2	0	0	0	40.1	33	20	9	0	4	17	0	54	10	1
2011	Stockton (A)	0	0	1.42	4	0	0	0	0	6.1	2	1	1	0	0	5	0	3	1	1
	Vermont (A)	0	1	4.00	7	0	0	0	0	9.0	8	6	4	0	2	7	0	11	0	0
	AZL A's (R)	1	0	1.50	8	0	0	0	1	18.0	11	6	3	0	1	5	0	16	3	1
2012	Burlington (A)	0	0	7.36	3	0	0	0	0	3.2	5	3	3	0	0	4	0	2	1	1
	Vermont (A)	0	1	0.44	14	0	0	0	0	20.1	4	4	1	0	1	20	0	42	1	0
	AZL A's (R)	0	0	0.00	3	0	0	0	3	3.2	0	0	0	0	0	0	0	5	0	0
Minor League Totals		6	8	2.98	79	13	0	0	4	160.0	108	83	53	0	16	106	1	205	36	8

NATE EPPLEY

RHP

Born: Harrisburg, Pennsylvania, Oct. 28, 1988; **Home:** Dillsburg, Pennsylvania

Bats: Right; **Throws:** Right; **Height:** 6-6; **Weight:** 210

Obtained: Selected in the 29th round of the 2011 First-Year Player Draft

Graduated from Northern HS (PA)...graduated from Rider University...signed by Marc Sauer.

Year	Club	W	L	ERA	G	GS	CG	SHO	SV	IP	H	R	ER	HR	HB	BB	IBB	SO	WP	BK
2011	AZL A's (R)	0	0	3.58	18	0	0	2	27.2	31	16	11	1	5	9	0	23	1	0	
2012	Burlington (A)	1	1	9.00	7	0	0	0	10.0	12	10	10	0	2	5	0	7	0	0	
	Vermont (A)	3	0	1.98	14	0	0	2	27.1	16	9	6	1	4	7	0	24	2	0	
Minor League Totals		4	1	3.74	39	0	0	4	65.0	59	35	27	2	11	21	0	54	3	0	

MICHAEL JOHN FABIASCHI

IF

Born: Torrington, Connecticut, August 17, 1988; **Home:** Torrington, Connecticut

Bats: Right; **Throws:** Right; **Height:** 5-11; **Weight:** 190

Obtained: Selected in the 38th round of the 2010 First-Year Player Draft

Graduated from Torrington HS (CT)...attended James Madison University...named first-team All-Colonial Athletic Association as a junior...signed by Neil Avent.

Year	Club	AVG.	G	AB	R	H	2B	3B	HR	RBI	SH	SF	HP	BB	SO	SB	CS	SLG	OBP	E
2010	Vancouver (A)	.234	32	94	13	22	6	1	0	4	3	0	4	17	25	2	2	.319	.374	2
2011	Vermont (A)	.282	40	124	18	35	8	0	1	20	4	0	2	18	32	4	1	.371	.382	8
2012	Midland (AA)	.000	3	3	0	0	0	0	0	0	0	0	0	2	0	0	.000	.000	0	
	Burlington (A)	.188	39	112	14	21	4	1	0	5	0	0	4	28	40	2	3	.241	.368	2
	Vermont (A)	.143	3	7	4	1	0	0	0	0	0	1	2	0	0	0	.143	.400	0	
Minor League Totals		.232	118	340	49	79	18	2	1	29	7	0	11	65	99	8	6	.306	.373	12

Year	Club	W	L	ERA	G	GS	CG	SHO	SV	IP	H	R	ER	HR	HB	BB	IBB	SO	WP	BK
2010	Vancouver (A)	0	0	0.00	1	0	0	0	0	0.1	0	0	0	0	0	0	0	0	0	0
2011	Vermont (A)	0	0	0.00	1	0	0	0	0	1.0	0	0	0	0	0	0	0	1	0	0
2012	Midland (AA)	0	0	0.00	1	0	0	0	0	1.0	0	0	0	0	0	0	0	0	0	0
	Burlington (A)	1	0	0.00	1	0	0	0	0	0.1	0	0	0	0	0	0	0	1	0	0
Minor League Totals		1	0	0.00	4	0	0	0	0	2.2	0	0	0	0	0	0	0	2	0	0

CHARLES E. FISHER

RHP

Goes by "Carlos"

Born: Duarte, California, February 22, 1983; **Home:** Duarte, California

Bats: Right; **Throws:** Right; **Height:** 6-4; **Weight:** 222

Obtained: Signed to a minor league contract, January 28, 2013

Was originally drafted by the Cincinnati Reds in the 11th round of the 2005 First-Year Player Draft...signed by Howard Bowns...graduated from Duarte (CA) High School in 2001...attended Citrus Community College (Glendale, CA) and Lewis and Clark State College (Lewiston, ID)...made his Major League debut with Cincinnati in 2009 and appeared in 74 games with the Reds from 2009-11...recorded the win in his ML debut May 24, 2009 against Cleveland.

Year	Club	W	L	ERA	G	GS	CG	SHO	SV	IP	H	R	ER	HR	HB	BB	IBB	SO	WP	BK
2005	Billings	4	4	4.19	15	8	0	0	1	53.2	56	30	25	3	5	19	0	45	3	0
2006	Dayton	12	5	2.76	27	27	0	0	0	150.0	133	53	46	5	5	38	1	122	6	0
2007	Sarasota	4	1	2.20	7	7	0	0	0	41.0	34	12	10	1	1	7	0	41	0	0
	Chattanooga	5	9	4.29	21	21	0	0	0	113.1	127	61	54	11	10	42	0	94	8	0
2008	Chattanooga	1	5	3.73	36	0	0	0	8	50.2	52	28	21	3	1	20	4	46	6	0
	Louisville	5	0	1.04	14	0	0	0	0	17.1	14	2	2	0	1	9	2	21	0	0
2009	Louisville	2	0	2.00	13	0	0	0	2	18.0	11	4	4	0	1	4	0	21	2	0
	CINCINNATI	1	1	4.47	39	0	0	0	0	52.1	50	26	26	4	1	31	2	48	6	0
	Sarasota	0	0	0.00	2	0	0	0	0	2.0	1	0	0	0	0	2	0	2	0	0
2010	Louisville	1	1	2.23	30	0	0	0	4	36.1	23	10	9	4	1	8	0	38	1	1
	CINCINNATI	1	1	5.64	18	0	0	0	0	22.1	22	14	14	1	1	13	2	21	2	0
2011	Louisville	4	1	3.35	32	0	0	0	6	40.1	31	17	15	4	1	18	1	40	2	0
	CINCINNATI	0	3	4.50	17	0	0	0	0	24.0	25	15	12	3	1	11	1	17	1	0
2012	Louisville	0	2	4.61	52	0	0	0	0	66.1	57	36	34	6	2	57	3	64	7	0
ML Totals		2	5	4.74	74	0	0	0	0	98.2	97	55	52	8	3	55	5	86	9	0
Minor League Totals		38	28	3.36	249	63	0	0	21	589.0	539	253	220	37	28	224	11	534	35	1

SETH S. FRANKOFF

RHP

Born: Raleigh, North Carolina, August 27, 1988; **Home:** Raleigh, North Carolina

Bats: Right; **Throws:** Right; **Height:** 6-5; **Weight:** 210

Obtained: Selected in the 27th round of the 2010 First-Year Player Draft

Graduated from Apex HS (NC)...attended the University of North Carolina at Wilmington...signed by Neil Avent...in 2011, was named New York-Penn League Pitcher of the Week for the periods ending August 29 and September 6 and led A's farmhands in complete games...in 2012, was named Midwest League Pitcher of the Week for the period that ended June 19.

Year	Club	W	L	ERA	G	GS	CG	SHO	SV	IP	H	R	ER	HR	HB	BB	IBB	SO	WP	BK
2010	AZL A's (R)	2	3	2.28	8	4	0	0	0	27.2	14	8	7	0	1	14	0	35	6	1
	Vancouver (A)	3	2	3.30	7	7	0	0	0	30.0	31	13	11	0	1	13	0	31	0	1
2011	Burlington (A)	0	1	11.25	5	5	0	0	0	12.0	21	16	15	0	2	9	0	7	3	0
	Vermont (A)	6	3	2.34	14	14	2	1	0	73.0	54	25	19	1	6	27	0	63	8	0
2012	Burlington (A)	5	7	4.83	36	9	0	0	1	104.1	107	61	56	11	8	40	2	84	8	0
Minor League Totals		16	16	3.94	70	39	2	1	1	247.0	227	123	108	12	18	103	2	220	25	2

FRANK THOMAS GAILEY

LHP

Born: Philadelphia, Pennsylvania, November 18, 1985; **Home:** Philadelphia, Pennsylvania

Bats: Left; **Throws:** Left; **Height:** 5-11; **Weight:** 185

Obtained: Signed as a free agent to a minor league contract, December 22, 2012

Attended Archbishop HS (PA)...attended West Chester University...originally selected by Toronto in the 23rd round of the June, 2007 First-Year Player Draft.

Year	Club	W	L	ERA	G	GS	CG	SHO	SV	IP	H	R	ER	HR	HB	BB	IBB	SO	WP	BK
2007	GCL Blue Jays (R)	4	2	2.45	18	0	0	0	1	33.0	30	9	9	2	1	6	0	28	2	0
2008	Lansing (A)	5	0	1.26	20	0	0	0	1	35.2	19	5	5	2	4	8	0	40	2	0
	Auburn (A)	0	1	1.93	3	0	0	0	0	4.2	3	1	1	0	0	1	1	4	0	0
2009	Lansing (A)	3	2	1.93	44	0	0	0	1	65.1	48	17	14	2	5	23	1	60	3	1
2010	Dunedin (A)	6	4	2.55	45	1	0	0	0	91.2	87	28	26	2	3	10	0	99	7	0
2011	New Hampshire (AA)	1	4	5.70	19	0	0	0	0	30.0	32	20	19	4	1	11	3	23	3	0
	Dunedin (A)	4	2	1.84	26	0	0	2	44.0	26	9	9	1	1	10	1	38	2	0	
2012	Lehigh Valley (AAA)	0	0	9.00	1	0	0	0	0	1.0	3	1	1	0	0	0	0	0	0	0
	Reading (AA)	2	3	4.40	26	0	0	0	1	28.2	35	15	14	2	2	12	1	26	0	0
	Clearwater (A)	0	0	13.50	4	0	0	0	0	3.1	7	6	5	0	0	2	0	5	0	0
	Dunedin (A)	3	0	1.04	8	3	0	0	0	26.0	19	3	3	0	1	5	1	27	1	0
Minor League Totals		28	18	2.63	214	4	0	0	6	363.1	309	114	106	15	18	88	8	351	20	1

DREW MICHAEL GRANIER

RHP

Born: Thibodaux, Louisiana, Nov. 24, 1988; **Home:** Thibodaux, Louisiana

Bats: Right; **Throws:** Right; **Height:** 6-1; **Weight:** 188

Obtained: Selected in the 32nd round of the 2011 First-Year Player Draft

Graduated from Thibodaux HS (LA)...graduated from the University of Louisiana at Monroe...signed by Kelcey Mucker...led A's minor leaguers in innings pitched in 2012, was second in strikeouts, tied for second in wins and was fourth in ERA.

Organizational Players, continued

Year	Club	W	L	ERA	G	GS	CG	SHO	SV	IP	H	R	ER	HR	HB	BB	IBB	SO	WP	BK
2011	Vermont (A)	1	1	1.91	7	7	0	0	0	28.1	21	11	6	0	3	22	0	34	6	0
	AZL A's (R)	5	1	1.57	6	3	0	0	0	23.0	12	4	4	1	3	7	0	35	3	0
2012	Burlington (A)	11	10	3.21	28	28	1	0	0	162.2	149	71	58	12	8	53	1	167	9	0
Minor League Totals		17	12	2.86	41	38	1	0	0	214.0	182	86	68	13	14	82	1	236	18	0

KRISTOPHER WILLIAM HALL

RHP

Goes by "Kris"

Born: Honolulu, Hawaii, June 8, 1991; **Home:** Strongville, Ohio

Bats: Right; **Throws:** Right; **Height:** 6-2; **Weight:** 210

Obtained: Selected in the 8th round of the 2012 First-Year Player Draft

Attended Lee University...was a NAIA All-American after going 12-0 with a 1.71 ERA in 16 starts for the Flames in 2012...signed by Matt Ranson...in 2012, was a New York-Penn League Midseason All-Star.

Year	Club	W	L	ERA	G	GS	CG	SHO	SV	IP	H	R	ER	HR	HB	BB	IBB	SO	WP	BK
2012	Vermont (A)	2	0	0.99	12	4	0	0	0	27.1	17	6	3	0	2	14	0	24	1	1
	AZL A's (R)	1	0	4.50	2	0	0	0	0	2.0	1	1	1	0	0	1	0	3	2	0
Minor League Totals		3	0	1.23	14	4	0	0	0	29.1	18	7	4	0	2	15	0	27	3	1

DEREK TREVOR HANSEN

RHP

Born: Fergus Falls, Minnesota, August 21, 1990; **Home:** Fergus Falls, Minnesota

Bats: Left; **Throws:** Right; **Height:** 6-2; **Weight:** 210

Obtained: Selected in the 25th round of the 2012 First-Year Player Draft

Attended Augustana College...signed by Kevin Mello.

Year	Club	W	L	ERA	G	GS	CG	SHO	SV	IP	H	R	ER	HR	HB	BB	IBB	SO	WP	BK
2012	AZL A's (R)	2	1	4.87	13	0	0	0	1	20.1	24	12	11	1	0	10	0	24	7	2
Minor League Totals		2	1	4.87	13	0	0	0	1	20.1	24	12	11	1	0	10	0	24	7	2

BLAKE WHITTINGTON HASSEBROCK

RHP

Born: Littleton, Colorado, July 15, 1989; **Home:** High Point, North Carolina

Bats: Right; **Throws:** Right; **Height:** 6-5; **Weight:** 225

Obtained: Selected in the 8th round of the 2010 First-Year Player Draft

Graduated from Southwest Guilford HS (NC)...attended the University of North Carolina at Greensboro...signed by Neil Avent...in 2011, was named a Midwest League Mid-Season All-Star and was ML Pitcher of the Week for the period ending July 18...also ranked second among A's farmhands in ERA, tied for sixth in strikeouts and was 10th in innings pitched.

Year	Club	W	L	ERA	G	GS	CG	SHO	SV	IP	H	R	ER	HR	HB	BB	IBB	SO	WP	BK
2010	AZL A's (R)	0	0	10.80	3	1	0	0	0	3.1	6	6	4	0	1	1	0	7	0	1
	Vancouver (A)	0	1	5.12	14	0	0	0	0	19.1	25	11	11	0	4	8	1	18	3	0
2011	Burlington (A)	7	8	2.64	26	26	0	0	0	139.2	133	64	41	9	14	46	0	110	16	0
2012	Stockton (A)	2	6	8.17	14	13	0	0	0	50.2	84	55	46	6	6	20	1	44	9	0
	Burlington (A)	2	2	4.00	5	5	0	0	0	27.0	33	14	12	3	3	10	0	20	4	0
Minor League Totals		11	17	4.28	62	45	0	0	0	240.0	281	150	114	18	28	85	2	199	32	1

SHAWN PARKER HAVILAND

RHP

Born: Middletown, Connecticut, November 10, 1985; **Home:** Boston, Massachusetts

Bats: Left; **Throws:** Right; **Height:** 6-2; **Weight:** 225

Obtained: Selected in the 33rd round of the 2008 First-Year Player Draft

Graduated from Farmington HS...graduated from Harvard University...signed by Marc Sauer...ranked among Northwest League leaders in strikeouts (T-10th) in 2008...named to 2009 Midwest League Mid-Season All-Star team...finished tied for fourth in the ML in strikeouts and losses...ranked ninth among all A's minor leaguers in ERA, fourth in strikeouts and second in innings pitched in 2009...in 2010, was named a Post-Season All-Star and earned Pitcher of the Week honors for the periods ending Aug. 2 and Aug. 23...finished second in the California League in strikeouts and fifth in ERA in 2010...ranked fourth among all A's minor leaguers in ERA, first in strikeouts, tied for seventh in wins and third in innings pitched...in 2011, was tied for sixth among A's farmhands in strikeouts and was ninth in innings pitched...in 2012, ranked ninth in strikeouts...pitched for the Phoenix Desert Dogs following the 2012 season.

Year	Club	W	L	ERA	G	GS	CG	SHO	SV	IP	H	R	ER	HR	HB	BB	IBB	SO	WP	BK
2008	Vancouver (A)	2	3	3.48	18	9	0	0	0	54.1	56	25	21	1	3	18	1	61	8	1
2009	Kane County (AA)	6	10	4.43	27	27	0	0	0	148.1	160	83	73	8	13	49	0	118	11	1
2010	Sacramento (AAA)	0	0	5.40	1	1	0	0	0	3.1	6	5	2	0	0	2	0	3	0	0
	Stockton (A)	9	6	3.65	27	27	0	0	0	150.1	156	77	61	15	17	40	0	166	12	1
2011	Midland (AA)	6	12	7.08	27	27	0	0	0	143.2	205	133	113	24	6	42	1	110	15	2
2012	Midland (AA)	6	8	4.80	31	21	0	0	2	120.0	124	72	64	11	14	47	2	104	13	0
Minor League Totals		29	40	4.91	132	113	0	0	2	624.2	717	402	341	60	53	202	4	565	61	5

Year	Club	AVG.	G	AB	R	H	2B	3B	HR	RBI	SH	SF	HP	BB	SO	SB	CS	SLG	OBP	E
2010	Stockton (A)	.000	1	1	0	0	0	0	0	0	0	0	0	1	1	0	0	.000	.500	-
Minor League Totals		.000	1	1	0	0	0	0	0	0	0	0	0	1	1	0	0	.000	.500	-

TUCKER JOSEPH HEALY

RHP

Born: Newton, Massachusetts, June 15, 1990; **Home:** Needham, Massachusetts

Bats: Left; **Throws:** Right; **Height:** 6-1; **Weight:** 205

Obtained: Selected in the 23rd round of the 2012 First-Year Player Draft

Graduated from Ithaca College...signed by Matt Higginson.

Year	Club	W	L	ERA	G	GS	CG	SHO	SV	IP	H	R	ER	HR	HB	BB	IBB	SO	WP	BK
2012	Vermont (A)	2	0	3.07	22	0	0	0	3	29.1	26	11	10	0	2	13	0	45	6	0
Minor League Totals		2	0	3.07	22	0	0	0	3	29.1	26	11	10	0	2	13	0	45	6	0

CARLOS DANIEL HERNANDEZ

LHP

Born: Santa Clara, California, March 4, 1987; **Home:** Santa Clara, California

Bats: Left; **Throws:** Left; **Height:** 5-11; **Weight:** 205

Obtained: Selected in the 35th round of the 2006 First-Year Player Draft

Attended West Valley College...signed by Sam Geaney...ranked among all A's minor league players in wins (1st), innings pitched (5th), strikeouts (6th) and ERA (6th) in 2009...in 2010, was named to the Texas League Mid-Season All-Star team...also ranked among A's farmhands in wins (T-7th) and innings pitched (10th)...played for the Phoenix Desert Dogs of the Arizona Fall League following the 2010 season...was tied for second among A's minor leaguers in 2011 in wins and was fifth in strikeouts and innings pitched...played for Tomateros de Culiacan of the Mexican Pacific League following the 2011 season...in 2012, was tied for fifth among A's farmhands in wins.

Year	Club	W	L	ERA	G	GS	CG	SHO	SV	IP	H	R	ER	HR	HB	BB	IBB	SO	WP	BK
2007	Vancouver (A)	0	0	11.57	2	0	0	0	0	2.1	6	4	3	0	0	1	0	2	0	0
	AZL A's (R)	2	1	5.59	6	0	0	0	0	9.2	9	6	6	0	0	3	0	14	1	0
2008	Vancouver (A)	2	0	1.82	7	7	0	0	0	39.2	32	9	8	0	3	7	0	38	0	1
	Kane County (AA)	5	0	2.29	7	6	0	0	0	35.1	30	9	9	1	0	7	0	29	2	0
2009	Sacramento (AAA)	0	0	0.00	1	0	0	0	0	3.1	2	0	0	0	0	1	0	5	0	0
	Midland (AA)	6	1	4.62	9	6	0	0	0	39.0	55	22	20	2	0	16	1	21	2	0
	Stockton (A)	9	7	3.99	19	19	0	0	0	108.1	107	59	48	9	5	36	0	90	5	0
2010	Midland (AA)	9	3	4.37	26	25	0	0	0	129.2	145	66	63	6	3	48	0	96	3	0
2011	Sacramento (AAA)	8	7	5.27	19	19	0	0	0	109.1	135	70	64	12	5	32	1	80	2	0
	Midland (AA)	4	1	5.27	8	8	0	0	0	42.2	57	28	25	6	1	10	0	37	3	1
2012	Sacramento (AAA)	3	2	4.15	6	2	0	0	0	21.2	25	11	10	3	0	4	0	16	0	0
	Midland (AA)	6	4	5.36	25	10	0	0	0	80.2	96	49	48	12	1	26	2	65	5	0
Minor League Totals		54	26	4.40	135	102	0	0	0	621.2	699	333	304	51	18	191	4	493	23	2

STEVEN D. HILL

C

Born: Houston, Texas, March 14, 1985; **Home:** Bullard, Texas

Bats: Right; **Throws:** Right; **Height:** 5-11; **Weight:** 190

Obtained: Selected in the Rule 5 Draft from St. Louis, December 6, 2012

Graduated from Langham Creek HS (TX)...attended Stephen F. Austin State University...was Southland Conference Player of the Year in 2007...originally drafted by St. Louis in the 13th round of the June, 2007 First-Year Player Draft.

Organizational Players, continued

Year	Club	AVG.	G	AB	R	H	2B	3B	HR	RBI	SH	SF	HP	BB	SO	SB	CS	SLG	OBP	E
2007	Quad Cities (A)	.303	62	261	38	79	15	0	11	44	0	1	2	9	58	1	1	.487	.330	4
	Batavia (A)	.436	10	39	4	17	5	1	1	11	0	0	1	5	5	0	0	.692	.511	0
2008	Springfield (AA)	.303	26	99	13	30	3	1	5	9	0	0	1	3	31	0	0	.505	.330	5
	Palm Beach (A)	.285	46	172	28	49	11	2	9	34	0	2	0	15	42	0	0	.529	.339	5
	GCL Cardinals (R)	.313	4	16	4	5	1	0	3	5	0	0	0	0	7	0	0	.938	.313	0
2009	Springfield (AA)	.282	120	464	62	131	26	2	19	64	0	6	2	36	106	1	2	.470	.333	9
2010	Memphis (AAA)	.176	9	34	2	6	1	0	2	6	0	0	1	3	10	0	0	.382	.263	0
	Springfield (AA)	.280	93	361	60	101	27	1	22	86	0	3	4	38	90	1	0	.543	.352	6
	ST. LOUIS	.333	1	3	1	1	0	0	1	1	0	0	0	0	1	0	0	1.333	.333	0
2011	Memphis (AAA)	.294	6	17	3	5	0	0	3	6	0	0	0	2	5	0	0	.824	.368	0
	Springfield (AA)	.282	31	131	22	37	5	0	11	26	0	3	0	10	35	1	0	.573	.326	1
2012	Memphis (AAA)	.266	87	301	52	80	16	0	17	52	0	2	3	25	74	0	1	.488	.326	9
	ST. LOUIS	.200	9	10	1	2	1	0	0	0	0	0	0	0	3	0	0	.300	.200	0
ML Totals		.231	10	13	2	3	1	0	1	1	0	0	0	0	4	0	0	.583	.231	0
Minor League Totals		.285	494	1895	288	540	110	7	103	343	0	17	14	146	463	4	4	.513	.338	39

MATTHEW JAMES HILLSINGER

OF

Born: Silver Spring, Maryland, April 13, 1990; **Home:** Bowie, Maryland

Bats: Left; **Throws:** Right; **Height:** 6-3; **Weight:** 205

Obtained: Selected in the 22nd round of the 2012 First-Year Player Draft

Graduated from Radford...signed by Neil Avent.

Year	Club	AVG.	G	AB	R	H	2B	3B	HR	RBI	SH	SF	HP	BB	SO	SB	CS	SLG	OBP	E
2012	AZL A's (R)	.227	9	22	6	5	0	1	0	2	0	0	0	5	4	0	0	.318	.370	0
Minor League Totals		.227	9	22	6	5	0	1	0	2	0	0	0	5	4	0	0	.318	.370	0

TYLER JOSEPH HOLLSTEGGE

RHP

Born: Cincinnati, Ohio, December 17, 1990; **Home:** Cincinnati, Ohio

Bats: Left; **Throws:** Right; **Height:** 6-2; **Weight:** 205

Obtained: Selected in the 21st round of the 2012 First-Year Player Draft

Attended UNC Greensboro...signed by Neil Avent.

Year	Club	W	L	ERA	G	GS	CG	SHO	SV	IP	H	R	ER	HR	HB	BB	IBB	SO	WP	BK
2012	AZL A's (R)	5	1	4.86	19	0	0	0	0	33.1	33	20	18	1	1	22	0	35	11	1
Minor League Totals		5	1	4.86	19	0	0	0	0	33.1	33	20	18	1	1	22	0	35	11	1

BENJAMIN CHARLES HORNBECK

LHP

Born: Phoenix, Arizona, July 22, 1987; **Home:** Tulsa, Oklahoma

Bats: Right; **Throws:** Left; **Height:** 6-5; **Weight:** 205

Obtained: Selected in the 32nd round of the 2008 First-Year Player Draft

Graduated from Sunnyslope HS (AZ)...attended Kansas State University...signed by Yancy Ayres...was Midwest League Pitcher of the Week for May 11-18, 2009...ranked second among all A's farmhands in ERA and strikeouts and tied for seventh in wins in 2009...in 2010, ranked among A's minor leaguers in strikeouts (3rd), wins (T-7th) and innings pitched (8th).

Year	Club	W	L	ERA	G	GS	CG	SHO	SV	IP	H	R	ER	HR	HB	BB	IBB	SO	WP	BK	
2008	Vancouver (A)	2	2	4.88	18	0	0	0	1	31.1	30	18	17	2	1	18	0	40	3	1	
	Kane County (A)	1	0	2.25	3	0	0	0	0	4.0	3	1	1	0	0	1	0	5	1	0	
2009	Midland (AA)	0	1	16.20	1	1	0	0	0	3.1	5	7	6	0	0	4	0	1	2	0	
	Stockton (A)	5	4	3.52	21	11	0	0	1	76.2	64	36	30	3	6	32	2	111	9	1	
	Kane County (A)	4	0	1.24	7	4	0	0	0	36.1	19	6	5	2	1	10	0	47	4	0	
2010	Midland (AA)	2	3	5.87	8	7	0	0	1	38.1	43	27	25	3	3	19	0	26	7	0	
	Stockton (A)	7	3	4.44	18	18	0	0	0	93.1	113	62	46	18	7	41	0	112	16	1	
2011	Sacramento (AAA)	1	0	1.12	6	0	0	0	0	8.0	6	2	1	0	0	4	0	7	0	0	
	Midland (AA)	0	0	14.73	4	0	0	0	0	3.2	8	6	6	0	0	2	0	7	0	0	
	Stockton (A)	0	0	0.84	7	0	0	0	1	10.2	11	1	1	0	1	1	0	16	1	0	
2012	(Did Not Play)																				
Minor League Totals		22	13	4.06	93	41	0	0	4	305.2	302	166	138	28	19	132	2	372	43	3	

Goies by "Josh"

Born: Durham, North Carolina, Feb. 19, 1986; **Home:** Hillsborough, North Carolina

Bats: Left; **Throws:** Right; **Height:** 6-1; **Weight:** 210

Obtained: Selected in the 2nd round of the 2007 First-Year Player Draft

Graduated from Orange HS (NC)...attended the University of North Carolina...earned Louisville Slugger Freshman All-America honors from Collegiate Baseball in 2005...signed by Neil Avent...played for league champions at Stockton in 2008 and Midland in 2009...in 2009, tied for third in the A's farm system in triples and ranked fourth in walks and was a Texas League Mid-Season All-Star...in 2010, ranked fifth among A's farmhands in batting and was seventh in hits...was named to the TL Mid-Season and Post-Season All-Star Team...was sixth among A's minor leaguers in hits in 2012, seventh in batting average, tied for seventh in doubles, was eighth in total bases, ninth in on-base percentage and 10th in extra base hits.

Year	Club	AVG.	G	AB	R	H	2B	3B	HR	RBI	SH	SF	HP	BB	SO	SB	CS	SLG	OBP	E
2007	Vancouver (A)	.268	14	41	7	11	2	0	1	6	1	1	4	8	7	1	1	.390	.426	5
	Kane County (A)	.279	38	122	28	34	6	0	1	15	1	3	3	28	27	3	1	.352	.417	7
2008	Stockton (A)	.277	118	477	63	132	15	4	1	42	1	4	4	49	87	2	6	.331	.346	20
2009	Midland (AA)	.263	125	510	80	134	21	6	5	62	2	7	1	65	65	9	3	.357	.343	23
2010	Stockton (A)	.467	8	30	5	14	5	1	2	6	0	0	0	1	5	0	1	.900	.484	0
	Midland (AA)	.286	108	420	60	120	18	3	3	51	0	4	5	41	50	4	3	.364	.353	14
2011	Sacramento (AAA)	.217	26	92	8	20	3	0	1	14	0	2	1	8	11	2	0	.283	.282	3
	Midland (AA)	.000	1	3	0	0	0	0	0	0	0	0	0	0	1	0	0	.000	.000	0
2012	Sacramento (AAA)	.400	3	10	2	4	2	0	0	2	0	0	0	1	2	0	0	.600	.455	0
	Midland (AA)	.278	121	461	51	128	26	4	9	54	0	3	3	47	113	5	4	.410	.346	23
Minor League Totals		.276	562	2166	304	597	98	18	23	252	5	24	21	248	368	26	19	.369	.352	95

AUSTIN PAUL HOUSE

Born: Albuquerque, New Mexico, January 24, 1991; **Home:** Albuquerque, New Mexico

Bats: Right; **Throws:** Right; **Height:** 6-4; **Weight:** 200

Obtained: Selected in the 14th round of the 2012 First-Year Player Draft

Graduated from La Cueva HS (NM)...attended the University of New Mexico...signed by Trevor Ryan...originally drafted by Boston in the 25th round of the June, 2009 First-Year Player Draft but did not sign.

Year	Club	W	L	ERA	G	GS	CG	SHO	SV	IP	H	R	ER	HR	HB	BB	IBB	SO	WP	BK
2012	Burlington (A)	0	0	3.38	2	0	0	0	0	2.2	2	1	1	0	0	1	0	3	0	0
	Vermont (A)	1	0	1.05	18	0	0	0	5	25.2	13	5	3	0	0	10	0	33	1	0
Minor League Totals		1	0	1.27	20	0	0	0	5	28.1	15	6	4	0	0	11	0	36	1	0

BRETT T. HUNTER

Born: Westlake, California, June 27, 1987; **Home:** Lubbock, Texas

Bats: Right; **Throws:** Right; **Height:** 6-3; **Weight:** 220

Obtained: Selected in the 7th round of the 2008 First-Year Player Draft

Graduated from Moorpark HS (CA)...was All-CIF as a senior after posting a 1.16 ERA...attended Pepperdine University...was All-WCC as a freshman and was a Collegiate Baseball Freshman All-American in 2006...pitched for Team USA (Collegiate) following the season and was 2-0 with a 1.47 ERA and 26 strikeouts in 18.1 innings...signed by JT Stotts...pitched for the Phoenix Desert Dogs following the 2012 season.

Year	Club	W	L	ERA	G	GS	CG	SHO	SV	IP	H	R	ER	HR	HB	BB	IBB	SO	WP	BK
2008	AZL A's	0	0	0.00	1	1	0	0	0	1.0	1	0	0	0	0	0	0	2	0	0
	Kane County	0	0	5.40	2	0	0	0	0	1.2	0	1	1	0	0	2	0	1	0	0
2009	Kane County (A)	0	1	6.85	21	8	0	0	0	47.1	38	42	36	2	3	59	0	55	10	2
	Vancouver (A)	0	0	7.20	4	0	0	0	0	5.0	10	5	4	0	0	3	0	4	0	0
	AZL A's (R)	0	1	1.93	4	3	0	0	0	4.2	0	2	1	0	3	1	0	5	2	0
2010	Stockton (A)	2	1	6.51	25	0	0	0	0	27.2	32	21	20	4	0	25	1	44	5	1
2011	Sacramento (AAA)	0	0	0.00	2	0	0	0	0	3.0	1	0	0	0	0	1	0	4	0	0
	Midland (AA)	4	2	4.72	23	0	0	0	0	26.2	28	18	14	3	3	16	0	25	2	0
	Stockton (A)	1	0	1.35	12	0	0	0	1	20.0	12	4	3	1	1	6	0	17	0	0
2012	Midland (AA)	3	3	4.50	42	0	0	0	0	56.0	53	31	28	7	4	31	3	60	8	1
Minor League Totals		10	8	4.99	136	12	0	0	1	193.0	175	124	107	17	14	144	4	217	27	4

Organizational Players, continued

ANTHONY JORDAN HUTTENLOCKER

LHP

Goes by "A.J."

Born: Renton, Washington, August 5, 1986; **Home:** Bonney Lake, Washington

Bats: Left; **Throws:** Left; **Height:** 6-4; **Weight:** 205

Obtained: Selected in the 44th round of the 2009 First-Year Player Draft

Graduated from White River HS (WA)...attended Edmonds CC...attended Missouri Western State University... named to the All-MIAA First Team and Second Team Daktronics All-South Central Region as a senior in 2009...named the MIAA Pitcher of the Week twice in 2009...signed by Kevin Mello.

Year	Club	W	L	ERA	G	GS	CG	SHO	SV	IP	H	R	ER	HR	HB	BB	IBB	SO	WP	BK
2009	Kane County (A)	1	2	2.74	13	0	0	0	0	23.0	13	9	7	1	1	3	0	28	0	0
	AZL A's (R)	1	1	2.70	10	0	0	0	3	13.1	14	6	4	0	1	1	0	17	1	0
2010	Kane County (A)	1	2	3.02	28	0	0	0	1	44.2	39	15	15	1	1	13	0	46	1	1
	Stockton (A)	1	0	5.79	6	0	0	0	1	9.1	12	8	6	1	1	1	0	8	0	1
2011	Stockton (A)	4	0	1.83	41	0	0	0	0	69.0	62	17	14	3	0	12	1	60	2	2
2012	Midland (AA)	1	2	5.74	21	0	0	0	0	15.2	26	13	10	4	1	5	1	13	0	0
	Stockton (A)	3	1	5.40	22	1	0	0	1	38.1	47	26	23	11	1	8	2	38	1	1
Minor League Totals		12	8	3.33	141	1	0	0	6	213.1	213	94	79	21	6	43	4	210	5	5

DEYVI ALBERTO JIMENEZ (ZARZUELA)

RHP

Born: Las Matas de Farfan, Dominican Republic, December 30, 1989; **Home:** Las Matas de Farfan, Dominican Republic

Bats: Right; **Throws:** Right; **Height:** 6-4; **Weight:** 206

Obtained: Signed as a non-drafted free agent, October 18, 2007

Signed by Juan Carlos De La Cruz.

Year	Club	W	L	ERA	G	GS	CG	SHO	SV	IP	H	R	ER	HR	HB	BB	IBB	SO	WP	BK
2008	DSL A's-1 (R)	1	4	3.81	13	12	0	0	0	49.2	48	30	21	3	4	21	0	32	5	1
2009	AZL A's (R)	2	5	6.49	14	9	0	0	0	51.1	68	47	37	7	7	15	0	46	4	0
2010	Vancouver (A)	4	4	3.54	12	12	0	0	0	61.0	61	28	24	5	2	13	1	48	4	1
2011		(Injured – Did Not Play)																		
2012	Stockton (A)	0	1	3.00	1	1	0	0	0	3.0	3	1	1	1	0	0	0	4	0	0
	Vermont (A)	0	4	5.79	17	3	0	0	1	37.1	44	34	24	3	3	15	1	38	5	0
Minor League Totals		7	18	4.76	57	37	0	0	1	202.1	224	140	107	19	16	64	2	168	18	2

TYLER ANTHONY JOHNSON

RHP

Born: Mission Hills, California, July 18, 1990; **Home:** Chatsworth, California

Bats: Right; **Throws:** Right; **Height:** 6-0; **Weight:** 200

Obtained: Selected in the 33rd round of the 2012 First-Year Player Draft

Graduated from Stony Brook University...signed by Ron Vaughn.

Year	Club	W	L	ERA	G	GS	CG	SHO	SV	IP	H	R	ER	HR	HB	BB	IBB	SO	WP	BK
2012	AZL A's (R)	5	1	3.33	14	0	0	0	1	27.0	30	14	10	2	1	7	0	21	2	0
Minor League Totals		5	1	3.33	14	0	0	0	1	27.0	30	14	10	2	1	7	0	21	2	0

JONATHAN JOSEPH (RICHARDSON)

RHP

Born: San Pedro de Macoris, Dominican Republic, May 17, 1988; **Home:** San Pedro de Macoris, Dominican Republic

Bats: Right; **Throws:** Right; **Height:** 6-2; **Weight:** 188

Obtained: Signed as a non-drafted free agent, June 15, 2006

Signed by Amaury Reyes...ranked second in ERA among A's farmhands in 2010...in 2012, ranked third in saves.

Year	Club	W	L	ERA	G	GS	CG	SHO	SV	IP	H	R	ER	HR	HB	BB	IBB	SO	WP	BK
2006	DSL A's-1 (R)	4	1	3.53	11	8	0	0	0	43.1	43	21	17	4	4	18	0	36	10	1
2007	DSL A's-1 (R)	1	0	1.23	2	1	0	0	0	7.1	3	1	1	0	1	3	0	5	1	0
	AZL A's (R)	1	3	7.62	16	1	0	0	2	39.0	55	37	33	4	3	13	0	38	7	1
2008	DSL A's-2 (R)	1	1	4.50	3	2	0	0	0	10.0	9	6	5	0	2	4	0	13	1	0
	AZL A's (R)	1	1	4.56	16	0	0	0	4	23.2	30	17	12	1	2	11	1	37	6	0
2009	Vancouver (A)	0	2	4.94	16	8	0	0	0	54.2	65	40	30	4	4	25	0	35	5	0
2010	Vancouver (A)	1	1	2.68	8	8	0	0	0	40.1	37	17	12	0	5	14	0	35	3	1
	Kane County (A)	2	5	3.33	14	9	0	0	0	54.0	49	27	20	2	4	26	1	55	10	2
2011	Burlington (A)	6	4	5.67	21	14	0	0	1	81.0	89	59	51	11	7	31	0	73	11	1
2012	Stockton (A)	0	1	9.82	7	0	0	0	0	11.0	12	13	12	2	2	5	0	16	1	0
	Burlington (A)	1	3	4.35	34	9	0	0	12	82.2	81	51	40	7	8	38	1	73	11	0
Minor League Totals		18	22	4.69	148	60	0	0	19	447.0	473	289	233	35	42	188	3	416	66	6

SEONGMIN KIM

C

Born: Sung Nam, South Korea, May 12, 1993; **Home:** Kwangju-Si Kyunggi-Do, South Korea

Bats: Right; **Throws:** Right; **Height:** 6-2; **Weight:** 250

Obtained: Signed as a free agent to a minor league contact, March 10, 2011

Signed by Adam Hislop and Lewis Kim.

Year	Club	AVG.	G	AB	R	H	2B	3B	HR	RBI	SH	SF	HP	BB	SO	SB	CS	SLG	OBP	E
2012	Arizona (R)	.273	12	22	5	6	2	0	0	1	0	0	1	2	6	0	0	.364	.360	1
Minor League Totals		.273	12	22	5	6	2	0	0	1	0	0	1	2	6	0	0	.364	.360	1

WADE KIRKLAND

IF

Born: Lakeland, Florida, April 4, 1989; **Home:** Lakeland, Florida

Bats: Right; **Throws:** Right; **Height:** 5-11; **Weight:** 200

Obtained: Selected in the 11th round of the 2010 First-Year Player Draft

Graduated from McKeel Academy...attended Florida Southern University...named first-team All-Sunshine State Conference as a sophomore...signed by Trevor Schaffer...was third among A's farmhands in doubles in 2012 and tied for eighth in extra base hits.

Year	Club	AVG.	G	AB	R	H	2B	3B	HR	RBI	SH	SF	HP	BB	SO	SB	CS	SLG	OBP	E
2010	Vancouver (A)	.271	68	280	34	76	18	2	0	27	3	3	2	9	59	4	2	.350	.296	24
2011	Burlington (A)	.217	83	258	38	56	16	1	3	26	2	3	8	20	73	5	3	.322	.291	23
2012	Burlington (A)	.237	102	379	49	90	31	3	8	56	3	3	11	28	99	5	4	.398	.306	23
Minor League Totals		.242	253	917	121	222	65	6	11	109	8	9	21	57	231	14	9	.362	.299	70

IAN A. KROL

LHP

Born: Hinsdale, Illinois, May 9, 1991; **Home:** Naperville, Illinois

Bats: Left; **Throws:** Left; **Height:** 6-1; **Weight:** 210

Obtained: Selected in the 7th round of the 2009 First-Year Player Draft

Attended Neuqua Valley HS...went 9-1 with a 0.94 ERA and tossed three no-hitters, including a perfect game, as a junior in 2008...signed by Kevin Mello...was named to the Midwest League Mid-Season and Post-Season All-Star teams in 2010...led the ML in ERA and finished fourth in opponents batting average...led A's farmhands in 2010 in ERA, ranked eighth in strikeouts, tied for third in wins and was sixth in innings pitched.

Year	Club	W	L	ERA	G	GS	CG	SHO	SV	IP	H	R	ER	HR	HB	BB	IBB	SO	WP	BK
2009	Vancouver (A)	0	1	8.10	3	1	0	0	0	3.1	6	5	3	0	0	1	0	4	0	0
	AZL A's (R)	0	0	0.00	1	1	0	0	0	1.0	0	0	0	0	0	0	0	0	0	0
2010	Kane County (A)	9	4	2.65	24	23	0	0	0	118.2	98	42	35	5	7	19	1	91	2	3
	Stockton (A)	1	0	3.66	4	4	0	0	0	19.2	18	9	8	3	1	9	0	20	0	0
2011	AZL A's (R)	0	0	0.00	3	3	0	0	0	5.0	0	0	0	0	0	0	0	6	0	0
2012	Midland (AA)	1	2	5.06	8	0	0	0	0	10.2	11	6	6	0	0	2	1	10	2	0
	Stockton (A)	1	7	5.21	21	15	0	0	0	86.1	95	64	50	13	3	24	0	79	1	1
Minor League Totals		12	14	3.75	64	47	0	0	0	244.2	228	126	102	21	11	55	2	210	5	4

CODY JOSEPH KURZ

RHP

Born: Ventura, California, September 13, 1992; **Home:** Oxnard, California

Bats: Right; **Throws:** Right; **Height:** 6-4; **Weight:** 225

Obtained: Selected in the 7th round of the 2012 First-Year Player Draft

Attended Oxnard JC (CA)...signed by JT Stotts.

Organizational Players, continued

Year	Club	W	L	ERA	G	GS	CG	SHO	SV	IP	H	R	ER	HR	HB	BB	IBB	SO	WP	BK
2012	AZL A's (R)	0	0	4.64	17	0	0	0	0	21.1	18	13	11	1	1	29	0	9	9	0
Minor League Totals		0	0	4.64	17	0	0	0	0	21.1	18	13	11	1	1	29	0	9	9	0

TYLER JAMES LADENDORF

IF

Born: Park Ridge, Illinois, March 7, 1988; **Home:** Des Plaines, Illinois

Bats: Right; **Throws:** Right; **Height:** 6-1; **Weight:** 200

Obtained: Acquired from the Minnesota Twins in exchange for shortstop Orlando Cabrera and cash, July 31, 2009

Graduated from Maine West HS (IL)...attended Howard CC (TX)...was the Minnesota Twins second round pick in the 2008 First-Year Player Draft...was originally signed by Marty Esosito...ranked seventh among A's farmhands in stolen bases and tied for fourth in doubles in 2010.

Year	Club	AVG.	G	AB	R	H	2B	3B	HR	RBI	SH	SF	HP	BB	SO	SB	CS	SLG	OBP	E
2008	GCL Twins (R)	.204	45	147	17	30	8	1	1	13	3	2	6	17	29	6	0	.293	.308	7
2009	Elizabethton (A)	.410	17	61	18	25	7	0	4	17	0	1	1	11	7	1	0	.721	.500	4
	Beloit (A)	.233	15	60	7	14	2	0	0	4	0	0	1	4	13	2	1	.267	.292	2
	Kane County (A)	.231	35	130	13	30	4	2	2	15	2	0	3	10	19	2	2	.338	.301	10
2010	Sacramento (AAA)	.100	4	10	0	1	1	0	0	0	0	0	0	1	2	0	0	.200	.182	0
	Stockton (A)	.274	126	478	60	131	30	4	5	41	5	3	3	35	110	20	4	.385	.326	20
2011	Sacramento (AAA)	.211	4	19	2	4	1	0	0	1	1	0	0	1	6	0	0	.263	.250	0
	Midland (AA)	.225	125	432	55	97	17	3	6	35	7	2	6	47	87	6	5	.319	.308	21
2012	Midland (AA)	.240	104	416	59	100	20	1	9	54	4	3	11	42	89	7	4	.358	.324	11
Minor League Totals		.246	475	1753	231	432	90	11	27	180	22	11	31	168	362	44	16	.357	.321	75

CHRISTOPHER MARK LAMB

LHP

Born: Berkeley, California, June 29, 1990; **Home:** Berkeley, California

Bats: Switch; **Throws:** Left; **Height:** 6-1; **Weight:** 205

Obtained: Selected in the 11th round of the 2011 First-Year Player Draft

Graduated from Berkeley HS (CA)...attended Davidson College...signed by Neil Avent.

Year	Club	W	L	ERA	G	GS	CG	SHO	SV	IP	H	R	ER	HR	HB	BB	IBB	SO	WP	BK
2011	AZL A's (R)	0	0	0.00	3	0	0	0	0	5.0	2	1	0	0	1	1	0	4	3	0
2012	Burlington (A)	3	3	5.03	11	11	0	0	0	59.0	68	38	33	3	2	22	0	40	0	0
	Vermont (A)	2	0	1.50	4	4	0	0	0	18.0	16	4	3	1	0	3	0	12	1	0
Minor League Totals		5	3	3.95	18	15	0	0	0	82.0	86	43	36	4	3	26	0	56	4	0

CHAD A. LEWIS

IF

Born: Fountain Valley, California, December 10, 1991; **Home:** Huntington Beach, California

Bats: Right; **Throws:** Right; **Height:** 6-4; **Weight:** 220

Obtained: Selected in the 4th round of the 2010 First-Year Player Draft

Graduated from Marina HS (CA)...signed by Eric Martins.

Year	Club	AVG.	G	AB	R	H	2B	3B	HR	RBI	SH	SF	HP	BB	SO	SB	CS	SLG	OBP	E
2010	AZL A's (R)	.231	4	13	5	3	0	0	0	3	0	0	0	3	5	0	0	.231	.375	3
2011	Vermont (A)	.238	70	265	32	63	11	1	4	40	1	7	5	13	72	4	1	.332	.279	18
2012	Burlington (A)	.133	8	30	0	4	0	0	0	3	0	0	0	0	11	0	0	.133	.133	1
	Vermont (A)	.231	39	134	10	31	5	0	1	12	2	2	1	11	38	0	1	.291	.291	12
	AZL A's (R)	.243	10	37	6	9	0	0	2	3	0	0	0	3	10	0	0	.405	.300	2
Minor League Totals		.230	131	479	53	110	16	1	7	61	3	9	6	30	136	4	2	.311	.279	36

MARCELINO LEYJA

IF

Goes by "Nino"

Born: Houston, Texas, October 2, 1990; **Home:** Houston, Texas

Bats: Right; **Throws:** Right; **Height:** 5-11; **Weight:** 187

Obtained: Selected in the 15th round of the 2008 First-Year Player Draft

Graduated from Houston Christian HS...signed by Blake Davis...named to the Arizona League Post-Season All-Star team in 2008...finished tied for fourth in runs scored in the AZL in 2008 and ranked fourth in the A's farm system in batting average...was named a Midwest League Mid-Season All Star in 2011...also led A's farmhands in stolen bases and was tied for third in triples

Year	Club	AVG.	G	AB	R	H	2B	3B	HR	RBI	SH	SF	HP	BB	SO	SB	CS	SLG	OBP	E
2008	AZL A's (R)	.315	43	165	42	52	12	6	1	25	0	3	1	19	31	10	2	.479	.383	15
2009	Kane County (A)	.231	33	121	18	28	4	2	2	5	1	0	0	13	33	7	2	.347	.306	11
	Vancouver (A)	.269	16	67	5	18	3	0	1	7	3	0	0	3	19	3	0	.358	.300	4
2010	Kane County (A)	.224	37	125	13	28	2	0	0	11	2	0	0	8	38	4	2	.240	.271	2
	Vancouver (A)	.220	43	141	19	31	3	1	1	7	2	3	2	13	35	3	2	.277	.289	12
2011	Burlington (A)	.235	113	421	72	99	20	5	6	35	2	1	6	47	118	28	5	.349	.320	23
2012	Stockton (A)	.211	48	161	19	34	7	1	2	17	2	0	0	15	47	4	2	.304	.278	5
Minor League Totals		.241	333	1201	188	290	51	15	13	107	12	7	9	118	321	59	15	.341	.312	72

RYAN D. LIPKIN

C

Born: Vallejo, California, Oct. 8, 1987; **Home:** Vacaville, California

Bats: Right; **Throws:** Right; **Height:** 6-0; **Weight:** 190

Obtained: Selected in the 24th round of the 2010 First-Year Player Draft

Graduated from Vanden HS...attended Solano CC...attended the University of San Francisco...was a member of the gold medal-winning USA Collegiate National Team that went 24-0 in international play in the summer of 2008...signed by Jermaine Clark.

Year	Club	AVG.	G	AB	R	H	2B	3B	HR	RBI	SH	SF	HP	BB	SO	SB	CS	SLG	OBP	E
2010	Vancouver (A)	.272	52	184	21	50	12	0	1	33	3	1	3	13	32	1	1	.353	.328	5
2011	Stockton (A)	.248	83	314	44	78	20	1	6	47	3	1	4	14	51	3	2	.376	.288	7
2012	Sacramento (AAA)	.000	4	11	0	0	0	0	0	1	0	1	1	1	1	0	0	.000	.143	0
	Midland (AA)	.204	53	191	15	39	9	0	4	17	1	1	2	4	42	1	0	.314	.227	4
Minor League Totals		.239	192	700	80	167	41	1	11	98	7	4	10	32	126	5	3	.347	.280	16

NATHAN JAMES LONG

RHP

Born: Fort Worth, Texas, February 9, 1986; **Home:** Bedford, Texas

Bats: Right; **Throws:** Right; **Height:** 6-2; **Weight:** 210

Obtained: Selected in the 26th round of the 2009 First-Year Player Draft

Graduated from All Saints Episcopal HS...attended the University of Texas at Arlington...led the Southland Conference and broke the school's single-season record with 104 strikeouts in 2009...signed by Armann Brown...in 2010, lead the Northwest League in innings pitched, tied for first in wins and ranked eighth in ERA...ranked 10th among A's minor leaguers in wins in 2010...in 2011, ranked third among A's farmhands in ERA.

Year	Club	W	L	ERA	G	GS	CG	SHO	SV	IP	H	R	ER	HR	HB	BB	IBB	SO	WP	BK
2009	Vancouver (A)	1	2	6.69	22	0	0	0	0	36.1	45	31	27	5	2	14	2	25	6	2
2010	Vancouver (A)	8	2	3.10	15	15	0	0	0	87.0	95	34	30	4	2	19	2	47	3	1
2011	Burlington (A)	8	8	3.42	26	15	0	0	3	108.0	97	49	41	6	5	42	0	92	5	0
2012	Sacramento (AAA)	0	0	45.00	1	0	0	0	0	1.0	4	5	5	0	0	2	1	1	0	0
	Stockton (A)	4	4	5.14	35	8	0	0	1	89.1	121	68	51	14	5	27	0	75	4	0
Minor League Totals		21	16	4.31	99	38	0	0	4	321.2	362	187	154	29	14	104	5	240	18	3

DIOMENDES AUGUSTO LOPEZ (REYES)

C

Born: San Pedro de Macoris, Dominican Republic, January 30, 1989; **Home:** San Pedro de Macoris, Dominican Republic

Bats: Right; **Throws:** Right; **Height:** 6-1; **Weight:** 217

Obtained: Signed as a non-drafted free agent, October 4, 2006

Signed by Amaury Reyes.

Year	Club	AVG.	G	AB	R	H	2B	3B	HR	RBI	SH	SF	HP	BB	SO	SB	CS	SLG	OBP	E
2007	DSL A's-2 (R)	.189	38	95	11	18	5	0	2	8	0	1	0	17	30	1	1	.305	.310	1
2008	DSL A's-2 (R)	.245	40	94	10	23	11	0	0	11	0	0	3	5	28	2	0	.362	.304	8
2009	AZL A's (R)	.212	16	52	6	11	2	1	0	4	0	0	1	5	24	0	0	.288	.293	1
2010	Stockton (A)	.667	1	3	0	2	0	0	0	0	0	0	0	1	1	0	0	.667	.750	1
	AZL A's (R)	.266	36	109	11	29	11	0	1	12	1	0	4	12	39	0	1	.394	.360	3
2011	Vermont (A)	.196	32	107	16	21	3	0	6	15	2	1	4	11	40	1	1	.393	.293	7
2012	Stockton (A)	.286	5	14	3	4	2	0	1	1	0	0	1	1	6	0	0	.643	.375	1
	Vermont (A)	.216	17	51	2	11	2	0	0	1	1	0	3	6	16	1	0	.255	.333	2
Minor League Totals		.227	185	525	59	119	36	1	10	52	4	2	16	58	184	5	3	.356	.321	24

JOSE MACIAS

RHP

Born: Caracas, Venezuela, July 18, 1989; **Home:** Bronx, New York

Bats: Right; **Throws:** Right; **Height:** 6-1; **Weight:** 195

Obtained: Selected in the 18th round of the 2010 First-Year Player Draft

Organizational Players, continued

Graduated from Dewitt Clinton HS (NY)...attended Monroe College...attended Franklin Pierce University...signed by Marc Sauer... was named Midwest League Pitcher of the Week for the period ending May 31, 2011 and ranked fourth among A's farmhands in ERA and tied for sixth in wins...was fourth in saves in 2012.

Year	Club	W	L	ERA	G	GS	CG	SHO	SV	IP	H	R	ER	HR	HB	BB	IBB	SO	WP	BK
2010	AZL A's (R)	3	0	1.29	7	0	0	0	0	14.0	9	3	2	1	0	3	1	11	1	0
	Kane County (A)	0	1	6.43	2	2	0	0	0	7.0	10	5	5	0	0	3	0	4	0	0
2011	Burlington (A)	8	4	3.46	16	16	0	0	0	80.2	81	40	31	3	7	18	0	62	4	0
	Vermont (A)	2	2	3.27	4	4	0	0	0	22.0	20	8	8	2	2	6	0	21	1	0
2012	Burlington (A)	6	6	4.39	44	7	0	0	9	92.1	104	58	45	14	3	21	2	90	2	1
Minor League Totals		19	13	3.79	73	29	0	0	9	216.0	224	114	91	20	12	51	3	188	8	1

XAVIER MIKEL MACKLIN

OF

Born: Newark, New Jersey, Sept. 5, 1990; **Home:** Rocky Mount, North Carolina

Bats: Right; **Throws:** Right; **Height:** 6-1; **Weight:** 197

Obtained: Selected in the 12th round of the 2011 First-Year Player Draft

Graduated from Nash Central HS (NC)...attended North Carolina A&T State...signed by Neil Avent.

Year	Club	AVG.	G	AB	R	H	2B	3B	HR	RBI	SH	SF	HP	BB	SO	SB	CS	SLG	OBP	E	
2011	Vermont (A)	.230	43	152	8	35	7	1	0	12	2	0	2	10	47	3	2	.289	.287	1	
2012																					
		(Injured – Did Not Play)																			
Minor League Totals		.230	43	152	8	35	7	1	0	12	2	0	2	10	47	3	2	.289	.287	1	

MIGUEL ALEJANDRO MARTE (RODRIGUEZ)

IF

Born: Santiago, Dominican Republic, Aug. 29, 1989; **Home:** Santiago, Dominican Republic

Bats: Right; **Throws:** Right; **Height:** 6-3; **Weight:** 248

Obtained: Signed as a non-drafted free agent, September 26, 2007

Signed by Angel Eusebio.

Year	Club	AVG.	G	AB	R	H	2B	3B	HR	RBI	SH	SF	HP	BB	SO	SB	CS	SLG	OBP	E
2008	DSL A's-1 (R)	.194	43	98	13	19	4	0	1	15	0	1	2	13	23	0	0	.265	.298	4
2009	DSL A's (R)	.304	39	102	10	31	9	0	0	17	0	2	1	18	28	2	1	.392	.407	4
2010	DSL A's (R)	.270	11	37	7	10	2	0	2	12	0	0	3	5	10	1	0	.486	.400	0
	AZL A's (R)	.230	52	204	21	47	9	0	4	27	1	1	6	4	73	1	0	.333	.265	8
2011	AZL A's (R)	.299	39	137	20	41	11	0	6	26	0	2	7	9	38	0	1	.511	.368	8
2012	Vermont (A)	.230	43	148	8	34	6	0	3	20	0	2	5	5	57	0	0	.331	.275	2
Minor League Totals		.251	227	726	79	182	41	0	16	117	1	8	24	54	229	4	2	.373	.320	26

TAYLOR JOE MASSEY

LHP

Born: Fort Worth, Texas, January 14, 1989; **Home:** Fort Worth, Texas

Bats: Left; **Throws:** Left; **Height:** 6-1; **Weight:** 190

Obtained: Selected in the 29th round of the 2012 First-Year Player Draft

Graduated from Dallas Baptist...signed by Armann Brown.

Year	Club	W	L	ERA	G	GS	CG	SHO	SV	IP	H	R	ER	HR	HB	BB	IBB	SO	WP	BK
2012	AZL A's (R)	1	0	3.00	17	0	0	0	3	21.0	19	9	7	3	1	8	0	27	3	0
Minor League Totals		1	0	3.00	17	0	0	0	3	21.0	19	9	7	3	1	8	0	27	3	0

REYNALDO VALENTIN MATEO (MARTINEZ)

C

Born: Santo Domingo, Dominican Republic, July 16, 1989; **Home:** Santo Domingo, Dominican Republic

Bats: Right; **Throws:** Right; **Height:** 5-10; **Weight:** 210

Obtained: Signed as a free agent to a minor league contract, Nov. 9, 2007

Signed by Angel Eusebio and Raymond Abreu.

Year	Club	AVG.	G	AB	R	H	2B	3B	HR	RBI	SH	SF	HP	BB	SO	SB	CS	SLG	OBP	E
2009	DSL A's (R)	.364	41	107	17	39	12	0	3	21	1	0	6	18	21	3	1	.561	.481	7
2010	DSL A's (R)	.236	56	157	19	37	9	0	1	14	0	3	8	32	36	6	1	.312	.385	8
2011	AZL A's (R)	.266	39	128	21	34	8	2	6	25	0	3	8	9	38	0	0	.500	.345	6
2012	Vermont (A)	.247	21	73	7	18	4	1	2	8	3	1	0	6	32	1	0	.411	.300	2
	AZL A's (R)	.400	19	75	20	30	8	2	5	27	0	5	1	5	18	1	0	.760	.419	2
Minor League Totals		.293	176	540	84	158	41	5	17	95	4	12	23	70	145	11	2	.481	.389	25

RYAN TAYLOR MATHEWS

OF

Born: Orlando, Florida, August 1, 1989; **Home:** Orlando, Florida
Bats: Right; **Throws:** Right; **Height:** 6-3; **Weight:** 190
Obtained: Selected in the 27th round of the 2012 First-Year Player Draft

Graduated from North Carolina State...attended Santa Fe CC (FL)...signed by Neil Avent.

Year	Club	AVG.	G	AB	R	H	2B	3B	HR	RBI	SH	SF	HP	BB	SO	SB	CS	SLG	OBP	E
2012	AZL A's (R)	.250	21	60	7	15	7	2	1	12	0	1	0	5	10	3	0	.483	.303	0
Minor League Totals		.250	21	60	7	15	7	2	1	12	0	1	0	5	10	3	0	.483	.303	0

BRUCE TYRONE MAXWELL III

C

Born: Weisbaden, Germany, December 20, 1990; **Home:** Harvest, Alabama
Bats: Left; **Throws:** Right; **Height:** 6-2; **Weight:** 235
Obtained: Selected in the 2nd round of the 2012 First-Year Player Draft

Attended Birmingham Southern College...was named 2012 American Baseball Coaches Association/Rawlings National Player of the Year...led the conference with a .471 batting average, 15 home runs, 25 doubles, 56 runs scored, 59 walks, a .928 slugging percentage and .619 on-base percentage...signed by Kelcey Mucker.

Year	Club	AVG.	G	AB	R	H	2B	3B	HR	RBI	SH	SF	HP	BB	SO	SB	CS	SLG	OBP	E
2012	Vermont (A)	.254	61	228	22	58	14	0	0	22	1	1	0	26	35	1	0	.316	.329	6
	AZL A's (R)	.524	6	21	8	11	4	0	0	4	0	0	0	5	3	0	0	.714	.615	0
Minor League Totals		.277	67	249	30	69	18	0	0	26	1	1	0	31	38	1	0	.349	.356	6

THOMAS WILKEY MENDONCA

IF

Goies by "Tommy"
Born: Turlock, California, April 12, 1988; **Home:** Turlock, California
Bats: Left; **Throws:** Right; **Height:** 6-1; **Weight:** 200
Obtained: Selected in the Rule 5 Draft from Texas, December 6, 2012

Graduated from Turlock HS (CA)...graduated from Fresno State University...won the College World Series with the Bulldogs and was named College World Series Most Outstanding Player in 2008...was named Western Athletic Conference Player of the Year in 2009...was originally selected by Texas in the 2nd round of the June, 2009 First-Year Player Draft...signed by Butch Metzger (Texas).

Year	Club	AVG.	G	AB	R	H	2B	3B	HR	RBI	SH	SF	HP	BB	SO	SB	CS	SLG	OBP	E
2009	Bakersfield (A)	.209	11	43	5	9	3	0	0	2	0	0	2	1	12	1	0	.279	.261	2
	Spokane (A)	.309	49	188	33	58	12	2	9	26	0	1	7	9	66	0	0	.537	.361	7
2010	Bakersfield (A)	.248	120	419	62	104	26	2	10	47	2	3	17	36	126	1	4	.391	.331	28
2011	Frisco (AA)	.278	125	504	75	140	27	3	25	87	1	5	11	35	160	0	1	.492	.335	19
2012	Round Rock (AAA)	.208	63	231	27	48	7	0	7	31	2	4	5	9	84	0	0	.329	.249	11
	Frisco (AA)	.277	28	101	13	28	3	0	5	20	0	2	1	10	37	0	0	.455	.342	5
Minor League Totals		.260	396	1486	215	387	78	7	56	213	5	15	43	100	485	2	5	.435	.322	72

GERALD C. MENNA

RHP

Goies by "J.C."
Born: Long Branch, New Jersey, Dec. 24, 1988; **Home:** Oakhurst, New Jersey
Bats: Right; **Throws:** Right; **Height:** 6-4; **Weight:** 218
Obtained: Selected in the 14th round of the 2010 First-Year Player Draft

Graduated from Red Bank Regional HS (NJ)...attended Brookdale CC...signed by Marc Sauer.

Year	Club	W	L	ERA	G	GS	CG	SHO	SV	IP	H	R	ER	HR	HB	BB	IBB	SO	WP	BK
2010	AZL A's (R)	1	2	5.79	13	1	0	0	0	23.1	25	24	15	0	5	13	0	15	5	1
2011	Vermont (A)	2	7	5.70	14	1	0	0	0	53.2	60	43	34	7	2	39	0	40	4	2
2012	Vermont (A)	1	9	4.60	14	1	0	0	0	62.2	60	40	32	4	7	27	0	47	5	0
Minor League Totals		4	18	5.22	41	23	0	0	0	139.2	145	107	81	11	14	79	0	102	14	3

Organizational Players, continued

MELVIN MERCEDES

IF

Born: New York, New York, January 13, 1992; **Home:** Bronx, New York

Bats: Switch; **Throws:** Right; **Height:** 5-8; **Weight:** 170

Obtained: Selected in the 16th round of the 2012 First-Year Player Draft

Attended the College of Central Florida...signed by Trevor Schaffer.

Year	Club	AVG.	G	AB	R	H	2B	3B	HR	RBI	SH	SF	HP	BB	SO	SB	CS	SLG	OBP	E
2012	AZL A's (R)	.381	31	105	24	40	10	1	0	12	2	0	1	10	15	1	0	.495	.440	8
Minor League Totals		.381	31	105	24	40	10	1	0	12	2	0	1	10	15	1	0	.495	.440	8

DAVID MOTA

RHP

Born: El Seibo, Dominican Republic, February 18, 1987; **Home:** El Seibo, Dominican Republic

Bats: Right; **Throws:** Right; **Height:** 6-4; **Weight:** 260

Obtained: Signed as a non-drafted free agent, February 10, 2006

Signed by Amaury Reyes.

Year	Club	W	L	ERA	G	GS	CG	SHO	SV	IP	H	R	ER	HR	HB	BB	IBB	SO	WP	BK
2006	DSL A's-2 (R)	0	1	12.19	11	0	0	0	0	10.1	13	18	14	2	2	15	0	10	4	0
2007	DSL A's-2 (R)	1	2	7.71	11	0	0	0	0	16.1	18	18	14	0	2	20	0	18	8	0
	DSL A's-1 (R)	0	0	3.38	2	0	0	0	0	2.2	2	1	1	0	0	3	0	1	2	0
2008		(Injured – Did Not Play)																		
2009	AZL A's (R)	1	0	6.14	6	0	0	0	0	7.1	4	5	5	0	1	7	0	11	6	0
2010		(Injured – Did Not Play)																		
2011	AZL A's (R)	0	1	8.83	13	0	0	0	0	17.1	25	19	17	1	2	17	1	17	2	0
2012	Burlington (A)	3	1	3.47	27	0	0	0	0	36.1	43	20	14	3	0	21	1	32	5	0
Minor League Totals		5	5	6.48	70	0	0	0	0	90.1	105	81	65	6	7	83	2	89	27	0

MAXWELL STEVEN MUNCY

IF

Goes by "Max"

Born: Midland, Texas, August 25, 1990; **Home:** Keller, Texas

Bats: Left; **Throws:** Right; **Height:** 6-0; **Weight:** 205

Obtained: Selected in the 5th round of the 2012 First-Year Player Draft

Graduated from Keller HS (TX)...attended Baylor University...was a Freshman All-American in 2010 and an All-Big 12 selection in 2011 and 2012...signed by Armann Brown...originally drafted by Cleveland in the 41st round of the June, 2009 First-Year Player Draft but did not sign.

Year	Club	AVG.	G	AB	R	H	2B	3B	HR	RBI	SH	SF	HP	BB	SO	SB	CS	SLG	OBP	E
2012	Burlington (A)	.275	64	229	34	63	20	2	4	23	0	3	1	41	37	3	1	.432	.383	6
Minor League Totals		.275	64	229	34	63	20	2	4	23	0	3	1	41	37	3	1	.432	.383	6

SEAN MURPHY

RHP

Born: Philadelphia, Pennsylvania, Aug. 23, 1988; **Home:** Philadelphia, Pennsylvania

Bats: Switch; **Throws:** Right; **Height:** 6-6; **Weight:** 225

Obtained: Selected in the 33rd round of the 2010 First-Year Player Draft

Graduated from North Catholic HS (PA)...attended Keystone College...signed by Marc Sauer...ranked second among A's minor leaguers in innings pitched in 2012, tied for second in wins, was third in strikeouts and ninth in ERA...was named Midwest League Pitcher of the Week for the period ending April 30 and California League Pitcher of the Week for the period ending June 11.

Year	Club	W	L	ERA	G	GS	CG	SHO	SV	IP	H	R	ER	HR	HB	BB	IBB	SO	WP	BK
2010	AZL A's (R)	3	0	2.57	14	0	0	0	2	21.0	15	9	6	0	1	8	1	32	1	0
2011	Stockton (A)	1	0	1.50	1	1	0	0	0	6.0	6	1	1	0	0	1	0	5	0	0
	Burlington (A)	1	3	6.33	15	6	0	0	0	42.2	57	31	30	5	3	10	0	34	3	0
2012	Stockton (A)	8	8	4.80	19	19	0	0	0	108.2	98	67	58	21	4	35	0	107	8	1
	Burlington (A)	3	4	1.97	8	8	0	0	0	50.1	35	14	11	4	1	17	0	52	2	0
Minor League Totals		16	15	4.17	57	34	0	0	2	228.2	211	122	106	30	9	71	1	230	14	1

Goies by "Chaz"

Born: Amherst, New York, April 27, 1988; **Home:** North Tonawanda, New York

Bats: Left; **Throws:** Left; **Height:** 6-3; **Weight:** 200

Obtained: Signed as a non-drafted free agent, June 17, 2010

Graduated from St. Joseph HS (NY)...attended Lake Sumter CC...attended the University of Buffalo...signed by Matt Higginson.

Year	Club	W	L	ERA	G	GS	CG	SHO	SV	IP	H	R	ER	HR	HB	BB	IBB	SO	WP	BK
2010	AZL A's (R)	1	4	3.52	16	0	0	0	1	23.0	25	12	9	3	0	11	1	23	0	0
2011	Sacramento (AAA)	0	0	0.00	1	0	0	0	0	1.0	0	0	0	0	0	1	0	0	0	0
	Stockton (A)	0	0	0.00	1	0	0	0	0	1.1	1	0	0	0	0	1	0	1	1	0
	Vermont (A)	0	0	9.00	2	0	0	0	0	2.0	4	2	2	1	0	2	0	3	0	1
	AZL A's (R)	2	0	1.01	15	0	0	0	4	26.2	25	6	3	1	4	6	0	25	1	0
2012	Burlington (A)	4	1	4.15	44	0	0	0	4	60.2	62	29	28	6	2	23	2	47	1	0
Minor League Totals		7	5	3.30	79	0	0	0	6	114.2	117	49	42	11	6	44	3	99	3	1

D'ARBY E. MYERS

Born: Los Angeles, California, December 9, 1988; **Home:** Los Angeles, California

Bats: Right; **Throws:** Right; **Height:** 6-3; **Weight:** 175

Obtained: Signed as a minor league free agent, November 30, 2012

Graduated from Westchester HS (CA)...was originally selected by Philadelphia in the 4th round of the June, 2006 First-Year Player Draft...signed by Tim Kissner (Philadelphia)...is the cousin of former NBA All-Star Shaquille O'Neal.

Year	Club	AVG.	G	AB	R	H	2B	3B	HR	RBI	SH	SF	HP	BB	SO	SB	CS	SLG	OBP	E
2006	GCL Phillies (R)	.313	31	128	20	40	7	1	2	13	0	0	1	7	32	11	4	.430	.353	4
2007	Williamsport (A)	.240	46	179	28	43	7	0	1	17	2	1	1	11	34	11	6	.296	.286	1
2008	Lakewood (A)	.174	64	207	28	36	7	2	1	10	4	1	1	14	52	10	1	.242	.229	2
	Williamsport (A)	.266	50	199	29	53	13	2	1	15	2	0	2	14	28	7	4	.367	.321	2
2009	Lakewood (A)	.270	83	270	41	73	14	5	2	23	4	0	3	12	62	16	4	.381	.309	4
2010	Clearwater (A)	.268	66	239	28	64	9	2	3	28	1	1	3	15	64	14	3	.360	.318	3
2011	Clearwater (A)	.235	44	136	16	32	2	3	1	9	3	1	2	5	30	5	1	.316	.271	1
	GCL Phillies (R)	.222	2	9	0	2	0	0	0	0	0	0	0	0	1	0	0	.222	.222	0
2012	Reading (AA)	.306	47	121	19	37	5	0	3	10	0	0	0	6	20	7	0	.421	.339	1
	Clearwater (A)	.304	20	69	12	21	6	1	1	9	0	2	0	3	9	5	1	.464	.324	2
Minor League Totals		.258	453	1557	221	401	70	16	15	134	16	6	13	87	332	86	24	.352	.301	20

JOHN NESTER

Born: Huntington, West Virginia, May 28, 1989; **Home:** Greer, South Carolina

Bats: Right; **Throws:** Right; **Height:** 6-1; **Weight:** 220

Obtained: Selected in the 39th round of the 2010 First-Year Player Draft

Graduated from Riverside HS (SC)...attended Clemson University...signed by Neil Avent.

Year	Club	AVG.	G	AB	R	H	2B	3B	HR	RBI	SH	SF	HP	BB	SO	SB	CS	SLG	OBP	E
2010	Vancouver (A)	.182	22	77	7	14	3	0	0	7	3	1	0	8	26	0	1	.221	.256	1
2011	Burlington (A)	.213	82	249	30	53	17	1	3	23	5	3	2	38	72	4	3	.325	.318	7
2012	Burlington (A)	.203	70	222	31	45	8	0	4	24	3	1	1	31	64	2	2	.293	.300	9
Minor League Totals		.204	174	548	68	112	28	1	7	54	11	3	3	77	162	6	6	.297	.302	17

Year	Club	W	L	ERA	G	GS	CG	SHO	SV	IP	H	R	ER	HR	HB	BB	IBB	SO	WP	BK
2012	Burlington (A)	0	0	27.00	1	0	0	0	0	1.0	2	3	3	0	0	3	0	1	0	0
Minor League Totals		0	0	27.00	1	0	0	0	0	1.0	2	3	3	0	0	3	0	1	0	0

RENATO RAFAEL NUNEZ

Born: Valencia, Carabobo, Venezuela, April 4, 1994; **Home:** Valencia, Carabobo, Venezuela

Bats: Right; **Throws:** Right; **Height:** 6-1; **Weight:** 200

Obtained: Signed as a non-drafted free agent, July 2, 2010

Signed by Julio Franco and Juan Carlos Villanueva.

Organizational Players, continued

Year	Club	AVG.	G	AB	R	H	2B	3B	HR	RBI	SH	SF	HP	BB	SO	SB	CS	SLG	OBP	E
2011	DSL A's (R)	.268	53	194	20	52	12	0	5	28	1	2	4	6	42	1	2	.407	.301	30
2012	AZL A's (R)	.325	42	160	31	52	18	3	4	42	0	3	6	17	32	4	0	.550	.403	7
Minor League Totals		.294	95	354	51	104	30	3	9	70	1	5	10	23	74	5	2	.472	.349	37

CHAD OBERACKER

OF

Born: Erie, Pennsylvania, Jan. 1, 1989; **Home:** Erie, Pennsylvania

Bats: Left; **Throws:** Left; **Height:** 5-11; **Weight:** 188

Obtained: Selected in the 25th round of the 2011 First-Year Player Draft

Graduated from McDowell HS (PA)...graduated from Tennessee Tech...signed by Matt Ranson...in 2012, led A's minor leaguers in steals, was second in extra base hits, tied for third in hits and triples, was fourth in total bases, sixth in runs scored and eighth in slugging.

Year	Club	AVG.	G	AB	R	H	2B	3B	HR	RBI	SH	SF	HP	BB	SO	SB	CS	SLG	OBP	E
2011	Vermont (A)	.293	47	157	24	46	5	2	0	12	2	1	0	20	32	13	2	.350	.371	1
2012	Stockton (A)	.260	107	454	64	118	25	7	13	48	2	3	3	43	96	25	3	.432	.326	6
	Burlington (A)	.317	16	63	14	20	5	1	2	7	2	0	1	8	9	5	1	.524	.403	0
Minor League Totals		.273	170	674	102	184	35	10	15	67	6	4	4	71	137	43	6	.421	.344	7

COLIN SEAN O'CONNELL

RHP

Born: San Diego, California, June 15, 1990; **Home:** Riverside, California

Bats: Right; **Throws:** Right; **Height:** 6-6; **Weight:** 205

Obtained: Selected in the 8th round of the 2011 First-Year Player Draft

Graduated from Arlington HS (CA)...attended Cal State Fullerton...signed by Eric Martins.

Year	Club	W	L	ERA	G	GS	CG	SHO	SV	IP	H	R	ER	HR	HB	BB	IBB	SO	WP	BK
2012	AZL A's (R)	0	0	0.00	2	2	0	0	0	3.0	4	0	0	0	0	0	0	3	0	0
Minor League Totals		0	0	0.00	2	2	0	0	0	3.0	4	0	0	0	0	0	0	3	0	0

MATTHEW KENT OLSON

IF

Goes by "Matt"

Born: Atlanta, Georgia, March 29, 1994; **Home:** Bonita Springs, Florida

Bats: Left; **Throws:** Right; **Height:** 6-4; **Weight:** 236

Obtained: Selected in the 1st round of the 2012 First-Year Player Draft

Graduated from Parkview HS (GA)...signed by Matt Ranson.

Year	Club	AVG.	G	AB	R	H	2B	3B	HR	RBI	SH	SF	HP	BB	SO	SB	CS	SLG	OBP	E
2012	Vermont (A)	.273	4	11	3	3	0	0	1	4	0	1	1	3	4	0	0	.545	.438	0
	AZL A's (R)	.282	46	177	29	50	16	1	8	41	0	2	2	16	46	0	0	.520	.345	3
Minor League Totals		.282	50	188	32	53	16	1	9	45	0	3	3	19	50	0	0	.521	.352	3

RYAN R. ORTIZ

C

Born: San Pedro, California, September 29, 1987; **Home:** Rancho Santa Fe, California

Bats: Right; **Throws:** Right; **Height:** 6-3; **Weight:** 215

Obtained: Selected in the 6th round of the 2009 First-Year Player Draft

Signed by Jim Coffman...graduated from St. Augustine HS (CA)...attended Oregon State University...was a two-time All Pac-10 selection.

Year	Club	AVG.	G	AB	R	H	2B	3B	HR	RBI	SH	SF	HP	BB	SO	SB	CS	SLG	OBP	E
2009	Vancouver (A)	.258	48	151	25	39	12	1	4	24	0	0	6	26	29	3	0	.430	.338	5
2010	Stockton (A)	.277	58	188	35	52	12	1	8	35	1	1	1	36	47	1	0	.479	.394	8
2011	Midland (AA)	.237	47	152	19	36	4	0	2	14	1	1	8	21	40	2	0	.303	.357	9
	Stockton (A)	.340	28	97	17	33	5	0	4	21	0	2	1	21	22	2	0	.515	.455	5
2012	Midland (AA)	.167	44	144	19	24	5	1	2	13	1	1	3	21	40	0	0	.257	.284	10
	Stockton (A)	.248	38	129	23	32	5	1	5	25	0	3	1	27	31	1	1	.419	.375	3
Minor League Totals		.251	263	861	138	216	43	4	25	132	3	8	20	152	209	9	1	.397	.373	40

LUIS ISMAEL OSORIO

IF

Born: Caracas, Venezuela, April 5, 1991; **Home:** Caracas, Venezuela

Bats: Switch; **Throws:** Right; **Height:** 6-0; **Weight:** 195

Obtained: Signed as a non-drafted free agent, September 11, 2007

Signed by Julio Franco and Oswaldo Troconis.

Year	Club	AVG.	G	AB	R	H	2B	3B	HR	RBI	SH	SF	HP	BB	SO	SB	CS	SLG	OBP	E
2008	DSL A's (R)	.232	32	69	13	16	2	0	0	8	2	0	5	15	10	3	1	.261	.404	3
2009	DSL A's (R)	.179	28	95	6	17	2	0	0	3	1	0	1	15	25	3	2	.200	.297	7
2010	DSL A's (R)	.227	55	172	29	39	12	1	1	16	0	3	3	31	40	15	4	.326	.349	7
2011	DSL A's (R)	.307	48	166	36	51	9	2	0	15	2	0	3	15	34	8	5	.386	.375	7
2012	AZL A's (R)	.208	18	48	7	10	0	1	0	3	1	0	0	4	16	0	1	.250	.269	2
	DSL A's (R)	.125	11	32	1	4	0	1	0	4	0	0	2	2	8	2	1	.188	.222	2
Minor League Totals		.235	192	582	92	137	25	5	1	49	6	3	14	82	133	31	14	.301	.342	28

ARGENIS RICARDO PAEZ

RHP

Born: Valencia, Venezuela, October 20, 1990; **Home:** Valencia, Venezuela

Bats: Right; **Throws:** Right; **Height:** 6-4; **Weight:** 210

Obtained: Signed as a non-drafted free agent, February 28, 2008

Signed by Julio Franco and Juan Villanueva...in 2010, tied for second in wins, third in innings pitched and seventh in ERA among Arizona League leaders.

Year	Club	W	L	ERA	G	GS	CG	SHO	SV	IP	H	R	ER	HR	HB	BB	IBB	SO	WP	BK
2008	DSL A's-1 (R)	1	6	3.57	12	12	0	0	0	45.1	45	32	18	0	2	27	0	30	7	0
2009	DSL A's (R)	1	1	6.75	3	1	0	0	0	6.2	9	5	5	0	0	4	0	6	4	0
	AZL A's (R)	0	5	3.68	15	9	0	0	0	51.1	44	26	21	1	4	21	0	46	5	0
2010	AZL A's (R)	6	3	3.15	14	10	0	0	0	65.2	69	29	23	3	4	17	0	53	10	0
2011	Vermont (A)	0	2	6.14	4	4	0	0	0	14.2	16	13	10	1	2	11	0	10	5	0
	AZL A's (R)	4	2	4.17	11	7	0	0	0	49.2	47	36	23	3	4	27	0	51	8	0
2012										(Injured – Did Not Play)										
Minor League Totals		12	19	3.86	59	43	0	0	0	233.1	230	141	100	8	16	107	0	196	39	0

CHIH-FANG PAN

IF

Born: Kaohsiung, Taiwan, Nov. 12, 1990; **Home:** Kaohsiung, Taiwan

Bats: Switch; **Throws:** Right; **Height:** 5-11; **Weight:** 170

Obtained: Signed as a non-drafted free agent, April 2, 2010

Signed by Adam Hislop...was named a New York-Penn League Mid-Season All-Star in 2011.

Year	Club	AVG.	G	AB	R	H	2B	3B	HR	RBI	SH	SF	HP	BB	SO	SB	CS	SLG	OBP	E
2010	AZL A's (R)	.331	43	157	31	52	9	4	0	11	1	0	1	13	24	3	4	.439	.386	16
2011	Vermont (A)	.336	37	143	22	48	4	0	1	22	5	2	1	12	27	8	4	.385	.386	5
2012	Burlington (A)	.243	83	296	36	72	14	2	2	37	5	2	4	21	55	8	3	.324	.300	10
Minor League Totals		.289	163	596	89	172	27	6	3	70	11	4	6	46	106	19	11	.369	.344	31

STEPHEN CALDER PARKER

IF

Born: San Diego, California, September 3, 1987; **Home:** American Fork, Utah

Bats: Left; **Throws:** Right; **Height:** 6-2; **Weight:** 205

Obtained: Selected in the 5th round of the 2009 First-Year Player Draft

Graduated from American Fork HS...attended Brigham Young University...was a First-Team All-Mountain West Conference selection in 2009...signed by Jeremy Schied...was named a Mid-Season and Post-Season California League All-Star in 2010 and was named Player of the Week for the period ending May 3...finished second in the CL in walks and fifth in doubles and RBI...led all A's farmhands in RBI, ranked tied for first in extra base hits, second in hits, doubles, total bases and runs scored, fourth in walks, home runs, slugging percentage and on-base percentage, sixth in batting average and 10th in triples...played for the Phoenix Desert Dogs of the Arizona Fall League following the 2010 season...in 2011, ranked fourth among A's minor leaguers in hits and walks, fifth in RBI, tied for fifth in runs scored, doubles and total bases and eighth in batting average.

PLAYER DEVELOPMENT

Organizational Players, continued

Year	Club	AVG.	G	AB	R	H	2B	3B	HR	RBI	SH	SF	HP	BB	SO	SB	CS	SLG	OBP	E
2009	AZL A's (R)	.214	3	14	2	3	2	0	0	2	0	0	0	1	6	0	0	.357	.267	0
	Kane County (A)	.244	70	254	27	62	11	2	5	39	1	4	2	25	55	1	4	.362	.312	3
2010	Stockton (A)	.296	139	524	102	155	38	5	21	98	0	12	7	84	105	3	1	.508	.392	33
2011	Sacramento (AAA)	.320	5	25	4	8	0	0	0	2	0	0	0	2	6	0	0	.320	.370	0
	Midland (AA)	.286	132	504	72	144	30	2	10	74	0	1	2	69	107	1	1	.413	.373	23
2012	Sacramento (AAA)	.256	99	328	43	84	13	5	7	47	5	5	5	32	93	5	1	.390	.327	14
Minor League Totals		.277	448	1649	250	456	94	14	43	262	6	22	16	213	372	10	7	.429	.361	73

GREGORY MASWEL PAULINO (AQUINO)

RHP

Born: Palenque, Dominican Republic, Feb. 4, 1993; **Home:** Keasbey, New Jersey

Bats: Right; **Throws:** Right; **Height:** 6-2; **Weight:** 202

Obtained: Signed as a free agent to a minor league contract, April 5, 2011

Signed by Angel Eusebio and Raymond Abreu.

Year	Club	W	L	ERA	G	GS	CG	SHO	SV	IP	H	R	ER	HR	HB	BB	IBB	SO	WP	BK
2011	AZL A's (R)	1	1	3.21	8	5	0	0	0	28.0	23	16	10	3	2	8	0	14	1	1
	DSL A's (R)	1	3	1.36	8	7	0	0	0	33.0	30	12	5	0	4	9	0	23	3	0
2012	AZL A's (R)	4	4	5.70	14	7	0	0	0	60.0	75	41	38	6	4	16	0	56	5	1
	DSL A's (R)	0	0	3.86	3	3	0	0	0	9.1	8	4	4	0	0	2	0	6	2	0
Minor League Totals		6	8	3.94	33	22	0	0	0	130.1	136	73	57	9	10	35	0	99	11	2

JENSI MOISES PERALTA (GOLIAL)

IF

Born: Caracas, Venezuela, July 2, 1991; **Home:** San Pedro de Macoris, Dominican Republic

Bats: Right; **Throws:** Right; **Height:** 6-1; **Weight:** 207

Obtained: Signed as a non-drafted free agent, February 8, 2008

Signed by Raymond Abreu.

Year	Club	AVG.	G	AB	R	H	2B	3B	HR	RBI	SH	SF	HP	BB	SO	SB	CS	SLG	OBP	E
2008	DSL A's-2 (R)	.156	32	90	9	14	3	0	0	6	0	1	1	14	25	5	1	.189	.274	11
2009	DSL A's (R)	.246	52	179	20	44	6	2	1	14	0	0	6	10	48	6	7	.318	.308	9
2010	AZL A's (R)	.223	32	103	11	23	5	1	0	8	0	0	0	4	38	0	1	.291	.252	15
2011	AZL A's (R)	.301	38	123	20	37	9	4	1	16	3	0	1	14	34	2	1	.463	.377	11
2012	Vermont (A)	.100	8	20	4	2	0	0	0	0	0	0	0	5	8	0	1	.100	.280	1
Minor League Totals		.233	162	515	64	120	23	7	2	44	3	1	8	47	153	13	11	.317	.306	47

Year	Club	W	L	ERA	G	GS	CG	SHO	SV	IP	H	R	ER	HR	HB	BB	IBB	SO	WP	BK
2012	AZL A's (R)	0	0	9.00	1	0	0	0	0	1.0	1	1	1	0	0	0	0	1	1	0
Minor League Totals		0	0	9.00	1	0	0	0	0	1.0	1	1	1	0	0	0	0	1	1	0

CRISTHIAN JOSE PEREZ

RHP

Born: San Felix, Venezuela, September 13, 1991; **Home:** San Felix, Venezuela

Bats: Right; **Throws:** Right; **Height:** 6-3; **Weight:** 220

Obtained: Signed as a non-drafted free agent, July 23, 2008

Signed by Julio Franco and Ruben Barradas.

Year	Club	W	L	ERA	G	GS	CG	SHO	SV	IP	H	R	ER	HR	HB	BB	IBB	SO	WP	BK
2010	DSL A's (R)	2	2	5.68	18	0	0	0	2	31.2	38	25	20	3	3	15	0	29	2	1
2011	DSL A's (R)	2	1	3.30	14	11	0	0	0	57.1	63	27	21	3	2	13	0	32	2	0
2012	DSL A's (R)	4	4	1.98	14	11	0	0	0	68.1	64	22	15	1	3	9	0	46	3	1
Minor League Totals		8	7	3.20	46	22	0	0	2	157.1	165	74	56	7	8	37	0	107	7	2

MAXWELL JAMES PERLMAN

RHP

Born: Orlando, Florida, Feb. 2, 1988; **Home:** Longwood, Florida

Bats: Right; **Throws:** Right; **Height:** 6-7; **Weight:** 235

Obtained: Selected in the 35th round of the 2011 First-Year Player Draft

Graduated from Lake Brantley HS (FL)...graduated from Harvard University...signed by Marc Sauer.

Year	Club	W	L	ERA	G	GS	CG	SHO	SV	IP	H	R	ER	HR	HB	BB	IBB	SO	WP	BK
2011	Sacramento (AAA)	1	0	2.00	2	2	0	0	0	9.0	6	2	2	0	0	2	0	3	0	0
	AZL A's (R)	2	2	2.76	13	5	0	0	0	42.1	29	15	13	2	4	11	1	44	0	0
2012	Stockton (A)	0	2	8.18	14	5	0	0	0	44.0	63	52	40	8	3	16	1	24	6	1
	Burlington (A)	1	3	3.92	20	5	0	0	2	64.1	58	31	28	6	3	16	0	43	3	0
Minor League Totals		4	7	4.68	49	17	0	0	2	159.2	156	100	83	16	10	45	2	114	9	1

TANNER PETERS

RHP

Born: Simi Valley, California, Aug. 6, 1990; **Home:** Simi Valley, California

Bats: Right; **Throws:** Right; **Height:** 6-0; **Weight:** 155

Obtained: Selected in the 16th round of the 2011 First-Year Player Draft

Graduated from Royal HS (CA)...attended UNLV...signed by Rick Magnante...was named a New York-Penn League Mid-Season All-Star in 2011...tied for second among A's farmhands in saves.

Year	Club	W	L	ERA	G	GS	CG	SHO	SV	IP	H	R	ER	HR	HB	BB	IBB	SO	WP	BK
2011	Vermont (A)	1	1	1.35	21	0	0	0	11	26.2	12	4	4	1	2	8	2	33	3	0
2012	Burlington (A)	2	6	3.16	14	12	0	0	0	68.1	58	30	24	8	1	18	0	66	0	0
	Vermont (A)	0	0	6.00	2	0	0	0	0	3.0	2	2	2	0	0	2	0	7	0	0
Minor League Totals		3	7	2.76	37	12	0	0	11	98.0	72	36	30	9	4	28	2	106	3	0

DANIEL PETITTI

C

Born: Atlanta, Georgia, May 12, 1988; **Home:** Roswell, Georgia

Bats: Right; **Throws:** Right; **Height:** 6-1; **Weight:** 200

Obtained: Selected in the 37th round of the 2010 First-Year Player Draft

Graduated from Roswell HS (GA)...attended North Georgia College & State University...signed by Matt Ranson.

Year	Club	AVG.	G	AB	R	H	2B	3B	HR	RBI	SH	SF	HP	BB	SO	SB	CS	SLG	OBP	E	
2010	Vancouver (A)	.123	26	73	3	9	1	1	0	6	4	1	2	6	26	0	0	.164	.207	2	
2011	Burlington (A)	.143	19	56	3	8	0	1	0	3	5	0	0	2	15	0	0	.351	.179	2	
	Vermont (A)	.286	4	14	1	4	0	0	0	1	1	0	0	0	7	0	0	.286	.286	0	
	AZL A's (R)	.218	27	87	13	19	7	0	1	14	1	2	5	9	25	2	1	.333	.320	7	
2012	(Did Not Play)																				
Minor League Totals		.174	76	230	20	40	8	2	1	24	11	3	7	17	73	2	2	.239	.249	11	

RYAN PINEDA

IF

Born: Las Vegas, Nevada, April 17, 1989; **Home:** Las Vegas, Nevada

Bats: Right; **Throws:** Right; **Height:** 5-11; **Weight:** 185

Obtained: Selected in the 28th round of the 2010 First-Year Player Draft

Graduated from Bonanza HS (NV)...attended California State University, Northridge...named first-team All-Big West Conference as a junior...signed by JT Stotts.

Year	Club	AVG.	G	AB	R	H	2B	3B	HR	RBI	SH	SF	HP	BB	SO	SB	CS	SLG	OBP	E
2010	AZL A's (R)	.143	4	14	2	2	0	0	0	0	0	0	1	3	6	0	0	.143	.333	3
	Vancouver (A)	.221	26	95	16	21	9	0	0	8	1	1	0	17	20	1	0	.316	.336	2
2011	Burlington (A)	.255	84	263	37	67	18	2	3	29	2	4	3	30	63	6	6	.373	.333	13
2012	Stockton (A)	.249	71	237	25	59	18	1	4	28	1	1	5	30	56	4	4	.384	.344	8
	Burlington (A)	.215	23	79	5	17	3	1	1	7	1	0	1	4	19	3	1	.316	.262	1
Minor League Totals		.241	208	688	85	166	48	4	8	72	5	6	10	84	164	14	11	.358	.330	27

PHILIP MICHAEL POHL

C

Goes by "Phil"

Born: Bakersfield, California, July 22, 1990; **Home:** Cooperstown, New York

Bats: Right; **Throws:** Right; **Height:** 5-11; **Weight:** 210

Obtained: Selected in the 28th round of the 2012 First-Year Player Draft

Graduated from Cooperstown Central HS (NY)...graduated from Clemson University...signed by Neil Avent...originally drafted by Tampa Bay in the 44th round of the June, 2008 First-Year Player Draft but did not sign.

Year	Club	AVG.	G	AB	R	H	2B	3B	HR	RBI	SH	SF	HP	BB	SO	SB	CS	SLG	OBP	E
2012	Vermont (A)	.143	3	7	2	1	0	0	0	1	2	0	3	1	0	0	0	.143	.455	0
	AZL A's (R)	.301	32	113	22	34	6	2	3	17	0	1	8	6	22	1	0	.469	.375	2
Minor League Totals		.292	35	120	24	35	6	2	3	18	2	1	11	7	22	1	0	.450	.381	2

Organizational Players, continued

HERSCHEL MACK POWELL

OF

Goes by "Boog"

Born: Irvine, California, January 14, 1993; **Home:** Mission Viejo, California

Bats: Left; **Throws:** Left; **Height:** 5-10; **Weight:** 170

Obtained: Selected in the 20th round of the 2012 First-Year Player Draft

Attended Orange Coast JC (CA)...signed by Rick Magnante.

Year	Club	AVG.	G	AB	R	H	2B	3B	HR	RBI	SH	SF	HP	BB	SO	SB	CS	SLG	OBP	E
2012	AZL A's (R)	.306	35	111	20	34	1	0	0	13	2	2	0	15	9	5	2	.315	.383	1
Minor League Totals		.306	35	111	20	34	1	0	0	13	2	2	0	15	9	5	2	.315	.383	1

DAVID BRENT POWERS

LHP

Goes by "Brent"

Born: Dallas, Texas, May 25, 1989; **Home:** Richardson, Texas

Bats: Left; **Throws:** Left; **Height:** 6-1; **Weight:** 200

Obtained: Selected in the 18th round of the 2011 First-Year Player Draft

Graduated from J.J. Pearce HS (TX)...graduated from Sam Houston State...signed by Armann Brown.

Year	Club	W	L	ERA	G	GS	CG	SHO	SV	IP	H	R	ER	HR	HB	BB	IBB	SO	WP	BK
2011	Vermont (A)	4	2	3.84	14	12	0	0	0	63.1	74	32	27	5	1	15	0	44	8	0
2012	Burlington (A)	3	4	7.66	17	5	0	0	1	44.2	55	44	38	10	1	26	1	39	6	1
	Vermont (A)	0	7	5.51	16	14	0	0	0	63.2	76	44	39	7	2	28	0	57	3	3
Minor League Totals		7	13	5.45	47	31	0	0	1	171.2	205	120	104	22	4	69	1	140	17	4

STUART STEVEN PUDENZ

RHP

Born: Ida Grove, Iowa, September 15, 1990; **Home:** Houston, Texas

Bats: Right; **Throws:** Right; **Height:** 6-5; **Weight:** 238

Obtained: Selected in the 13th round of the 2012 First-Year Player Draft

Attended Dallas Baptist...signed by Armann Brown.

Year	Club	W	L	ERA	G	GS	CG	SHO	SV	IP	H	R	ER	HR	HB	BB	IBB	SO	WP	BK
2012	Vermont (A)	2	1	2.59	19	0	0	0	0	31.1	21	11	9	1	3	9	0	37	3	0
	AZL A's (R)	0	0	0.00	2	0	0	0	0	2.0	0	0	0	0	0	0	0	3	0	0
Minor League Totals		2	1	2.43	21	0	0	0	0	33.1	21	11	9	1	3	9	0	40	3	0

JULIO CESAR RAMOS (PICHARDO)

LHP

Born: Jarabacoa, Dominican Republic, February 13, 1988; **Home:** Jarabacoa, Dominican Republic

Bats: Left; **Throws:** Left; **Height:** 6-1; **Weight:** 190

Obtained: Signed as a non-drafted free agent, February 10, 2006

Signed by Amaury Reyes...named to the Arizona League Post-Season All-Star team in 2008...led the A's farm system and ranked second in the AZL in ERA in 2008...finished second in the Northwest League in ERA and tied for fourth in wins in 2009.

Year	Club	W	L	ERA	G	GS	CG	SHO	SV	IP	H	R	ER	HR	HB	BB	IBB	SO	WP	BK
2006	DSL A's-1 (R)	4	1	2.13	13	3	0	0	0	38.0	31	13	9	1	3	11	0	50	2	0
2007	DSL A's-1 (R)	0	0	5.68	2	1	0	0	0	6.1	7	5	4	0	2	3	0	6	2	0
	AZL A's (R)	0	1	5.40	2	2	0	0	0	8.1	9	6	5	2	0	3	0	5	3	0
2008	DSL A's-1 (R)	0	1	1.50	2	1	0	0	0	6.0	6	2	1	0	0	2	0	7	2	0
	AZL A's (R)	3	2	1.41	14	7	0	0	0	51.0	56	17	8	0	1	12	0	36	4	0
2009	Stockton (A)	0	1	3.75	2	2	0	0	0	12.0	12	5	5	0	0	3	0	11	0	0
	Vancouver (A)	6	5	2.38	13	13	0	0	0	72.0	67	30	19	4	1	18	0	64	4	0
2010		(Injured – Did Not Play)																		
2011		(Injured – Did Not Play)																		
2012	Burlington (A)	0	0	0.57	5	4	0	0	0	15.2	9	2	1	0	0	1	0	12	0	0
	Vermont (A)	1	1	1.80	5	3	0	0	0	15.0	13	4	3	1	0	2	0	12	0	0
Minor League Totals		14	12	2.21	58	36	0	0	0	224.1	210	84	55	8	7	55	0	203	17	0

MYRIO DOMINICK RICHARD

OF

Born: Lake Charles, Louisiana, August 27, 1988; **Home:** Lake Charles, Louisiana
Bats: Right; **Throws:** Right; **Height:** 6-2; **Weight:** 200
Obtained: Selected in the 9th round of the 2009 First-Year Player Draft

Graduated from Barbe HS...attended Prairie View A&M University...named 2008 Southwestern Athletic Conference Player of the Year...signed by Armann Brown...ranked ninth among A's minor leaguers in batting average in 2010...in 2011, was tied for second among A's farmhands in stolen bases, was sixth in batting average and eighth in doubles.

Year	Club	AVG.	G	AB	R	H	2B	3B	HR	RBI	SH	SF	HP	BB	SO	SB	CS	SLG	OBP	E
2009	Vancouver (A)	.255	53	192	26	49	4	2	1	22	2	5	4	26	41	4	2	.313	.348	1
	AZL A's (R)	.308	4	13	1	4	2	0	0	0	0	0	0	1	3	2	0	.462	.357	0
2010	Kane County (A)	.281	98	359	48	101	27	2	2	34	2	1	6	38	58	11	7	.384	.359	6
2011	Stockton (A)	.292	107	432	65	126	29	1	8	57	4	3	7	43	69	27	10	.419	.363	6
2012	Stockton (A)	.253	72	292	32	74	14	2	3	28	2	4	0	29	40	5	1	.346	.317	2
	AZL A's (R)	.182	4	11	3	2	1	0	1	1	0	0	0	0	1	0	0	.545	.182	0
Minor League Totals		.274	338	1299	175	356	77	7	15	142	10	13	17	137	212	49	20	.379	.348	15

NICHOLAS JAY RICKLES

C

Goes by "Nick"
Born: Ft. Lauderdale, Florida, Feb. 2, 1990; **Home:** Loxahatchee, Florida
Bats: Right; **Throws:** Right; **Height:** 6-3; **Weight:** 220
Obtained: Selected in the 14th round of the 2011 First-Year Player Draft

Graduated from Palm Beach Gardens HS (FL)...attended Stetson University...signed by Trevor Schaffer...was named a New York-Penn League Mid-Season All-Star in 2011.

Year	Club	AVG.	G	AB	R	H	2B	3B	HR	RBI	SH	SF	HP	BB	SO	SB	CS	SLG	OBP	E
2011	Vermont (A)	.310	41	145	16	45	9	2	2	33	4	3	2	12	24	5	1	.441	.364	6
	AZL A's (R)	.304	6	23	5	7	2	2	0	2	0	0	1	3	4	1	0	.565	.407	0
2012	Burlington (A)	.220	95	345	33	76	19	0	6	37	6	3	1	17	73	2	3	.328	.257	10
Minor League Totals		.250	142	513	54	128	30	4	8	72	10	6	4	32	101	8	4	.370	.295	16

JOHN SAMUEL ROBERTS

IF

Goes by "Sam"
Born: Prince George, Virginia, Feb. 23, 1989; **Home:** Prince George, Virginia
Bats: Left; **Throws:** Right; **Height:** 6-1; **Weight:** 190
Obtained: Selected in the 26th round of the 2011 First-Year Player Draft

Graduated from Prince George HS (VA)...graduated from the Virginia Military Institute...signed by Neil Avent.

Year	Club	AVG.	G	AB	R	H	2B	3B	HR	RBI	SH	SF	HP	BB	SO	SB	CS	SLG	OBP	E
2011	Vermont (A)	.232	32	82	12	19	1	0	1	7	0	1	0	18	20	1	2	.280	.366	0
2012	Burlington (A)	.225	11	40	3	9	2	1	0	3	0	0	0	5	10	0	0	.325	.311	2
	Vermont (A)	.224	17	49	7	11	1	1	0	2	1	0	0	17	11	0	1	.286	.424	3
Minor League Totals		.228	60	171	22	39	4	2	1	12	1	1	0	40	41	1	3	.292	.373	5

Year	Club	W	L	ERA	G	GS	CG	SHO	SV	IP	H	R	ER	HR	HB	BB	IBB	SO	WP	BK
2012	Vermont (A)	0	1	0.00	1	0	0	0	0	1.0	1	2	0	1	0	0	0	1	0	0
Minor League Totals		0	1	0.00	1	0	0	0	0	1.0	1	2	0	1	0	0	0	1	0	0

DANIEL RAY ROBERTSON

IF

Born: Upland, California, March 22, 1994; **Home:** Upland, California
Bats: Right; **Throws:** Right; **Height:** 6-0; **Weight:** 190
Obtained: Selected in the 1st round of the 2012 First-Year Player Draft

Graduated from Upland HS (CA)...batted .560 with six home runs and 31 RBI in 27 games as a senior...added 29 walks for a .696 on-base percentage and struck out just six times...signed by Eric Martins.

Year	Club	AVG.	G	AB	R	H	2B	3B	HR	RBI	SH	SF	HP	BB	SO	SB	CS	SLG	OBP	E
2012	Vermont (A)	.181	26	94	9	17	2	0	1	8	3	0	0	7	31	1	1	.234	.238	6
	AZL A's (R)	.297	29	101	25	30	10	2	4	22	1	4	5	16	15	2	0	.554	.405	9
Minor League Totals		.241	55	195	34	47	12	2	5	30	4	4	5	23	46	3	1	.400	.330	15

PLAYER DEVELOPMENT

Organizational Players, continued

DUSTY ROBINSON

OF

Born: Bakersfield, California, Sept. 9, 1989; **Home:** Bakersfield, California

Bats: Right; **Throws:** Right; **Height:** 5-11; **Weight:** 210

Obtained: Selected in the 10th round of the 2011 First-Year Player Draft

Graduated from Centennial HS (CA)...attended Fresno State...was named WAC Player of the Year in 2011...signed by JT Stotts... in 2012, led the A's farm system in home runs, was second in runs scored, third in extra base hits and total bases, tied for third in RBI, was seventh in slugging and ninth in hits...was named Midwest League Player of the Week for the periods ending April 16 and 30.

Year	Club	AVG.	G	AB	R	H	2B	3B	HR	RBI	SH	SF	HP	BB	SO	SB	CS	SLG	OBP	E
2011	Vermont (A)	.219	36	128	22	28	6	2	7	22	1	0	1	8	34	6	1	.461	.270	5
	AZL A's (R)	.239	12	46	9	11	1	0	1	5	0	0	0	6	9	0	0	.326	.327	0
2012	Stockton (A)	.231	94	386	62	89	14	0	18	47	0	1	3	33	129	7	2	.407	.296	3
	Burlington (A)	.262	38	141	25	37	7	4	9	28	0	1	3	16	33	5	2	.560	.348	1
Minor League Totals		.235	180	701	118	165	28	6	35	102	1	2	7	63	205	18	5	.442	.304	9

KELVIN ALFREDO ROJAS

OF

Born: Santo Domingo, Dominican Republic, August 7, 1989; **Home:** Monte Plata, Dominican Republic

Bats: Right; **Throws:** Right; **Height:** 6-2; **Weight:** 205

Obtained: Signed as a non-drafted free agent, November 26, 2006

Signed by Angel Eusebio...was named an Arizona League Post-Season All-Star in 2011.

Year	Club	AVG.	G	AB	R	H	2B	3B	HR	RBI	SH	SF	HP	BB	SO	SB	CS	SLG	OBP	E
2007	DSL A's-2 (R)	.201	53	159	16	32	3	1	2	13	1	2	3	17	42	5	3	.270	.287	1
2008	DSL A's-1 (R)	.216	51	171	22	37	4	3	2	21	1	2	2	11	43	10	1	.310	.269	3
2009	DSL A's (R)	.265	49	162	29	43	12	2	5	20	0	3	7	14	39	8	5	.457	.344	1
2010	DSL A's (R)	.273	3	11	1	3	0	0	1	2	1	0	0	1	0	0	0	.545	.333	0
	AZL A's (R)	.216	16	51	5	11	2	0	0	8	1	0	0	6	11	1	0	.255	.298	0
2011	AZL A's (R)	.379	48	169	38	64	11	4	3	35	0	2	4	16	42	3	1	.544	.440	3
2012	Vermont (A)	.221	35	113	11	25	5	0	0	9	1	2	0	3	30	0	0	.265	.237	4
Minor League Totals		.257	255	836	122	215	37	10	13	108	5	11	16	68	207	27	10	.372	.321	12

NOLAN RICHARD SANBURN

RHP

Born: Kokomo, Indiana, July 21, 1991; **Home:** Kokomo, Indiana

Bats: Right; **Throws:** Right; **Height:** 6-1; **Weight:** 205

Obtained: Selected in the 2nd round of the 2012 First-Year Player Draft

Graduated from Kokomo HS (IN)...attended the University of Arkansas...signed by Yancy Ayers...originally drafted by Detroit in the 34th round of the June, 2010 First-Year Player Draft but did not sign.

Year	Club	W	L	ERA	G	GS	CG	SHO	SV	IP	H	R	ER	HR	HB	BB	IBB	SO	WP	BK
2012	Vermont (A)	0	1	3.86	7	7	0	0	0	18.2	23	10	8	2	0	6	0	19	4	0
Minor League Totals		0	1	3.86	7	7	0	0	0	18.2	23	10	8	2	0	6	0	19	4	0

GABRIEL ALEJANDRO SANTANA

IF

Born: Valencia, Venezuela, August 23, 1992; **Home:** Valencia, Venezuela

Bats: Right; **Throws:** Right; **Height:** 6-0; **Weight:** 192

Obtained: Signed as a non-drafted free agent, August 25, 2008

Signed by Julio Franco and Juan Villanueva.

Year	Club	AVG.	G	AB	R	H	2B	3B	HR	RBI	SH	SF	HP	BB	SO	SB	CS	SLG	OBP	E
2009	DSL A's (R)	.234	40	141	17	33	4	0	0	12	1	0	4	7	20	8	3	.262	.289	3
2010	DSL A's (R)	.234	45	137	24	32	3	0	0	5	1	2	9	13	25	2	5	.255	.335	2
2011	DSL A's (R)	.244	64	205	26	50	6	1	0	17	7	1	18	21	24	4	9	.283	.363	15
2012	DSL A's (R)	.271	41	133	24	36	6	2	0	18	6	1	12	19	10	1	7	.346	.406	11
Minor League Totals		.245	190	616	91	151	19	3	0	52	15	4	43	60	79	15	24	.286	.351	31

AARON LAMONT SHIPMAN

OF

Born: Winter Haven, Florida, Jan. 27, 1992; **Home:** Hahira, Georgia
Bats: Left; **Throws:** Left; **Height:** 6-1; **Weight:** 194
Obtained: Selected in the 3rd round of the 2010 First-Year Player Draft

Graduated from Brooks County HS (GA)...signed by Matt Ranson...in 2011, ranked 10th among A's farmhands in stolen bases... in 2012, was eighth in walks.

Year	Club	AVG.	G	AB	R	H	2B	3B	HR	RBI	SH	SF	HP	BB	SO	SB	CS	SLG	OBP	E
2010	AZL A's (R)	.118	4	17	2	2	0	0	0	2	0	0	0	6	3	0	.118	.118	0	
2011	Vermont (A)	.254	63	201	34	51	8	1	0	19	3	0	1	42	39	17	3	.303	.385	3
2012	Burlington (A)	.206	108	360	40	74	12	4	0	32	1	4	2	60	86	11	11	.261	.319	3
Minor League Totals		.220	175	578	76	127	20	5	0	53	4	4	3	102	131	31	14	.272	.338	6

DONALD JAMES SIMMONS

RHP

Goes by "James"
Born: Yorba Linda, California, September 29, 1986; **Home:** Murrieta, California
Bats: Right; **Throws:** Right; **Height:** 6-3; **Weight:** 218
Obtained: Selected in the 1st round of the 2007 First-Year Player Draft

Graduated from Norco HS (CA)...earned all-league honors as a junior and senior...attended UC Riverside and earned Big West Pitcher of the Year honors as a junior...signed by Craig Weissmann...pitched for the Arizona Fall League Champion Phoenix Desert Dogs following the 2007 season...was named Texas League Pitcher of the Week for the period ending May 4, 2008 and was named to the TL Mid-Season All-Star team...pitched for the Phoenix Desert Dogs following the 2012 season.

Year	Club	W	L	ERA	G	GS	CG	SHO	SV	IP	H	R	ER	HR	HB	BB	IBB	SO	WP	BK	
2007	Midland (A)	0	0	3.94	13	2	0	0	0	29.2	36	16	13	2	1	8	1	23	0	0	
2008	Midland (A)	9	6	3.51	25	25	0	0	0	136.0	150	58	53	11	3	32	0	120	3	0	
2009	Sacramento (AAA)	7	7	5.72	23	22	1	0	0	119.2	139	81	76	8	4	47	3	81	7	0	
2010	(Injured – Did Not Play)																				
2011	Stockton (A)	3	2	5.48	13	8	0	0	0	42.2	56	29	26	5	0	6	1	36	0	0	
	AZL A's (R)	0	0	0.00	2	2	0	0	0	5.0	1	0	0	0	0	0	0	4	0	0	
2012	Sacramento (AAA)	2	0	1.80	9	0	0	0	0	15.0	12	3	3	1	0	8	2	13	3	0	
	Midland (AA)	1	2	3.35	30	0	0	0	1	48.1	48	18	18	3	4	14	1	37	3	0	
Minor League Totals		22	17	4.29	115	59	1	0	1	396.1	435	205	189	30	12	115	8	314	16	0	

MURPHY ALEXANDER SMITH

RHP

Born: Nashua, New Hampshire, August 25, 1987; **Home:** Clifton Park, New York
Bats: Right; **Throws:** Right; **Height:** 6-3; **Weight:** 215
Obtained: Selected in the 13th round of the 2009 First-Year Player Draft

Graduated from Shenendehowa HS...attended Binghamton University...was the America East Conference Pitcher of the Year in 2009...signed by Marc Sauer...ranked among A's minor leaguers in wins (2nd), innings pitched (5th) and strikeouts (9th) in 2010... in 2011, was ninth among A's farmhands in ERA and strikeouts...pitched for the Phoenix Desert Dogs in the Arizona Fall League following the 2011 season...was sixth among A's minor leaguers in innings pitched in 2012...was named to the Texas League Midseason All-Star team.

Year	Club	W	L	ERA	G	GS	CG	SHO	SV	IP	H	R	ER	HR	HB	BB	IBB	SO	WP	BK
2009	Kane County (A)	2	2	4.75	9	9	0	0	0	36.0	40	19	19	2	1	17	0	31	1	0
	Vancouver (A)	0	0	0.00	1	1	0	0	0	4.0	2	1	0	0	0	1	0	5	0	1
	AZL A's (R)	0	1	6.00	3	2	0	0	0	6.0	6	4	4	1	1	0	0	4	0	0
2010	Stockton (A)	3	5	6.19	10	9	0	0	0	48.0	72	38	33	4	3	12	1	34	6	0
	Kane County (A)	8	2	3.64	17	16	0	0	0	96.1	91	50	39	1	8	25	1	70	1	2
2011	Stockton (A)	6	9	3.94	26	24	0	0	1	137.0	151	80	60	10	7	33	0	100	8	1
2012	Midland (AA)	6	11	4.82	27	24	0	0	1	140.0	171	91	75	8	8	57	2	83	7	2
Minor League Totals		25	30	4.43	93	85	0	0	2	467.1	533	283	230	26	28	145	4	327	23	6

PAUL JOSEPH SMYTH

RHP

Born: Templeton, California, April 1, 1987; **Home:** Atascadero, California
Bats: Right; **Throws:** Right; **Height:** 6-0; **Weight:** 210
Obtained: Selected in the 35th round of the 2009 First-Year Player Draft

Graduated from Atascadero HS...attended the University of Kansas...selected as an All-Big 12 Conference Honorable Mention as well as Academic All-Big 12 in 2007 and 2008...signed by Yancy Ayres...ranked 6th in saves among 2009 A's minor leaguers... finished tied for second in saves and fifth among California League relievers in opponents batting average in 2010...led all A's farmhands in saves in 2010.

PLAYER DEVELOPMENT

Organizational Players, continued

Year	Club	W	L	ERA	G	GS	CG	SHO	SV	IP	H	R	ER	HR	HB	BB	IBB	SO	WP	BK
2009	Kane County (A)	1	0	0.00	5	0	0	0	2	7.0	2	0	0	0	0	0	0	7	0	0
	Vancouver (A)	1	0	0.00	20	0	0	0	9	29.1	12	0	0	0	1	4	1	37	0	0
2010	Stockton (A)	3	6	3.01	58	0	0	0	28	77.2	68	35	26	4	4	21	4	94	6	0
2011	Midland (AA)	5	2	4.85	40	0	0	0	1	65.0	67	39	35	8	3	29	1	59	4	0
2012	Midland (AA)	2	1	4.02	44	1	0	0	1	69.1	72	33	31	8	5	24	0	53	4	0
Minor League Totals		12	9	3.33	167	1	0	0	41	248.1	221	107	92	20	13	78	6	250	14	0

WILFREDO JESUS SOLANO

IF

Born: Caracas, Venezuela, January 15, 1993; **Home:** Caracas, Venezuela

Bats: Right; **Throws:** Right; **Height:** 6-1; **Weight:** 198

Obtained: Signed as a free agent to a minor league contract, July 2, 2009

Signed by Julio Franco.

Year	Club	AVG.	G	AB	R	H	2B	3B	HR	RBI	SH	SF	HP	BB	SO	SB	CS	SLG	OBP	E
2010	DSL A's (R)	.179	45	156	22	28	2	0	0	10	1	1	1	30	30	6	2	.192	.314	9
2011	AZL A's (R)	.244	45	164	21	40	7	0	1	20	1	1	4	8	33	5	0	.305	.294	15
2012	Vermont (A)	.217	54	189	17	41	10	0	1	18	4	3	3	10	34	3	0	.286	.263	19
Minor League Totals		.214	144	509	60	109	19	0	2	48	6	5	8	48	97	14	2	.263	.289	43

LEE KELVIN SOSA

RHP

Born: Bronx, New York, September 3, 1991; **Home:** Bronx, New York

Bats: Right; **Throws:** Right; **Height:** 6-2; **Weight:** 210

Obtained: Selected in the 26th round of the 2013 First-Year Player Draft

Attended Binghamton...signed by Ron Vaughn.

Year	Club	W	L	ERA	G	GS	CG	SHO	SV	IP	H	R	ER	HR	HB	BB	IBB	SO	WP	BK
2012	AZL A's (R)	1	2	4.74	18	0	0	0	0	24.2	15	14	13	0	2	22	0	29	8	0
Minor League Totals		1	2	4.74	18	0	0	0	0	24.2	15	14	13	0	2	22	0	29	8	0

MICHAEL MARINO SOTO (LLUBERES)

IF

Born: San Jose de Ocoa, Dominican Republic, Nov. 17, 1991; **Home:** San Jose de Ocoa, Dominican Republic

Bats: Right; **Throws:** Right; **Height:** 6-3; **Weight:** 215

Obtained: Signed as a free agent to a minor league contract, March 4, 2009

Signed by Angel Eusebio and Raymond Abreu.

Year	Club	AVG.	G	AB	R	H	2B	3B	HR	RBI	SH	SF	HP	BB	SO	SB	CS	SLG	OBP	E
2009	DSL A's (R)	.224	49	165	17	37	8	0	2	19	1	0	1	22	40	4	1	.309	.319	7
2010	DSL A's (R)	.238	64	210	25	50	8	1	5	36	0	6	3	35	63	2	4	.357	.346	9
2011	AZL A's (R)	.209	20	67	9	14	5	0	3	11	0	1	0	8	18	1	0	.418	.289	2
2012	AZL A's (R)	.282	32	103	18	29	9	2	4	23	0	2	0	7	25	1	0	.524	.321	4
Minor League Totals		.239	166	545	69	130	30	3	14	89	1	9	4	72	146	8	5	.382	.327	22

CHARLES RHETT STAFFORD

OF

Goes by "Rhett"

Born: Florence, South Carolina, March 1, 1989; **Home:** Cheraw, South Carolina

Bats: Right; **Throws:** Right; **Height:** 6-2; **Weight:** 225

Obtained: Selected in the 22nd round of the 2011 First-Year Player Draft

Graduated from Cheraw HS (SC)...attended Marshall University...signed by Neil Avent.

Year	Club	AVG.	G	AB	R	H	2B	3B	HR	RBI	SH	SF	HP	BB	SO	SB	CS	SLG	OBP	E
2011	Stockton (A)	.000	2	5	0	0	0	0	0	0	0	0	0	0	1	0	0	.000	.000	0
	AZL A's (R)	.265	41	151	29	40	6	2	5	29	0	1	2	21	43	2	2	.430	.360	1
2012	Vermont (A)	.190	18	58	11	11	2	0	1	5	0	0	0	10	20	0	1	.276	.309	3
	AZL A's (R)	.211	6	19	1	4	1	0	0	3	0	0	0	2	5	1	0	.263	.286	2
Minor League Totals		.236	67	233	41	55	9	2	6	37	0	1	2	33	69	3	3	.369	.335	6

SETH THOMAS STREICH

RHP

Born: Ridgway, Pennsylvania, February 19, 1991; **Home:** Ridgway, Pennsylvania

Bats: Left; **Throws:** Right; **Height:** 6-3; **Weight:** 210

Obtained: Selected in the 6th round of the 2012 First-Year Player Draft

Graduated from Johnsonburg HS (PA)...attended Ohio University...signed by Rich Sparks.

Year	Club	W	L	ERA	G	GS	CG	SHO	SV	IP	H	R	ER	HR	HB	BB	IBB	SO	WP	BK
2012	Vermont (A)	4	1	2.60	15	4	0	0	0	34.2	26	12	10	1	5	17	0	42	4	0
	AZL A's (R)	0	0	3.38	2	0	0	0	0	2.2	1	1	1	0	1	1	0	6	0	0
Minor League Totals		4	1	2.65	17	4	0	0	0	37.1	27	13	11	1	6	18	0	48	4	0

JACOB TANIS

IF

Goes by "Jake"

Born: Laguna Hills, California, June 30, 1989; **Home:** Peachtree City, Georgia

Bats: Right; **Throws:** Right; **Height:** 6-1; **Weight:** 200

Obtained: Selected in the 13th round of the 2011 First-Year Player Draft

Graduated from McIntosh HS (GA)...attended Mercer University...signed by Matt Ranson.

Year	Club	AVG.	G	AB	R	H	2B	3B	HR	RBI	SH	SF	HP	BB	SO	SB	CS	SLG	OBP	E
2011	Vermont (A)	.221	49	154	18	34	6	0	1	11	2	0	4	17	42	6	3	.279	.314	6
2012	Vermont (A)	.261	61	226	26	59	9	1	2	29	3	3	4	22	47	3	4	.336	.333	7
Minor League Totals		.245	110	380	44	93	15	1	3	40	5	3	8	39	89	9	7	.313	.326	13

BERRY CECIL TANNER

RHP

Goes by "Cecil"

Born: Jacksonville, Florida, April 23, 1990; **Home:** Waycross, Georgia

Bats: Right; **Throws:** Right; **Height:** 6-6; **Weight:** 235

Obtained: Selected in the 23rd round of the 2011 First-Year Player Draft

Graduated from Ware County HS (GA)...attended the University of Georgia...signed by Matt Ranson.

Year	Club	W	L	ERA	G	GS	CG	SHO	SV	IP	H	R	ER	HR	HB	BB	IBB	SO	WP	BK
2011	AZL A's (R)	0	1	7.40	15	0	0	0	1	20.2	17	17	17	0	1	27	2	26	10	0
2012	Vermont (A)	0	2	9.00	4	0	0	0	0	5.0	6	5	5	1	0	8	0	6	4	0
Minor League Totals		0	3	7.71	19	0	0	0	1	25.2	23	22	2	1	1	35	2	43	14	0

ANTHONY M. THOMPSON

IF

Goes by "Tony"

Born: Monterey, California, Dec. 19, 1988; **Home:** Reno, Nevada

Bats: Right; **Throws:** Right; **Height:** 6-4; **Weight:** 215

Obtained: Selected in the 6th round of the 2010 First-Year Player Draft

Graduated from Galena HS (NV)...attended the University of Kansas...was first-team All-Big 12 in 2009 after recording the first triple crown in Big 12 history, leading the league in batting average (.389), home runs (21) and RBI (82)...signed by Yancy Ayres... named 2010 Northwest League Player of the Week for the period ending July 12...in 2012, ranked eighth in the A's minor league system in batting average and was ninth in slugging.

Year	Club	AVG.	G	AB	R	H	2B	3B	HR	RBI	SH	SF	HP	BB	SO	SB	CS	SLG	OBP	E
2010	Vancouver (A)	.246	62	236	30	58	11	0	3	21	0	0	3	23	43	1	1	.331	.321	21
2011	Burlington (A)	.259	108	397	46	103	15	1	14	59	0	5	7	37	57	3	0	.408	.330	16
2012	Stockton (A)	.276	94	344	48	95	22	1	11	49	0	7	1	38	61	1	1	.442	.344	13
Minor League Totals		.262	264	977	124	256	48	2	28	129	0	12	11	98	161	5	2	.401	.332	50

Year	Club	W	L	ERA	G	GS	CG	SHO	SV	IP	H	R	ER	HR	HB	BB	IBB	SO	WP	BK
2012	Stockton (A)	0	0	0.00	2	0	0	0	0	3.0	0	0	0	0	0	0	0	0	1	0
Minor League Totals		0	0	0.00	2	0	0	0	0	3.0	0	0	0	0	0	0	0	0	1	0

MATTHEW DEREK THOMSON

RHP

Born: Santa Rosa, California, March, 22, 1988; **Home:** Santa Rosa, California

Bats: Right; **Throws:** Right; **Height:** 6-4; **Weight:** 210

Obtained: Selected in the 12th round of the 2010 First-Year Player Draft

PLAYER DEVELOPMENT

Organizational Players, continued

Graduated from El Molino HS (CA)...attended Santa Rosa Community College...attended the University of San Diego...signed by Eric Martins....was named Northwest League Pitcher of the Week for the periods ending July 19, Aug. 9 and Aug. 30, 2010.

Year	Club	W	L	ERA	G	GS	CG	SHO	SV	IP	H	R	ER	HR	HB	BB	IBB	SO	WP	BK
2010	Stockton (A)	1	0	0.00	1	1	0	0	0	5.0	2	0	0	0	0	2	0	10	0	0
	Vancouver (A)	3	2	2.15	12	9	0	0	0	46.0	35	13	11	0	2	8	0	61	2	1
2011	Burlington (A)	0	0	6.75	2	0	0	0	0	4.0	7	3	3	0	2	3	0	5	0	0
2012	AZL A's (R)	0	0	0.00	1	1	0	0	0	1.0	1	0	0	0	0	1	0	0	0	0
Minor League Totals		4	2	2.25	16	11	0	0	0	56.0	45	16	14	0	4	14	0	76	2	1

JOSE MARCOS TORRES

LHP

Born: Caracas, Venezuela, September 24, 1993; **Home:** Caracas, Venezuela

Bats: Left; **Throws:** Left; **Height:** 6-2; **Weight:** 175

Obtained: Signed as a non-drafted free agent, July 2, 2010

Signed by Julio Franco and Oswaldo Troconis.

Year	Club	W	L	ERA	G	GS	CG	SHO	SV	IP	H	R	ER	HR	HB	BB	IBB	SO	WP	BK
2011	DSL A's (R)	1	5	3.99	14	11	0	0	0	49.2	45	27	22	1	0	24	0	33	7	1
	AZL A's (R)	3	1	4.33	12	12	0	0	0	52.0	52	29	25	2	2	29	1	41	3	2
	DSL A's (R)	0	0	0.00	3	2	0	0	0	8.2	6	3	0	0	0	3	0	7	1	0
Minor League Totals		4	6	3.83	29	25	0	0	0	110.1	103	59	47	3	2	56	1	81	11	3

JORDAN R. TRIPP

OF

Born: Arteria, California, Oct. 27, 1989; **Home:** La Palma, California

Bats: Right; **Throws:** Right; **Height:** 6-4; **Weight:** 220

Obtained: Selected in the 7th round of the 2010 First-Year Player Draft

Graduated from Los Alamitos HS (CA)...attended Golden West College...signed by Eric Martins.

Year	Club	AVG.	G	AB	R	H	2B	3B	HR	RBI	SH	SF	HP	BB	SO	SB	CS	SLG	OBP	E
2010	Vancouver (A)	.125	18	56	9	7	1	0	0	2	2	0	2	7	21	0	2	.143	.246	1
	AZL A's (R)	.261	13	46	8	12	3	1	1	7	0	0	2	4	16	0	0	.435	.346	0
2011	Vermont (A)	.225	63	218	35	49	11	1	5	24	7	3	8	23	76	11	2	.353	.317	3
2012																				
Minor League Totals		.213	94	320	52	68	15	2	6	33	9	3	12	34	113	11	4	.328	.309	4

BRADLEY DREW TYSON

RHP

Goes by "Drew"

Born: Lawrenceville, Georgia, Aug. 11, 1989; **Home:** Woodstock, Georgia

Bats: Right; **Throws:** Right; **Height:** 6-4; **Weight:** 215

Obtained: Selected in the 17th round of the 2010 First-Year Player Draft

Graduated from Etowah HS (GA)...attended Reinhardt College...became the first-ever Reinhardt player to be selected in the MLB First-Year Player Draft...signed by Matt Ranson.

Year	Club	W	L	ERA	G	GS	CG	SHO	SV	IP	H	R	ER	HR	HB	BB	IBB	SO	WP	BK
2010	AZL A's (R)	1	0	1.33	13	0	0	0	1	27.0	21	4	4	0	1	3	0	41	2	1
	Vancouver (A)	0	0	1.00	6	0	0	0	0	9.0	10	1	1	0	1	4	0	8	1	0
2011	Burlington (A)	5	4	3.81	33	0	0	0	0	54.1	52	28	23	6	2	19	0	36	7	2
	Vermont (A)	1	0	0.00	2	0	0	0	1	3.0	2	0	0	0	0	0	0	3	0	1
2012	Burlington (A)	2	1	3.71	45	0	0	0	5	68.0	66	33	28	2	5	31	1	42	6	0
Minor League Totals		9	5	3.12	99	0	0	0	7	161.1	151	66	56	8	9	57	1	130	16	4

JEFFREY ROBERT URLAUB

LHP

Born: Scottsdale, Arizona, April 24, 1987; **Home:** Scottsdale, Arizona

Bats: Left; **Throws:** Left; **Height:** 6-2; **Weight:** 180

Obtained: Selected in the 30th round of the 2010 First-Year Player Draft

Graduated from Horizon HS (AZ)...attended Arizona State University...attended Grand Canyon University...signed by Jeremy Schied...in 2011, was named a New York-Penn League Mid-Season All-Star.

Year	Club	W	L	ERA	G	GS	CG	SHO	SV	IP	H	R	ER	HR	HB	BB	IBB	SO	WP	BK
2010	AZL A's (R)	1	0	2.39	15	0	0	0	2	26.1	23	10	7	0	2	3	1	26	2	1
2011	Burlington (A)	1	2	3.93	14	0	0	0	0	18.1	18	12	8	3	0	6	0	23	1	0
	Vermont (A)	3	1	1.67	23	0	0	0	5	37.2	27	12	7	1	3	4	0	49	2	1
2012	Stockton (A)	2	2	3.86	21	0	0	0	0	30.1	21	13	13	3	0	8	2	31	0	0
	Burlington (A)	5	4	2.60	26	0	0	0	3	34.2	26	15	10	1	2	1	0	27	2	0
Minor League Totals		12	9	2.75	99	0	0	0	10	147.1	115	62	45	8	7	22	3	156	7	2

TYLER FRANCIS VAIL

RHP

Born: Easton, Pennsylvania, Nov. 3, 1991; **Home:** Easton, Pennsylvania
Bats: Right; **Throws:** Right; **Height:** 6-2; **Weight:** 230
Obtained: Selected in the 5th round of the 2010 First-Year Player Draft

Graduated from Notre Dame HS (PA)...signed by Marc Sauer.

Year	Club	W	L	ERA	G	GS	CG	SHO	SV	IP	H	R	ER	HR	HB	BB	IBB	SO	WP	BK
2010	AZL A's (R)	0	2	3.13	13	10	0	0	0	31.2	26	14	11	1	6	8	0	29	7	0
2011	Burlington (A)	1	4	5.68	13	13	0	0	0	57.0	68	38	36	6	5	28	0	34	9	1
	Vermont (A)	1	5	6.05	10	10	0	0	0	38.2	35	30	26	4	6	25	0	22	9	0
2012	Vermont (A)	3	4	4.20	12	7	0	0	0	55.2	43	29	26	2	4	21	0	55	5	0
	AZL A's (R)	0	0	0.93	3	3	0	0	0	9.2	5	2	1	0	1	1	0	11	1	0
Minor League Totals		5	15	4.67	51	43	0	0	0	192.2	177	113	100	13	22	83	0	151	31	1

BRETT JAMES VERTIGAN

OF

Born: Long Beach, California, August 21, 1990; **Home:** Garden Grove, California
Bats: Left; **Throws:** Left; **Height:** 5-9; **Weight:** 175
Obtained: Selected in the 10th round of the 2012 First-Year Player Draft

Attended UC Santa Barbara...earned All-Big West honors in 2012 with a league-leading .381 batting average, nine triples and 17 stolen bases...signed by JT Stotts.

Year	Club	AVG.	G	AB	R	H	2B	3B	HR	RBI	SH	SF	HP	BB	SO	SB	CS	SLG	OBP	E
2012	Vermont (A)	.266	67	256	34	68	15	5	1	15	6	2	5	24	31	12	5	.375	.338	3
Minor League Totals		.266	67	256	34	68	15	5	1	15	6	2	5	24	31	12	5	.375	.338	3

PEDRO VIDAL (AMADOR)

RHP

Born: San Juan De La Maguana, Dominican Republic, July 31, 1987; **Home:** Tempe, Arizona
Bats: Right; **Throws:** Right; **Height:** 6-0; **Weight:** 214
Obtained: Signed as a non-drafted free agent, June 7, 2006

Signed by Juan Carlos De La Cruz.

Year	Club	W	L	ERA	G	GS	CG	SHO	SV	IP	H	R	ER	HR	HB	BB	IBB	SO	WP	BK
2006	DSL A's-1 (R)	0	0	4.91	4	0	0	0	0	11.0	9	6	6	0	0	2	0	4	0	0
	DSL A's-2 (R)	2	2	2.36	6	6	2	0	0	34.1	33	10	9	0	1	4	0	22	2	0
2007	DSL A's-2 (R)	1	5	2.43	9	9	0	0	0	40.2	37	20	11	1	1	7	1	31	2	1
	DSL A's-1 (R)	0	0	2.60	7	4	0	0	0	34.2	31	12	10	1	0	12	0	15	2	0
2008	DSL A's-2 (R)	0	1	1.80	3	2	0	0	0	15.0	8	4	3	1	1	4	0	11	1	0
	AZL A's (R)	1	0	2.95	14	5	0	0	0	39.2	30	21	13	5	2	10	0	32	3	0
2009	Vancouver (A)	0	1	10.24	6	0	0	0	0	9.2	13	11	11	2	0	4	1	8	0	0
	AZL A's (R)	0	1	3.71	13	0	0	0	3	17.0	22	11	7	1	2	3	0	23	3	1
2010	Vancouver (A)	4	0	2.92	24	0	0	0	0	37.0	46	16	12	0	0	10	0	31	3	0
2011	Burlington (A)	6	3	1.95	36	0	0	0	5	69.1	46	24	15	5	1	23	0	73	3	0
2012	Stockton (A)	1	0	3.43	28	0	0	0	0	39.1	29	16	15	4	0	7	0	37	0	0
Minor League Totals		15	13	2.90	150	26	2	0	8	347.2	304	151	112	20	8	86	1	287	19	2

PEDRO VIOLA

LHP

Born: San Juan de la Maguana, Dominican Republic, June 29, 1983; **Home:** Santo Domingo, Dominican Republic
Bats: Right; **Throws:** Left; **Height:** 6-1; **Weight:** 185
Obtained: Signed to a minor league contract, January 25, 2013

Was originally signed by the Cincinnati Reds organization as a non-drafted free agent, December 7, 2005...signed by Luis Baez and Maximo Rombley...was a Midwest League All-Star in 2007...made one appearance for the Dominican Republic in the 2009 World Baseball Classic...made his Major League debut with Cincinnati in 2009...was claimed off waivers by Baltimore April 21, 2010.

Organizational Players, continued

Year	Club	W	L	ERA	G	GS	CG	SHO	SV	IP	H	R	ER	HR	HB	BB	IBB	SO	WP	BK
2006	DSL Reds	3	5	2.04	15	12	0	0	0	61.2	50	25	14	0	10	20	0	77	1	1
2007	Dayton	3	1	1.87	22	0	0	0	2	43.1	29	14	9	3	1	17	1	49	2	0
	Sarasota	0	1	0.90	10	0	0	0	2	20.0	14	2	2	0	0	7	2	28	1	0
	Chattanooga	0	0	0.95	14	0	0	0	2	19.0	12	3	2	2	0	6	0	17	0	0
2008	Chattanooga	4	7	4.48	52	7	0	0	2	82.1	88	50	41	6	4	36	4	84	6	0
2009	Louisville	2	2	5.47	54	0	0	0	8	49.1	48	30	30	7	0	33	1	57	4	0
	CINCINNATI	0	0	5.14	9	0	0	0	0	7.0	7	4	4	2	0	3	0	5	0	0
2010	Louisville	0	0	0.00	1	0	0	0	0	1.0	0	0	0	0	0	0	0	1	0	0
	Bowie	3	4	3.59	23	10	0	0	0	62.2	61	26	25	2	3	19	2	64	6	0
	Norfolk	0	2	17.65	11	0	0	0	0	8.2	19	18	17	1	1	10	0	8	2	0
	BALTIMORE	0	0	13.50	2	0	0	0	0	1.1	1	2	2	1	0	1	0	3	0	0
2011	Bowie	3	2	2.04	40	0	0	0	4	39.2	26	10	9	2	1	13	1	40	8	0
	BALTIMORE	0	0	9.82	4	0	0	0	0	3.2	6	4	4	3	0	2	0	4	0	0
2012	Bowie	0	2	3.34	25	0	0	0	4	32.1	23	12	12	3	1	8	0	50	4	0
	Norfolk	0	0	7.80	11	0	0	0	0	15.0	14	14	13	4	0	15	1	17	3	2
ML Totals		0	0	7.50	15	0	0	0	0	12.0	14	10	10	6	0	6	0	12	0	0
Minor League Totals		18	26	3.60	278	29	0	0	24	435.0	384	204	174	30	21	184	12	492	37	3

VINCENT PETER VOIRO

RHP

Born: Camden, New Jersey, February 23, 1990; **Home:** Cherry Hill, New Jersey
Bats: Right; **Throws:** Right; **Height:** 6-4; **Weight:** 195
Obtained: Selected in the 15th round of the 2012 First-Year Player Draft

Graduated from the University of Pennsylvania...signed by Ron Vaughn...originally drafted by San Diego in the 47th round of the June, 2011 First-Year Player Draft but did not sign.

Year	Club	W	L	ERA	G	GS	CG	SHO	SV	IP	H	R	ER	HR	HB	BB	IBB	SO	WP	BK
2012	AZL A's (R)	3	2	3.62	14	8	0	0	1	37.1	35	19	15	1	0	8	0	41	3	0
Minor League Totals		3	2	3.62	14	8	0	0	1	37.1	35	19	15	1	0	8	0	41	3	0

BRYAN ANTHONY VOLLMUTH

IF

Goes by "B.A."
Born: Biloxi, Mississippi, Dec. 23, 1989; **Home:** Biloxi, Mississippi
Bats: Right; **Throws:** Right; **Height:** 6-3; **Weight:** 225
Obtained: Selected in the 3rd round of the 2011 First-Year Player Draft

Graduated from Biloxi HS (MS)...attended the University of Southern Mississippi...was named First Team All-Conference USA in 2010 and 2011...signed by Kelcey Mucker...originally drafted by Houston in the 32nd round of the June, 2008 First-Year Player Draft but did not sign...in 2012, tied for first among A's farmhands in doubles, tied for third in hits and runs, was fifth in RBI and total bases, tied for fifth in extra base hits and was 10th in walks.

Year	Club	AVG.	G	AB	R	H	2B	3B	HR	RBI	SH	SF	HP	BB	SO	SB	CS	SLG	OBP	E
2011	Vermont (A)	.500	4	14	8	7	4	1	0	6	0	0	1	2	3	0	1	.929	.588	1
	AZL A's (R)	.148	8	27	3	4	0	0	1	2	0	0	2	3	6	0	0	.259	.281	2
2012	Stockton (A)	.261	65	264	45	69	15	0	7	29	0	1	3	27	70	0	2	.398	.336	23
	Burlington (A)	.260	67	265	37	69	17	1	7	44	0	3	3	29	74	7	1	.411	.337	14
Minor League Totals		.261	144	570	93	149	36	2	15	81	0	4	9	61	153	7	4	.411	.340	40

THOMAS JUDE WALZ III

RHP

Goes by "T.J."
Born: Omaha, Nebraska, Nov. 11, 1988; **Home:** Omaha, Nebraska
Bats: Right; **Throws:** Right; **Height:** 6-0; **Weight:** 185
Obtained: Selected in the 15th round of the 2011 First-Year Player Draft

Graduated from Skutt Catholic HS (NE)...graduated from the University of Kansas...signed by Yancy Ayres...in 2012, ranked third among A's minor leaguers in ERA and eighth in strikeouts.

Year	Club	W	L	ERA	G	GS	CG	SHO	SV	IP	H	R	ER	HR	HB	BB	IBB	SO	WP	BK
2011	Burlington (A)	0	1	3.86	10	0	0	0	0	18.2	13	9	8	2	0	7	0	16	0	0
	Vermont (A)	4	0	0.41	11	0	0	0	0	22.0	14	1	1	0	0	3	0	27	0	0
2012	Stockton (A)	7	6	3.16	39	8	0	0	0	99.2	84	39	35	9	8	36	2	112	8	0
Minor League Totals		11	7	2.82	60	8	0	0	0	140.1	111	49	44	11	8	46	2	155	8	0

JOHN WESLEY WHITAKER**OF**

Goes by "Josh"

Born: Augusta, Georgia, Feb. 8, 1989; **Home:** Evans, Georgia**Bats:** Right; **Throws:** Right; **Height:** 6-3; **Weight:** 225**Obtained:** Selected in the 25th round of the 2010 First-Year Player Draft

Graduated from Augusta Christian HS (GA)...attended Kennesaw State University...signed by Matt Ranson...was named a Midwest League Post-Season All-Star in 2011...was tied for first among all A's minor leaguers in doubles, ranked second in slugging, third in batting average, fourth in on-base percentage and total bases, tied for fourth in extra-base hits, tied for fifth in home runs and ninth in hits...in 2012, was third in slugging, fourth in home runs and tied for ninth in RBI.

Year	Club	AVG.	G	AB	R	H	2B	3B	HR	RBI	SH	SF	HP	BB	SO	SB	CS	SLG	OBP	E
2010	AZL A's (R)	.333	10	39	4	13	6	0	0	4	0	0	0	2	7	1	0	.487	.366	0
	Vancouver (A)	.232	43	142	19	33	5	0	4	22	3	3	1	16	40	6	2	.352	.309	1
2011	Burlington (A)	.326	113	396	67	129	34	3	17	68	0	1	7	44	107	10	2	.556	.402	13
2012	Stockton (A)	.259	99	386	62	100	16	3	20	61	1	3	6	33	122	11	5	.472	.325	5
Minor League Totals		.286	265	963	152	275	61	6	41	155	4	7	14	95	276	28	9	.489	.356	19

Year	Club	W	L	ERA	G	GS	CG	SHO	SV	IP	H	R	ER	HR	HB	BB	IBB	SO	WP	BK
2012	Stockton (A)	0	1	6.75	1	0	0	0	0	1.1	2	1	1	0	0	1	0	1	0	3
Minor League Totals		0	1	6.75	1	0	0	0	0	1.1	2	1	1	0	0	1	0	1	0	3

CHRISTOPHER ASHTON WOLFE**IF**

Goes by "Chris"

Born: Houston, Texas, February 2, 1990; **Home:** Houston, Texas**Bats:** Switch; **Throws:** Right; **Height:** 5-11; **Weight:** 150**Obtained:** Selected in the 30th round of the 2012 First-Year Player Draft

Graduated from Grambling State...signed by Kelcey Mucker.

Year	Club	AVG.	G	AB	R	H	2B	3B	HR	RBI	SH	SF	HP	BB	SO	SB	CS	SLG	OBP	E
2012	AZL A's (R)	.229	21	48	12	11	5	0	0	5	1	0	0	11	11	1	1	.333	.373	3
Minor League Totals		.229	21	48	12	11	5	0	0	5	1	0	0	11	11	1	1	.333	.373	3

JOHN MARVIN WOOTEN**IF****Born:** Goldsboro, North Carolina, January 19, 1991; **Home:** Goldsboro, North Carolina**Bats:** Right; **Throws:** Right; **Height:** 6-4; **Weight:** 210**Obtained:** Selected in the 37th round of the 2012 First-Year Player Draft

Graduated from Eastern Wayne HS (NC)...attended East Carolina University...signed by Neil Avent...originally drafted by San Diego in the 20th round of the June, 2009 First-Year Player Draft but did not sign...in 2012, was named to the New York-Penn League Midseason All-Star team.

Year	Club	AVG.	G	AB	R	H	2B	3B	HR	RBI	SH	SF	HP	BB	SO	SB	CS	SLG	OBP	E
2012	Burlington (A)	.118	5	17	1	2	0	1	0	1	0	1	1	0	6	0	0	.235	.158	0
	Vermont (A)	.286	67	262	27	75	16	1	4	38	2	3	1	16	44	3	6	.401	.326	2
Minor League Totals		.276	72	279	28	77	16	2	4	39	2	4	2	16	50	3	6	.391	.316	2

JONESY JOSE ZARRAGA**OF****Born:** Tucupita, Venezuela, June 3, 1992; **Home:** Tucupita, Venezuela**Bats:** Right; **Throws:** Right; **Height:** 6-0; **Weight:** 194**Obtained:** Signed as a non-drafted free agent, August 11, 2008

Signed by Julio Franco and Ruben Barradas.

Year	Club	AVG.	G	AB	R	H	2B	3B	HR	RBI	SH	SF	HP	BB	SO	SB	CS	SLG	OBP	E
2009	DSL A's (R)	.191	53	136	22	26	5	4	3	13	5	0	16	15	55	5	6	.353	.341	3
2010	DSL A's (R)	.233	10	30	6	7	0	1	0	2	1	0	2	4	7	3	0	.300	.361	0
2011	DSL A's (R)	.206	34	126	15	26	1	2	0	6	0	0	6	12	31	8	6	.246	.306	0
2012	DSL A's (R)	.230	42	161	25	37	9	2	3	17	1	0	7	14	40	11	5	.366	.319	3
Minor League Totals		.212	139	453	68	96	15	9	6	38	7	0	31	45	133	27	17	.325	.325	6

PLAYER DEVELOPMENT

YOUR *Athletics*TM ANYTIME. ANYWHERE. ANY DEVICE.

oaklandathletics.com

Oaklandathletics.com and MLB.com let you connect with the A's®, whether checking in at O.co Coliseum with At the Ballpark, following along with At Bat, the top sports app of all-time, or watching games live or on-demand on your favorite devices with MLB.TV Premium.

Oaklandathletics.com delivers breaking news, up-to-the-moment stats, ticket and gear offers as well as exciting fantasy offerings whenever and wherever you want it on your computer, tablet or mobile phone.

It's your A's. Anytime. Anywhere. Any device.

@Athletics

RFH	Parke	TEX	0	AB	AVG	BILL	STRIKE	OUT	7:09
8	1	5	3	4	0	1	1	1	
						289	1	2	

MLB.com

MLB.com
shop

MLB.tv

At Bat

Ballpark

losathletics.com

oaklandathletics.com/tickets

Miscellaneous



Susan Slusser, A's Beat Writer for the San Francisco Chronicle, is the first woman President of the BBWAA

O.CO COLISEUM



In addition to serving as the home for the Oakland Athletics and Oakland Raiders, the O.co Coliseum plays host to concerts, conventions and other large gatherings.

The A's have used the facility to their advantage over the years, posting a 672-462 (.593) home record over the last 14 seasons, which is tied for fourth best in the majors. In 2003, the A's set an Oakland record for home wins as they finished with a 57-24 (.704) record in the Coliseum, marking the most home wins in franchise history since 1931 when the Philadelphia Athletics went 60-15 at home. In addition, two of the A's World Championships have been clinched on the Coliseum's turf. The Coliseum's sight lines, fine weather and sizable staging areas have all contributed to its popularity among performers, promoters and the Bay Area public.

The facility is conveniently located adjacent to I-880 with two exits (Hegenberger Road/66th Avenue) leading directly to the complex. Along with the Oracle Arena, which is located adjacently, it is the only major entertainment facility with a dedicated stop on the Bay Area Rapid Transit (BART) system. The Oakland International Airport is less than a two-mile drive from the Coliseum with shuttle service to several local hotels and restaurants.

In October of 1995, the Coliseum began a one-year, \$120 million renovation project that added 22,000 new seats, 90 luxury suites, two private clubs and two state-of-the-art scoreboards.

The first crowd filled the Oakland-Alameda County Coliseum on Sept. 8, 1966, when the AFL's Oakland Raiders played the Kansas City Chiefs. The adjacent arena celebrated its grand opening on

Nov. 9, 1966, when the Oakland Seals met the San Diego Gulls in hockey. In the ensuing 46 years, the facility has hosted every conceivable event in the entertainment industry. Audiences numbering nearly 100 million have made the Coliseum and Arena the premier entertainment facilities in Northern California.

When the Miami Marlins opened a new ballpark in 2012, the Coliseum became the only stadium in the country that houses both a MLB and NFL team.

O.CO COLISEUM QUICK FACTS

Location: Adjacent to 880 freeway between Hegenberger Road and 66th Avenue
Seating Capacities: 35,067 (baseball); 63,024 (football); 70,000 (concerts)
Parking Capacity: 8500 slots
Ground Breaking: April 15, 1964
First Event: Oakland Raiders vs. Kansas City Chiefs, Sept. 8, 1966
First Baseball Game: Oakland A's vs. Baltimore Orioles, Apr. 17, 1968
Complex Area: 120 acres
Surface: Natural Grass
Elevation: 22' below sea level

STADIUM DIMENSIONS

Left Field Line: 330 feet	Right Field Line: 330 feet
Straight Away Left Field: 367 feet	Straight Away Right Field: 367 feet
Left Center Field: 362	Right Center Field: 362 feet
Left Center Power Alley: 388 feet	Right Center Power Alley: 388 feet
Straight Away Center Field: 400 feet	
Height of Wall: 8 feet down the lines and to center field; 15 feet in the alleys	
Distance Between First and Third Base to Bullpen Mounds: 100 feet	
Distance Between First and Third Base to Middle of Dugouts: 75 feet	

COLISEUM ATTENDANCE RECORDS

YEARLY ATTENDANCE TOTALS

Year	Home Dates	Total Home Attendance	Home Average	Single Game High-Home	Road Dates	Total Road Attendance	Road Average
1968	78	837,466	10,737	47,233, Apr. 17 vs. BAL	68	960,210	14,121
1969	72	778,232	10,809	35,243, May 10 vs. NY	71	992,124	13,974
1970	77	778,355	10,109	48,758, June 6 vs. DET	73	971,568	13,309
1971	73	914,993	12,534	42,970, May 22 vs. MIN	70	1,222,741	17,468
1972	70	921,323	13,162	47,741, June 12 vs. BAL	71	1,115,553	15,712
1973	79	1,000,763	12,668	47,570, Sept. 10 vs. KC	75	1,382,250	18,430
1974	76	845,693	11,128	47,570, July 8 vs. CLE	77	1,526,630	19,826
1975	77	1,075,518	13,968	46,378, Aug. 11 vs. BOS	72	1,436,383	19,950
1976	79	780,593	9,881	42,592, July 24 vs. KC	74	1,392,109	18,812
1977	72	495,412	6,881	32,346, May 16 vs. NY	75	1,195,138	15,935
1978	72	526,999	7,319	36,463, June 5 vs. BOS	76	1,381,142	18,173
1979	77	306,763	3,984	19,538, July 6 vs. NY	80	1,393,196	17,415
1980	75	842,259	11,230	49,300, Aug. 25 vs. NY	78	1,572,926	20,166
1981	51	1,311,761	25,721	48,592, May 3 vs. NY	51	1,105,337	21,673
1982	78	1,735,489	22,250	48,348, Apr. 6 vs. CAL	78	1,709,054	21,911
1983	77	1,294,941	16,817	45,413, July 4 vs. TEX	76	1,557,202	20,490
1984	79	1,353,281	17,130	46,238, May 28 vs. DET	79	1,565,597	19,818
1985	77	1,334,599	17,332	46,770, July 4 vs. TOR	80	1,666,480	20,831
1986	79	1,314,646	16,641	44,726, Apr. 8 vs. MIN	78	1,614,837	20,703
1987	80	1,678,921	20,987	46,120, Apr. 10 vs. CAL	81	1,930,731	23,836
1988	79	2,287,335	28,954	45,333, Apr. 4 vs. SEA	80	2,251,515	28,144
1989	81	2,667,225	32,929	46,163, Apr. 3 vs. SEA	80	2,283,228	28,540
1990	80	2,900,217	36,253	45,207, Apr. 9 vs. MIN	79	2,597,920	32,885
1991	81	2,713,493	33,500	44,595, June 9 vs. BOS	80	2,636,157	32,952
1992	81	2,494,160	30,792	44,078, Apr. 6 vs. KC	81	2,438,292	30,102
1993	79	2,035,025	25,760	43,627, July 4 vs. NY	79	2,326,919	29,455
1994	56	1,242,692	22,191	44,501, Aug. 7 vs. TEX	58	1,799,360	31,023
1995	71	1,174,310	16,540	42,596, July 3 vs. MIL	71	1,753,085	24,691
1996	80	1,148,380	14,355	36,129, July 5 vs. CAL	79	2,091,338	26,473
1997	79	1,264,218	16,003	50,792, Sept. 1 vs. SF	80	2,362,054	29,526
1998	79	1,232,339	15,599	48,241, Aug. 1 vs. CLE	81	2,331,755	28,787
1999	81	1,434,610	17,711	51,263, July 17 vs. SF	80	2,238,111	27,976
2000	81	1,728,886	21,344	54,268, July 8 vs. ARZ	80	2,466,594	30,832
2001	81	2,133,277	26,337	51,838, July 3 vs. ANA	80	2,266,814	28,335
2002	81	2,169,811	26,788	55,528, Sept. 4 vs. KC	81	2,416,196	29,830
2003	81	2,216,596	27,365	55,601, July 5 vs. Anaheim	80	2,151,375	26,892
2004	81	2,201,516	27,179	55,989, June 26 vs. San Francisco	81	2,585,067	31,914
2005	81	2,109,118	26,038	47,385, August 13 vs. Minnesota	81	2,420,496	29,883
2006	81	1,976,625	24,403	35,077, nine times	80	2,575,336	32,192
2007	81	1,921,834	23,726	35,077, nine times	81	2,649,528	32,710
2008	81	1,665,256	20,559	44,735, March 26 vs. Boston*	79	2,365,526	29,943
2009	81	1,408,783	17,392	36,067, April 10 vs. Seattle	80	2,316,520	28,957
2010	81	1,418,391	17,511	35,067, twice	81	2,407,313	29,720
2011	80	1,476,791	18,460	36,067, four times	81	2,468,614	30,477
2012	81	1,679,013	20,729	44,227, March 28 vs. Seattle*	81	2,428,269	29,979
Totals	3477	66,827,940	19,220		3457	86,318,590	24,969
Yearly Average		1,485,065				1,918,191	

* Tokyo, Japan

O.CO COLISEUM SINGLE-GAME TICKET PRICES

Diamond Level	\$210	Plaza Club	\$34	Plaza Reserved	\$9
Field Box	\$90	Plaza Infield	\$26	Value Deck	\$12
BBQ Terrace	\$50	Field Level	\$26		
MVP Infield	\$48	Plaza Level	\$24		
Field Infield	\$35	Plaza Outfield	\$18		
Lower Box	\$35	Bleachers	\$13		

*All games will be priced dynamically based on market demand.

Coliseum Attendance Records, continued

ALL-TIME OAKLAND ATTENDANCE RECORDS

Season	Total	5,498,137 (1990)
	Home	2,900,217 (1990)
	Road	2,649,528 (2007)
	Homestand	518,534 (July 12-26, 1990; 14 dates)
	Homestand Avg.	39,667 (Aug. 7-12, 2001; 238,000 in 6 dates)
	Road Trip	450,462 (June 14-27, 2002; 13 dates)
	Home vs. One Club	296,512 (Los Angeles, 2005; 10 dates)
	Road vs. One Club	443,347 (Texas, 2012; 10 dates)
	Home Sellouts	20 (1990)
	Consecutive Sellouts	5 (July 22-26, 1989; Baltimore 2 and California 3)
	Single Game	Home
Home, Regular Season		55,989 (San Francisco; June 26, 2004-N)
Road		62,038 (San Francisco; Oct. 27, 1989-N)
Road, Regular Season		61,696 (California; Aug. 11, 1989-N)
Day, Home		55,413 (San Francisco; June 22, 2003)
Day, Road		60,326 (California; Aug. 13, 1989)
Night, Home		55,989 (San Francisco; June 26, 2004-N)
Smallest, Home		653 (Seattle; Apr. 17, 1979-N)
Smallest, Road		1,201 (Baltimore; May 11, 1989-D)
Doubleheader		Home
	Road	53,565 (Detroit; July 25, 1971-D)
	Twi-Night, Home	47,768 (New York; June 13, 1980)
	Twi-Night, Road	51,017 (Minnesota; July 28, 1990)
Season Opener	Home	53,498 (Detroit; Apr. 3, 2000-N)
	Home, Secondary	47,233 (Baltimore; Apr. 17, 1968-N)
	Road	52,012 (Milwaukee; Apr. 5, 1994-D)
	Road, Secondary	56,717 (New York; Apr. 10, 1998-D)
Three Date Series	Home	158,152 (San Francisco; June 25-27, 2004)
	Road	175,058 (California; Aug. 11-13, 1989)
Four Date Series	Home	162,410 (New York; July 18-21, 1991)
	Road	201,607 (Toronto; July 9-12, 1992)

TOP REGULAR SEASON CROWDS IN OAKLAND

Attend.	Opponent	Date	Day	W-L
55,989	San Francisco	June 26, 2004	Saturday-N	W
55,601	Anaheim	July 5, 2003	Saturday-N	L
55,528	Kansas City	Sept. 4, 2002	Wednesday-N	W
55,413	San Francisco	June 22, 2003	Sunday-D	W
54,513	New York	Apr. 24, 2002	Wednesday-N	L
54,268	Arizona	July 8, 2000	Saturday-N	W
54,123	San Francisco	June 30, 2002	Sunday-D	W
53,974	San Francisco	June 27, 2004	Sunday-D	L
53,802	Kansas City	July 5, 2002	Friday-N	W
53,501	San Francisco	June 29, 2002	Saturday-D	L

LARGEST COLISEUM BASEBALL CROWDS

Attend.	Opponent	Date	Day	W-L
55,989	San Francisco	June 26, 2004	—	W
55,861	New York	Oct. 13, 2001	ALDS, Game 3	L
55,601	Anaheim	July 5, 2003	Fireworks	L
55,528	Kansas City	Sept. 4, 2002	AL Record 20th w straight win	W
55,413	San Francisco	June 22, 2003	—	W
54,513	New York	Apr. 24, 2002	—	L
54,268	Arizona	July 8, 2000	Fireworks	W
54,123	San Francisco	June 30, 2002	—	W
53,974	San Francisco	June 27, 2004	—	L
53,802	Kansas City	July 5, 2002	Fireworks	W

TOP REGULAR SEASON CROWDS ON THE ROAD

Attend.	Opponent	Date	Day	W-L
61,696	California	Aug. 11, 1989	Friday-N	W
60,326	California	Aug. 13, 1989	Sunday-D	L
58,963	California	Apr. 24, 1982	Saturday-N	L
56,717	New York	Apr. 10, 1998	Friday-D	L
56,710	New York	Apr. 11, 1997	Friday-D	W
56,535	Seattle	Sept. 20, 1996	Friday-N	L
56,103	Seattle	Sept. 21, 1996	Saturday-N	L
55,927	Seattle	Sept. 28, 1997	Sunday-D	W
55,588	Seattle	Sept. 26, 1997	Friday-N	W
55,034	New York	May 30, 1987	Sunday-D	L

LARGEST CROWDS ON THE ROAD

Attend.	Opponent	Date	Day	W-L
62,038	San Francisco	Oct. 27, 1989	World Series, Game 3	W
62,032	San Francisco	Oct. 28, 1989	World Series, Game 4	W
61,696	California	Aug. 11, 1989	—	W
60,326	California	Aug. 13, 1989	—	L
58,963	California	Apr. 24, 1982	—	L
56,915	New York	Oct. 7, 2000	ALDS, Game 4	W
56,717	New York	Apr. 10, 1998	—	L
56,710	New York	Apr. 11, 1997	—	W
56,697	New York	Oct. 10, 2001	ALDS, Game 1	W
56,684	New York	Oct. 11, 2001	ALDS, Game 2	W

TOP REGULAR SEASON CROWDS VS. CLUBS

Club	Home	
	Attendance	Date
Arizona	54,268	July 8, 2000
Atlanta	35,618	June 11, 2003
Baltimore	47,741	June 12, 1972
Boston	50,863	Aug. 8, 2001
Chicago	45,712	July 2, 2005
Cincinnati	29,601	June 9, 2004
Cleveland	48,241	Aug. 1, 1998
Colorado	25,333	June 15, 1997
Detroit	53,498	Apr. 3, 2000
Florida	22,461	June 22, 2008
Houston	35,065	June 9, 2002
Kansas City	55,528	Sept. 4, 2002
Los Angeles-AL	55,601	July 5, 2003
Los Angeles-NL	35,163	July 14, 2001
Milwaukee	45,398	Apr. 3, 1984
Minnesota	47,385	Aug. 13, 2005
Montreal	31,024	June 15, 2003
New York-AL	54,513	Apr. 24, 2002
New York-NL	27,598	June 15, 2005
Philadelphia	30,619	June 19, 2005
Pittsburgh	34,328	June 13, 2004
San Diego	40,374	July 2, 1998
San Francisco	55,989	June 26, 2004
Seattle	46,786	Apr. 17, 1981
St. Louis	35,077	June 17, 2007
Tampa Bay	48,089	August 28, 2004
Texas	45,606	Oct. 1, 2000
Toronto	46,770	July 4, 1985

Club	Road	
	Attendance	Date
Arizona	36,976	July 7, 2001
Atlanta	38,324	May 17, 2008
Baltimore	50,071	July 27, 1991
Boston	38,294	July 6, 2009
Chicago	43,297	June 16, 1990
Chicago-NL	40,145	June 20, 2004
Cincinnati	27,246	June 22, 2002
Cleveland	49,989	July 7, 1990
Colorado	48,308	Aug. 30, 1997
Detroit	53,565	July 25, 1971
Florida	10,215	June 4, 2003
Houston	42,024	June 14, 2007
Kansas City	41,329	Sept. 21, 1980
Los Angeles-AL	61,696	Aug. 11, 1989
Los Angeles-NL	51,392	Aug. 28, 1997
Milwaukee	54,987	Sept. 27, 1992
Minnesota	52,080	Aug. 17, 1991
New York	56,717	Apr. 10, 1998
New York-NL	52,920	June 23, 2007
Philadelphia	45,863	June 26, 2010
Pittsburgh	30,549	June 19, 2002
San Diego	39,874	June 28, 2006
San Francisco	47,719	July 3, 1997
Seattle	56,535	Sept. 20, 1996
St. Louis	43,682	June 19, 2010
Tampa Bay	35,325	July 26, 1998
Texas	50,708	July 31, 2004
Toronto	50,529	Sept. 8, 1993
Washington	28,741	June 8, 2005

COLISEUM RAINOUTS & SHORTENED GAMES

RAINFOUTS AT O.CO COLISEUM

1972	vs. Minnesota, Sept. 25	1982	vs. Seattle, Apr. 10	1993	vs. Cleveland, Apr. 23
	vs. Minnesota, Sept. 26	1983	vs. Boston, Apr. 23		vs. Minnesota, May 27
	vs. Cincinnati, Oct. 17		vs. Detroit, Apr. 30	1996	vs. Baltimore, May 15
1978	vs. California, Apr. 15		vs. Chicago, Sept. 30	1997	vs. Boston, Aug. 19
	vs. Minnesota, Apr. 24	1988	vs. Cleveland, May 6	1998	vs. New York, Apr. 3
1979	vs. New York, Apr. 26	1990	vs. Cleveland, May 27		vs. Detroit, May 5

SHORTENED GAMES IN OAKLAND

1968	vs. Detroit, May 24 (called after 7 innings tied at 2-2)
1971	vs. Kansas City, Apr. 9 (called after top of the 6th; A's won 5-0)
1999	vs. New York, Apr. 5 (called after 8 innings; A's won 5-3)
2002	vs. Seattle, Apr. 16 (called after top of the 7th; A's lost 6-2)
2005	vs. Texas, May 4 (called after top of the 9th; A's lost 16-7)
2012	vs. Kansas City, April 10 (called with two outs in top of 8th; A's lost 3-0)

O.CO COLISEUM BATTING PRACTICE SCHEDULE

	12:35 Game Time	1:05 Game Time	6:05 Game Time	7:05 Game Time
A's Hit	Until 11:00	Until 11:30	Until 4:30	Until 5:30
Visitors Hit	11:00 - 11:40	11:30 - 12:10	4:30-5:10	5:30 - 6:10
A's Infield	11:40 - 11:50	12:10 - 12:20	5:10-5:20	6:10 - 6:20
Visitors Infield	11:50 - 12:00	12:20 - 12:30	5:20-5:30	6:20 - 6:30

MEDIA INFORMATION AND POLICIES

WORKING PRESS CREDENTIALS: Credentials will be issued only to legitimate media. Season credentials will be issued to those news agencies that cover the Athletics on a daily basis. Requests for daily credentials must be submitted by the affiliation's editor, producer or director on Major League Baseball's online site <https://credentials.mlb.com> 72 hours in advance. All credentials are non-transferable. All members of the media must be on assignment. No freelance journalists will be credentialed. Please submit all credential requests to Debbie Gallas, media services manager.

PHOTO CREDENTIALS: Photo passes will be issued to photographers on assignment from legitimate news gathering organizations and representatives licensed by Major League Baseball. The Oakland A's will not issue credentials to freelance photographers. Priority in all photo areas will be granted to news organizations on deadline and those holding season credentials. All photographs taken are to be used for news-gathering purposes or officially licensed products. Any other use of photographs will be considered a violation of existing trademark and copyright restrictions.

ON-LINE CREDENTIALING POLICY: Media credentials for on-line media services will be granted only to those agencies licensed by Major League Baseball (MLBAM, News Digital Media and ESPN Internet Ventures) to provide "real-time" accounts and descriptions of A's home games; or to those on-line services that are part of a national newsgathering agency; reach a broad audience; produce original content; have an established record of producing original content; and employ full-time journalists. This policy is encouraged by Major League Baseball and allows the Oakland Athletics to maintain quality control in the press box and clubhouses.

ROVING CAMERAS: Television cameras are prohibited from roving in the stands at all times. For the comfort of fans, interviews are to be conducted on the concourse and not in the stands while the game is in progress.

PRESS WILL CALL: Starting two-and-a-half hours before game time, credentials may be picked up at Press Will Call located on the Plaza Level between the Stadium and the Arena. Prior to that, credentials may be picked at the Ticket Services Office located in the Coliseum across the plaza from the A's executive offices.

CLUBHOUSES: The Athletics clubhouse is located on the third base side and the visitors' is located on the first base side. Access can be obtained by taking the press elevator to the first floor or through the door on the right near the end of the hall after you enter through the North Press Gate. Only credentialed media with clubhouse access will be admitted. TV cameras and photographers are not allowed in the clubhouse prior to the game and only TV cameras are permitted in the clubhouse following the game (no still photographers). The A's clubhouse is open to the media three-and-a-half hours prior to the game and then will close when the A's take the field for batting practice. The clubhouse will open no earlier than five minutes or no later than 10 minutes following the game. At times, certain additional restrictions may be imposed. **Please do not lounge in the clubhouse at any time.** The break area, the trainer's room and the umpire's dressing room are off limits to the media. If a comment or interpretation from the umpire crew chief is needed, a pool reporter may be assigned.

FIELD ACCESS: Only credentialed media with field access will be allowed onto the field. All media must clear the field immediately following batting practice. Only newspaper and magazine photographers will be allowed on the field level during the game.

POST-GAME PROCEDURES: Manager Bob Melvin will be available to the media in the media interview room immediately after the conclusion of the game. Please ask any questions of the manager related to the game during this post-game session. Also, please be respectful of those members of the media who are on deadline when directing questions to the manager and players. **Once again, please do not lounge in the clubhouse or attempt to conduct full-length interviews after a game.**

LIVE TRANSMISSIONS: Non-rightsholders are permitted to transmit live reports from O.co Coliseum prior to and after every game. Live television shots by non-rightsholders are prohibited while the rightsholder is on the air and the game is in progress. Radio stations and assigned correspondents for out-of-town reports are allowed to give inning or half-inning updates. Reports must be confined to between-innings only, limited to 60 seconds in length, and limited to six per game. A violation of these Major League Baseball guidelines may result in the revocation of credentials.

CELLULAR PHONES: The use of cellular phones for radio interviews is prohibited on the field or in the clubhouse. All phone interviews must be arranged through the Athletics Public Relations Department.

FLIP CAMS: No flip cams are allowed in the A's clubhouse.

SCOUTS: Major League scouts are not allowed to scout from the press box during the game. However, scouts are welcomed in the press box prior to first pitch to pick up game information.

PRESS BOX: The press box and all broadcast positions are located on the loge level. Access is by the press elevator only. The first base side of the press box is reserved for print media while the third base side is reserved for electronic media. The press box is a working area. Cheering and loud conversation will not be permitted. The Oakland A's prohibit any person under the age of 18 from entering the press box on game days without prior approval from the A's public relations department. **Guests are not allowed in the press box without prior approval from the A's Public Relations Department.**

PRESS LOUNGE: The press lounge is located behind Section 117 (level one from the press elevator). It opens two hours prior to the game and closes at game time. The charge is \$10.00 and meal tickets are available for purchase in the lounge. Media members must be properly credentialed for admittance into the dining room.

PUBLIC RELATIONS OFFICE: The Oakland Athletics Public Relations Office is located within the team's executive offices on the east side of the Coliseum Arena. The offices are located directly across the plaza from the Ticket Services Office.

PRESS BOX SERVICES: Game notes, statistics, starting lineups and other pertinent news releases from both teams are available on the first base side of the press box for working press and scouts only. Post-game notes and the game's box score will be available shortly after the conclusion of the game. Information guides for all clubs are available upon request from a member of the A's public relations staff in the press box. All information is also available on-line at <http://pressbox.oaklandathletics.com>.

AUTOGRAPH POLICY: Credentialed members of the media are prohibited from requesting autographs or equipment on the playing field, in the dugout or in the clubhouses. Any violation of this policy will result in immediate revocation of the credential and bar future use.

TELEPHONES, WIFI SERVICE: Phone lines in the main press box may be ordered by calling Doug Tsang of AT&T at (510) 334-4175. Additionally, complimentary WiFi service is available in the press box.

TICKETS: All requests for media complimentary tickets must be made to Debbie Gallas at least 48 hours prior to game time. When available, tickets may be picked up at Press Will Call. There is a limit of two tickets per game.

OAKLAND ATHLETICS PUBLIC RELATIONS DEPARTMENT



Bob Rose



Kristy Mendes



Mike Selleck



Debbie Gallas



Adam Loberstein

Public Relations Staff

Bob Rose, Director of Public Relations
Kristy Mendes, Senior Manager of Player and Media Relations
Mike Selleck, Baseball Information Manager
Debbie Gallas, Media Services Manager
Adam Loberstein, Media Relations & Broadcasting Coordinator

Direct Phone

(510) 563-2380
563-2236
563-2233
563-2207
563-2248

E-Mail Address

brose@oaklandathletics.com
kmendes@oaklandathletics.com
mselleck@oaklandathletics.com
dgallas@oaklandathletics.com
aloberstein@oaklandathletics.com

7000 Coliseum Way • Oakland, CA 94621
(510) 638-4900 • FAX: (510) 562-1633
Virtual Press Box: pressbox.oaklandathletics.com
Website: oaklandathletics.com

ATHLETICS ON THE AIR

KEN KORACH

Radio Play-by-Play

The 2013 season marks Ken Korach's 22nd year in the American League, his 18th season with the A's, and his eighth as the team's lead radio announcer.

In the long history of the A's in Oakland, only the legendary Bill King has spent more years doing radio play-by-play for the team.

Korach began his baseball career in 1981, when he worked the first of two seasons with the Redwood Pioneers of the California League. He also spent five full seasons broadcasting in the Pacific Coast League, in 1986-87 for Phoenix and 1989-1991 for Las Vegas.

Korach was hired by the Chicago White Sox in 1992 and he spent four years with the Sox, working mostly weekend games.

Korach began his broadcasting career at KTOB Radio in Petaluma in 1980, and he was hired as a sports anchor and voice of San Jose State football by KCBS Radio in San Francisco in 1985. He spent 22 seasons broadcasting college basketball and 14 seasons of college football for Sonoma State University, San Jose State and UNLV, where he spent 12 seasons as the voice of the Runnin' Rebels on radio and television.

Korach was inducted into the Nevada Broadcasters Hall of Fame in 2003, was the 2001 Nevada Sportscaster of the Year, and his 1986 KCBS broadcast of the San Jose State-Fresno State football game was voted the top play-by-play performance that year for California and Nevada by the Associated Press Radio and Television Association.

Korach's national work includes broadcasting selected major league games for ESPN Radio in 2009 and several bowl games, including the Peach, Las Vegas and Senior Bowls.

Korach's charitable work includes the establishment of Ken Korach's A's Winning for the Community, which raised over \$50,000 for the high school baseball programs in Oakland, including Ken's personal donation of \$15,000. Korach was honored with a proclamation by the Oakland School Board in 2009, and he currently serves on the advisory board for the Oakland Tech High School Field of Dreams.

Ken is a graduate of UC Santa Barbara and lives in Henderson, Nev. in the off-season with his daughter, Emilee, and wife Denise, the director of baseball administration for the Las Vegas 51s of the PCL.



VINCE COTRONEO

Radio Play-by-Play

Vince Cotroneo begins his eighth season in the A's radio booth, where he again will work with broadcast partners Ken Korach and Ray Fosse in continuing the team's tradition of broadcasting excellence.

Prior to joining the A's, Cotroneo spent six seasons (1998-2003) as an announcer on the Texas Rangers broadcasts, where he partnered with Eric Nadel on the Rangers Radio Network. He also worked a handful of games on the television side during the 2002 season. Cotroneo joined the Rangers broadcast team in 1998 after spending seven seasons (1990-96) with the Houston Astros.

A 24-year broadcasting veteran, Cotroneo began his career with the Single-A Lynchburg Mets in 1984. He spent the next three seasons with the Double-A El Paso Diablos in the Milwaukee system before moving onto the Triple-A Iowa Cubs for the 1988 season. In his only season with Iowa, he was selected as the National Association's Minor League Announcer of the Year. Cotroneo joined the Astros organization the following season and was the radio voice of the Tucson Toros for two seasons (1989-90) before landing his first Major League job with the Astros in 1991.

A 1983 graduate of the University of Central Florida, Cotroneo and his wife, Veronica, have three children, Dominic, Olivia and Sophia.



RAY FOSSE

Radio and Television Analyst

Ray Fosse, former two-time major league all-star catcher and Emmy Award-winning broadcaster, celebrates his 28th consecutive season on radio and his 25th season in the television booth as the A's game analyst.

Fosse, a 12-year major league veteran, played for the Cleveland Indians, Oakland A's, Seattle Mariners and Milwaukee Brewers, compiling a .256 batting average with 61 home runs. A native of Marion, Ill., Fosse attended Southern Illinois University, and was Cleveland's No. 1 draft pick in 1965. He made his major league debut with the Tribe in 1967 and spent the next six seasons in Cleveland. Fosse enjoyed his most productive season in 1970 when he batted .307 with a career-high 18 home runs and 61 RBI. He was named the American League All-Star catcher, received the Rawlings Gold Glove as the best defensive catcher in the American League, and was voted Co-Man of the Year with Sam McDowell that season.

In 1971, Fosse was named starting catcher for the American League All-Star Team and received his second Rawlings Gold Glove. He was traded to the Oakland A's in 1973, and played for the 1973 and 1974 World Champions in Oakland. In 2002, Fosse was voted one of the 100 greatest players in Cleveland Indians' history.

Ray and his wife, Carol, were married April 4, 1970, and reside in California and Arizona, where they are active in several charitable organizations. They have two daughters, Nikki and Lindsey, and two grandsons, Matthew and Joseph.



GLEN KUIPER

Television Play-by-Play

Glen Kuiper begins his 10th season in the A's television booth as the club's lead play-by-play voice.

Kuiper has covered the Bay Area baseball scene for Comcast SportsNet since 1992, serving as pre-game host and fill-in play-by-play announcer for both A's and Giants telecasts. He has also worked on Comcast SportsNet's Golden State Warrior and San Jose Sharks telecasts, along with numerous collegiate assignments. He has also handled sideline reporting duties for select National Football League games on Fox. Kuiper has won seven Northern California Emmy Awards for his coverage of Bay Area Sports teams.

Glen is the youngest brother in a talented broadcasting family. His oldest brother, Duane, is a long-time member of the San Francisco Giants announcing team while older brother, Jeff, produces the Giants Comcast SportsNet Bay Area telecasts.

Kuiper graduated from San Francisco State University with a bachelor's degree in broadcasting. He also attended the University of New Orleans and spent three years in the minor leagues. A native of Racine, Wis., Kuiper resides in Danville, Calif. with his wife, Amanda and two children, Jack and Annette.



SCOTT HATTEBERG

Television Analyst

Scott Hatteberg, who enjoyed a 14-year Major League playing career that included four seasons with the Oakland Athletics, returns for his second season as an A's television analyst. It is also his third year serving as a special assistant to baseball operations with the club.

Hatteberg was a .273 lifetime hitter with 106 home runs and 527 RBI in the big leagues, playing for the Boston Red Sox (1995-2001), Athletics (2002-05) and Cincinnati Reds (2006-08). His conversion from catcher to first base with the A's in 2002 was the subject of a chapter of Michael Lewis' award-winning book, *Moneyball*, and actor Chris Pratt would later depict his character in the Oscar-nominated movie of the same name.

Perhaps the seminal moment of his career came in his first season with the A's, when he launched a pinch-hit, walk-off home run in the bottom of the ninth inning to give Oakland a 12-11 victory over



Athletics On The Air, continued

Kansas City and an American League record 20-game winning streak. Hatteberg was a key member of A's playoff teams in both 2002 and 2003.

A native of Salem, Ore., Hatteberg played on Washington State teams than won three straight Pac-10 Northern Division titles, with him named both captain and MVP of the 1991 Cougars' club. He also was a member of the U.S. National Baseball Team at the 1990 Goodwill Games.

Hatteberg and his wife, Elizabeth, have three daughters, Lauren, Ella and Sophia. They live in Gig Harbor, Wash.

AMAURY PI-GONZÁLEZ

Radio Play-by-Play (Spanish)

Amaury Pi-González, a pioneer in establishing Spanish baseball radio play-by-play in the Bay Area, serves as the "Voice of the A's" for all Spanish broadcasts. This will be his 20th season doing A's broadcasts, having filled that role from 1978-93, 2009-10 and again last season.

Well-known and respected in both English and Spanish media circles, Pi-González enters his 36th season in Major League Baseball in 2012. He began his career in 1977 with the Athletics, and has also broadcast for the San Francisco Giants, Seattle Mariners and Los Angeles Angels. For a third straight year, he will also do selected games for the Angels on Fox Sports Network West in Southern California.

During his tenure, Pi-González has called the 1986 World Series for CBS Hispanic Network, the 1988, 1989 and 1990 Series for the A's, and the 2002 Series for the Giants. The Fremont, Calif. resident previously served five years as sports anchor for Telemundo TV48 in San Jose and was the Spanish voice for the NBA's Golden State Warriors (1992-98) and Los Angeles Clippers. In addition, he was the English voice for the Caribbean World Series for Fox Sports International in 2001 and 2002.

Born in Cuba, Amaury was inducted into the Cuban Sports Hall of Fame in 2004 and into the Hispanic Heritage Baseball Museum in 2004. Since 2002, he has been nominated each year for the prestigious Ford C. Frick Broadcasters Award in Baseball's Hall of Fame in Cooperstown, N.Y. He was inducted into the Bay Area Radio Hall of Fame in 2009.



MANOLO HERNÁNDEZ-DOUEN

Radio Analyst (Spanish)

Manolo Hernández-Douen is in his fifth season as the Athletics analyst for Spanish broadcasts. He has over 42 years of experience in journalism, and has covered a variety of sports during that span.

A graduate of Universidad Católica Andrés Bello in his native Caracas, Hernández-Douen has covered the Olympic and Pan American Games, world championship boxing matches and winter league baseball, including the Caribbean Series. He was Venezuela's Sportswriter of the Year in 1979 and for five seasons was the basketball radio analyst for the Caracas Liga Especial de Baloncesto team.

Since moving to California in 1982, he has covered the NBA and Major League Baseball for several of the highest circulation Spanish newspapers in the United States including *La Opinión* in Los Angeles. Most recently, he was the Sports Editor for *El Nuevo Herald* in Miami from 2000 to 2007, and since the 2008 season, he has covered feature stories as a freelance writer for *lasmayores.com* (MLB in Spanish), *beisbol.net* and *beisbolporgotas.com*.

A proud father of two, Franklin and Cristina, and Kayla's grandfather, Manolo resides in San Francisco.



2013 A'S RADIO NETWORK

Station	On Dial	City	Station	On Dial	City	Station	On Dial	City
KAHI	950 AM	Auburn	KGMZ	95.7 FM	S.F./Oakland	KRKC	1490 AM/ 104.9 FM	King City
KATA	1340 AM	Eureka	KHTK	1140 AM	Sacramento	KVON	1440 AM	Napa
KBLF	1490 AM	Red Bluff	KMYC	1410 AM	Marysville	KXBX	1270 AM	Lakeport
KESP	970 AM	Modesto	KNRO	1670 AM	Redding			
KFTP	790 AM	Fresno	KPOD	1240 AM	Crescent City			

A'S TELEVISION AND RADIO

COMCAST SPORTSNET CALIFORNIA: The Oakland Athletics entered into a long-term agreement with Comcast SportsNet California in 2009. Over 145 A's games are televised exclusively on the Northern California cable outlet with Glen Kuiper and Ray Fosse calling the action in High Definition. CSNCA will also produce a pre- and post-game show for every telecast.

95.7 FM THE GAME: The Oakland Athletics and 95.7 FM The Game are in the third year of a four-year contract for the station to serve as flagship of the A's Radio Network. 95.7 FM, a San Francisco-based station featuring a daily sports talk format, will broadcast all 162 regular season games plus 13 Spring Training games. The station will also feature special programming with A's baseball personnel.

KIQI 1010 AM/KATD 990 AM/KWRU 1300 AM: Serving as the Spanish language home of Oakland A's baseball, KIQI (1010 AM, San Francisco), KATD (990 AM, Pittsburg) and KWRU (1300 AM, Fresno) will broadcast approximately 70 weeknight and weekend home games from the Coliseum this season. The games will be simulcast on all three stations, with full coverage in the Bay Area and a signal that will reach as far north as Sacramento and south to Fresno.

ATHLETICS BROADCAST HISTORY

1938 WIBG By Saam	1959 WDAF Merle Harmon, Bill Grigsby	1973 KEEN Monte Moore, Jim Woods
1939 WIBG By Saam	1960 WDAF Merle Harmon, Bill Grigsby	KTVU-TV Monte Moore, Jim Woods
1940 WIBG By Saam, Claude Haring	1961 WDAF Merle Harmon, Bill Grigsby	1974 KEEN Monte Moore, Jon Miller, Bill Rigney
1941 WIBG By Saam, Claude Haring	1962 KCMO Monte Moore, Bruce Rice	KTVU-TV Monte Moore, Jon Miller
1942 WIBG By Saam, Claude Haring	1963 KCMO Monte Moore, George Bryson	1975 KEEN Monte Moore, Bob Waller
1943 WIBG By Saam, Claude Haring	1964 KCMO Monte Moore, George Bryson	KPIX-TV Monte Moore, Bob Waller
1944 WIBG By Saam, Claude Haring	1965 KCMO Monte Moore, Red Rush	1976 KNBR Monte Moore, Bob Waller
1945 WIBG By Saam, Claude Haring	1966 KCMO Monte Moore, Lynn Faris	Monte Moore, Bob Waller
1946 WIBG By Saam, Claude Haring	1967 KCMO Monte Moore, Lynn Faris	KPIX-TV Monte Moore, Wayne Walker
1947 WIBG By Saam, Claude Haring	1968 KNBR Monte Moore, Al Helfer	1977 KNBR Monte Moore, Bob Waller
1948 WIBG By Saam, Claude Haring	KBHK-TV Monte Moore, Al Helfer	KPIX-TV Monte Moore, Wayne Walker
1949 WIBG By Saam, Claude Haring	1969 KNBR Monte Moore, Al Helfer	1978 KNEW Bud Foster, Jim Peterson, Curt Flood
1950 WIBG By Saam, Claude Haring	KBHK-TV Monte Moore, Al Helfer	KPIX-TV Monte Moore, Wayne Walker,
1951 WIBG By Saam, Claude Haring	1970 KNBR Monte Moore, Harry Caray	Curt Flood
1952 WIBG By Saam, Claude Haring	KBHK-TV Monte Moore, Harry Caray	1979 KKIS Red Rush, Hal Ramey
1953 WIBG By Saam, Claude Haring	1971 KEEN Monte Moore, Bob Elson, Red Rush	KPIX-TV Monte Moore, Wayne Walker
1954 WIBG By Saam, Claude Haring	KBHK-TV Monte Moore, Bob Elson	1980 KDIA Red Rush, Dom Valentino, Ted Robinson
1955 WDAF Merle Harmon, Larry Ray	1972 KEEN Monte Moore, Jim Woods, Jim Piersall	KPIX-TV Monte Moore, Wayne Walker
1956 WDAF Merle Harmon, Larry Ray	KBHK-TV Monte Moore, Jim Woods	1981 KSFO Bill King, Lon Simmons, Wayne Hagin
1957 WDAF Merle Harmon, Ed Edwards		KPIX-TV Bill King, Wayne Walker
1958 WDAF Merle Harmon, Ed Edwards, Bill Grigsby		

Athletics Broadcast History, continued

1982	KSFO Bill King, Lon Simmons, Wayne Hagin KCRA-TV Bill King, Lon Simmons, Harmon Killebrew	1992	KSFO Bill King, Lon Simmons, Ray Fosse KPIX-TV, KICU-TV, SportsChannel Monte Moore, Ray Fosse, Greg Papa, Reggie Jackson, Bill Rigney	2002	KFRC Bill King, Ken Korach, Ray Fosse KICU-TV, Fox Sports Bay Area Greg Papa, Ray Fosse
1983	KSFO Bill King, Lon Simmons, Wayne Hagin KBHK-TV Bill King, Lon Simmons, Bill Rigney	1993	KNEW Bill King, Lon Simmons, Ray Fosse KRON-TV, SportsChannel Greg Papa, Dick Stockton, Ray Fosse	2003	KFRC Bill King, Ken Korach, Ray Fosse KICU-TV, Fox Sports Bay Area Greg Papa, Ray Fosse
1984	KSFO Bill King, Lon Simmons, Wayne Hagin KBHK-TV Bill King, Lon Simmons, Bill Rigney	1994	KFRC Bill King, Lon Simmons, Ray Fosse KRON-TV, SportsChannel Greg Papa, Dick Stockton, Ray Fosse	2004	KFRC Bill King, Ken Korach, Ray Fosse KICU-TV, Fox Sports Bay Area Hank Greenwald, Ray Fosse, Glen Kuiper, Tim Roye
1985	KSFO Bill King, Lon Simmons, Wayne Hagin KPIX-TV Bill King, Lon Simmons, Ted Robinson	1995	KFRC Bill King, Lon Simmons, Ray Fosse KRON-TV, SportsChannel Greg Papa, Dick Stockton, Ray Fosse	2005	KFRC Bill King, Ken Korach, Ray Fosse KICU-TV, Fox Sports Bay Area Hank Greenwald, Ray Fosse, Glen Kuiper, Tim Roye
1986	KSFO Bill King, Lon Simmons, Ray Fosse KPIX-TV Bill King, Lon Simmons, Ted Robinson	1996	KFRC Bill King, Ken Korach, Ray Fosse KRON-TV, Sports Channel Greg Papa, Ken Wilson, Ray Fosse	2006	KYCY Ken Korach, Vince Cotroneo, Ray Fosse KICU-TV, Fox Sports Bay Area Glen Kuiper, Ray Fosse, Tim Roye
1987	KSFO Bill King, Lon Simmons, Ray Fosse KPIX-TV Bill King, Lon Simmons, Ted Robinson	1997	KFRC Bill King, Ken Korach, Ray Fosse KRON-TV, SportsChannel Greg Papa, Ken Wilson, Ray Fosse	2007	KFRC/KYCY Ken Korach, Vince Cotroneo, Ray Fosse KICU-TV, Fox Sports Bay Area Glen Kuiper, Ray Fosse
1988	KSFO Bill King, Lon Simmons, Ray Fosse KPIX-TV Monte Moore, John Shrader, Ray Fosse	1998	KFRC Bill King, Ken Korach, Ray Fosse KRON-TV, Fox Sports Bay Area Greg Papa, Ken Wilson, Ray Fosse	2008	KFRC/KYCY Ken Korach, Vince Cotroneo, Ray Fosse KICU-TV, Comcast SportsNet Bay Area Glen Kuiper, Ray Fosse
1989	KSFO Bill King, Lon Simmons, Ray Fosse KPIX-TV, KICU-TV Monte Moore, John Shrader, Ray Fosse	1999	KABL Bill King, Ken Korach, Ray Fosse KICU-TV, Fox Sports Bay Area Greg Papa, Ray Fosse	2009	KTRB Ken Korach, Vince Cotroneo, Ray Fosse Comcast SportsNet California Glen Kuiper, Ray Fosse
1990	KSFO Bill King, Lon Simmons, Ray Fosse KPIX-TV, KICU-TV, SportsChannel Monte Moore, Ray Fosse	2000	KABL Bill King, Ken Korach, Ray Fosse KICU-TV, Fox Sports Bay Area Greg Papa, Ray Fosse	2010	KTRB Ken Korach, Vince Cotroneo, Ray Fosse Comcast SportsNet California Glen Kuiper, Ray Fosse
1991	KSFO Bill King, Lon Simmons, Ray Fosse KPIX-TV, KICU-TV, SportsChannel Monte Moore, Ray Fosse, Greg Papa, Reggie Jackson, Bill Rigney	2001	KABL Bill King, Ken Korach, Ray Fosse KICU-TV, Fox Sports Bay Area Greg Papa, Ray Fosse	2011	95.7 FM THE GAME Ken Korach, Vince Cotroneo Comcast SportsNet California Glen Kuiper, Ray Fosse
				2012	95.7 FM THE GAME Ken Korach, Vince Cotroneo, Ray Fosse Comcast SportsNet California Glen Kuiper, Ray Fosse, Scott Hatteberg

SPRING TRAINING SCHEDULE

Day	Date	Opponent	Site	Time
Sat	Feb 23	Milwaukee (A's Radio Network)	Maryvale	12:05 pm
Sun	Feb 24	Los Angeles Angels (A's Radio Network)	Tempe	12:05 pm
Mon	Feb 25	Cleveland	Phoenix	12:05 pm
Tues	Feb 26	Arizona	Scottsdale	12:05 pm
Wed	Feb 27	San Diego	Phoenix	12:05 pm
Thur	Feb 28	Chicago Cubs	Mesa	12:05 pm
Fri	Mar 1	San Francisco	Phoenix	12:05 pm
Sat	Mar 2	Colorado (95.7 FM The Game/A's Radio Network)	Phoenix	12:05 pm
Sun	Mar 3	Colorado (95.7 FM The Game/A's Radio Network)	Scottsdale	12:05 pm
Mon	Mar 4	Los Angeles Angels	Phoenix	12:05 pm
Tue	Mar 5	Kansas City	Surprise	12:05 pm
		Italy (WBC, exhibition)	Phoenix	12:05 pm
Wed	Mar 6	Off Day		
Thur	Mar 7	Seattle	Phoenix	12:05 pm
Fri	Mar 8	Seattle	Peoria	12:05 pm
Sat	Mar 9	Texas (95.7 FM The Game/A's Radio Network)	Surprise	12:05 pm
Sun	Mar 10	Arizona (95.7 FM The Game/A's Radio Network)	Phoenix	1:05 pm
Mon	Mar 11	San Diego	Peoria	1:05 pm
Tue	Mar 12	Kansas City	Phoenix	1:05 pm
Wed	Mar 13	Off Day		
Thur	Mar 14	Texas	Phoenix	1:05 pm
Fri	Mar 15	Arizona	Scottsdale	1:05 pm
Sat	Mar 16	Los Angeles Angels (ss) (95.7 FM The Game/A's Radio Network)	Phoenix	1:05 pm
		Chicago White Sox (ss)	Glendale	1:05 pm
Sun	Mar 17	Chicago Cubs (95.7 FM The Game/A's Radio Network)	Phoenix	1:05 pm
Mon	Mar 18	Seattle	Phoenix	1:05 pm
Tue	Mar 19	Los Angeles Dodgers	Glendale	1:05 pm
Wed	Mar 20	Off Day		
Thur	Mar 21	Cincinnati	Goodyear	1:05 pm
Fri	Mar 22	Chicago White Sox	Phoenix	7:05 pm
Sat	Mar 23	San Francisco (95.7 FM The Game/A's Radio Network)	Scottsdale	1:05 pm
Sun	Mar 24	Los Angeles Dodgers (CSNCA, A's Radio Network)	Phoenix	1:05 pm
Mon	Mar 25	Milwaukee	Phoenix	1:05 pm
Tue	Mar 26	Cleveland	Goodyear	1:05 pm
Wed	Mar 27	Colorado	Phoenix	1:05 pm
Thur	Mar 28	San Francisco (95.7 FM The Game/A's Radio Network)	San Francisco	7:15 pm
Fri	Mar 29	San Francisco (95.7 FM The Game/A's Radio Network)	San Francisco	7:15 pm
Sat	Mar 30	San Francisco (CSNCA, 95.7 FM The Game/A's Radio Network)	Oakland	1:05 pm

All Times are Pacific (ss) denotes split squad

SPRING TRAINING INFORMATION

REPORTING DATES: Pitchers and catchers report Monday, February 11 with the first workout the next day. The full squad reports on Saturday, February 16 with the first full squad workout the next day.

MEDIA INFORMATION: For credentials or broadcast space, please contact Bob Rose at (602) 797-5632 or Kristy Mendes at (602) 797-5634. A media lunch is served before all home games at a cost of \$8.00.

IMPORTANT PHONE NUMBERS IN PHOENIX

Public Relations Department

Main Office	(602) 225-9400
Bob Rose, Director of Public Relations	(602) 797-5632
Kristy Mendes, Sr. Mgr of Player & Media Relations	(602) 797-5634
Mike Selleck, Baseball Information Manager	(602) 797-5639
Adam Loberstein, MR & Broadcasting Coord.	(602) 797-5663
Press Box Direct Line	(602) 797-5644
Office Facsimile	(602) 225-9473

Spring Training Information, continued

HEADQUARTERS HOTEL: Doubletree Guest Suites, 320 North 44th Street, Phoenix, Arizona, 85008. (602) 225-0500.

MINOR LEAGUE HEADQUARTERS: Papago Park Baseball Complex, 1802 North 64th Street, Phoenix, Arizona, 85008. (480) 949-5951.

STADIUM: Phoenix Municipal Stadium (Capacity: 7,881), 5999 East Van Buren, Phoenix, Arizona. (602) 225-9400.

PAST SPRING TRAINING RECORDS

YEAR	SITE	RECORD	HOME ATTENDANCE	DATES
1968	Bradenton, FL		—	—
1969	Mesa, AZ	10-14	12,003	13
1970	Mesa, AZ	15-13	17,614	14
1971	Mesa, AZ	12-15	14,889	16
1972	Mesa, AZ	9-11	17,295	13
1973	Mesa, AZ	14-10	21,206	14
1974	Mesa, AZ	8-16	26,732	12
1975	Mesa, AZ	7-11	36,732	10
1976	Mesa, AZ	4-10	21,373	9
1977	Mesa, AZ	12-15	24,446	16
1978	Mesa, AZ	9-15	28,695	12
1979	Scottsdale, AZ	12-10	13,295	9
1980	Scottsdale, AZ	13-7	19,098	10
1981	Scottsdale, AZ	17-10	37,899	13
1982	Phoenix, AZ	8-14	42,043	10
1983	Phoenix, AZ	14-11	28,621	9
1984	Phoenix, AZ	12-14	33,352	12
1985	Phoenix, AZ	13-13-1	49,718	13
1986	Phoenix, AZ	17-12	68,292	15
1987	Phoenix, AZ	14-15	88,994	14
1988	Phoenix, AZ	14-16	129,120	15
1989	Phoenix, AZ	19-13	152,416	16
1990	Phoenix, AZ	6-10	81,490	9
1991	Phoenix, AZ	13-16-1	156,345	16
1992	Phoenix, AZ	15-13	131,460	14
1993	Phoenix, AZ	15-18-1	174,911	19
1994	Phoenix, AZ	19-11	126,160	15
1995	Phoenix, AZ	15-11-1	41,893	15
		6-4-2	16,617	6
1996	Phoenix, AZ	16-16-1	86,543	15
1997	Phoenix, AZ	17-15-1	103,298	18
1998	Phoenix, AZ	18-13	93,261	17
1999	Phoenix, AZ	16-17	92,110	16
2000	Phoenix, AZ	20-11-1	77,781	14
2001	Phoenix, AZ	22-10	110,876	15
2002	Phoenix, AZ	17-15-1	118,268	17
2003	Phoenix, AZ	16-13-2	81,537	14
2004	Phoenix, AZ	19-14-1	123,535	16
2005	Phoenix, AZ	15-18	129,434	17
2006	Phoenix, AZ	15-17	113,077	16
2007	Phoenix, AZ	17-12-2	113,033	15
2008	Phoenix, AZ	18-8	88,617	13
2009	Phoenix, AZ	17-18-2	105,147	18
2010	Phoenix, AZ	12-17-3	105,507	16
2011	Phoenix, AZ	12-21-1	98,349	17
2012	Phoenix, AZ	15-7-2	72,617	11

OAKLAND A'S IN THE COMMUNITY

The Oakland Athletics organization, in conjunction with the A's Community Fund, strives to make a positive impact in the Bay Area and Northern California. A's players, coaches, and front office employees, together with fans and sponsors, are committed to meeting the social, cultural and educational demands in the community. The A's host numerous fundraising events, implement several educational programs and support various organizations that reach out to people of diverse backgrounds throughout the community.

Information regarding Oakland Athletics community programs can be found online at www.oaklandathletics.com/community. Requests for donations and player appearances must be submitted in writing to: Oakland Athletics, Community Relations Department, 7000 Coliseum Way, Oakland, CA 94621.

OAKLAND A'S COMMUNITY FUND: The Oakland A's Community Fund supports more than 1,500 charitable organizations, through monetary contributions and donated auction items, in its efforts to support charitable organizations in improving the quality of life for people throughout the Bay Area. The Fund supports endeavors to improve educational programs, aid the underprivileged, assist in crime and drug prevention, promote health awareness, and champion children and senior welfare. The A's Community Fund donates approximately \$600,000 annually to various community programs.



Over 500 Bay Area breast cancer survivors take part in A's Breast Cancer Awareness Day.

BREAST CANCER AWARENESS DAY:

The A's host a Breast Cancer Awareness Day each year to raise funds for breast cancer education and research. Funds are raised through the sale of commemorative jerseys, pins, caps and necklaces, an A's autographed quilt raffle and sponsor support. Pre-game ceremonies include the formation of a symbolic human pink ribbon on the field by over 500 Bay Area survivors, the release of white doves as a symbol of hope and a presentation of the "Gift of Faith" grant, which donates \$5,000 annually to a local breast cancer

charity in memory of the late longtime KTVU news reporter, Faith Fancher. Over the past 14 years, this event has raised more than \$1.25 million for breast cancer education and research.

MUG ROOT BEER FLOAT DAY:

Each year the A's and Pepsi host MUG Root Beer Float Day to raise funds for the Juvenile Diabetes Research Foundation. Proceeds are raised through the sale of root beer floats, tips given to "celebrity scoopers," the sale of autographed mugs and a silent auction of sports memorabilia. Since 2003, the A's have raised over \$353,000 for the Juvenile Diabetes Research Foundation through MUG Root Beer Float Day.



Brett Anderson scoops ice cream at A's MUG Root Beer Float Day to raise funds for the Juvenile Diabetes Research Foundation.

“SCIENCE OF THE GAME”

PROGRAM: The A's “Science of the Game” program, presented by Chevron, is a unique program that deepens interest and understanding among Bay Area youth by applying science to baseball. The A's and Chevron design and distribute “Science of the Game” workbooks to local schools that utilize science formulas to answer questions related to various aspects of the game of baseball. The three workbooks, targeting grades 1-2, 3-5, and 6-8, are also available online. Students who complete their workbooks and submit their answer sheet to the A's receive two ticket vouchers.



Josh Reddick visits a local school on behalf of the A's “Science of the Game” program, sponsored by Chevron, to explain how science is used in the game of baseball.

HOME RUN READERS PROGRAM: The A's Home Run Readers program encourages teachers to establish reading goals for their students based on each child's individual reading level. As incentives, A's players, coaches, mascot Stomper and A's staff visit participating schools to congratulate the students and to encourage them to continue reading, both inside and outside of the classroom. Students who participate in the program attend the game on Home Run Readers Day as guests of the A's.

“MATHLETICS” PROGRAM: The “Mathletics” program is a unique program designed to stress the importance of students utilizing math in their daily lives. The A's design and distribute workbooks to participating schools which use simple formulas for calculating statistics of A's players. Students who complete their workbooks correctly, and submit the answer sheet to the A's, receive two ticket vouchers. In addition, one school that demonstrates great participation in the program receives a visit from an A's player. The “Mathletics” program is sponsored by Ross Dress For Less and Comcast SportsNet California.



Scott Sizemore stands with Little Leaguers during the national anthem as a part of the Take The Field with the A's program.

GREEN STAMPEDE HOMEWORK CLUB: Before select A's home games, volunteers from local public schools offer tutoring for at-risk students at the O.co Coliseum. Students who attend the study group are rewarded with tickets to that night's game, while those who attend all eight sessions will receive a visit from an A's player.

A's AMIGOS: The A's Amigos program gives bilingual children the opportunity to hear an A's player speak about the importance of education, sportsmanship and hard work. In addition to a pre-game visit, each child receives a game ticket and an A's cap. The A's Amigos program is sponsored by Kelly-Moore Paints and XFINITY.

TAKE THE FIELD WITH THE A'S: Prior to select home games, members of local baseball and softball teams accompany A's players as they take the field, stand with them during the national anthem and receive an autographed baseball and t-shirt.

LITTLE LEAGUE DAY: Members of organized youth baseball programs are offered discounted group ticket prices to attend Little League Day with the A's, sponsored by Chevrolet. Little Leaguers (age 14 and under) attend a pre-game festival and participate in the on-field parade that honors youth baseball.

HOLIDAY PARTY: The A's Community Fund, Round Table Pizza, Pepsi and the Oakland Zoo host an annual holiday party for local school children. Current and former A's players sign autographs and take pictures with the students, and each child receives a wrapped gift, compliments of the Good Tidings Foundation. The holiday festival features an animal presentation in the Wildlife Theater by the Oakland Zoo, lunch, face painters, arts and crafts, and a visit by Santa and the A's mascot Stomper.

LITTLE A's: Each year, more than 10,000 children from low to

moderate-income families are treated to A's games and receive a children's pass to the Oakland Zoo. The Little A's program is supported by the Bank of America, Clorox and the Oakland Zoo.

TICKET PURCHASE PROGRAM: Oakland A's players, the A's Community Fund and corporate sponsors purchase and donate thousands of game tickets to various charitable and non-profit groups each season.

SILENT AUCTION: The A's Community Fund holds silent auctions of various sports memorabilia behind Section 120 on all Saturday and Sunday home dates. The A's Community Fund donated a portion of the proceeds to designated charitable groups as a silent auction partner on selected dates throughout the season.

FIELD RENOVATION: The A's Community Fund, in partnership with the Good Tidings Foundation, renovates a local baseball or softball field in order to provide local youth a state-of-the-art facility. Over the past few years, the A's and the Good Tidings Foundation renovated Rickey Henderson Baseball Field located at the Arroyo Viejo Recreation Center in East Oakland, Bambino Field at the Greenman Field Baseball Complex, the baseball and softball fields at Washington High School in Fremont and Oakland Skyline High School, and refurbished the outdoor wiffle ball/kickball area at the Oakland Schools Police Department.

A's COMMUNITY FUND GOLF CLASSIC: This annual tournament pairs participants with A's players, former players, coaches and A's staff for a day of golf at one of the Bay Area's top courses. The event, sponsored by Chevron and Grant Thornton LLP, features breakfast, tee prizes, an awards dinner banquet and live and silent auctions of sports memorabilia. All proceeds benefit the Oakland A's Community Fund.

DINNER ON THE DIAMOND: This annual dinner with A's players and their families is hosted by A's Owner and Managing Partner Lew Wolff and his daughter Kari Wolff, with proceeds benefitting the Oakland A's Community Fund and a designated local charity. The A's Dinner on the Diamond is sponsored by the Wolff and Fisher families.



Ryan Cook and Sean Doolittle sign autographs for fans who made a donation at the Feeding America holiday food collection.

A'S PLAYERS DESIGNATE PLAYOFF SHARE TO CHARITY

A's players voted to donate one of the 2012 playoff shares—a total of \$34,325.16—to various local and national charities.

The charitable donation was split up between the MLB Players Trust, UMPS CARE, Hurricane Sandy relief efforts, Oakland A's Community Fund, Big Brothers Big Sisters of the Bay Area, United Way of the Bay Area, Donnie Moore Ministries and the "Strike 3 Foundation."

A'S PROMOTION AND EVENTS SCHEDULE

Day	Date	Opponent	Promotion/Event (Sponsor)	Distribution
Mon.	April 1	Seattle	Magnetic Schedule (Farmers Insurance) / Gold Rally Towel (Pepsi)	32,000 Fans
Fri.	April 12	Detroit	Josh Reddick Gold Glove Ceremony / Foam Gold Glove (Comcast SportsNet California)	10,000 Fans
Sat.	April 13	Detroit	2012 AL West Division Champion Fleece Blanket (Cache Creek Casino Resort)	10,000 Fans
Sun.	April 14	Detroit	Pet Calendar (Central Garden & Pet) / Pet Adoption Day (Central Garden & Pet)	10,000 Fans
Sat.	April 27	Baltimore	1973 World Series Champions Reunion / Reggie Jackson Bobblehead (Pepsi)	10,000 Fans
Sun.	April 28	Baltimore	Kids Wristbands (Chevrolet)	7,500 Kids
Sat.	May 18	Kansas City	Fireworks Night (XFINITY)	
Sun.	May 19	Kansas City	Kids Beanie (Ross Dress For Less) / Mathletics Day (Ross Dress For Less)	5,000 Kids
Sat.	June 1	Chicago (AL)	Yoenis Céspedes Replica Jersey (Pepsi)	10,000 Fans
Sun.	June 2	Chicago (AL)	Coco Crisp Kids Cereal Bowl (Chevrolet)	5,000 Kids
Fri.	June 14	Seattle	Superhero Themed Fireworks Night	
Sat.	June 15	Seattle	BeerFest	
Sun.	June 16	Seattle	Grant Balfour Ragin' Gnome	10,000 Fans
Wed.	June 26	Cincinnati	MUG Root Beer Float Day (Pepsi)	
Fri.	June 28	St. Louis	Dog Day (AvoDerm, Nylabone & Bio Spot)	
Sat.	June 29	St. Louis	Coco "Lean" Bobblehead (NetSuite)	10,000 Fans
Wed.	July 3	Chicago (NL)	Patriotic Themed Fireworks Night	
Thur.	July 4	Chicago (NL)	Picnic Blanket	10,000 Fans
Sat.	July 13	Boston	Josh Reddick Replica Jersey (Cache Creek Casino Resort)	10,000 Fans
Sat.	July 27	Los Angeles	1969 "Summer of Love" Turn-Back-the-Clock Day and Giveaway	10,000 Fans
Fri.	Aug. 2	Texas	Fireworks Night	
Sat.	Aug. 17	Cleveland	Yoenis Céspedes Bobblehead	10,000 Fans
Sat.	Aug. 31	Tampa Bay	Fireworks Night (Chevron)	
Sun.	Sept. 1	Tampa Bay	Breast Cancer Awareness Day	
Sun.	Sept. 8	Houston	Fiesta Day Giveaway (Chevrolet) / Fiesta Day (Chevrolet)	10,000 Fans
Fri.	Sept. 20	Minnesota	Star Wars ® Themed Fireworks Night	
Sat.	Sept. 21	Minnesota	Fan Appreciation Day	
Sun.	Sept. 22	Minnesota	Fan Appreciation Day	

Group Events Schedule

April 28: Little League Day #1 (Chevrolet)

May 19: Scout Day

June 2: Little League Day #2 (Chevrolet)

July 30: Jewish Heritage Night

Aug. 2: Italian Heritage Night

Aug. 16: Filipino Heritage Night (Cache Creek Casino Resort)

Dates, giveaways and events are tentative and subject to change.

Visit the A's website at oaklandathletics.com for the most up-to-date promotional and events schedule.
TO PURCHASE A's TICKETS CALL (877) 493-BALL OR VISIT OAKLANDATHLETICS.COM/TICKETS.

TM & © 2013 Lucasfilm Ltd. All Rights Reserved. Used Under Authorization

MEDIA GUIDE CREDITS

The 2013 Oakland Athletics Media Guide is a production of the Oakland Athletics Public Relations Department, O.co Coliseum, 7000 Coliseum Way, Oakland, CA 94621. The guide was edited by Baseball Information Manager Mike Selleck with assistance from Bob Rose, Director of Public Relations; Kristy Mendes, Senior Manager of Player and Media Relations; Debbie Gallas, Media Services Manager; and Adam Loberstein, Media Relations and Broadcasting Coordinator.

The 2013 Oakland Athletics Media Guide was printed by Dumont Printing, 1333 G Street, Fresno, CA 93706. Special thanks to Marion Broughton and Lori Sakoda. The cover was designed by Dumont Printing.

The A's would like to extend special thanks to Major League Baseball's Information System, Elias Sports Bureau, Stats Inc., Bill Arnold of The Sports Features Group, David Vincent and Retrosheet for their contributions to this year's guide.

Photography by Michael Zagaris, Oakland A's; Ron Riesterer, Oakland Tribune; National Baseball Hall of Fame; Minor League Baseball and Oakland A's archives. Cover photo courtesy of Bill Nichols.

Additional and updated information, statistics or photos are available to accredited news sources by contacting the A's Public Relations Department or by logging onto the team's virtual pressbox—pressbox.oaklandathletics.com.