

2012 A's 2013  
AL-WEST DIVISION  
CHAMPIONS



2014

MEDIA GUIDE

# 2014 OAKLAND A's SCHEDULE

MARCH/APRIL						
SUN	MON	TUE	WED	THU	FRI	SAT
23	24	25	26	SF 27 7:15 EXHIBITION	SF 28 7:15 EXHIBITION	SF 29 1:05 EXHIBITION
SEA 6 1:05	CLE 31 7:05	CLE 1 7:05	CLE 2 12:35	SEA 3 7:05	SEA 4 7:05	SEA 5 1:05
SEA 13 1:10	MIN 7 1:10	8	MIN 9 10:10	MIN 10 10:10	SEA 11 7:10	SEA 12 6:10
SEA 20 1:05	LAA 14 7:05	LAA 15 7:05	LAA 16 7:05	17	HOU 18 7:05	HOU 19 1:05
HOU 27 11:10	TEX 21 7:05	TEX 22 7:05	TEX 23 12:35	HOU 24 5:10	HOU 25 5:10	HOU 26 4:10
	TEX 28 5:05	TEX 29 5:05	TEX 30 5:05			

JULY						
SUN	MON	TUE	WED	THU	FRI	SAT
		DET 1 4:08	DET 2 10:08	TOR 3 6:05	TOR 4 1:05	TOR 5 7:05
TOR 6 1:05	SF 7 7:05	SF 8 7:05	SF 9 7:15	SF 10 12:45	SEA 11 7:10	SEA 12 7:10
SEA 13 1:10	14	HOU 22 7:05	16	17	BAL 18 7:05	BAL 19 6:05
BAL 20 1:05	21	HOU 23 7:05	HOU 24 7:05	HOU 25 12:35	TEX 26 5:05	TEX 27 5:05
TEX 28 4:05	HOU 29 5:10	HOU 30 5:10	HOU 31 11:10			

MAY						
SUN	MON	TUE	WED	THU	FRI	SAT
				1	BOS 2 4:10	BOS 3 10:35
BOS 4 10:35	SEA 5 7:05	SEA 6 7:05	SEA 7 12:35	8	WSH 9 7:05	WSH 10 6:05
WSH 11 1:05	CWS 12 7:05	CWS 13 7:05	CWS 14 12:35	15	CLE 16 4:05	CLE 17 10:05
CLE 18 10:05	19	TB 20 4:10	TB 21 4:10	TB 22 1:10	TOR 23 4:07	TOR 24 10:07
TOR 25 10:07	DET 26 1:05	DET 27 7:05	DET 28 7:05	DET 29 12:35	LAA 30 7:05	LAA 31 7:05

AUGUST						
SUN	MON	TUE	WED	THU	FRI	SAT
					KC 1 6:35	KC 2 1:05
KC 3 1:05	TB 4 7:05	TB 5 7:05	TB 6 12:35	MIN 7 7:05	MIN 8 7:05	MIN 9 6:05
MIN 10 1:05	KC 11 5:10	KC 12 5:10	KC 13 5:10	KC 14 11:10	ATL 15 4:35	ATL 16 4:10
ATL 17 10:35	18	NYM 19 7:05	NYM 20 12:35	21	LAA 22 7:05	LAA 23 6:05
LAA 24 1:05	HOU 25 5:10	HOU 26 5:10	HOU 27 5:10	LAA 28 7:05	LAA 29 7:05	LAA 30 6:05
LAA 31 12:35						

JUNE						
SUN	MON	TUE	WED	THU	FRI	SAT
LAA 1 1:05	2	NYN 3 4:05	NYN 4 4:05	NYN 5 10:05	BAL 6 4:05	BAL 7 3:15
BAL 8 10:35	LAA 9 7:05	LAA 10 7:05	LAA 11 7:05	12	NYN 13 7:05	NYN 14 7:05
NYN 15 1:05	TEX 16 7:05	TEX 17 7:05	TEX 18 12:35	BOS 19 7:05	BOS 20 7:05	BOS 21 1:05
BOS 22 1:05	23	NYM 24 4:10	NYM 25 4:10	26	MIA 27 4:10	MIA 28 1:10
MIA 29 10:10	DET 30 4:08					

SEPTEMBER						
SUN	MON	TUE	WED	THU	FRI	SAT
	SEA 1 1:05	SEA 2 7:05	SEA 3 12:35	4	HOU 5 7:05	HOU 6 1:05
HOU 7 1:05	CWS 8 5:10	CWS 9 5:10	CWS 10 5:10	CWS 11 11:10	SEA 12 7:10	SEA 13 6:10
SEA 14 1:10	15	TEX 16 7:05	TEX 17 7:05	TEX 18 12:35	PHI 19 6:35	PHI 20 1:05
PHI 21 1:05	LAA 22 7:05	LAA 23 7:05	LAA 24 12:35	TEX 25 5:05	TEX 26 5:05	TEX 27 5:05
TEX 28 12:05	29	30				

As of 1/27/14

HOME   FIREWORKS    ALL TIMES PACIFIC  
 ALL GAMES AND TIMES SUBJECT TO CHANGE   ALL GAMES ON 95.7 THE GAME  
 COMCAST SPORTSNET CALIFORNIA    ESPN    FOX



*Former A's Manager Tony La Russa will be inducted into the National Baseball Hall of Fame July 27.*

**FRONT OFFICE**



# 1974 WORLD SERIES CHAMPIONS

## A'S JOINED YANKEES AS ONLY TWO FRANCHISES IN MLB HISTORY TO WIN THREE STRAIGHT WORLD TITLES

*40th Anniversary Celebration to Feature Team Reunion  
Prior to Angels Game at O.Co Coliseum May 31*

In the past 60 years, only two Major League teams have won three consecutive World Series championships. The New York Yankees reeled off three straight titles from 1998-2000. Twenty-seven years earlier, the Oakland Athletics became the first—and still only—Bay Area professional franchise to capture three straight world crowns.

In fact, New York and Oakland remain the only teams in the 113-year history of Major League Baseball to accomplish that rare feat. The Yankees also enjoyed a four-year championship run in 1936-39 and a five-year run in 1949-53.

This season, A's fans will be treated to a 1974 team reunion on Saturday, May 31, including an on-field tribute before the club's game against the Los Angeles Angels. Those legendary players invited to return for a 40th anniversary celebration include Hall of Famers Reggie Jackson and Rollie Fingers, Captain Sal Bando, Vida Blue, Ken Holtzman, Blue Moon Odom, Joe Rudi, Campy Campaneris and Gene Tenace, and other team members. Helen Hunter, the widow of the late, great Hall of Famer Catfish Hunter, will also be invited to the festivities.

With new manager Alvin Dark at the helm, that '74 team registered a 92-70 record in the regular season in claiming the A's fourth straight American League West flag. Anchored by two future Hall of Fame selections, Hunter snared the Cy Young Award in winning 25 games and etching a 2.49 ERA while ace reliever Fingers appeared in an Oakland-record 76 games and figured in 27 victories (9 wins, 18 saves). The A's balanced lineup featured four players who hit at least 20 home runs in Jackson (.289, 29 HR, 93 RBI), Tenace (.211, 26 HR, 73 RBI), Rudi (.293, 22 HR, 99 RBI) and Bando (.243, 22 HR, 103 RBI) and a pair of stolen base threats in Billy North (.260, 54 SB) and Campaneris (.290, 34 SB).

After eliminating the formidable Baltimore Orioles in four games in the AL Championship Series, Dark's club met the Los Angeles Dodgers in the first-ever All-California World Series. In an evenly-matched series that featured four games ending in a 3-2 score, the white-shoed men from Oakland had their hands raised in victory for the third straight year. Campaneris starred with a .353 batting average in the Series, but it was Fingers who was voted the World Series MVP. The mustachioed right-hander was credited with the victory in Game 1 after allowing only one run in 4 1/3 innings en route to a 3-2 win at Dodger Stadium, and then notched saves in Game 4 and the series-clinching Game 5. Solo homers by Ray Fosse and Rudi fueled the decisive 3-2 win in Game 5.

Remarkably, only seven years after relocating the franchise from Kansas City, the A's had brought the Bay Area its third consecutive World Series title. While the Big Red Machine of Cincinnati would claim the next two World Series in 1975-76, most baseball historians would agree that it was the Oakland Athletics who must be regarded as the Team of the '70s. On May 31, the Bay Area will pay homage to this unique cast of characters who became one of the most successful—and colorful—teams in baseball history.



*The A's celebrate after winning their third consecutive World Series championship.*



# TABLE OF CONTENTS

## FRONT OFFICE

1974 World Series Champions.....	2
Table of Contents .....	3
Front Office Directory .....	5
Executive Profiles.....	8
Baseball Operations.....	10
Administration .....	17
Sports Medicine Staff .....	19
Medical Consultants.....	20
Clubhouse and Staff.....	21
Additional Clubhouse Staff .....	22

## 2014 ATHLETICS

Manager and Coaches.....	24
The Players .....	32
Roster.....	358

## 2013 SEASON IN REVIEW

Season in Review.....	362
Batting and Pitching Statistics.....	367
Fielding Statistics .....	368
Day-By-Day Results.....	369
Division Series Statistics.....	373
Division Series Results.....	373
Wild Card Day-By-Day.....	374
Miscellaneous Stats .....	374
Club Statistics .....	375
Highs and Lows.....	375
Designated Hitting Statistics.....	377
Pinch Hitting Statistics.....	377
Batting With RISP.....	378
Batting With The Bases Loaded.....	378
Batting and Pitching Breakdown .....	379
Player Transactions.....	379
Stats At The All-Star Break.....	382
Stats After The All-Star Break.....	383
April Statistics .....	384
May Statistics .....	385
June Statistics .....	386
July Statistics .....	387
August Statistics .....	388
September Statistics .....	389
Stats At Home .....	390
Stats On The Road.....	391
Stats During The Day .....	392
Stats At Night .....	393
Stats vs. Left-Handers.....	394
Stats vs. Right-Handers .....	395
Final Standings .....	396
Major League Attendance .....	397
AL Team Leaders .....	398
AL Batting Leaders.....	400
AL Pitching Leaders .....	402
AL Rookie Batting Leaders.....	404
AL Rookie Pitching Leaders.....	405
NL Team Leaders .....	406
NL Batting Leaders.....	408
NL Pitching Leaders .....	410
NL Rookie Batting Leaders .....	412

NL Rookie Pitching Leaders.....	413
Final Spring Training Statistics.....	414
Spring Training Results.....	416

## RECORDS

Athletics Year-By-Year.....	418
Athletics vs. the American League .....	420
Athletics vs. the National League.....	422
Athletics in Divisional Play.....	422
Oakland A's Month-by-Month .....	423
Athletics Franchise Records.....	424
Oakland Athletics Records .....	429
Franchise Career Batting Leaders .....	436
Oakland Career Batting Leaders.....	437
Franchise Career Pitching Leaders.....	438
Oakland Career Pitching Leaders .....	439
Franchise Season Batting Leaders .....	440
Oakland Season Batting Leaders .....	441
Franchise Season Pitching Leaders.....	442
Oakland Season Pitching Leaders.....	443
Athletics Year-By-Year Batting .....	444
Athletics Year-By-Year Pitching.....	446
Athletics Year-By-Year Fielding .....	448
Athletics Year-By-Year Batting Leaders .....	450
Athletics Year-By-Year Pitching Leaders.....	456
Athletics Home Run History .....	461
Oakland Athletics Streaks .....	466
Athletics Low-Hit Games .....	467
Oakland Athletics Steals of Home .....	468
Career Games Played Leaders.....	469
Homestands and Road Trips.....	470
Longest Games in Oakland History.....	470
Game Times.....	471
Oakland A's at the All-Star Break .....	471
High Scoring Games in Oakland History.....	472
Biggest Comebacks and Blown Leads.....	472
The Last Time It Happened.....	473

## HISTORY

Notable Performances & Award Winners.....	476
Athletics in the Hall of Fame.....	479
Athletics Retired Numbers.....	479
Special Recognition .....	481
Athletics All-Star Game Selections.....	482
Oakland Athletics in Season Openers.....	483
Oakland A's Opening Day Lineups.....	484
The Championship Years .....	486
All-Time Postseason Results .....	490
Postseason Team Totals .....	494
Division Series Records .....	496
League Championship Series Records.....	498
World Series Records .....	500
Postseason Career Leaders.....	502
Postseason Single Game Bests.....	503
Postseason Series Year-By-Year Recap.....	504
Athletics All-Time Roster .....	602
Most Recent Trades With Each Team.....	609
Oakland A's Coaches .....	610
Oakland A's & San Francisco Giants.....	610

## OPPONENTS

Baltimore Orioles.....	612
Boston Red Sox.....	613
Chicago White Sox.....	614
Cleveland Indians.....	615
Detroit Tigers.....	616
Houston Astros.....	617
Kansas City Royals.....	618
Los Angeles Angels of Anaheim.....	619
Minnesota Twins.....	620
New York Yankees.....	621
Seattle Mariners.....	622
Tampa Bay Rays.....	623
Texas Rangers.....	624
Toronto Blue Jays.....	625
Atlanta Braves.....	626
Miami Marlins.....	626
New York Mets.....	627
Philadelphia Phillies.....	627
San Francisco Giants.....	628
Washington Nationals.....	629

## PLAYER DEVELOPMENT

Athletics Minor League Directory.....	632
Athletics Scouting Assignments.....	633
Athletics Minor League Affiliates.....	634
Minor League Field Staff.....	635

Sacramento River Cats Staff.....	636
Midland Rockhounds Staff.....	638
Stockton Ports Staff.....	639
Beloit Snappers Staff.....	640
Vermont Lake Monsters Staff.....	642
Arizona A's Staff.....	643
Minor League Schedules.....	645
Minor League Statistics.....	647
Organizational Standings.....	653
Organizational Leaders.....	654
2013 Draft Picks.....	656
Organizational Players.....	657

## MISCELLANEOUS

O.co Coliseum.....	696
Coliseum Attendance Records.....	697
Coliseum Rainouts & Shortened Games.....	699
Media Information and Policies.....	700
Athletics On The Air.....	702
A's Television and Radio.....	705
Athletics Broadcast History.....	705
Spring Training Schedule.....	707
Spring Training Information.....	707
Past Spring Training Records.....	708
Oakland A's In The Community.....	709
A's Promotion and Events Schedule.....	712

## INDEX TO SELECTED FILLERS

20-Game Winners, Oakland A's.....	179
20-Game Winning Streak, Oakland A's.....	63
100-Win Seasons, Most by Franchise.....	462
All-Star Game Selections, Athletics Most.....	95
All-Stars, Oakland A's Oldest.....	34
All-Stars, Oakland A's Youngest.....	122
At a glance, A's 2013.....	373
Batting Practice Schedule.....	699
Built, How the A's Were.....	357
Clinching Dates.....	38
Coaching Assignments, Oakland A's Recent.....	26
Coliseum Firsts.....	167
Coliseum Quick Facts.....	696
Comeback, Athletics Biggest.....	322
Consecutive Games Played, Oakland A's.....	469
Contract Status, Oakland A's.....	139
Cycle, Athletics who have hit for the.....	427
Designated Hitter Rule.....	438
Directory, MLB.....	623
Disabled List, A's 2013.....	369
Doubleheaders, Oakland A's Day/Night.....	21
Doubleheaders, Oakland Athletics.....	327
Ejections, Oakland A's Recent.....	145
Elephant, The A's.....	629
First Round Draft Picks, A's.....	646
Five-hit games, Oakland A's.....	432
Franchise Facts.....	617
General Managers, Oakland A's.....	11
Ground Rules, O.co Coliseum.....	697
Hits in a Game, Oakland A's 20 or More.....	59
Hitting Streaks, Athletics Top.....	457
Hitting Streaks, Oakland A's Top.....	460
Homerless Streaks, Longest by Oakland Pitchers.....	443
Homerless Streaks, Longest by Oakland Reliever.....	196

Home Run Derby Participants, Athletics.....	275
Home Runs, Athletics Milestone.....	247
Interleague Hitting Streaks, Athletics Longest.....	278
Lasts by A's Pitchers.....	439
Managers, Athletics.....	25
Milestone Hits, Oakland A's.....	462
Milestone Home Runs, Athletics and Oakland.....	247
Milestones Within Reach.....	253
Minor League All-Stars, 2013.....	655
Minor League Players and Pitchers of the Week.....	656
Monthly Bests, Athletics Franchise.....	175
Non-Roster Invitees, Recent to play for Oakland.....	310
Opening Day, Oakland A's Most Starts.....	485
Opening Day, Oakland A's Most Starts by Position.....	485
Opening Day, Oakland A's Oldest Starters.....	483
Opening Day, Oakland A's Youngest Starters.....	483
Ownership, Athletics.....	8
Pitchers Career Hitting, Oakland A's.....	74
Player and Pitcher of the Year, A's Organizational.....	650
Player of the Week, A's Recent.....	184
Players Who Have Pitched, Oakland A's.....	67
Postseason Bests.....	106
Presidents, Oakland A's.....	9
Radio Network, Oakland A's.....	704
Recent Minor League Affiliates.....	644
Relief Pitcher Effectiveness.....	353
Rookie Rule.....	241
Runs, 10 or more in an inning.....	217
Save Rule.....	442
Scoreless Streaks, Longest by Oakland Pitchers.....	443
Starts in the Batting Order.....	381
Triple Plays, Athletics.....	435
Winning Streaks, Longest by Oakland A's Pitchers.....	474



## OAKLAND ATHLETICS

O.co Coliseum  
7000 Coliseum Way  
Oakland, CA 94621  
510-638-4900  
oaklandathletics.com

### OAKLAND ATHLETICS INVESTMENT GROUP

**Managing Partner:** Lewis Wolff

**Vice President, Venue Development:** Keith Wolff

### PRINCIPAL PARTNERS

Richard Ackerman	Sandy Dean	Bob Fisher	Steve Lieberman	Jim Taylor
Dave Alden	Jason DiNapoli	John Fisher	Flip Maritz	Ross Walker
Billy Beane	John DiNapoli	Katie Hall	Wayne Rogers	Kari Wolff
Hugh Boss	Mark Dunn	David Horn	Guy Saperstein	
Michael Crowley	Bill Fisher	Ed Kashian	Mark Slavonia	

## FRONT OFFICE DIRECTORY

### EXECUTIVES

Owner/Managing Partner	Lew Wolff
President	Michael Crowley
Executive Assistant	Carolyn Jones

### Legal

General Counsel	Neil Kraetsch
Senior Counsel	Ryan Horning

### BASEBALL OPERATIONS

Vice President & General Manager	Billy Beane
Field Manager	Bob Melvin
Assistant General Manager	David Forst
Assistant General Manager/Director of Baseball Operations	Farhan Zaidi
Director of Player Personnel	Billy Owens
Director of Professional Scouting/Baseball Development	Dan Feinstein
Director of Player Development	Keith Lieppman
Director of Scouting	Eric Kubota
Director of Minor League Operations	Ted Polakowski
Special Assistant to General Manager	Grady Fuson
Special Assistant to General Manager	Chris Pittaro
Coordinator of International Scouting	Sam Geaney
Special Assistant to Baseball Operations	Scott Hatteberg
Director of Baseball Administration	Pamela Pitts
Director of Team Travel	Mickey Morabito
Architect Baseball Systems	Rob Naberhaus
Baseball Operations Analyst	Michael Schatz
Scouting Assistant	Kate Greenthal
Video Coordinator	Adam Rhoden
Minor League Video Coordinator	Mark Smith
Executive Assistant	Betty Shinoda
Administrative Assistant, Player Development	Valerie Vander Heyden



## Front Office Directory, continued

### Clubhouse

Equipment Manager	Steve Vucinich
Visiting Clubhouse Manager	Mike Thalblum
Assistant Equipment Manager	Brian Davis
Umpire & Clubhouse Assistant	Matt Weiss
Arizona Clubhouse Manager	James Gibson
Arizona Assistant Clubhouse Managers	Thomas Miller, Chad Yaconetti

### Medical Staff

Head Athletic Trainer	Nick Paparesta
Assistant Athletic Trainer	Walt Horn
Assistant Athletic Trainer	Brian Schulman
Strength & Conditioning Coach	Michael Henriques
Major League Massage Therapist	Ozzie Lyles
Coordinator of Medical Services	Larry Davis
Team Physician	Dr. Allan Pont
Team Orthopedist	Dr. Jon Dickinson
Associate Team Orthopedist	Dr. Will Workman
Arizona Team Physician	Dr. Fred Dicke
Internal Medicine Consultant	Dr. Elliott Schwartz

## SALES AND MARKETING

Vice President, Sales & Marketing	Jim Leahey
Sales & Marketing Assistant	Sarina Madnick

### Marketing & Advertising

Senior Director of Marketing	Troy Smith
Senior Manager of Digital Marketing	Travis LoDolce
Manager, Advertising & Marketing	Amy MacEwen
Creative Services Manager	Mike Ono
Advertising Assistant	Jessica Christian
Team Photographer	Michael Zagaris

### Special Events

Senior Manager of Promotion & Events	Heather Rajeski
Special Events Coordinator	Sandy Karbel
Special Events Assistant	Zak Zumbiel
Mascot	Stomper

### Corporate Sales

Senior Director, Corporate Partnerships	Steve Pastorino
Director of Partnership Services	Franklin Lowe
Senior Account Manager, Corporate Partnerships	Jill Golden
Corporate Account Manager	Jessica Scott, Tim Sommer
Corporate Service Assistant	Mitch Tom

### Ticket Sales, Operations & Services

Executive Director of Ticket Sales & Operations	Steve Fanelli
Senior Director of Ticket Services	Josh Ziegenbusch
Director, Ticket Operations	David Adame
Ticket Services Manager	Catherine Glazier
Suite Services Manager	Moti Bycel
Premium Services Manager	David King
Ticket Operations Manager	Anuj Patel
Ticket Operations Coordinator	Tamara Burnett
Box Office Coordinator	Patricia Heagy
Ticket Services Representatives	Sean Cassidy, Patrick Kelly, Austin Redman, Marco Ruidiaz
Season Ticket Retention Representatives	John Austin, Michael Neis
Director of Ticket Sales	Brian DiTucci
Group Sales Manager	Josh Feinberg
Season Ticket Sales Manager	Aaron Dragomir
Inside Sales Manager	David Nosti
Senior Account Executive, Premium Seating	Parker Newton, Chris Van Dyne
Senior Account Executive	Phil Chapman
Account Executives	Andrew Bleaken, Robert Cvetan, Kelly Ghelfi, Michael Kalchik, Sean Michaels, Michael Murray, David Neumann, Mason Snyder, Jessica Vasherresse, Gordon Wilson

Senior Manager of Database Services .....	Mark Bashuk
Ticket Sales Analyst .....	Mark Simmons

## STADIUM OPERATIONS

Vice President, Stadium Operations .....	David Rinetti
Senior Director of Stadium Operations .....	Paul La Veau
Senior Manager of Stadium Operations Events .....	Kristy Ledbetter
Stadium Services Manager .....	Randy Duran
Guest Services Manager .....	Whitney Smith
Stadium Operations Scheduler .....	Gabrielle Weems
Stadium Operations Coordinator .....	Matt Van Norton
Guest Services Coordinator .....	Elisabeth Aydelotte
Head Groundskeeper .....	Clay Wood
Arizona Groundskeeper .....	Chad Huss

## COMMUNICATIONS AND BROADCASTING

Vice President, Communications and Broadcasting .....	Ken Pries
-------------------------------------------------------	-----------

### Public Relations

Director of Public Relations .....	Bob Rose
Baseball Information Manager .....	Mike Selleck
Media Services Manager .....	Debbie Gallas
Player and Media Relations Manager .....	Adam Loberstein
Media Relations & Broadcasting Coordinator .....	Zak Basch

### Community Relations

Director of Community Relations .....	Detra Paige
Community Relations Coordinator .....	Melissa Guzman

### Authenticated Merchandise

Manager of Authentication .....	Erik Farrell
---------------------------------	--------------

### Stadium Entertainment

Senior Director of Multimedia Services .....	David Don
Stadium Entertainment Production Manager .....	Matt Shelton
Multimedia Services Manager .....	Jon Martin
Public Address Announcer .....	Dick Callahan
In-Game Host .....	Kara Tsuboi

### Broadcasting

Team Announcers .....	Ray Fosse, Ken Korach, Glen Kuiper, Vince Cotroneo
Broadcasting Services Manager .....	Warren Chu

## FINANCE AND ADMINISTRATION

Vice President, Finance .....	Paul Wong
-------------------------------	-----------

### Finance and Accounting

Senior Director of Finance .....	Kasey Jarcik
Accounting Manager .....	Ling Ding
Payroll Manager .....	Rose Dancil
Senior Accountant, Accounts Payable .....	Isabelle Mahaffey
Senior Accountant .....	Danna Mouat
Staff Accountant .....	Joe Berg
Ticket Office Accountant .....	Scott Zumsteg

### Human Resources

Director of Human Resources .....	Kim Kubo
Human Resources Assistant .....	Erica Sahli

### Information Systems

Director of Information Technology .....	Nathan Hayes
IT Manager .....	David Frieberg
Desktop Administrator .....	Chris Jo

### Office Services

Office Services Coordinator .....	Julie Vasconcellos
Executive Offices Receptionist .....	Maggie Baptist

# EXECUTIVE PROFILES

## LEWIS WOLFF

### Owner and Managing Partner

Lew Wolff, one of the nation's leading real estate developers and hotel magnates, enters his 10th season as Owner and Managing Partner of the Oakland Athletics.

Heading a limited partnership group that purchased the A's on April 1, 2005, Wolff wasted little time in emblazoning his stamp on one of baseball's most successful and storied franchises. The very next season, the A's made their fifth postseason appearance in seven years in 2006, advancing to the American League Championship Series for the first time since 1992.

Since then, Wolff has worked tirelessly in exploring possible locations to build a much-needed new ballpark venue, as well as supporting GM Billy Beane's efforts in building a strong foundation for future championship teams through player development and acquisitions. Those efforts have resulted in the team posting back-to-back AL West Division titles the past two years.

Wolff's impact on the Bay Area sports landscape is not limited to baseball. In May of 2006, he reached an agreement with Major League Soccer in an attempt to bring professional soccer back to the Bay Area. The expansion San Jose Earthquakes returned to action in 2008, playing their home games at Santa Clara University's Buck Shaw Stadium. Wolff and the Earthquakes ownership group announced last October the development of an exclusive soccer stadium in San Jose, Calif., with ground being broken in a public ceremony.

Under Wolff's ownership, the A's continue to be one of the most community-minded organizations in all of sports. Last year alone, the A's Community Fund donated more than \$600,000 to various community programs. In 2011, Sony Pictures complied with Wolff's wishes in staging the motion picture premiere of *Moneyball* in Oakland, including a charity component that raised \$370,000 for the Children's Hospital and Research Center Oakland and Stand Up to Cancer. Lew is also an active participant in the A's Home Run Readers program. Wolff individually, as well as the A's, are strong contributors to Stand Up to Cancer, a major charity of Major League Baseball.

The *San Jose Mercury-News* ranked Wolff first in its annual listing of the Bay Area's 25 Most Powerful Sports Figures in both 2006 and 2007.


In September 2008, the Silicon Valley Leadership Group also presented Wolff with its prestigious "Community Cornerstone Award." The award is given to "a Silicon Valley leader who has displayed a lifetime of impeccable ethics, business achievement and community engagement."

Along the way, the personable Wolff has made a favorable impression among those who follow the team on a regular basis with his easy-going, straight-forward manner and quick-witted humor.

Wolff is the founder of Wolff Urban Development and co-founder of Maritz-Wolff, entities that are involved in the development, acquisition and management of a wide range of commercial, office, parking and hotel properties in a number of California cities including San Jose, Los Angeles, Pasadena and Burbank to name a few.

Wolff's ownership interests in representative hotels and resorts have included properties such as The Carlyle in New York City; Four Season Hotels in Houston; the Park Hyatt in Carlsbad; The Ritz-Carlton in St. Louis; Fairmont Hotels in San Jose and San Francisco; Rosewood managed hotels including The Mansion in Dallas, Little Dix Bay, Virgin Gorda, Inn of the Anasazi, Sante Fe plus other brands such as Marriott. In addition, Maritz-Wolff had a 50 percent interest in the Dallas-based Rosewood Management Company, which owns and operates luxury hotels and resorts throughout the world.

Wolff began his career in real estate economics and appraisal in his hometown of St. Louis, Mo. before relocating to Los Angeles. In addition to his real estate analysis work, he also served as the President of the 20th Century Fox Realty & Development Company where he managed Fox's worldwide real estate activities.



### ATHLETICS OWNERSHIP

Ownership	Years
Benjamin F. Shibe .....	1901-1912
Benjamin F. Shibe, Connie Mack .....	1913-21
Connie Mack .....	1921-54
Arnold M. Johnson .....	1954-60
Charles O. Finley.....	1961-80
Walter A. Haas, Jr.....	1980-95
Steve Schott, Ken Hofmann .....	1995-2005
<b>Lewis Wolff.....</b>	<b>2005-Present</b>



Wolff is a former minority owner of the St. Louis Blues, the Golden State Warriors and the San Jose Missions, a now-defunct minor league baseball team. He holds a bachelor's degree in business administration from the University of Wisconsin in Madison, a master's degree in business administration from Washington University in St. Louis and is also a member of the American Institute of Real Estate Appraisers (MAI).

In 2009, he was appointed to the Board of Directors of the new MLB Television Network, which launched in January 2009 with an unprecedented 50 million subscribers, and he continues to serve on the board of Major League Baseball's Enterprises, which oversees national television and radio contract negotiations, national sponsorship and licensing programs as well as the overall marketing of the industry. Wolff is a director of the NYSE Company, Sunstone REIT and a member of the Board of Directors of Century Bank, Los Angeles.

Lew resides in the Westwood section of Los Angeles with his wife, Jean. The Wolffs have three children and four grandchildren.

## MICHAEL CROWLEY

### President

Michael Crowley, one of the rising executives in professional sports today, enters his 17th year with the Athletics' organization and his 16th as team president. He was named to his current position Sept. 28, 1998 and his tenure as president is the longest in Oakland history.

A limited partner in the Athletics ownership group, Crowley is responsible for the overall day-to-day functioning of the Athletics' organization both on the business and baseball sides of the operation, working directly with owner and managing partner Lew Wolff.

In a dual role, Crowley also serves as managing director of Major League Soccer's San Jose Earthquakes. He oversaw the Earthquakes' first-year launch in 2008, and he continues to be involved in the team's efforts in building a new state-of-the-art, soccer-only stadium in San Jose that will open next year.

After spending three years in the San Jose office of Price Waterhouse and nine years with I.C.I./Fuller O'Brien Paints, Crowley joined the Athletics organization in July 1997 as vice president and chief financial officer. Considered a key figure in the A's resurgence as one of baseball's elite franchises, Crowley has been committed to fielding a championship caliber team with homegrown talent. He works closely with General Manager Billy Beane on key player decisions and issues relating to the baseball operations' overall objectives and philosophies.

Crowley developed a business model with goals and objectives designed to provide an affordable entertainment product on the field, as well as delivering the absolute highest levels of customer service to fans attending games at the O.co Coliseum. While Crowley stays involved with all aspects of the organization's business affairs, including finance, sales, marketing, public relations and community affairs, he has been at the forefront of building an outstanding team that continues to deliver premium value.

Crowley also serves on Major League Baseball's International Committee.

Crowley's leadership skills and business acumen have also served the A's well in their ongoing efforts to build a new ballpark in the near future.

The A's president also perpetuates the Athletics' tradition of commitment to the greater community. Under his leadership, the A's organization continues to be active in the Oakland community and surrounding areas. The Oakland A's Community Fund supports charitable organizations in their efforts to improve educational programs, aid the underprivileged, assist in crime prevention, and service children, seniors and those who work to improve the quality of life throughout the Bay Area.

In 1999, Crowley and his wife, Kathy, played a key role in implementing Breast Cancer Awareness Day, which has raised \$1.3 million for the American Cancer Society over the last 14 years. Crowley has also served on the Bay Area's Board of Trustees of KIPP schools, which aims to create a respected, influential and nationwide family of schools that are successful in helping educationally underserved students develop the knowledge, skills and character to succeed in college and the competitive world be-



### PRESIDENTS OF THE OAKLAND A'S

President	Years
Charles O. Finley.....	1968-80
Roy Eisenhardt.....	1981-86
Walter J. Haas.....	1990-92
Sandy Alderson.....	1993-95; 1997-98
Steve Schott.....	1996
<b>Michael Crowley.....</b>	<b>1998-Present</b>

## Executive Profiles continued

yond. He also served on the board of top business executives and community leaders which attempted to land the 2012 Summer Olympic Games in the Bay Area. Recently, Crowley has been named to the advisory board for the Institute of Sports Law and Ethics as well as the President's Intercollegiate Athletics Commission at Santa Clara University.

A native Californian, the 49-year-old Crowley graduated from the University of Notre Dame in 1985 with a degree in business administration with an emphasis in accounting. He earned his MBA from Duke's Fuqua School of Business in 1992. In November of 2002, Crowley was named one of *Street & Smith's Sports Business Journal's* "40 Under 40," honoring the nation's top sport executives under the age of 40.

Michael resides in Los Gatos, Calif. with his wife, Kathy, and their three children.

---

# BASEBALL OPERATIONS

---

## BILLY BEANE

### Vice President, General Manager

Considered one of the most progressive and talented baseball executives in the game today, Billy Beane has molded the Athletics into one of baseball's most respected teams since assuming the general manager's duties shortly following the 1997 season. As architect of a team that has won back-to-back American League West crowns the past two seasons, Beane has been recognized with several industry awards recently.

Last year, he was named *Baseball America's* Major League Executive of the Year. That award came on the heels of Beane being selected *The Sporting News* Executive of the Year for a second time in his career in 2012.

He also earned MLB.com's Greatness in Baseball Yearly (GIBBY) Award as the 2012 MLB Executive of the Year and the 2012 Legacy Awards' Rube Foster Award as AL Executive of the Year (presented by the Negro League Baseball Museum).

Under his watch, the A's have compiled a 1396-1194 (.539) record over the last 16 seasons, which is the third-best record in the American League and fifth best in all of baseball during that time frame. The A's have six American League West titles (2000; 2002-03; 2006; 2012-13) and secured one AL Wild Card spot (2001) during that span. His teams have posted 90 or more wins in eight of the last 14 years. The A's seven postseason appearances since the 2000 season are tied for fourth most among all Major League teams, trailing only New York-AL (12), St. Louis (10) and Atlanta (9).

In addition, Oakland A's players have garnered numerous individual accolades during his tenure as general manager. Jason Giambi and Miguel Tejada earned American League Most Valuable Player awards in 2000 and 2002, respectively. Barry Zito was named the American League's Cy Young Award winner in 2002 while Bobby Crosby (2004), Huston Street (2005) and Andrew Bailey (2009) have all won AL Rookie of the Year honors.

Beane continually remolds a team that has posted one of the majors' best records over the last past decade. Over the years, his ability to acquire pivotal players through trades has proved instrumental in keying several playoff runs.

During the past few years, Beane has also re-stocked the A's minor league system with elite prospects which will enable the team to sustain winning teams well into the next decade. Remarkably, Beane and Assistant GM David Forst have acquired 32 highly coveted young players by trading essentially 13 Major League players (Nick Swisher, Rich Harden, Joe Blanton, Chad Gaudin, Matt Holliday, Orlando Cabrera, Trevor Cahill, Craig Breslow, Gio Gonzalez, Andrew Bailey, Ryan Sweeney, Dan Haren and Mark Kotsay) since the end of the 2007 season. Among the bright young stars he has acquired include pitchers Ryan Cook, Jarrod Parker, Tommy Milone, and hitters Josh Reddick, Josh Donaldson and Derek Norris.

Beane's executive talents and the organization's baseball philosophy were the subject of Michael Lewis' best-selling book "Moneyball: The Art of Winning an Unfair Game," which opened the eyes of many of the top sports executives and business CEOs in the nation. The book has since been made into a full-length motion picture featuring Brad Pitt in the starring role, which premiered in 2011.



As a result, Beane remains in great demand on the national speaking circuit, where he regularly addresses top companies on his management approach of identifying and using undervalued assets to create and sustain a competitive edge. He also sits on the board of directors of several companies, including Easton-Bell Sports, ProTrade and NetSuite, Inc.

Beane was previously named *The Sporting News*' Executive of the Year in 1999 and earned Major League Baseball's Executive of the Year honors from *Baseball America* magazine following the 2002 season. In November of 2001, Beane was named one of *Street & Smith's Sport Business Journal's* "40 Under 40" list, honoring the nation's top 40 sports executives under the age of 40.

Further demonstrating his eclectic tastes and unique interests, Beane was invited to speak at Rupert Murdoch's News Corp. management retreat in Pebble Beach, Calif. in 2006, an event that focused on issues such as volunteerism, technology and politics, and featured leaders and luminaries from around the world. Among the VIP who attended were British Prime Minister Tony Blair, Israeli Vice Premier Shimon Peres, former President Bill Clinton, former Vice President Al Gore, former House Speaker Newt Gingrich, former Harvard President Lawrence Summer and U2 lead singer Bono.

In 2008, Beane also collaborated with Gingrich and Sen. John Kerry in co-authoring an article in the New York Times offering possible remedies for the U.S. health care crisis.

In addition, he was honored by PromaxBDA Sports Media Marketing Awards with the "Game Changer Award" in 2011, an accolade given to a "cultural trendsetter who, through the development of new technologies, applications, business models, and industries, has transformed the business of Sports Media and Sports Media Marketing."

Beane joined the A's front office staff in 1990 as the club's major league advance scout. In 1993, former A's President and General Manager Sandy Alderson promoted him to the assistant general manager's position when Walt Jocketty left the organization to accept the assistant general manager's job in Colorado. Alderson handed over his general manager's duties to Beane on Oct. 17, 1997.

A first round draft pick (23rd overall) of the New York Mets in the 1980 June Free Agent Draft, Beane played six major league seasons as an infielder, outfielder and catcher for the Mets, Minnesota Twins, Detroit Tigers and Oakland A's. His final season in uniform was 1989 when he was a utility player on the A's World Championship team. Beane retired as an active player in the spring of 1990.

A native of San Diego, Calif., Beane attended Mt. Carmel High School and UC San Diego, where he studied economics. Billy and his wife, Tara, reside in Danville, Calif. with their twins, Brayden and Tinsley. His daughter, Casey, is a recent graduate of Kenyon (Ohio) College.

## GENERAL MANAGERS OF THE OAKLAND A'S

General Manager	Years
Charles O. Finley.....	1968-79
Billy Martin.....	1980-82
Walt Jocketty, Dick Wincek .....	1983
Sandy Alderson .....	1983-97
<b>Billy Beane .....</b>	<b>1997-Present</b>

*Some of the names listed may have held other titles than general manager.*

## SIGNIFICANT AND RECENT TRADES MADE BY BILLY BEANE

### 1997

- Nov. 7 Acquired P Kenny Rogers and cash from New York (AL) for a PTBNL (IF Scott Brosius on November 18).
- Dec. 8 Acquired P Mike Fetters from Cleveland for P Steve Karsay.

### 1998

- April 8 Acquired C Mike Macfarlane and cash from Kansas City for OF Shane Mack and a PTBNL (minor league P Greg Hansell on May 8).
- July 12 Acquired P Tim Worrell from Cleveland for minor league IF Adam Robinson.

### 1999

- July 23 Acquired minor league OF Terrence Long and minor league P Leonar Vasquez from New York (NL) for P Kenny Rogers.

- July 29 Acquired P Omar Olivares and IF Randy Velarde from Anaheim for minor league OF Jeff DaVanon, minor league OF Nathan Haynes and minor league P Elvin Nina.
- July 31 Acquired P Kevin Appier from Kansas City for P Brad Rigby, minor league P Blake Stein and minor league P Jeff D'Amico.
- July 31 Acquired P Jason Isringhausen and P Greg McMichael from New York (NL) for P Billy Taylor.
- Dec. 13 Acquired P Justin Miller from Colorado for P Jimmy Haynes. (Trade was part of a four-tam deal in which Colorado traded Haynes, C Henry Blanco and P Jamey Wright to Milwaukee; Milwaukee then traded IF Jeff Cirillo, P Scott Karl and cash to Colorado; Colorado traded IF Vinny Castilla to Tampa Bay; Tampa Bay traded P Rolando Arrojo and IF Aaron Ledesma to Colorado).



## Baseball Operations, continued

### 2000

Feb. 18	Acquired OF Jeremy Giambi from Kansas City for P Brett Laxton.
July 28	Acquired P Jim Mecer and P Todd Beltz from Tampa Bay for minor league P Jesus Colome and cash.
Nov. 17	Acquired minor league P Ryan Cullen and minor league P Aaron Harang from Texas for IF Randy Velarde.
Nov. 20	Acquired P Eric Ireland from Chicago (NL) for OF Matt Stairs.
Dec. 7	Acquired P Chad Bradford from Chicago (AL) for minor league C Miguel Olivo.

### 2001

Jan. 8	Acquired P Roberto Hernandez and P Cory Lidle from Tampa Bay for OF Ben Grieve and cash; traded P Roberto Hernandez, C A.J. Hinch, minor league IF Angel Berroa and cash to Kansas City for OF Johnny Damon, minor league IF Mark Ellis and cash.
March 28	Acquired IF Eric Hinske from Chicago (NL) for minor league IF Miguel Cairo; as part of the deal, the A's also refused the return of Rule 5 Draft selection P Scott Chiasson.
July 3	Acquired OF Ron Gant from Colorado for minor league OF Robin Jennings.
July 25	Acquired OF Jermaine Dye from Kansas City in a three-team trade in which Colorado sent infielder Neifi Perez to Kansas City and Oakland sent minor league OF Mario Encarnacion, minor league IF Jose Ortiz and minor league P Todd Beltz to Colorado.
Nov. 2	Acquired minor league IF Adam Morrissey from Chicago (NL) for IF Mark Bellhorn.
Dec. 7	Acquired P Billy Koch from Toronto for IF Eric Hinske and P Justin Miller.
Dec. 14	Acquired OF David Justice and cash from New York (NL) for P Mark Guthrie and P Tyler Yates.

### 2002

Jan. 14	Acquired IF Carlos Pena and P Mike Venafrro from Texas for P Mario Ramos, IF Jason Hart, OF Ryan Ludwick and minor league C Gerald Laird.
March 18	Acquired P Justin Duchscherer from Texas for P Luis Vizcaino.
May 22	Acquired OF John Mabry from Philadelphia for OF Jeremy Giambi.
July 5	Acquired P Ted Lilly, minor league OF John-Ford Griffin and minor league P Jason Arnold from New York (AL) as part of a three-team, seven player trade in which the A's sent IF Carlos Pena, P Franklyn German and a PTBNL (P Jeremy Bonderman on Aug. 22) to Detroit for P Jeff Weaver and cash. The A's then sent Weaver to New York to complete the deal.
July 25	Acquired Ray Durham from Chicago (AL) for minor league P Jon Adkins.
July 30	Acquired P Ricardo Rincon from Cleveland for minor league IF Marshall McDougall.
Nov. 16	Acquired minor league IF Mike Rouse and minor league P Chris Mowday for Toronto for P Cory Lidle.

Dec. 3	Acquired P Keith Foulke, C Mark Johnson and minor league P Joe Valentine for P Billy Koch and two minor league players to be named later (P Neal Cotts and OF Daylan Holt on December 16).
Dec. 15	Acquired IF Erubiel Durazo from Arizona in a four-team trade in which the A's sent a minor league PTBNL (P Jason Arnold on December 16) to Toronto; Toronto sent IF Felipe Lopez to Cincinnati; Cincinnati sent P Elmer Dessens to Arizona.

### 2003

July 30	Acquired OF Jose Guillen from Cincinnati for minor league pitchers Aaron Harang, Joe Valentine and Jeff Bruksch
Nov. 18	Acquired OF Bobby Kielty and a PTBNL from Toronto for P Ted Lilly
Nov. 26	Acquired OF Mark Kotsay from San Diego for C Ramon Hernandez and OF Terrence Long
Dec. 21	Acquired C Damian Miller and cash from Chicago (NL) for a PTBNL (Chris Mowday)

### 2004

April 17	Acquired P Kirk Saarloos from Houston for P Chad Harville.
June 24	Acquired P Octavio Dotel and cash from Kansas City for minor leaguer P Mike Wood and minor league IF Mark Teahan.
Nov. 27	Acquired C Jason Kendall from Pittsburgh for P Mark Redman and P Arthur Rhodes.
Dec. 15	Acquired IF Keith Ginter from Milwaukee for minor league P Justin Lehr and OF Nelson Cruz.
Dec. 16	Acquired P Juan Cruz, P Dan Meyer and OF Charles Thomas from Atlanta for P Tim Hudson.
Dec. 18	Acquired P Kiko Calero, P Danny Haren and minor league C Daric Barton from St. Louis for P Mark Mulder.

### 2005

July 13	Acquired OF Jay Payton and cash from Boston for P Chad Bradford; acquired P Joe Kennedy and P Jay Witasick from Colorado for OF Eric Byrnes, minor league IF Omar Quintanilla and cash.
Dec. 5	Acquired P Chad Gaudin from Toronto for a PTBNL (Dustin Majewski).
Dec. 13	Acquired OF Milton Bradley and IF Antonio Perez from Los Angeles (NL) for minor league OF Andre Ethier.

### 2007

June 29	Acquired P Andrew Brown from San Diego for OF Milton Bradley and cash.
July 16	Acquired C Rob Bowen and P Jerry Blevins from Chicago (NL) for C Jason Kendall and cash.
Nov. 18	Acquired P Kristian Bell and P Graham Godfrey from Toronto for IF Marco Scutaro.
Dec. 14	Acquired P Brett Anderson, P Dana Eveland, P Greg Smith, IF Chris Carter, OF Aaron Cunningham, OF Carlos Gonzalez from Arizona for P Dan Haren and P Connor Robertson.

### 2008

Jan. 3	Acquired P Gio Gonzalez, P Fautino De Los Santos and OF Ryan Sweeney from Chicago (AL) for OF Nick Swisher.
--------	-------------------------------------------------------------------------------------------------------------

- Jan. 14 Acquired P Joey Devine and P Jamie Richmond from Atlanta for OF Mark Kotsay and cash.  
 July 8 Acquired P Sean Gallagher, C Josh Donaldson, IF Eric Patterson and OF Matt Murton from Chicago (NL) for P Rich Harden and P Chad Gaudin  
 July 17 Acquired P Josh Outman, IF Adrian Cardenas and OF Matt Spencer from Philadelphia for P Joe Blanton  
 Nov. 12 Acquired OF Matt Holliday from Colorado for P Greg Smith, P Huston Street and OF Carlos Gonzalez

**2009**

- Feb. 2 Acquired RHP Michael Wuerztz from Chicago (NL) for OF Richie Robnett and IF Justin Sellers  
 July 5 Acquired OF Scott Hairston from San Diego for P Sean Gallagher, P Craig Italiano and P Ryan Webb  
 July 24 Acquired P Clayton Mortensen, IF Brett Wallace and OF Shane Peterson from St. Louis for OF Matt Holliday  
 July 31 Acquired IF Tyler Ladendorf from Minnesota for IF Orlando Cabrera

**2010**

- Jan. 16 Acquired IF Kevin Kouzmanoff and minor league IF Eric Sogard from San Diego for OF Scott Hairston and OF Aaron Cunningham  
 Feb. 1 Acquired IF Adam Rosales and OF Willy Taveras from Cincinnati for IF Aaron Miles and cash  
 June 15 Acquired OF Conor Jackson and cash from Arizona for minor league P Sam Demel  
 Nov. 10 Acquired OF David DeJesus from Kansas City for P Vin Mazzaro and minor league P Justin Marks  
 Nov. 17 Acquired minor league Ps Trystan Magnuson and Daniel Farquhar from Toronto for OF Rajai Davis  
 Dec. 16 Acquired OF Josh Willingham from Washington for P Henry Rodriguez and OF Corey Brown

**2011**

- Jan. 8 Acquired RHP Guillermo Moscoso from Texas for minor league RHP Ryan Kelly  
 May 27 Acquired IF Scott Sizemore from Detroit for LHP David Purcey  
 June 30 Acquired RHP Bruce Billings and a PTBNL (OF Eliezer Mesa on September 30) from Colorado for 2B Mark Ellis and cash  
 July 31 Acquired LHP Jordan Norberto and 1B Brandon Allen from Arizona for RHP Brad Ziegler  
 Dec. 9 Acquired RHP Ryan Cook, OF Collin Cowgill and RHP Jarrod Parker from Arizona for LHP Craig Breslow, RHP Trevor Cahill and cash  
 Dec. 23 Acquired RHP A.J. Cole, LHP Tommy Milone, C Derek Norris and RHP Brad Peacock from Washington for LHP Gio Gonzalez and RHP Rob Giliam  
 Dec. 28 Acquired RHP Raul Alcantara, IF Miles Head and OF Josh Reddick from Boston for RHP Andrew Bailey and OF Ryan Sweeney

**2012**

- Jan. 16 Acquired OF Seth Smith from Colorado for RHP Guillermo Moscoso and LHP Josh Outman  
 July 29 Acquired C George Kottaras from Milwaukee for P Fautino De Los Santos

- Aug. 3 Acquired minor league C David Freitas from Washington for C Kurt Suzuki and cash  
 Aug. 20 Acquired SS Stephen Drew from Arizona for minor league IF Sean Jamieson  
 Aug. 27 Acquired minor league IF Blake Lalli from Chicago (NL) for C Anthony Recker  
 Oct. 20 Acquired OF Chris Young and cash from Arizona for SS Cliff Pennington and minor league IF Yordy Cabrera  
 Nov. 16 Acquired P Andrew Werner and IF Andy Parrino from San Diego for P Tyson Ross and minor league IF A.J. Kirby-Jones  
 Nov. 30 Acquired P Chris Resop from Pittsburgh for minor league P Zach Thornton  
 Dec. 18 Acquired minor league IF Jefry Marte from New York (NL) for OF Collin Cowgill

**2013**

- Jan. 16 Acquired C John Jaso from Seattle in a three-team trade in which the A's sent minor league Ps A.J. Cole and Blake Treinen and a PTBNL to Washington and Washington sent OF Michael Morse to Seattle  
 Feb. 4 Acquired IF Jed Lowrie and P Fernando Rodriguez from Houston for IF Chris Carter, P Brad Peacock and minor league C Max Stassi  
 April 4 Acquired minor league OF Jake Goebbert from Houston for P Travis Blackley  
 July 30 Acquired IF Alberto Callaspo from Los Angeles (AL) for minor league IF Grant Green  
 Aug. 23 Acquired C Kurt Suzuki and cash from Washington for minor league P Dakota Bacus  
 Nov. 25 Acquired P Fernando Abad from Washington for minor league IF John Wooten  
 Dec. 2 Acquired P Jim Johnson from Baltimore for IF Jemile Weeks and a PTBNL (minor league C David Freitas on December 12).  
 Dec. 3 Acquired IF Craig Gentry and P Josh Lindblom from Texas for OF Michael Choice and minor league IF Chris Bostick; Acquired P Luke Gregerson from San Diego for OF Seth Smith  
 Dec. 10 Acquired P Drew Pomeranz and minor league P Chris Jensen from Colorado for P Brett Anderson and cash  
 Dec. 11 Acquired minor league OF Billy Burns from Washington for P Jerry Blevins

## A'S AMONG THE BEST UNDER BEANE'S WATCH

### MAJOR LEAGUE'S BEST RECORDS SINCE 1998

Club	Wins	Losses	Pct.
New York (AL)	1549	1039	.599
Atlanta	1471	1119	.568
Boston	1451	1140	.560
St. Louis	1432	1158	.553
<b>Oakland</b>	<b>1396</b>	<b>1194</b>	<b>.539</b>

## **DAVID FORST**

### **Assistant General Manager**

David Forst begins his 15th season with the Athletics and his 11th as assistant general manager. He was appointed to his current position in February of 2004 after serving as an assistant to the general manager and coordinator of professional scouting. His primary duties include assisting Billy Beane in all player acquisitions, contract negotiations and player evaluations.

The 37-year-old Forst graduated Cum Laude from Harvard University in 1998 with a bachelor of arts degree in sociology. He played baseball for the Crimson for four seasons and earned third team All-America honors as a senior in 1998. He also played for the Springfield (Ill.) Capitals of the Frontier League in 1998 and 1999.

A native of Encino, Calif., Forst resides in Berkeley, Calif. with his wife, Rebe, son, Judah, and daughter, Sasha.



## **FARHAN ZAIDI**

### **Assistant General Manager/Director of Baseball Operations**

Farhan Zaidi enters his 10th season with the A's, his first as assistant general manager/director of baseball operations after spending the previous five seasons as director of baseball operations. His primary responsibilities include providing statistical analysis for evaluating and targeting players in the amateur draft, free agent and trade markets. He also assists on arbitration cases, minor league contracts and works closely with the coaching staff during the season in analyzing data from advance scouting reports.

Prior to joining the A's, Zaidi served as business development associate for Small World Media, the fantasy sports division of *The Sporting News*, and also worked as a management consultant for the Boston Consulting Group.

Zaidi, 37, earned his bachelor of science degree in economics from Massachusetts Institute of Technology in 1998 and a Ph.D in economics from the University of California, Berkeley in 2011. He currently resides in Oakland with his wife, Lucy.



## **BILLY OWENS**

### **Director of Player Personnel**

Billy Owens begins his 16th season with the Athletics and his 11th as director of player personnel, where his responsibilities include providing input and recommendations for potential trades and free agent signings, along with evaluation in the area of amateur scouting.

Prior to moving into a front office position, Owens spent five seasons as a hitting coach in the A's minor league system, with stops at Southern Oregon (1999), Vancouver (2000-01) and Arizona (2002-03). In addition to his coaching duties, Owens also assumed scouting responsibilities as an area scout and was promoted to East Coast Scouting Coordinator in 2003.

A third round pick (72nd overall) by the Baltimore Orioles in the 1992 June Draft, Owens played seven seasons of minor league ball with the Baltimore (1992-96) and Houston organizations (1997-98) before joining the A's as an area scout.

A native of San Jose, Calif., Owens attended the University of Arizona, where he played both baseball and football. He was a football, basketball and baseball standout at Bellarmine College Preparatory and is a member of the school's hall of fame. Billy O makes his off-season home in Scottsdale, Ariz.





## DAN FEINSTEIN

### Director of Professional Scouting/Baseball Development

Dan Feinstein enters his third season as the Oakland Athletics' director of professional scouting/baseball development. In addition to guiding the team's professional scouting efforts, Feinstein assists General Manager Billy Beane and Assistant GM David Forst in all aspects of baseball operations, including contract negotiations, arbitration, trade analysis, and the interpretation of ML rules.

This marks Feinstein's second stint with the A's, having previously served in a variety of capacities from 1994-2004, including the role of assistant, amateur scouting and video coordinator. He was named to his current position in October, 2011 after serving the previous six years as director, baseball operations for the Tampa Bay Rays. Prior to joining the Rays, Feinstein spent the 2005 season as coordinator, baseball operations for the Los Angeles Dodgers.

A native of Lafayette, CA, he attended UC Davis and earned a degree in Medieval European History. Feinstein resides in Lafayette with his wife, Meghan and son, Will.



## KEITH LIEPPMAN

### Director of Player Development

Keith Lieppman begins his 44th year with the A's and 23rd season as the organization's director of player development, with responsibilities in the assignment, development and evaluation of players throughout the A's farm system, which consistently ranks among the best in the game. He also coordinates field instruction for the entire minor league system.

Lieppman's gilded reputation as one of baseball's finest personnel executives was further amplified in 2010 when he received the Sheldon "Chief" Bender Award from Minor League Baseball for "distinguished service and being instrumental in player development" during his career.

Lieppman has managed on all levels of the A's minor league system, beginning in Modesto in 1980 and most recently with the Triple-A Tacoma Tigers from 1985-87. He also managed the Lacey Tigres of the Dominican Winter League in 1986. He began his baseball career in 1971 as a minor league player for the A's.

Keith is a graduate of the University of Kansas with a degree in journalism. He resides in Prescott, Ariz. with his wife, Corinne, and twins, Burke and Lauren.



## ERIC KUBOTA

### Director of Scouting

Eric Kubota is in his 30th season with the Athletics organization and his 13th as director of scouting.

Kubota has overseen the club's last 12 drafts that have produced dozens of players who have risen to the major leagues with various clubs, including current A's Sean Doolittle (2007), Dan Straily (2009), A.J. Griffin (2010) and Sonny Gray (2011). Kubota's talents as an evaluator helped assemble the majority of the A's minor league system that has combined for a 4552-4368 (.510) record over the last 12 seasons.

In January, Kubota was honored as "Scout of the Year" by the Santa Clara County Hot Stove Committee.

Prior to assuming his current position, Kubota served as the club's supervisor of international scouting for three seasons, overseeing the scouting staff and player evaluations in the Dominican Republic and Venezuela.

Kubota, 49, began his baseball career in June of 1984 while he was an undergraduate at the University of California, Berkeley, spending the better part of six seasons working in the A's media relations department. In November of 1989, he joined the baseball operations staff as an assistant director of scouting, handling daily administrative duties of the scouting department, including preparation work for the Rule 4, Rule 5 and June drafts, compiling the team's prospect book and preparing statistical information.

He was elevated to Pacific Rim coordinator in November of 1996, where he acted as a liaison between the A's and Asian baseball teams in addition to his scouting duties in Northern California and Hawaii.

Eric graduated from Cal in 1986 with a bachelor of arts degree in political science. He resides in Rocklin, Calif. with his wife, Karen, and their two children.



## TED POLAKOWSKI

### Director of Minor League Operations



Ted Polakowski enters his 16th season as director of minor league operations and 32nd in the organization. He oversees all aspects of the club's training facility in Phoenix as well as handling budgeting and purchasing responsibilities for the organization's entire minor league system. He also assists in the management of the A's baseball operation in the Dominican Republic.

Polakowski joined the A's organization in 1984 as an athletic trainer for the Idaho Falls affiliate. He also headed up training staffs in Pocatello (1985), Medford (1986-87) and with the A's team in the Arizona Rookie League (1988) before moving into administrative duties on a full time basis in 1989. He was promoted to his current position prior to the 1999 season.

A native of Somerville, N.J., Polakowski graduated from Arizona State University in 1984 with a degree in health education and sports medicine. He currently resides in Mesa, Ariz. with his three children, Matthew, Krysta and Michael, and his wife, Lori, and her children, Katie and Cody. Polakowski also has a grown fourth child, Kimberly.

## CHRIS PITTARO

### Special Assistant to the General Manager



Chris Pittaro enters his 24th season in the Oakland organization, his third as a special assistant to the general manager. Prior to being named to his current position, Pittaro served as director of professional scouting for five years. He spent the previous six seasons as national field coordinator after serving as an area scout and national cross checker with the Athletics since 1991.

In 2012, Pittaro was inducted into the Professional Baseball Scouts Hall of Fame.

Selected by the Detroit Tigers in the 1982 June First Year Player Draft, Pittaro made his major league debut with the Tigers in 1985, batting .242 in 28 games. He was traded to the Minnesota Twins in 1986 and spent parts of the '86 and '87 seasons on the Twins big league roster. He retired during the 1988 season.

Pittaro attended the University of North Carolina from 1980-82 before signing with the Tigers following his junior season. After he retired as a player in 1988, he enrolled in Rider College in New Jersey where he obtained a bachelor of science degree in finance in 1991, graduating Summa Cum Laude.

The 52-year-old Pittaro is a native of Hamilton, N.J., where he still lives with his wife, Lisa. He has three children.

## GRADY FUSON

### Special Assistant to the General Manager



Grady Fuson, former Oakland Athletics' scouting director and one of the game's most respected scouts and baseball executives, returned to the A's in 2010 as a special assistant to the general manager.

Fuson, who began his career as an area scout with Oakland in 1982, has now spent 23 seasons with the A's organization, including seven years as scouting director from 1995-2001. Prior to his current position with the Athletics, he served as vice president of scouting and player development with San Diego from 2006-09 after joining the Padres in 2005 as a special assistant to the general manager.

His first stint with the A's ended in 2002, when he joined the Texas Rangers as assistant general manager, spending three seasons in charge of the Rangers' scouting and player personnel.

After a two-year stint playing in the minor leagues, Fuson became head baseball coach at the University of Puget Sound in Washington. He was hired by the A's in 1982. During his tenure in Oakland, he played a prominent role in drafting such players as Eric Chavez, Tim Hudson, Mark Mulder and Barry Zito, which provided the impetus for the franchise to feature five playoff teams over a seven-year period from 2000-06.

## PAMELA PITTS

### Director of Baseball Administration

Pamela Pitts enters her 33rd season in the organization and 22nd as director of baseball administration. Her responsibilities include managing the day-to-day business side of the baseball operations department, including governing all major and minor league staff contract administration, player records, waivers, payroll issues and transactions. She started her baseball career with the A's in November of 1981 as the minor league and public relations secretary. Pamela resides in Danville, Calif. with her husband, Dan Dunn.



## SAM GEANEY

### Coordinator of International Scouting

Sam Geaney begins his ninth season with Athletics and his third year as the coordinator of international scouting, a position he assumed in January of 2012.

Geaney, 28, is an Oakland native who spent the previous two seasons as the A's coordinator of scouting, working primarily with the amateur and professional departments. He was initially hired as an assistant in the scouting department in 2007 after joining the A's as a baseball operations intern for the 2006 season. He also served as an area scout for Northern California for the 2007 season.

Geaney graduated from Cal in 2007 with a bachelor of arts degree in political science.



## ADMINISTRATION

## JIM LEAHEY

### Vice President, Sales and Marketing

Jim Leahey enters his eighth season with the Oakland Athletics as vice president, sales and marketing. He leads the team's sales and marketing efforts, including corporate partnerships, tickets, advertising, and promotions. Under his direction, the Athletics have won multiple awards for their advertising campaigns. The most recent campaign, "Green Collar Baseball," won a 2012 National Sports Forum's ADchievement Overall Award of Excellence and first place in the television category. Leahey is spearheading the organization's efforts to deliver exceptional value through an outstanding fan experience.

Prior to joining the A's, Leahey spent 14 years with Sony Corporation, working in product development, marketing and general management roles. Spending time in Sony's US and global operations, he worked in Latin America as general manager and country manager of Sony Peru, and in the United States as general manager and vice president of the Peripherals and Enhancements (accessories) Group. Leahey joined the A's in December of 2006.

A native of Rhode Island, Leahey earned his bachelor's degree in economics from Brown University in 1988 and his master's in business administration from the Harvard Business School. Jim resides in Danville, Calif. with his wife, Kira, and their three children.



## KEN PRIES

### Vice President, Broadcasting and Communications

Celebrating his 24th season with the Athletics organization, Ken Pries was promoted to his current position of vice president, broadcasting and communications in March of 2000 after serving as the team's senior director for broadcasting and communications for the previous three years.

Pries oversees all of the A's television and radio matters, in addition to the club's community relations, public relations and Diamond Vision departments.

Pries is responsible for negotiating all of the team's broadcast agreements, which include the A's radio flagship station 95.7 FM The Game, the A's Radio Network and television partnership with Comcast SportsNet California. The A's will televise over 145 games this year, all in High Definition.



## Administration, continued

Last season, the A's Community Fund distributed more than \$600,000 to various projects and made donations to over 1,500 various charities throughout Northern California. In 2011, the team, in conjunction with Sony Pictures, raised more than \$370,000 in charitable donations at the premiere of *Moneyball*, with proceeds going to support Children's Hospital and Research Center Oakland and Stand Up To Cancer. The annual A's Community Fund Golf Tournament, held at the Round Hill Country Club in Alamo, raised more than \$100,000 and the 14th Annual Breast Cancer Awareness Day raised \$61,000 for the American Cancer Society and the Cancer Prevention Institute of California. The A's 13th Annual MUG Root Beer Float Day raised over \$32,000 for the Juvenile Diabetes Research Foundation.

Prior to joining the A's organization in 1991, Pries worked seven years with KSFO radio, where he was an executive producer for A's broadcasts, as well as Stanford football and men's basketball broadcasts. Before his KSFO stint, Pries served as a sports coordinator at KNBR radio from 1979-84, where he worked on the station's broadcasts of San Francisco Giants baseball games, along with University of San Francisco and Golden State Warrior basketball games.

A native of Alameda, Calif., Pries graduated from San Francisco State University, where he majored in broadcast communicational arts. He resides in San Ramon, Calif. with his wife and their two children.

## DAVID RINETTI

### Vice President, Stadium Operations

David Rinetti enters his 34th season with the A's organization and his 14th as vice president, stadium operations.

In his current position, Rinetti coordinates event management, oversees all game day employees, including ushers, security officers, ticket takers, parking attendants and grounds crew, and assists in all construction related issues at O.co Coliseum. He is also the team's liaison with local law enforcement agencies and Major League Baseball's Security Department. In addition, Rinetti sits on the team's venue and design development committee that is responsible for developing a non-site specific prototype for a new baseball-only facility for the club.

The 49-year-old Rinetti began his career with the A's in 1981, serving as stadium operations assistant, where he organized in-stadium promotions and giveaways. From 1987-93, he managed game day operations and maintenance of the A's luxury suites. In 1994, he was promoted to director of stadium operations and was elevated to vice president in March of 2000.

Rinetti also worked with Major League Baseball's Security Department at the 1995, 1998, 2007 and 2010 World Series, in addition to the 1998, 2002, 2007 and 2011 All-Star Games. He is also a member of the Major League Baseball Stadium Operations Advisory Committee.

A 1986 graduate of California State University, Hayward with a degree in business administration, Rinetti served as the A's chief liaison during the filming of the movie *Moneyball* at the Coliseum in 2010.



## KEITH WOLFF

### Vice President, Venue Development

Keith Wolff enters his ninth year as vice president, venue development for the A's, while also retaining his position as president of Wolff Urban Development, a real estate development, acquisition and management company based in West Los Angeles and the Bay Area. In his role with the A's, he is responsible for the daily efforts in the team's quest to secure a baseball-only facility in the Bay Area.

Wolff has more than 20 years of experience within the real estate industry with an emphasis on hotel, office, industrial and retail project assets. He has an extensive background in all facets of commercial real estate, including property acquisition, entitlement, development, leasing, repositioning and disposition.

Wolff graduated magna cum laude from the University of the Pacific with a bachelor's of science degree in business administration. He received his master's degree in business administration from Harvard University in 1993.



## PAUL WONG

### Vice President, Finance

Paul Wong enters his 19th season with the Athletics organization and 14th as vice president, finance. He is responsible for all of the club's financial technology and telecommunications affairs, including overseeing the accounting and IT departments, management of the company's annual budget and cash flow, the preparation of financial forecasts, reports and tax returns for the company and Major League Baseball, as well as analyzing and implementing the company's technology and telecommunication requirements.

Wong joined the Athletics in January of 1996 as a controller after serving four years with KPMG Peat Marwick in Oakland as a supervising tax specialist and senior auditor and two years as an accounting analyst for Pacific Gas and Electric Company in San Francisco.

A native of the Bay Area, Wong earned his bachelor of science degree in business administration from California State University, Hayward in 1990. He currently resides in Dublin, Calif. with his wife, Trish, son, Zachary and daughter, Kaylee.



## SPORTS MEDICINE STAFF

### NICK PAPARESTA

#### Head Athletic Trainer

Nick Paparesta enters his fourth season as the Oakland A's head athletic trainer. He previously served as the Tampa Bay Rays' assistant trainer for three seasons.

Paparesta, a native of Fort Myers, Fla., spent five years in the Rays' organization. He joined Tampa Bay in 2006 as Minor League head trainer and rehabilitation coordinator, overseeing all Minor League trainers and rehabilitation with Minor League players in that role for two seasons. He was promoted to the Major League level in 2008 and was a member of Tampa Bay's American League championship team that year.

Prior to his stint with the Rays, Paparesta worked in the Cleveland Indians organization for 11 seasons, including four years with Triple-A Buffalo. He is a graduate of Baldwin-Wallace College in Berea, Ohio, and holds certifications by the National Athletic Trainers' Association (NATA) and National Strength and Conditioning Association (NSCA).

Paparesta resides in Dublin, Calif. with his wife, Kristel, and two children, Noah and Alaina.



### WALT HORN

#### Assistant Athletic Trainer

Walt Horn returns for his seventh season as assistant athletic trainer for the A's. Horn began his professional baseball career with the A's in 1978 after graduating from Boise State University in December of 1977. He served as the club's Double-A athletic trainer for six seasons, all in the Eastern League before being promoted to the Triple-A club for the 1984 season. He remained with the A's Triple-A affiliates in Tacoma, Edmonton, Vancouver and Sacramento over the next 24 seasons in the Pacific Coast League. Walt earned Pacific Coast League Athletic Trainer of the Year four times during that period (1992, '96, '02 and '04). He was also the athletic trainer for two All-Star games (1993 and 2005). An Idaho native, Horn now resides with his wife, Stacy, in Mesa, Ariz. during the off season. They have two children, Cassandra and Cameron.



---

## **BRIAN SCHULMAN**

### **Assistant Athletic Trainer**

Brian Schulman enters his fourth season as an assistant athletic trainer with the A's after previously serving seven years at the University of California, Berkeley. At Cal, Schulman held the post of assistant athletic trainer from 2004-08 before being promoted to rehabilitation coordinator in 2009. During his stint as assistant athletic trainer, he oversaw the sports of baseball, men's water polo and women's soccer. Schulman also served previous internships with the San Francisco 49ers in 2003-04 and the Los Angeles Dodgers in 2000, as well as being a graduate assistant trainer at Fresno State in 2001-03. He is a certified strength and conditioning coach (CSCS) from the NSCA, and holds a bachelor's degree in political science from UC Santa Barbara (2001) and a Masters in kinesiology from Fresno State (2003). He resides in San Ramon, Calif. with his wife, Megan, and their two sons, Luke and Gavin.



---

## **MIKE HENRIQUES**

### **Strength and Conditioning Coach**

Mike Henriques begins his third full season as the Athletics' strength and conditioning coach. Henriques, originally hired as the A's minor league strength and conditioning coordinator in November of 2010, was named Oakland's interim strength and conditioning coach May 3, 2011. In October of that year, the team promoted him to permanent status. Henriques previously spent five seasons in the San Diego Padres' minor league system (2006-10), including two years as their assistant coordinator. The Central Connecticut State graduate also served four off-seasons with the NBA's Portland Trail Blazers as assistant strength and conditioning coach from 2007-10, as well as a summer internship at Arizona State in 2005.



---

## **OZZIE LYLES**

### **Major League Massage Therapist**

Ozzie Lyles enters his sixth season as the Oakland A's team massage therapist. He previously worked several years with many professional athletes, while also studying and practicing sport and medical massage since 1992. He was employed at Oakbay Chiropractic in Oakland from 2004-09 under the Oakland Raiders' team orthopedic surgeon, Dr. Warren Strudwick, and also has worked for Dr. Steve Isono, the Olympic and track and field orthopedic physician, in Emeryville. The Oakland, Calif. native also worked at Club One in Oakland.



---

## **MEDICAL CONSULTANTS**



**Allan Pont, M.D.**  
Team Physician



**Elliott Schwartz, M.D.**  
Internal Medicine



**Jon Dickinson, M.D.**  
Team Orthopedist



**Will Workman, M.D.**  
Team Orthopedist



## CLUBHOUSE AND STAFF

### MICKEY MORABITO

#### Director of Team Travel

Mickey Morabito enters his 35th season as the Athletics' director of team travel. He is responsible for arranging the transportation and accommodations of the team during spring training and the regular season. He has the second longest tenure among active major league traveling secretaries. Morabito's career in professional baseball spans four decades, dating back to 1970 when he served as a batboy for the New York Yankees. He worked in the Yankees public relations department for seven seasons, working as an assistant from 1974-76 before taking over the director's duties in 1977. While with the Yankees, he managed the club's media relations efforts during the club's back-to-back World Championship seasons of 1977 and '78. Morabito joined the Athletics organization in the spring of 1980, handling dual roles as the club's director of public relations and traveling secretary. During his long career, he has been a part of six World Series teams, three with the A's and three with the Yankees. A native of Brooklyn, NY, Morabito attended Lafayette High School in Brooklyn and later earned his bachelor of arts degree in physical education from Hunter College in New York City. A fan of Frank Sinatra, Dean Martin, fine dining and hockey, Mickey makes his home in Alameda and Manhattan Beach with his wife Barbara.



### STEVE VUCINICH

#### Equipment Manager

A fixture in the A's organization ever since the club moved to Oakland in 1968, Steve Vucinich enters his 21st season as the club's equipment manager after serving as the visiting clubhouse manager from 1974-93. An Oakland native, Vucinich joined the A's organization as a ball boy in 1968 when the franchise relocated from Kansas City. From 1969-73, he served as an assistant in the home clubhouse before being named visiting clubhouse manager in 1974. Vucinich is a past president of the Major League Baseball Equipment Manager's Association and currently serves on the MLBMA's board of directors and is a past member of the advisory committee for Major League Baseball Properties. Vucinich graduated from St. Joseph's High School in Alameda and Chabot College in Hayward. Commonly referred to as the A's historian, he makes his off-season home in Scottsdale with his wife, Valerie, and daughter, Kayla, who attends Gonzaga University.



### MIKE THALBLUM

#### Visiting Clubhouse Manager

The 2014 season marks Mike Thalblum's 34th season in the A's organization and his 21st as the visiting clubhouse manager. He began his baseball career when he was 13 years old, serving as a clubhouse assistant in the team's spring training clubhouse in Phoenix. In 1985, Thalblum relocated to Oakland to work in the visiting clubhouse with Steve Vucinich and then in 1992, moved across the hall to the home side where he worked with the late Frank Cienczyk for two seasons. In 1994, he assumed his current position as the visiting clubhouse manager. A native of Scottsdale, Ariz., Mikey and his wife, Janine, make their home in Dublin, Calif. with their son, Stewart Robert, who is named after former A's pitchers Dave Stewart and Bob Welch; and Jonathon David.



### OAKLAND ATHLETICS DAY/NIGHT DOUBLEHEADERS

Date	Opponent	Site	Day Game	Night Game
August 10, 1971	Boston	Fenway Park	W, 6-5	W, 7-5
July 22, 1972	Boston	Fenway Park	W, 5-3	L, 0-3
July 17, 2000	Colorado	Coors Field	W, 11-10	L, 9-10 (10 inn.)
September 20, 2000	Baltimore	Camden Yards	L, 0-2	W, 4-0
August 27, 2011	Boston	Fenway Park	L, 3-9	L, 0-4

## BRIAN DAVIS

### Assistant Equipment Manager

Brian Davis, who first joined the Oakland A's as a batboy in 1991, is entering his 20th season as the club's assistant equipment manager. He is responsible for assisting Steve Vucinich in the day-to-day operation of the clubhouse, ranging from all equipment needs and meal planning, to occasionally travelling with the team on road trips. A native of Newark, Calif., Davis is a graduate of Placer High School in Auburn, Calif. and later attended both Chico State and Cal State Hayward. He is married and lives with his wife, Pam, and their two children—son, Owen, and daughter, Sophia—in Goodyear, Ariz.



## CLAY WOOD

### Head Groundskeeper

The 2014 season marks Clay Wood's 20th season as the head groundskeeper of the O.co Coliseum and his 25th in the Athletics organization. Under his direction, the Coliseum's playing surface is considered by players to be among the best in the major leagues. Clay joined the A's organization in May of 1989 as part of the club's spring training field maintenance team. A native of Fort Worth, Tex., Wood earned his bachelor of science degree in marketing from Arizona State University. Woody and his wife, Lisa, make their home in Danville, Calif. with their son, Tyler, and daughter, Katie.



## ADAM RHODEN

### Video Coordinator

Adam Rhoden begins his 21st season with the Oakland A's organization and 11th as the team's video coordinator. As a senior in high school, Rhoden first joined the team as an attendant in the home clubhouse. He served in that capacity from 1994-97 before moving to the visiting clubhouse as the main assistant and umpire attendant until 2003. During that time, he also assisted inside the A's player video room, eventually being promoted to his current position in 2004. As the A's video coordinator, Rhoden provides daily advance and video reports to Oakland's players and coaching staff, and also travels full-time with the team. In addition to working for the Oakland A's, Adam served as the Golden State Warriors' assistant equipment manager from 1998-2002. A Bay Area native who grew up in Suisun, Rhoden attended UC Davis where he received a bachelor's degree in economics. He currently resides in San Ramon, Calif.



## ADDITIONAL CLUBHOUSE STAFF



Clifty Clavin  
Clubhouse Assistant



Ruben Virgen  
Clubhouse Assistant



Matt Weiss  
Umpire/Clubhouse  
Assistant



Casey Chavez  
Bulpen Catcher




*Josh Donaldson finished fourth in American League Most Valuable Player balloting in 2013 as he batted .301 with 24 home runs and 93 RBI in 158 games.*

**2014 ATHLETICS**

**MANAGER**

Robert Paul Melvin

Named as A's interim manager, June 9, 2011

**Birthdate:** October 28, 1961**Birthplace/Resides:** Palo Alto, California / Berkeley, California**Contract Status:** Third year of a five-year contract through 2016

Bob Melvin has compiled a 237-186 (.560) record in two-plus seasons as manager of the Oakland A's after being named interim manager, June 9, 2011. He now has a mark of 730-694 (.513) in 10 seasons as a Major League manager, including stints with the Seattle Mariners (2003-04) and Arizona Diamondbacks (2005-09).

Melvin guided the A's to their second consecutive American League West title in 2013 to become the first A's manager to lead the A's to back-to-back division championships since Tony La Russa won three straight from 1988-90. The A's finished 96-66 in 2013 and are 190-134 over the last two years, which is tied with Atlanta for the best record in the majors.

Melvin's first full season was a memorable one as he guided the A's to a 94-68 record and a first place finish in the AL West in 2012. The A's became the fifth team in Major League history to win a Pennant or Division after trailing by 13 or more games and the first to comeback when trailing by five or more games with fewer than 10 games remaining. His 2012 club employed 19 rookies, including 12 pitchers. Following the season, Melvin was named the 2012 AL Manager of the Year by the *Baseball Writers Association of America*. He became only the second manager in Oakland history (Tony La Russa, 1988 and 1992) to win the award. Melvin also became only the 14th manager in MLB history to win the award at least twice in a career, and just the sixth manager to win the award in both leagues.

Melvin guided the A's to a 47-52 (.475) record in 2011 after Oakland started the season 27-36 (.429). The Bay Area native signed a three-year contract through the 2014 season, Sept. 21, 2011 and a two-year extension through 2016, Jan. 14, 2013. He is the 29th manager in franchise history and the 17th in Oakland history.

In his previous managerial stint, he guided Arizona to a 337-340 (.498) record in four-plus seasons. He was named manager of the D-backs Nov. 5, 2004 and led the club to a 77-85 mark in his first season, a 26-game turnaround from a franchise-worst 51-111 mark in 2004. After a 76-86 finish in 2006, Melvin was named National League Manager of the Year by the BBWAA in 2007 after guiding Arizona to a league-best 90-72 record. He also earned NL Manager of the Year honors from *The Sporting News* and the Negro League Baseball Museum's C.I. Taylor Legacy Award. The Diamondbacks followed up their NL West title with a second-place finish in 2008, finishing 82-80. Melvin became the winningest manager in Arizona history that season when he earned his 304th win Aug. 14, surpassing Bob Brenly. Melvin was relieved of his duties as D-backs manager May 8, 2009 after a 12-17 start.

Prior to being named A's manager, Melvin had rejoined the Diamondbacks as a special baseball advisor to President & CEO Derrick Hall in May of 2011, assisting the baseball operations department and other business divisions of the organization. He was a professional scout for the New York Mets in 2010.

Melvin began his managerial career in 2003, guiding the Mariners to a 93-69 record in shattering the team record for wins by a first-year Mariners manager set by Lou Piniella in 1993 (82-80). His 93 wins also tied for the 15th-most by any rookie manager in Major League history at the time. The Mariners then fell to 63-99 in 2004 and he left Seattle with a 156-168 (.481) record in two seasons.

Melvin began his coaching career as Manager Phil Garner's bench coach from 1999-2000, first with the Brewers in 1999 and then in 2000 with the Tigers. While with the Brewers, he also managed

**MLB BEST RECORDS  
SINCE JUNE 9, 2011\***

	W	L	PCT
Atlanta	245	179	.578
Texas	245	179	.578
Detroit	243	182	.572
New York (AL)	244	183	.571
Tampa Bay	240	185	.565
St. Louis	238	185	.563
<b>Oakland</b>	<b>237</b>	<b>186</b>	<b>.560</b>
Washington	237	186	.560

\*date that Bob Melvin took over as A's manager; A's were 334-376 (.470) from 2007 until Melvin assumed the reigns.

the Maryvale team in the Arizona Fall League in 1999. He was inducted into the AFL Hall of Fame in 2013. Melvin then served as Bob Brenly's bench coach with the D-backs from 2001-02 when the club won back-to-back NL West titles and the World Series in 2001. Prior to those bench coach roles, he spent three seasons with Milwaukee in various capacities, serving as a scout in 1996, roving instructor in 1997 and as assistant to General Manager Sal Bando in 1998.

A 10-year Major League veteran, Melvin's playing career included stops in Detroit (1985), San Francisco (1986-88), Baltimore (1989-91), Kansas City (1992), Boston (1993), the New York Yankees (1994) and the Chicago White Sox (1994). He posted a .233 batting average with 35 home runs and 212 RBI while playing in 692 games. The former catcher was drafted by Detroit as its first choice in the secondary phase of the 1981 January draft and hit .220 in 41 games in his rookie season of 1985. Melvin spent the next three seasons sharing the catching duties with Bob Brenly for the Giants, hitting a career-high 11 home runs in 1987. After three seasons in Baltimore, he batted a career-high .314 in 32 games with Kansas City in 1992.

Melvin graduated from Menlo-Atherton High School in Menlo Park, Calif. in 1979 and later attended and played baseball at the University of California in Berkeley. He and his wife, Kelly, reside in Berkeley, Calif. Their daughter, Alexi, is a recent graduate of the prestigious Lee Strasberg Theater & Film Institute in New York.

### MANAGERIAL RECORD

Year	Club	League	Class	W-L	Pos.
2003	SEATTLE	American	Majors	93-69	2nd / West
2004	SEATTLE	American	Majors	63-99	4th / West
2005	ARIZONA	National	Majors	77-85	2nd / West
2006	ARIZONA	National	Majors	76-86	4th / West
2007	ARIZONA	National	Majors	90-72	1st / West
2008	ARIZONA	National	Majors	82-80	2nd / West
2009	ARIZONA	National	Majors	12-17	4th / West
2011	OAKLAND	American	Majors	47-52	3rd / West
2012	OAKLAND	American	Majors	94-68	1st / West
2013	OAKLAND	American	Majors	96-66	1st / West
<b>Major League Totals</b>				<b>730-694</b>	

### ATHLETICS MANAGERS

Manager	Years	W	L	Pct.	Notes
Connie Mack	1901-50	3627	3891	.482	9 AL Pennants, 5 World Championships
Jimmie Dykes	1951-53	208	254	.450	
Eddie Joost	1954	51	103	.331	
Lou Boudreau	1955-57	151	260	.367	
Harry Craft	1957-59	162	196	.453	
Bob Elliot	1960	58	96	.377	
Joe Gordon	1961	26	33	.441	
Hank Bauer	1961-62, 69	187	226	.453	
Ed Lopat	1963-64	90	124	.421	
Mel McGaha	1964-65	45	91	.331	
Haywood Sullivan	1965	54	82	.397	
Alvin Dark	1966-67, 74-75	314	291	.519	2 AL West Titles, 1 AL Pennant, 1 World Championship
Luke Appling	1967	10	30	.250	
Bob Kennedy	1968	82	80	.506	
John McNamara	1969-70	97	78	.554	
Dick Williams	1971-73	288	190	.603	3 AL West Titles, 2 AL Pennants, 2 World Championships
Chuck Tanner	1976	87	74	.540	
Jack McKeon	1977,78	71	105	.403	Started 1977 season, finished 1978
Bobby Winkles	1977-78	61	86	.415	Finished 1977 season, started 1978
Jim Marshall	1979	54	108	.333	
Billy Martin	1980-82	215	218	.497	1 AL West Title
Steve Boros	1983-84	94	112	.456	
Jackie Moore	1984-86	163	190	.462	
Jeff Newman	1986	2	8	.200	Interim Manager
Tony La Russa	1986-1995	798	673	.542	4 AL West Titles, 3 AL Pennants, 1 World Championship
Art Howe	1996-2002	600	533	.530	2 AL West Titles, 1 AL Wild Card
Ken Macha	2003-06	368	280	.568	2 AL West Titles
Bob Geren	2007-11	334	376	.470	
<b>Bob Melvin</b>	<b>2011-</b>	<b>237</b>	<b>186</b>	<b>.560</b>	<b>2 AL West Titles</b>

## MAJOR LEAGUE RECORD

	AVG.	G	AB	R	H	2B	3B	HR	RBI	SH	SF	HP	BB	SO	SB	CS	SLG	OBP	E
TOTALS	.233	692	1955	174	456	85	6	35	212	21	20	1	98	396	4	13	.337	.268	24

## DARREN BUSH

51

## BULLPEN COACH

Darren James Bush

Named A's bullpen coach, October 26, 2012

**Birthdate:** January 18, 1974**Birthplace/Resides:** Columbus, Ohio / Dunedin, Florida

Darren Bush returns for his second season as the A's bullpen coach, his first assignment on a Major League coaching staff. This is Bush's 10th season in the A's organization, which includes two seasons as a minor league hitting coach and six seasons as a manager.

Bush compiled a 462-386 (.545) record in six seasons as a manager with Single-A Stockton (2007-08), Double-A Midland (2009-10) and Triple-A Sacramento (2011-12). He guided the River Cats to back-to-back division titles with a mark of 88-56 in 2011 and 86-58 in 2012. Bush also led the RockHounds to playoff appearances in 2009 and 2010, including a Texas League Championship in 2009. He also skipped Single-A Stockton to the California League Championship in his second year as a manager in 2008. Bush joined the Athletics in 2005 as hitting coach at Stockton and spent two seasons in that capacity before taking over as manager for the Ports in 2007.

Prior to joining the A's organization, Bush coached in independent leagues. He was the hitting coach and Director of Player Personnel with Yuba-Sutter of the Western League in 2002 and then spent two seasons as a manager in the Northeast League with Berkshire (41-51 in 2003) and Quebec (58-34 in 2004).

A former outfielder, Bush began his playing career with three seasons in the independent Frontier League. He played for Zanesville in 1996 and Springfield in 1997-98, hitting .302 with 26 home runs and 133 RBI in 224 games. Bush signed with the San Diego Padres organization Dec. 24, 1998 and hit .259 with 16 home runs and 114 RBI in 231 games in two seasons at Single-A Rancho Cucamonga

## A'S RECENT COACHING ASSIGNMENTS

Year	Bench	Pitching	Hitting	Third Base	First Base	Bullpen
2013	Chip Hale	Curt Young	Chili Davis	Mike Gallego	Tye Waller	Darren Bush
2012	Chip Hale	Curt Young	Chili Davis	Mike Gallego	Tye Waller	Rick Rodriguez
2011	Joel Skinner	Ron Romanick	Gerald Perry	Mike Gallego	Tye Waller	Rick Rodriguez
2010	Tye Waller	Curt Young	Jim Skaalen	Mike Gallego	Todd Steverson	Ron Romanick
2009	Tye Waller	Curt Young	Jim Skaalen	Mike Gallego	Todd Steverson	Ron Romanick
2008	Don Wakamatsu	Curt Young	Ty Van Burkleo	DeFrancesco/Waller	Waller/DeFrancesco	Ron Romanick
2007	Bob Schaefer	Curt Young	Ty Van Burkleo	Rene Lachemann	Tye Waller	Brad Fischer
2006	Bob Geren	Curt Young	Gerald Perry	Ron Washington	Rene Lachemann	Brad Fischer
2005	Rene Lachemann	Curt Young	Dave Hudgens	Ron Washington	Brad Fischer	Bob Geren
2004	Chris Speier	Curt Young	Dave Hudgens	Ron Washington	Brad Fischer	Bob Geren
2003	Terry Francona	Rick Peterson	Bosley/Hudgens	Ron Washington	Brad Fischer	Bob Geren
2002	Ken Macha	Rick Peterson	Thad Bosley	Ron Washington	Mike Quade	Brad Fischer
2001	Ken Macha	Rick Peterson	Thad Bosley	Ron Washington	Mike Quade	Brad Fischer
2000	Ken Macha	Rick Peterson	Thad Bosley	Ron Washington	Mike Quade	Brad Fischer
1999	Ken Macha	Rick Peterson	Dave Hudgens	Ron Washington	Thad Bosley	Brad Fischer
1998	Duffy Dyer	Bob Cluck	Denny Walling	Ron Washington	Gary Jones	Brad Fischer
1997	Duffy Dyer	Bob Cluck	Denny Walling	Ron Washington	Brad Fischer	Bob Alejo
1996	—	Bob Cluck	Denny Walling	Duffy Dyer	Ron Washington	Brad Fischer



(1999-2000) and one year at Single-A Clearwater (2001) in the Phillies farm system. He also played one game for Triple-A Las Vegas in 2000 and went 2-for-4. He concluded his playing career by hitting .417 in seven games for Yuba-Sutter of the Western League in 2002. Bush had a .284 average in 456 games overall.

Bush attended Dunedin High School and Valdosta State University. He resides in Dunedin, Fla. during the offseason. Bush is married, Rebecca, and has a son, Wyatt.

### MINOR LEAGUE RECORD

	AVG.	G	AB	R	H	2B	3B	HR	RBI	SH	SF	HP	BB	SO	SB	CS	SLG	OBP	E
TOTALS	.283	456	1536	252	434	85	12	42	248	10	14	12	225	256	35	26	.436	.375	26

## CHILI DAVIS

30


### HITTING COACH

Charles Theodore Davis

Named A's hitting coach, November 26, 2011

**Birthdate:** January 17, 1960

**Birthplace/Resides:** Kingston, Jamaica / Paradise Valley, Arizona



Chili Davis, a three-time All-Star and member of three World Series championship teams during an illustrious 19-year Major League playing career, returns for his third season as the A's hitting coach in 2014.

Davis, 54, oversaw an A's offense that hit 186 home runs in 2013 after belting 195 home runs in 2012. That was an increase of 81 from 2011, which was the second biggest turnaround in Athletics history. He served as the Boston Red Sox's Triple-A hitting coach with Pawtucket in 2011.

Originally selected in the 11th round of the 1977 draft by the San Francisco Giants, he became the first Jamaica-born player to play in the majors in 1981. Considered one of the greatest switch-hitters in baseball history, Davis batted .274 with 350 home runs, 1,372 RBI, 1,240 runs scored and a .451 slugging percentage in 2,436 big league games with the Giants (1981-87), California Angels (1988-90, 1993-96), Minnesota Twins (1991-92), Kansas City Royals (1997) and New York Yankees (1998-99).

He finished fourth in the National League Rookie of the Year balloting in 1982 after hitting .261 with 19 homers, 76 RBI and 24 stolen bases for San Francisco. Davis, a native of Kingston, Jamaica and graduate of Dorsey High School in Los Angeles, hit 20 or more home runs in 10 different seasons as an outfielder-designated hitter. He earned All-Star recognition with the Giants in 1984 and 1986, and with the Angels in 1994. Davis served as Bob Melvin's teammate with San Francisco in 1986-87, including the '87 club that won the NL West division crown.

Davis later played roles on three World Series championship teams—the 1991 Twins, and both the 1998 and 1999 Yankees. He batted .277 with 29 home runs and 93 RBI on that Minnesota title team, while hitting .279 with 30 homers and 90 RBI with Kansas City in 1997. His best RBI season came in 1993 with California, when he drove in 112 runs and hit 27 round-trippers. On the all-time switch-hitters list, he continues to rank among the Top 10 leaders in home runs (350, 5th), RBI (1,372, 6th) and walks (1,194, 8th).

After enjoying back-to-back World Series championships with the Yankees, Davis retired after the 1999 season. He entered his coaching career four years later, serving as hitting coach for the Australian National Team in 2003-04. He was hired by the Los Angeles Dodgers as a part-time instructor in the fall instructional league in 2010 before being named Pawtucket's hitting coach in 2011. Boston's Triple-A affiliate ranked among the International League leaders in on-base percentage (.335, third), runs scored (657, third), home runs (132, fifth) and slugging percentage (.401, sixth) in 2011.

### MAJOR LEAGUE RECORD

	AVG.	G	AB	R	H	2B	3B	HR	RBI	SH	SF	HP	BB	SO	SB	CS	SLG	OBP	E
TOTALS	.274	2436	8673	1240	2380	424	30	350	1372	20	94	15	1194	1698	142	98	.451	.360	80

## MIKE GALLEGO

2

### THIRD BASE COACH

Michael Anthony Gallego

Named A's third base coach, October 22, 2008

**Birthdate:** October 31, 1960

**Birthplace/Resides:** Whittier, California / Phoenix, Arizona



Mike Gallego completed his fifth season as the A's third base coach in 2013. It was his 17th season in the Oakland organization, which includes 12 years as a player.

Gallego joined the A's from the Colorado Rockies organization, where he spent nine seasons, including four as third base and infield coach on Clint Hurdle's Major League staff. His stay included a storybook 2007 season when they won the National League pennant. Under his tutelage, the Rockies set a Major League record for fielding percentage with a mark of .98925 in 2007. Shortstop Troy Tulowitzki led Major League shortstops with a .987 fielding percentage that year and Todd Helton topped all National League first basemen with a .999 fielding percentage. Gallego joined the Rockies organization as a roving infield coordinator in 2000, a position he held until joining the major league coaching staff May 1, 2002. He returned to his minor league duties in 2003-04, before rejoining the major league staff in 2005. Gallego launched his coaching career as Boston's minor league infield instructor in 1999.

Gallego's professional career began when the A's drafted him in the second round of the 1981 June draft out of UCLA. He made his major league debut with Oakland in 1985, spending 13 seasons in the majors with Oakland (1985-91, 95), the New York Yankees (1992-94) and St. Louis Cardinals (1996-97). He was a .239 career hitter with 42 home runs and 282 RBI in 1111 games, including .232 in 772 games with the A's. A valuable utility infielder, he played in three straight postseasons with Oakland from 1988-90 and was a member of the 1989 World Champion A's. In 1993, he won the Good Guy Award from the New York Press Photographer's Association and New York Baseball Writers after enjoying his best season, batting .283 with 10 home runs and 54 RBI.

A native of Whittier, Calif., Gallego graduated from St. Paul High School (Santa Fe Springs, Calif.) and attended UCLA for three years before being drafted by the A's. He and his wife, Caryn, have twin sons, Nicholas and Joseph (12/29/88) and a daughter, Allison (12/12/90). Nicholas played in the farm systems of Arizona (2010-12) and Colorado (2013). He and his family reside in Phoenix, Ariz.

### MAJOR LEAGUE RECORD

	AVG.	G	AB	R	H	2B	3B	HR	RBI	SH	SF	HP	BB	SO	SB	CS	SLG	OBP	E
TOTALS	.239	1111	2931	374	700	111	12	42	282	69	21	32	326	465	24	31	.328	.320	101

## CHIP HALE

14


### BENCH COACH

William (Chip) Hale III

Named A's bench coach, October 5, 2011

**Birthdate:** December 2, 1964

**Birthplace/Resides:** San Jose, California / Tucson, Arizona



Chip Hale is in his third season on Bob Melvin's staff as the A's bench coach. He served as the New York Mets' third base and infield coach the previous two seasons.

A San Jose, Calif. native who attended Campolindo High School in nearby Moraga, Hale previously worked under Melvin as third base and infield coach with the Arizona Diamondbacks from 2007-09. During that stint, he played a prominent role on Arizona's 2007 club which posted a 90-72 record and captured the National League West Division championship. He also spent the first month of the 2006 season as third base coach for the Diamondbacks until Carlos Tosca recovered from a broken foot.

A former Major League player, William (Chip) Hale III enjoyed six seasons as a minor league manager in the Arizona organization before joining Melvin. He steered the Triple-A Tucson Sidewinders to the Pacific Coast League and Triple-A titles in 2006 with a franchise-best 91-53 mark. His 233 wins and .540 winning percentage as Tucson's manager from 2004-06 are also all-time franchise records.

In 2002, Hale managed El Paso (AA) to the Texas League championship with a 76-62 mark. He also led Rookie-League Missoula to a 44-32 mark in 2000 and to the Northern Division's second-half championship in 2001. Hale was named the Pioneer League and *Baseball America's* Rookie-Level Manager of the Year in 2001.

Hale also served as an auxiliary coach with USA Baseball in Tucson in 1999, working with both the national team and the Intercontinental Cup teams.

Selected in the 17th round of the 1987 draft by Minnesota, Hale spent portions of seven seasons as a player in the big leagues with the Twins (1989-90, 1993-96) and the Los Angeles Dodgers (1997). He was a .277 lifetime hitter with seven home runs and 78 RBI in 333 games, playing five different positions as well as designated hitter, and registering a .289 (52-for-180) average as a pinch hitter.

While at the University of Arizona (1984-87), he started every game of his collegiate career in setting a record that would not be broken until 2001. Hale established school career marks for most hits and walks, and batted .345 for the 1986 Wildcat team that won the College World Series.

Hale and his wife, Judith, have three children—Jack, Edward and Sabrina. They live in Tucson, Ariz.

#### MAJOR LEAGUE RECORD

	AVG.	G	AB	R	H	2B	3B	HR	RBI	SH	SF	HP	BB	SO	SB	CS	SLG	OBP	E
TOTALS	.277	333	575	62	159	27	1	7	78	4	8	7	58	68	2	3	.363	.346	8

## ARIEL PRIETO

59

### MAJOR LEAGUE COACH

Ariel Prieto

Named A's coach, March 21, 2012

**Birthdate:** October 22, 1969

**Birthplace/Resides:** Havana, Cuba / Miami, Florida



Ariel Prieto returns for his third season on the A's coaching staff. It is his 11th season with the A's organization, which includes six years as a player.

Prieto began his coaching career as a pitching coach with the A's Arizona Rookie League affiliate in 2009. He spent three seasons there and was slated to spend 2012 with Single-A Vermont of the short season New York-Penn League. Prieto was added to the A's Major League coaching staff after the signing of Yoenis Céspedes.

A former A's first round draft selection in 1995, Prieto was selected by the A's with the fifth overall pick in the June draft after arriving from Cuba in April. He spent five seasons with Oakland from 1995-2000 and was 15-24 with a 4.88 ERA in 67 games, including 60 starts. The right-hander was the A's Opening Night starter in 1997 and made a career-high 22 starts. His six wins that year matched his career-high from the previous season and were the most by an A's starter. Prieto made just two starts in 1998 and missed the 1999 season after undergoing "Tommy John" surgery. He returned to pitch in eight games in 2000 and finished his Major League career with three relief appearances with Tampa Bay in 2001. From 2003-05, Prieto played in the minor leagues in the Pittsburgh, Detroit and Florida organizations. He was with a winter league team in Mexico in 2006.

## Coaches, continued

Prieto is a graduate of Fajardo University in Isle of Pines, Cuba. He was a member of the Cuban National team from 1990-94, where he set the national team record for strikeouts in one game when he fanned 20 at Nicaragua in 1990. Prieto was undefeated in international play with a record of 11-0.


A native of Havana, Cuba, Prieto makes his offseason home in Miami, Fla. with his wife, Janet, and daughters, Ariel and Melanea.

### MAJOR LEAGUE RECORD

	W	L	ERA	G	GS	CG	SHO	SV	IP	H	R	ER	HR	HB	BB	IBB	SO	WP	BK
TOTALS	15	24	4.85	70	60	3	0	0	352.1	407	218	190	34	20	176	7	231	17	4

## TYE WALLER

46



### FIRST BASE COACH

Elliott Tyrone Waller

Named A's first base coach, December 21, 2006

Named A's bench coach, December 22, 2008

Named A's first base coach, October 20, 2010

**Birthdate:** March 14, 1957

**Birthplace/Resides:** Fresno, California / San Diego, California

Tye Waller returns for his eighth season on the A's coaching staff, including his fourth consecutive season as first base coach. He joined the A's in 2007 as first base coach and split the 2008 season between first base and third base. Waller served as Bob Geren's bench coach in 2009 and 2010 before returning to the first base coaches box in 2011. This is Waller's 10th season on a major league staff, as he was San Diego's bullpen coach in 1995 and first base coach in 2006.

Waller spent 19 years in the Padres organization, beginning in 1988 as a coach with the Padres rookie-level club in Spokane, Wash. He then served as the club's minor league outfield and base running instructor from 1989-93 before taking over the managerial duties at Spokane for the 1994 season. Following his one-year stint on the major league staff in 1995, Waller served as San Diego's coordinator of minor league instruction from 1997-99 and as director of player development from 2000-05.

Selected by the St. Louis Cardinals in the fourth round of the 1977 First-Year Player Draft, Waller played 11 seasons professionally, including parts of four seasons in the majors. In his first season of professional ball, he batted .320 for Calgary and led the Pioneer League in hits, runs and RBI on his way to league MVP honors. He made his major league debut with the Cardinals in 1980, appearing in five games for the Redbirds. He was traded to the Chicago Cubs in the off-season to complete a deal that sent Leon Durham and Ken Reitz to the Cubs for Bruce Sutter. He appeared in 30 games for the Cubs in 1981, finishing the season batting .268 with three home runs and 13 RBI. Waller was traded to the White Sox in December of 1982 and signed a free agent contract with the Astros in 1983. He appeared in 11 games for the Astros in 1987, his last season of professional ball.

A native of Fresno, Calif., Waller graduated from Hoover High School and attended San Diego City College for two years. Tye makes his off-season home in San Diego with his wife, Cynthia. The couple has four children—Elliott and triplets Todd, Terrence and Tiffany.

### MAJOR LEAGUE RECORD

	AVG.	G	AB	R	H	2B	3B	HR	RBI	SH	SF	HP	BB	SO	SB	CS	SLG	OBP	E
TOTALS	.236	63	110	18	26	3	1	3	14	2	1	0	7	31	2	0	.364	.280	2



**PITCHING COACH**

Curtis Allen Young

Named A's pitching coach, October 21, 2011

**Birthdate:** April 16, 1960

**Birthplace/Resides:** Saginaw, Michigan / Scottsdale, Arizona

2014 ATHLETICS

Curt Young returns for his third season of his second stint as A's pitching coach. He was originally appointed to the position Dec. 2, 2003 and spent seven seasons with the A's before joining the Boston Red Sox as their pitching coach in 2011. The 2014 season marks Young's 30th year in the Oakland organization, which includes 12 years as a player, eight years as a minor league coach and 10 years as the major league pitching coach.

Under Young's guidance, the A's have finished second in the American League in ERA in each of the last two seasons, logging a 3.56 ERA in 2013 and 3.48 in 2012. The 2012 club featured an Oakland record-tying 12 rookies and the ERA was the lowest by an A's team since 1990. During his tenure as coach from 2004-10, Oakland pitchers posted an AL-best 4.03 ERA and held opponents to an AL-low .257 average while allowing the fewest home runs (1,062) in the league. His 2010 staff led the American League with a 3.56 ERA and 17 shutouts, while A's starters registered a Major League-best 3.47 ERA, the lowest such mark in the AL at the time since the 1990 Red Sox (3.32). In 2011, Boston pitchers ranked third in the American League in strikeouts (1,213) and opponent batting average (.247) and tied for fourth in shutouts (13).

During Young's tenure as Oakland pitching coach, 10 A's pitchers—Mark Mulder (2004), Tim Hudson (2004), Justin Duchschere (2005, 2008), Barry Zito (2006), Dan Haren (2007), Andrew Bailey (2009), Trevor Cahill (2010), Ryan Cook (2012), Bartolo Colón (2013) and Grant Balfour (2013)—have been selected to the American League All-Star team, with Mulder and Haren earning starts in the Midsummer Classic. Closers Huston Street (2005) and Bailey (2009) also earned AL Rookie of the Year honors.

Young began his coaching career in 1996 with the A's affiliate in the Arizona Rookie League. He spent three seasons in Scottsdale before he was named pitching coach at Single-A Visalia in 1999. Young spent the next three years as the pitching coach at Double-A Midland. His first Midland staff compiled a 4.60 ERA, which was the lowest figure posted by the club in 15 years. His 2001 staff bettered the previous year's figure by 20 points, finishing with a 4.40 ERA, and in 2002 the RockHounds finished with a 3.88 ERA. Young was promoted to Triple-A Sacramento for the 2003 season and the River Cats posted the fourth best ERA in the Pacific Coast League (3.90) en route to the PCL Championship.

Young compiled a 69-53 record and a 4.31 ERA in 251 games, 162 starts, in an 11-year Major League pitching career that included stints with Oakland (1983-91, 93), Kansas City (1992) and the New York Yankees (1992). He was originally drafted by the A's in the fourth round of the 1981 June draft, making his major league debut in 1983. The left-hander went 13-9 with a 3.45 ERA in 1986, leading the team in victories and earning him an Opening Day start in 1987. He matched his career best in wins in 1987, posting a 13-7 record and a 4.08 ERA in a career-high 31 starts. Young was also a member of the A's starting rotation when they won three consecutive American League pennants from 1988-90. He tossed two one-hitters during his career: Oct. 5, 1986 against Kansas City and June 9, 1987 against Chicago.

Young graduated from Arthur Hill High School in Saginaw, Mich., where he also starred as a quarterback, and attended Central Michigan University. In 1980, he pitched for the United States team in the World Amateur Baseball Tournament in Japan. Curt makes his offseason home in Scottsdale, Ariz. with his wife, Kathy, and their two sons (Daniel and Jamie) and daughter (Shannon).

**MAJOR LEAGUE RECORD**

	W	L	ERA	G	GS	CG	SHO	SV	IP	H	R	ER	HR	HB	BB	IBB	SO	WP	BK
TOTALS	69	53	4.31	251	162	15	3	0	1107.0	1133	581	530	147	33	366	11	536	26	14



**LEFT-HANDED PITCHER**

**Height/Weight:** 6-1 / 220      **Bats/Throws:** Left / Left  
**Birthdate:** December 17, 1985      **Opening Day Age:** 28  
**Birthplace/Resides:** La Romana, Dominican Republic / La Romana, Dominican Republic  
**Major League Service:** 2 years, 73 days  
**Obtained:** Acquired from the Washington Nationals for minor league infielder John Wooten, November 25, 2013  
**Contract Status:** First year of a one-year contract through 2014

**CAREER HIGHLIGHTS**

Was acquired by the A's following the 2013 season after going 1-14 with a 4.56 ERA in 127 games over four seasons with Houston (2010-12) and Washington (2013)...logged a 3.35 ERA in a career-high 39 relief appearances with the Nationals in 2013...appeared in 37 games with Houston in 2012, including six starts, his only starts in the majors...was on an Opening Day roster for the first time with Houston in 2011...recorded his first, and only, Major League win April 7, 2011 at Cincinnati...has a 13-game losing streak since then...made his Major League debut with the Astros in 2010, compiling a 2.84 ERA in 22 relief appearances...earned Dominican League All-Star honors in first professional campaign in 2003, finishing 6-2 with a 1.61 ERA in 14 starts.

**2013 HIGHLIGHTS**

Began the season at Triple-A Syracuse and was 1-0 with a 1.06 ERA in 17 relief appearances when he was promoted to Washington May 21...spent the remainder of the season with the Nationals, going 0-3 with a 3.35 ERA in a career-high 39 relief appearances...allowed a .271 opponents batting average but surrendered just nine extra base hits for a career-low .368 slugging percentage...yielded a .247 (23-for-93) average to right-handed hitters compared to .306 (19-for-62) against left-handers...had a 1.83 ERA in 20 appearances before the All-Star Break but then posted a 5.00 ERA in 19 games after the break...compiled a 0.95 ERA and .162 opponents batting average in 21 outings at Nationals Park...was charged with all three of his losses and allowed a 5.79 ERA and .356 opponents average in 18 games on the road...opponents hit .171 when leading of an inning but first batters faced had a .278 batting average...now has a .188 (21-for-112) career average against batters leading off an inning...allowed 6-of-15 (40.0%) inherited runners to score...logged a 1.42 ERA in seven outings on no days rest, 3.73 in his other 32 appearances...posted a 1.64 ERA in 12 games during the day compared to 4.05 in 27 games at night...now has a 1.91 ERA (8 er in 37.2 ip) in 40 day games and a 5.74 ERA (54 er in 84.2 ip) in 87 games at night...had a 1.69 ERA in nine interleague appearances despite a .320 opponents batting average...tossed at least one inning in 25 of his 39 outings, including a season-high 2.0 innings six times...pitched for Toros del Este in the Dominican Winter League following the season and was 0-1 with a 4.70 ERA in eight relief appearances.

**WASHINGTON:** Began his Nationals career with a 10-game, 8.2-inning scoreless streak from May 25 to June 11...allowed his first run of the season June 14 at Cleveland...entered the game in the bottom of the ninth inning with the score tied at 1-1 and allowed the winning run to score on a failed fielders choice...struck out a season-high three batters in 1.0 innings June 11 at Colorado...compiled a 1.46 ERA in 12 games in June and a 1.86 ERA in 10 games in July...had a 1.48 ERA entering August but allowed eight runs in 7.2 innings over nine appearances in the month (9.39 ERA)...was charged with his third loss and only blown save of the season Aug. 4 at Milwaukee...now has a 13-game losing streak dating back to April 9, 2011...that is the longest active losing streak in the majors...did not allow a home run over his first 27 games and 25.0 innings...then allowed three home runs over a five-game stretch from Aug. 7 to 19...did not allow a run over a six-game stretch from Aug. 24 to Sept. 23 (6.2 ip) but then allowed two runs in 0.2 innings in his final outing Sept. 27 at Arizona.

**SYRACUSE:** Allowed a .254 opponents batting average with the Chiefs, including .211 (8-for-38) against right-handed hitters compared to .310 (9-for-29) with both of his walks against left-handers...yielded a .154 average to batters leading of an inning but had a .300 mark with runners in scoring position...did not allow a run in seven games on the road (6.1 ip)...did not allow a home run in 17.0



innings...allowed 5-of-12 (41.7%) inherited runners to score...began the season with an eight-game, 8.0-inning scoreless streak from April 5 to 24...then allowed a run in back-to-back outings April 26 and 30 before finishing the Triple-A portion of his campaign with a seven-game, 7.2-inning scoreless streak.

## CAREER

**2012**—Was on the Astros Opening Day roster for the second consecutive season and went 0-6 with a 5.09 ERA in 37 games, including six starts, over three stints with Houston...was 0-6 with a 6.45 ERA in his six starting assignments...compiled a 3.80 ERA in his 31 relief appearances...allowed a .311 opponents batting average, including .277 against left-handed hitters compared to .331 against right-handers...first batters faced were 8-for-29 (.276) with a walk and hit by pitch in his relief appearances...allowed 7-of-23 (30.4%) inherited runners to score...pitched twice during his first stint, allowing a run in 1.1 innings (6.75 ERA) before he was optioned to Oklahoma City April 9...recalled April 27 and logged a 4.70 ERA in 13 outings before going on the disabled list May 26 with a strained right intercostal...had a two-game rehab assignment before he was reinstated from the DL June 15...compiled a 3.14 ERA in 15 relief appearances before he was optioned a third time July 27...returned for good Aug. 25 and joined the starting rotation...lost each of his six starts before pitching in relief in his final outing Oct. 3...was 2-0 with two saves and a 3.90 ERA in 13 games, three starts, with Triple-A Oklahoma City...opponents hit .303, including .293 by right-handed hitters compared to .324 by left-handers...struck out 28 in 27.2 innings...pitched for Este in the Dominican Winter League following the season...was 0-2 with a 8.64 ERA and .415 opponents batting average in five games, two starts.

**2011**—Was a member of Houston's Opening Day roster for the first time and went 1-4 with a 7.32 ERA in 29 relief appearances over two stints...opponents hit .326, including .273 by left-handers...held first batters faced to a .208 batting average...allowed 5-of-11 (45.5%) inherited runners to score...recorded his first, and only, Major League win April 7 at Cincinnati...tossed 1.1 scoreless innings in the Astros 3-2 win...compiled a 7.43 ERA in 22 relief appearances during his first stint before he was optioned to Triple-A Oklahoma City May 17...returned June 16 and logged a 7.11 ERA in seven games before going on the disabled list July 3 with left shoulder tendinitis...made four rehab appearances before he was reinstated from the DL and optioned to Oklahoma City July 30...spent the balance of the season with the RedHawks and was 2-3 with a 4.80 ERA in 29 games overall at Triple-A...went 1-1 with a 2.25 ERA in four starts for Este in the Dominican Winter League.

**2010**—Made his Major League debut with Houston and had a loss and a 2.84 ERA in 22 relief appearances over two stints...did not allow a run in 18 of those outings...opponents hit .200, including .179 by left-handed hitters...first batters faced were 2-for-20 (.100) with two walks...recalled July 25 and made his debut July 28 against Chicago (NL), tossing 1.0 scoreless inning (1 h, 1 bb)...that was his only appearance before he was optioned to Round Rock Aug. 1...returned Aug. 19 and spent the rest of the season with the Astros...rung up Mike Stanton for first big league strikeout Aug. 20 at Florida...combined for a 4-3 record and a 2.35 ERA in 19 games, four starts with Double-A Corpus Christi and Triple-A Round Rock...went 3-0 with a 2.38 ERA in 10 games, six starts, with Este in the Dominican Winter League.

**2009**—Began the season at Single-A Lancaster where he went 4-6 with six saves and a 4.14 ERA in 41 relief appearances...led the club in saves...was promoted to Double-A Corpus Christi Aug. 27 and went 0-1 with a 3.21 ERA in three starts...combined for a 4.00 ERA in 44 games overall...struck out 92 and walked just 11 in 96.2 innings...averaged 1.02 walks per nine innings and had a strikeout-to-walk ratio of 8.36...was Lancaster's Pitcher of the Month in May (1-0, one save, 1.06 ERA, 7 games)...pitched for Este in the Dominican Winter League and went 3-1 with a 3.42 ERA in 10 starts.

**2008**—Spent the entire season at Single-A Lexington where he was 2-7 with three saves and a 3.30 ERA in 45 relief appearances...led the Legends in appearances and relief innings...was named Lexington's Pitcher of the Month in May (one save, 3.00 ERA)...did not allow a run in three games (2.1 ip) with Azucareros del Este in the Dominican Winter League.

**2007**—Combined for a 6-4 record, one save and 4.25 ERA in 19 games, four starts, with Greenville and Tri-City in his first season in the United States...struck out 59 in 53.0 innings...walked just 14 for a strikeout-to-walk ratio of 4.21.

**2006**—Was 5-2 with a 1.32 ERA in 15 games, 11 starts, in his fourth and final year with Houston's Dominican Summer League entry.

**2005**—Pitched in just one game for the DSL Astros, logging a 3.00 ERA in a starting assignment.

**2004**—Posted a sub-2.00 ERA for the second consecutive year, going 4-1 with a 1.29 ERA in eight starting assignments for the DSL Astros.

**2003**—Earned Dominican League All-Star honors in first professional campaign, finishing 6-2 with a 1.61 ERA in 14 starts.

## PERSONAL/MISCELLANEOUS

Fernando Antonio Abad was originally signed by Houston scouts Julio Linares and Adriano Rodriguez.

### LIFETIME PITCHING RECORD

Year	Club	W	L	ERA	G	GS	CG	SHO	SV	IP	H	R	ER	HR	HB	BB	IBB	SO	WP	BK
2003	DSL Astros	6	2	1.61	14	14	0	0	0	78.1	55	24	14	0	4	7	0	87	3	0
2004	DSL Astros	4	1	1.29	8	8	0	0	0	42.0	24	10	6	0	2	7	0	39	2	1
2005	DSL Astros	0	0	3.00	1	1	0	0	0	3.0	4	2	1	0	0	0	0	2	0	0
2006	DSL Astros	5	2	1.32	15	11	0	0	1	61.1	50	18	9	1	6	7	0	64	0	1
2007	Greenville Tri-City	6	4	4.14	17	4	0	0	1	50.0	47	29	23	6	2	12	0	54	2	3
2008	Lexington	0	0	6.00	2	0	0	0	0	3.0	2	2	2	0	0	2	0	5	0	0
2008	Lexington	2	7	3.30	45	0	0	0	3	76.1	78	31	28	9	4	13	3	94	1	2
2009	Lancaster Corpus Christi	4	6	4.14	41	0	0	0	6	82.2	78	42	38	8	5	8	0	79	3	0
2009	Corpus Christi	0	1	3.21	3	3	0	0	0	14.0	12	7	5	1	0	3	0	13	1	0
2010	Corpus Christi HOUSTON	4	3	2.50	14	4	0	0	0	39.2	48	16	11	3	0	6	1	33	2	1
2010	Round Rock	0	1	2.84	22	0	0	0	0	19.0	14	6	6	3	0	5	0	12	0	0
2011	HOUSTON	0	0	1.42	5	0	0	0	0	6.1	5	1	1	1	0	2	0	9	0	0
2011	HOUSTON	1	4	7.32	29	0	0	0	0	19.2	28	18	16	5	1	9	0	15	0	0
2011	Oklahoma City	2	3	4.80	29	0	0	0	0	30.0	32	16	16	4	0	6	2	31	1	0
2011	GCL Astros	0	0	0.00	2	0	0	0	0	2.0	1	0	0	0	0	0	0	2	0	0
2012	HOUSTON	0	6	5.09	37	6	0	0	0	46.0	57	27	26	6	3	19	1	38	4	0
2012	Oklahoma City	2	0	3.90	13	3	0	0	2	27.2	33	12	12	3	1	7	1	28	0	2
2013	Syracuse	1	0	1.06	17	0	0	0	0	17.0	17	2	2	0	0	2	0	12	0	0
2013	WASHINGTON	0	3	3.35	39	0	0	0	0	37.2	42	14	14	3	1	10	0	32	0	0
<b>ML Totals</b>		<b>1</b>	<b>14</b>	<b>4.56</b>	<b>127</b>	<b>6</b>	<b>0</b>	<b>0</b>	<b>0</b>	<b>122.1</b>	<b>141</b>	<b>65</b>	<b>62</b>	<b>17</b>	<b>5</b>	<b>43</b>	<b>1</b>	<b>97</b>	<b>4</b>	<b>0</b>

### CAREER TRANSACTIONS

**2002** — Signed as a non-drafted free agent by the Houston Astros, September 6. **2011** — On the disabled list, July 3 to 29; included rehabilitation assignments to GCL Astros, July 15 to 16 and July 29, and Oklahoma City, July 17 to 21. **2012** — On the disabled list, May 26 to June 14; included rehabilitation assignment to Oklahoma City, June 8 to 14. Elected free agency, November 2; signed by the Washington Nationals to a minor league contract, November 19. **2013** — Traded to the Oakland Athletics for minor league outfielder John Wooten, November 25.

### OAKLAND A'S OLDEST ALL-STARS

40 years, 53 days	Bartolo Colón, 2013
37 years, 285 days	Dennis Eckersley, 1992
36 years, 279 days	Dennis Eckersley, 1991
35 years, 280 days	Dennis Eckersley, 1990
35 years, 198 days	Grant Balfour, 2013
34 years, 128 days	Steve Ontiveros, 1995
33 years, 283 days	Dennis Eckersley, 1988

## VS. THE AMERICAN LEAGUE

2013		CAREER												
ERA	W	L	S	G	IP	ER	vs. TEAM	ERA	W	L	S	G	IP	ER
0.00	0	0	0	3	1.1	0	Baltimore	0.00	0	0	0	3	1.1	0
—	0	0	0	0	0.0	0	Boston	27.00	0	0	0	2	1.1	4
6.75	0	1	0	2	1.1	1	Cleveland	4.50	0	1	0	3	2.0	1
0.00	0	0	0	1	1.0	0	Detroit	0.00	0	0	0	1	1.0	0
0.00	0	0	0	1	0.1	0	Kansas City	0.00	0	0	0	2	1.0	0
0.00	0	0	0	2	1.1	0	Minnesota	0.00	0	0	0	2	1.1	0
—	0	0	0	0	0.0	0	Tampa Bay	4.50	0	0	0	1	2.0	1
—	0	0	0	0	0.0	0	Texas	0.00	0	0	0	5	3.0	0

## VS. THE NATIONAL LEAGUE

2013		CAREER												
ERA	W	L	S	G	IP	ER	vs. TEAM	ERA	W	L	S	G	IP	ER
27.00	0	0	0	1	0.2	2	Arizona	4.50	0	0	0	5	4.0	2
7.36	0	0	0	4	3.2	3	Atlanta	9.00	0	1	0	5	4.0	4
9.00	0	0	0	1	2.0	2	Chicago	3.21	0	1	0	13	14.0	5
—	0	0	0	0	0.0	0	Cincinnati	7.20	1	1	0	10	10.0	8
0.00	0	0	0	3	3.0	0	Colorado	2.08	0	0	0	5	4.1	1
0.00	0	0	0	1	1.0	0	Los Angeles	3.60	0	1	0	5	5.0	2
3.00	0	0	0	2	3.0	1	Miami	9.64	0	1	0	4	4.2	5
6.75	0	1	0	3	2.2	2	Milwaukee	3.00	0	1	0	10	6.0	2
0.00	0	0	0	6	6.2	0	New York	0.59	0	1	0	14	15.1	1
3.86	0	1	0	4	4.2	2	Philadelphia	1.74	0	1	0	9	10.1	2
—	0	0	0	2	1.1	0	Pittsburgh	7.94	0	2	0	11	11.1	10
—	0	0	0	0	0.0	0	San Diego	8.10	0	0	0	4	3.1	3
5.40	0	0	0	2	1.2	1	San Francisco	6.75	0	0	0	3	2.2	2
0.00	0	0	0	1	2.0	0	St. Louis	6.23	0	3	0	8	13.0	9
—	0	0	0	0	0.0	0	Washington	0.00	0	0	0	2	1.1	0

## MONTHLY BREAKDOWN

2013		CAREER												
ERA	W	L	S	G	IP	ER	by MONTH	ERA	W	L	S	G	IP	ER
—	0	0	0	0	0.0	0	April	7.71	1	2	0	18	11.2	10
0.00	0	0	0	4	2.1	0	May	4.15	0	2	0	23	13.0	6
1.46	0	2	0	12	12.1	2	June	1.13	0	2	0	23	24.0	3
1.86	0	0	0	10	9.2	2	July	5.03	0	0	0	22	19.2	11
9.39	0	1	0	9	7.2	8	August	7.17	0	3	0	15	21.1	17
3.18	0	0	0	4	5.2	2	September	4.35	0	5	0	23	31.0	15
—	0	0	0	0	0.0	0	October	0.00	0	0	0	3	1.2	0

## PITCHING BREAKDOWN

2013		CAREER												
ERA	W	L	S	G	IP	ER	by CATEGORY	ERA	W	L	S	G	IP	ER
0.95	0	0	0	21	19.0	2	Home	4.24	0	6	0	63	57.1	27
5.79	0	3	0	18	18.2	12	Road	4.85	1	8	0	64	65.0	35
1.64	0	1	0	12	11.0	2	Day	1.91	1	3	0	40	37.2	8
4.05	0	2	0	27	26.2	12	Night	5.74	0	11	0	87	84.2	54
1.83	0	2	0	20	19.2	4	Pre-ASG	4.06	1	6	0	73	57.2	26
5.00	0	1	0	19	18.0	10	Post-ASG	5.01	0	8	0	54	64.2	36
—	0	0	0	0	0.0	0	Starter	6.45	0	6	0	6	22.1	16
3.35	0	3	0	39	37.2	14	Reliever	4.14	1	8	0	121	100.0	46

## BALLPARK BREAKDOWN

	ERA	W	L	S	G	IP	ER
AT&T Park	9.00	0	0	0	1	1.0	1
Busch Stadium	3.86	0	1	0	2	7.0	3
Camden Yards	—	0	0	0	1	0.0	0
Chase Field	4.50	0	0	0	5	4.0	2
Citi Field	1.04	0	1	0	5	8.2	1
Citizens Bank Park	2.45	0	1	0	7	7.1	2
Comerica Park	0.00	0	0	0	1	1.0	0
Coors Field	0.00	0	0	0	1	1.0	0
Dodger Stadium	0.00	0	0	0	2	1.1	0
Great American	4.15	1	0	0	7	4.1	2
Kauffman Stadium	0.00	0	0	0	1	0.1	0
Marlins Park	3.00	0	0	0	2	3.0	1
Miller Park	10.80	0	1	0	3	1.2	2
Minute Maid Park	5.87	0	6	0	42	38.1	25
Nationals Park	0.89	0	0	0	23	20.1	2
PETCO Park	40.50	0	0	0	1	0.2	3
PNC Park	10.00	0	2	0	8	9.0	10
Progressive Field	6.75	0	1	0	2	1.1	1
Rangers Ballpark	0.00	0	0	0	2	1.2	0
Sun Life Stadium	18.00	0	0	0	1	1.0	2
Turner Field	8.10	0	1	0	4	3.1	3
Wrigley Field	3.00	0	0	0	6	6.0	2

## FIELDING STATISTICS

### Pitcher

Year	Pct.	G	PO	A	E	TC	DP
2010	1.000	22	0	3	0	3	0
2011	.600	29	1	2	2	5	0
2012	1.000	37	3	6	0	9	0
2013	1.000	39	1	4	0	5	0
<b>Totals</b>	<b>.909</b>	<b>127</b>	<b>5</b>	<b>15</b>	<b>2</b>	<b>22</b>	<b>0</b>

## ABAD'S CAREER BESTS

**Low Hit Complete Game:** None

**Innings Pitched:** 5.0, September 18, 2012 at St. Louis. As reliever: 2.0 (eight times), last: September 23, 2013 at St. Louis

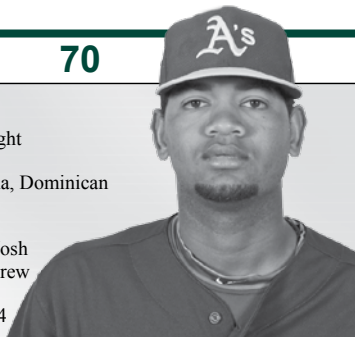
**Strikeouts:** 6, September 18, 2012 at St. Louis. As reliever: 3 (three times), last: June 11, 2013 at Colorado

**Pitches:** 87, September 5, 2012 at Pittsburgh. As reliever: 41, June 25, 2011 vs. Tampa Bay

**Longest Winning Streak:** 1, April 7, 2011

**Longest Losing Streak:** 13, April 9, 2011 to present

**Longest Scoreless Streak:** 9.0, October 3, 2012 to June 11, 2013

**RIGHT-HANDED PITCHER****Height/Weight:** 6-3 / 205**Bats/Throws:** Right / Right**Birthdate:** December 4, 1992**Opening Day Age:** 21**Birthplace/Resides:** Barahona, Dominican Republic / Barahona, Dominican Republic**Major League Service:** None**Obtained:** Acquired from the Boston Red Sox with outfielder Josh Reddick and minor league infielder Miles Head for pitcher Andrew Bailey and outfielder Ryan Sweeney, December 28, 2011**Contract Status:** First year of a one-year contract through 2014**CAREER HIGHLIGHTS**

Was originally signed by the Boston organization July 2, 2009 out of the Dominican Republic and spent two years in the Red Sox farm system before he was dealt to the A's as part of the Josh Reddick trade following the 2011 season...is 24-24 with a 3.51 ERA in 80 games, including 70 starts, in four seasons as a professional...has issued just 82 walks in 384.2 innings, an average of 1.92 per nine innings...tied for fifth among all Single-A pitchers with 12 wins in 2013...had a 10-game winning streak from April 9 to July 8 that year...was rated as the A's No. 3 prospect by *Baseball America* following the 2013 season...named to the Gulf Coast League Postseason All-Star team in his first season in the United States in 2011 after posting a league-leading 0.75 ERA in nine starts.

**2013 HIGHLIGHTS**

Split his season between the A's two Single-A affiliates at Beloit and Stockton and combined for a 12-6 record and a 3.22 ERA in 27 games, all starts...had career highs in wins, games started, innings pitched (156.1) and strikeouts (124)...tied for second in the A's farm system in wins, ranked third in ERA, fourth in innings and fifth in strikeouts...was rated as the A's No. 3 prospect by *Baseball America* following the season...tied for fifth among all Single-A pitchers in wins, ranked seventh in innings pitched and tied for seventh in starts...had a 10-game winning streak from April 9 to July 8 and compiled a 2.06 ERA over that 16-start stretch...surrendered 11 home runs for the season, an average of 0.63 per nine innings...issued 24 walks or 1.38 per nine innings...held the opposition to a .258 opponents batting average, including .257 (66-for-257) against left-handed hitters compared to .259 (91-for-352) against right-handers...issued 16 of his 28 walks to lefties...allowed a .234 average with the bases empty compared to .294 with runners on base...compiled a 4.73 ERA in the first two innings of a game, compared to 2.28 from the third inning on...his teams were 16-11 (.593) in his starting assignments...tossed six or more innings in 18 of his 27 starts, allowed two runs or fewer 16 times and walked two batters or fewer 25 times.

**MINORS:** Began the season at Beloit and went 7-1 with a 2.44 ERA in 13 starts...was 2-0 with a 1.10 ERA in five starts at home compared to 5-1 with a 3.43 ERA in eight starts on the road...allowed seven runs on nine hits in 3.2 innings in his first start April 4 against Cedar Rapids...then went 7-0 with a 1.95 ERA over his final 12 starts with the Snappers...began the streak by tossing 7.0 shutout innings of one-hit ball in a 4-1 victory at Peoria April 9...did not allow a home run over an eight-start stretch from April 9 to May 20...allowed a season-high 12 hits in 6.0 innings at Lansing May 4 but picked up his fourth win...then tossed a seven-inning complete game one-hit 4-0 shutout in the second game of a double-header May 10 against Peoria...did not walk a batter and struck out three...that began a stretch of three consecutive starts without issuing a walk...struck out a season-high nine in a season-high 8.0 innings May 31 against Quad Cities...allowed just one run but had a no decision in a 6-3, 14-inning loss...did not allow a run in back-to-back starts at Wisconsin June 6 (7.0 ip) and against Wisconsin June 11 (6.0 ip), his final two starts with Beloit...named to the Midwest League Midseason All-Star team and pitched the second inning for the West squad in the game June 18 (1.0 ip, 1 bb, 1 so)...was promoted to Single-A Stockton June 20 and went 5-5 with a 3.76 ERA in 14 starts with the Ports...went 2-2 with a 2.66 ERA in seven starts at home compared to 3-3 with a 5.14 ERA in seven starts on the road...won each of his first three decisions with the Ports to extend his winning streak to 10 games...then went 2-5 with a 4.13 ERA over his final 10 starts...extended the winning streak to 10 games July 8 against Visalia and then matched his season-high with nine strikeouts in 6.2 innings July 13 against High Desert...was named California League Pitcher of the Week for the week of July 8-14 after going 1-0 with a 0.69 ERA and 16 strikeouts in 13.0 innings over two starts...had his winning streak snapped July 19 against Rancho

Cucamonga when he allowed three runs, all on solo home runs, in 6.0 innings...did not walk a batter over a three-start stretch from July 30 to Aug. 15...surrendered a season-high eight runs in 3.2 innings at Modesto Aug. 4...matched his season-high with nine strikeouts against Modesto Aug. 10...walked a season-high three batters Aug. 15 at Lake Elsinore and Aug. 26 against Visalia.

## CAREER

**2012**—Spent his first season in the A's organization at Single-A Burlington where he went 6-11 with a 5.08 ERA in 27 games, including 17 starts...the losses were a career-high, the most on the Bees and tied for third most in the Midwest League...walked 38 batters in 102.2 innings after issuing just 20 free passes in 125.2 innings over his first two seasons...surrendered 12 home runs after yielding just one in his first two campaigns...began the season in the starting rotation and went 5-8 with a 5.38 ERA and .318 opponents batting average in 17 starts...was moved to the bullpen July 16 and each of his final 10 appearances came in relief...was 1-3 with a 3.63 ERA and .234 opponents average out of the pen...allowed 4 of 5 (80.0%) inherited runners to score...was 1-7 with a 7.33 ERA and .356 opponents batting average in 13 games at home compared to 5-4 with a 3.21 ERA and .256 opponents average in 14 contests on the road...his opponents batting average included a .300 mark against right-handed hitters compared to .313 against left-handers...allowed a .242 average to batters leading off an inning...compiled a 9.53 ERA in five starts during the day, had a 3.83 ERA in 22 games at night...wet 0-3 with a 7.79 ERA over his first four starts but followed that up with a five-start stretch from April 29 to May 23 where he compiled a 3-1 record and a 1.98 ERA...struck out a season-high six batters in a season-high tying 6.0 shutout innings June 2 at Quad Cities...allowed one run in 6.0 innings in his final start July 12 against Bowling Green but had a no decision...made his first relief appearance July 16 against Dayton, tossing 2.0 perfect innings...tossed exactly two innings in seven of his 10 relief appearances

**2011**—Combined for a 1-4 record and a career-low 2.20 ERA in 13 games, all starts, in his first season in the United States with the Red Sox affiliate in the Gulf Coast Rookie League and Single-A Lowell...did not allow a home run in 65.1 innings...walked just 12, an average of 1.65 per nine innings...named to the GCL Postseason All-Star team after going 1-1 with a league-leading 0.75 ERA in nine starts...also led the league with a .147 opponents batting average and ranked second in fewest walks per nine innings (1.13)...the opponents batting average included a .144 mark against right-handed hitters compared to .153 against left-handers...issued all six of his walks to righties...opponents hit .125 with runners in scoring position and .114 when leading off an inning...compiled a 0.35 ERA and .110 opponents batting average in five starts on the road...allowed one run or fewer and walked one batter or fewer in eight of his nine starts...did not allow a run and surrendered just two hits and three walks over his first three starts (16.0 ip)...picked up his lone win July 22 at the Twins, tossing a season-high tying 6.0 shutout innings...struck out a season-high 11 batters in 5.0 innings in his final start Aug. 21 in the second game of a doubleheader against the Rays...was promoted to Lowell Aug. 17 and went 0-3 with a 6.23 ERA and .333 opponents batting average in four starts with the Spinners...his opponents batting average included a .273 mark against left-handers compared to .381 against right-handers...allowed seven runs in 2.1 innings in his first start but then logged a 3.00 ERA over his final three starts.

**2010**—Made his professional debut with the Red Sox affiliate in the Dominican Summer League...was 5-3 with a 3.28 ERA and .260 opponents batting average in 13 starts...tied for the team-lead in wins...surrendered just one home run in 60.1 innings and walked eight (1.19 per nine innings)...opponents hit .091 with runners in scoring position and two outs...named to the DSL Midseason All-Star team...made his debut May 30 at the Royals, a no decision in a 7-4 win (3.0 ip, 2 h, 2 r, 2 er, 1 bb, 3 so)...tossed 5.0 shutout innings and allowed just one hit for his first win June 10 against the Pirates...followed that up with a five-inning complete game five-hitter in a 5-2 win over Yankees-2...went 3-0 with a 1.29 ERA over his final four starts.

## PERSONAL/MISCELLANEOUS

Raul Alcantara was originally signed by Boston scout Manny Nanita.

## LIFETIME PITCHING RECORD

Year	Club	W	L	ERA	G	GS	CG	SHO	SV	IP	H	R	ER	HR	HB	BB	IBB	SO	WP	BK
2010	DSL Red Sox	5	3	3.28	13	13	1	0	0	60.1	61	31	22	1	2	8	0	34	3	0
2011	GCL Red Sox	1	1	0.75	9	9	0	0	0	48.0	23	5	4	0	3	6	0	36	1	0
	Lowell	0	3	6.23	4	4	0	0	0	17.1	25	14	12	0	1	6	0	14	0	0
2012	Burlington	6	11	5.08	27	17	0	0	0	102.2	119	64	58	12	7	38	0	57	2	4
2013	Beloit	7	1	2.44	13	13	1	1	0	77.1	84	29	21	3	4	7	0	58	2	0
	Stockton	5	5	3.76	14	14	0	0	0	79.0	73	45	33	8	4	17	0	66	6	1
<b>Minor League Totals</b>		<b>24</b>	<b>24</b>	<b>3.51</b>	<b>80</b>	<b>70</b>	<b>2</b>	<b>1</b>	<b>0</b>	<b>384.2</b>	<b>385</b>	<b>188</b>	<b>150</b>	<b>24</b>	<b>21</b>	<b>82</b>	<b>0</b>	<b>265</b>	<b>14</b>	<b>5</b>

## CAREER TRANSACTIONS

**2009** — Signed as a non-drafted free agent by the Boston Red Sox, July 2. **2011** — Traded to the Oakland Athletics with outfielder Josh Reddick and minor league infielder Miles Head for pitcher Andrew Bailey and outfielder Ryan Sweeney, December 28.

## OAKLAND A'S CLINCHING DATES

Year	Date	Game No.	Opponent	Score	Winner	Loser
1971	September 15	149	at Chicago	3-2	Grant	Wood
1972	September 28	150	Minnesota	8-7	Fingers	LaRoche
1973	September 23	156	at Chicago	10-5	Blue	Wood
1974	September 27	158	Chicago	2-3	Bahnsen	Holtzman
1975	September 24	158	Chicago	13-2	Blue	Jefferson
1988	September 19	151	Minnesota	5-3	Stewart	Toliver
1989	September 27	158	Texas	5-0	Moore	Moyer
1990	September 25	154	at Kansas City	5-0	Stewart	Applier
1992	September 28	156/157	Off Day*			
2000	October 1	161	Texas	3-0	Hudson	Glynn
2001	September 23	150	Seattle	7-4	Mulder	Garcia
2002	September 20 (Playoff)	154	Texas	4-2	Mecir	Kolb
	September 26 (Division)	159	at Seattle	5-3 (10)	Koch	Hasegawa
2003	September 23	158	Texas	4-3 (10)	Foulke	Cordero
2006	September 26	157	at Seattle	12-3	Harden	Woods
2012	October 1 (Playoff)	160	Texas	4-3	Parker	Perez
	October 3 (Division)	162	Texas	12-5	Scribner	Holland
2013	September 22	156	Minnesota	11-7	Gray	De Vries

\*Chicago defeated 2nd place Minnesota on the A's off day.



**CATCHER****Height/Weight:** 6-1 / 200**Bats/Throws:** Left / Right**Birthdate:** December 16, 1986**Opening Day Age:** 27**Birthplace/Resides:** Thousand Oaks, California / Simi Valley, California**Major League Service:** 128 days**Obtained:** Acquired from the Cincinnati Reds for international cash, August 24, 2014**Contract Status:** First year of a one-year contract through 2014.**CAREER HIGHLIGHTS**

Is a .210 (13-for-62) career hitter in 35 games in parts of three seasons in the majors with St. Louis (2010 and 2012) and Chicago-AL (2013)...is a .282 (669-for-2370) career hitter in 693 games over nine seasons in the minors...was the starting catcher in the 2007 All-Star Futures Game at San Francisco...also played in the Futures Game in 2008 at New York (AL)...earned postseason All-Star honors in the Texas League in 2007 and the Midwest League in 2006.

**2013 HIGHLIGHTS**

Spent the entire regular season at Triple-A Charlotte where he batted .224 with seven home runs and 26 RBI in 64 games...earned a September promotion to Chicago (AL) and went 1-for-18 (.056) with a double and two RBI in 10 games with the White Sox...all 10 of his games came as a catcher, including six starts...opponents were successful in all three of their stolen base attempts off him...went 0-for-his-first-14, which was the longest hitless streak of his career, before delivering a two-run double in the ninth inning at Detroit Sept. 21 for his lone hit of the season...hit .224 with seven home runs and 26 RBI in 64 games with Charlotte...batted .260 (40-for-154) with all seven of his home runs and 25 of his 26 RBI against right-handed pitching compared to .125 (7-for-56) against left-handers...hit .189 at home, .250 on the road...combined for a .175 batting average in April and May, hit .270 in June, .340 in July and .152 in August...hit .300 with a .391 on-base percentage when leading off an inning...had a .159 batting average with runners in scoring position...appeared exclusively at catcher on defense, where he played 42 games...tossed out 15-of-70 (21.4%) attempted base stealers...also made one start at designated hitter and doubled in his only at bat as a pinch hitter...saw his most action batting seventh (21 games) and ninth (19 games)...hit two home runs and drove in a season-high four runs May 18 at Buffalo...had a season-high 10-game hitting streak from June 19 to July 12 (14-for-36, .389).

**CAREER**

**2012**—Spent most of the season with Triple-A Memphis, but appeared in 10 games with St. Louis (two stints)...was recalled by the Cardinals July 6 and optioned July 8 without making an appearance...was recalled a second time Aug. 29 and spent the remainder of the season with St. Louis...made one start each at catcher and first base...went 1-for-5 (.200) as a pinch-hitter...went 1-1 with a double and a run scored in his season debut Aug. 30 at Washington...recorded his first Major League stolen base Sept. 8 vs. Milwaukee...started the season finale Oct. 3 vs. Cincinnati, going 1-for-4...ranked second in the Pacific Coast League with a .994 fielding percentage...threw out 27.7 percent (23-of-83) of attempted basestealers...hit .249 with five home runs and 28 RBI against right-handers compared to .160 vs. lefties...was a .261 hitter on the road, compared to .182 at home...tied a Memphis club record with six hits May 24 at Tucson...recorded consecutive three-hit games June 22-23...hit two home runs Aug. 5 at Fresno...compiled an eight-game hitting streak from Aug. 10-20 (11-for-31, .355).

**2011**—Played the entire season with Triple-A Memphis...his 92 games at catcher were the second-most in the Pacific Coast League...threw out 23.5 percent (24-of-102) of attempted basestealers...hit .335 on the road...seven of his eight home runs came against left-handers...posted a seven-game hitting streak from Aug. 3-12 (14-for-30, .467, including six consecutive multi-hit efforts).

**2010**—Appeared in 15 games, seven starts, over two stints with St. Louis...went 6-for-24 (.250) as a catcher and 3-for-8 (.375) as a pinch-hitter...was recalled from Triple-A Memphis for the first time April 14...made his Major League debut April 15 vs. Houston...registered his first ML hit April 20 at Ari-

zona, a single off Dan Haren...collected his first RBI April 26 vs. Atlanta before being optioned back to Memphis following the game...was recalled for the remainder of the season Aug. 18...went 2-for-4 with a RBI Sept. 29 vs. Pittsburgh ...hit a career-high 12 home runs over 82 games with Memphis...threw out 31.4 percent (16-of-51) of attempted basestealers, the second-best mark in the PCL...was named the Cardinals Minor League Player of the Month for June after hitting .344 with four home runs and 14 RBI...went 11-for-24 (.458) with two homers and six RBI over a six-game game span from June 2-11.

**2009**—Batted .251 with five home runs and 13 RBI in 58 games between Memphis and the GCL Cardinals...missed the final 71 games of the season due to a separated left shoulder...threw out 27.8 percent (15-of-54) of attempted basestealers...appeared in 14 games with Surprise in the Arizona Fall League.

**2008**—Appeared in 92 games between Double-A Springfield and Memphis, batting .308 with four home runs, 41 RBI and 39 runs scored...played for Team USA in the Futures Game at Yankee Stadium...earned Texas League Player of the Week honors for April 14-20...entered the season rated by *Baseball America* as the No. 5 prospect in the Cardinals organization.

**2007**—Spent the entire season with Springfield...his .298 average ranked fifth in the Texas League ... was named to the Texas League mid and postseason All-Star teams...was the starting catcher in the Futures Game at AT&T Park in San Francisco...entered the season ranked by *Baseball America* as the No. 3 prospect in the St. Louis organization.

**2006**—Was named to the Midwest League mid and postseason All-Star teams in his first season with Single-A Quad Cities...was the starting catcher for the West All-Stars at the MWL All-Star Game... threw out 36 percent (50-of-139) of attempted basestealers.

**2005**—Made his professional debut with rookie Johnson City...his .331 average was the highest among all Cardinals short-season players...batted .397 with four homers, 26 RBI and 16 runs scored in August.

## PERSONAL/MISCELLANEOUS

Bryan Douglas Anderson...was a member of the gold-medal winning Team USA at the 2007 Baseball Federation World Cup in Chinese Taipei...is a 2005 graduate of Simi Valley (Calif.) High school... committed to play baseball at the University of Arizona before signing with St. Louis...threw out 89.7 percent (44-of-49) of attempted basestealers and registered 36 pickoffs over his final two seasons at Simi Valley.

## LIFETIME PLAYING RECORD

Year	Club	AVG.	G	AB	R	H	2B	3B	HR	RBI	SH	SF	HP	BB	SO	SB	CS	SLG	OBP	E
2005	Johnson City	.331	51	154	28	51	8	1	6	36	1	5	1	15	29	6	1	.513	.383	3
2006	Quad Cities	.302	109	381	50	115	29	3	3	51	1	2	5	42	66	2	6	.417	.377	6
2007	Springfield	.298	103	389	51	116	15	1	6	53	2	6	2	32	77	0	1	.388	.350	7
2008	Springfield	.388	19	80	12	31	5	0	2	14	1	1	0	4	12	0	0	.525	.412	2
	Memphis	.281	73	235	27	66	13	2	2	27	5	2	1	32	46	2	0	.379	.367	8
2009	Memphis	.245	53	163	22	40	7	3	4	11	0	0	1	10	42	1	0	.399	.293	4
	GCL Cardinals	.313	5	16	3	5	0	0	1	2	0	0	0	4	4	1	0	.500	.450	1
2010	Memphis	.270	82	270	39	73	12	0	12	42	0	2	3	27	54	0	0	.448	.341	5
	ST. LOUIS	.281	15	32	1	9	2	0	0	4	0	1	1	1	7	0	0	.344	.314	1
2011	Memphis	.281	98	335	39	94	19	0	8	37	0	2	5	36	76	1	1	.409	.357	8
2012	Memphis	.225	100	347	35	78	12	1	6	35	1	4	4	36	89	0	0	.317	.302	5
	ST. LOUIS	.250	10	12	2	3	1	0	0	0	0	0	1	1	6	1	0	.333	.357	1
2013	Charlotte	.224	64	210	26	47	14	1	7	26	0	1	0	24	60	2	0	.400	.302	2
	CHICAGO (AL)	.105	10	18	1	1	1	0	0	2	0	0	0	1	5	0	0	.111	.105	1
<b>AL Totals</b>		<b>.105</b>	<b>10</b>	<b>18</b>	<b>1</b>	<b>1</b>	<b>1</b>	<b>0</b>	<b>0</b>	<b>2</b>	<b>0</b>	<b>0</b>	<b>0</b>	<b>1</b>	<b>5</b>	<b>0</b>	<b>0</b>	<b>.111</b>	<b>.105</b>	<b>1</b>
<b>NL Totals</b>		<b>.273</b>	<b>25</b>	<b>44</b>	<b>3</b>	<b>12</b>	<b>3</b>	<b>0</b>	<b>0</b>	<b>4</b>	<b>0</b>	<b>1</b>	<b>2</b>	<b>2</b>	<b>13</b>	<b>1</b>	<b>0</b>	<b>.341</b>	<b>.327</b>	<b>2</b>
<b>ML Totals</b>		<b>.210</b>	<b>35</b>	<b>62</b>	<b>4</b>	<b>13</b>	<b>4</b>	<b>0</b>	<b>0</b>	<b>6</b>	<b>0</b>	<b>1</b>	<b>2</b>	<b>3</b>	<b>18</b>	<b>1</b>	<b>0</b>	<b>.274</b>	<b>.265</b>	<b>3</b>
<b>Minor League Totals</b>		<b>.282</b>	<b>693</b>	<b>2370</b>	<b>306</b>	<b>669</b>	<b>120</b>	<b>11</b>	<b>50</b>	<b>308</b>	<b>11</b>	<b>24</b>	<b>22</b>	<b>238</b>	<b>495</b>	<b>13</b>	<b>9</b>	<b>.405</b>	<b>.350</b>	<b>49</b>

## CAREER TRANSACTIONS

**2005** — Selected by the St. Louis Cardinals organization in the 4th round of the First-Year Player Draft. **2012** — Elected free agency, November 2; signed by the Chicago White Sox to a minor league contract, November 11. **2013** — Elected free agency, October 4. **2014** — Signed by the Cincinnati Reds to a minor league contract, January 29. Traded to the Oakland Athletics for international money, August 24.

### VS. THE AMERICAN LEAGUE

2013		CAREER								
AVG.	AB	H	HR	RBI	vs. TEAM	AVG.	AB	H	HR	RBI
.000	6	0	0	0	Baltimore	.000	6	0	0	0
.000	1	0	0	0	Cleveland	.000	1	0	0	0
.250	4	1	0	2	Detroit	.250	4	1	0	2
—	0	0	0	0	Houston	.000	1	0	0	0
.000	3	0	0	0	Kansas City	.000	3	0	0	0
.000	4	0	0	0	Minnesota	.000	4	0	0	0

### VS. THE NATIONAL LEAGUE

2013		CAREER								
AVG.	AB	H	HR	RBI	vs. TEAM	AVG.	AB	H	HR	RBI
—	0	0	0	0	Arizona	.250	4	1	0	0
—	0	0	0	0	Atlanta	.500	2	1	0	1
—	0	0	0	0	Chicago	.000	4	0	0	1
—	0	0	0	0	Cincinnati	.250	4	1	0	0
—	0	0	0	0	Los Angeles	.000	1	0	0	0
—	0	0	0	0	Milwaukee	.667	3	2	0	0
—	0	0	0	0	New York	.000	1	0	0	0
—	0	0	0	0	Pittsburgh	.385	13	5	0	2
—	0	0	0	0	San Diego	.000	1	0	0	0
—	0	0	0	0	Washington	.200	10	2	0	0

### MONTHLY BREAKDOWN

2013		CAREER								
AVG.	AB	H	HR	RBI	by MONTH	AVG.	AB	H	HR	RBI
—	0	0	0	0	April	.286	7	2	0	1
—	0	0	0	0	May	—	0	0	0	0
—	0	0	0	0	June	—	0	0	0	0
—	0	0	0	0	July	—	0	0	0	0
—	0	0	0	0	August	.308	13	4	0	1
.056	18	1	0	2	September	.158	38	6	0	4
—	0	0	0	0	October	.250	4	1	0	0

### BATTING BREAKDOWN

2013		CAREER								
AVG.	AB	H	HR	RBI	by CATEGORY	AVG.	AB	H	HR	RBI
.000	8	0	0	0	Home	.217	23	5	0	2
.100	10	1	0	2	Road	.205	39	8	0	4
.000	5	0	0	0	Day	.118	17	2	0	2
.077	13	1	0	2	Night	.244	45	11	0	4
—	0	0	0	0	Pre-ASG	.286	7	2	0	1
.056	18	1	0	2	Post-ASG	.200	55	11	0	5
.000	2	0	0	0	vs. LHP	.429	7	3	0	1
.063	16	1	0	2	vs. RHP	.182	55	10	0	5
.250	4	1	0	2	RISP	.385	13	5	0	6
.000	2	0	0	0	Bases Loaded	.333	3	1	0	1
—	0	0	0	0	Pinch Hitter	.308	13	4	0	2
—	0	0	0	0	Designated Hitter	—	0	0	0	0

### BALLPARK BREAKDOWN

	AVG.	AB	H	HR	RBI
Busch Stadium	.333	15	5	0	2
Camden Yards	.000	6	0	0	0
Chase Field	.250	4	1	0	0
Comerica Park	.250	4	1	0	2
Dodger Stadium	.000	1	0	0	0
Miller Park	1.000	1	1	0	0
Nationals Park	.200	10	2	0	0
PETCO Park	.000	1	0	0	0
PNC Park	.375	8	3	0	1
Turner Field	.000	1	0	0	0
U.S. Cellular Field	.000	8	0	0	0
Wrigley Field	.000	3	0	0	1

### FIELDING STATISTICS

#### Catcher

YEAR	PCT.	G	PO	A	E	TC	DP	PB
2010	.978	8	40	4	1	45	0	0
2012	1.000	2	9	0	0	9	0	0
2013	.981	10	49	2	1	52	0	0
<b>Totals</b>	<b>.981</b>	<b>20</b>	<b>98</b>	<b>6</b>	<b>2</b>	<b>106</b>	<b>0</b>	<b>0</b>

#### First Baseman

YEAR	PCT.	G	PO	A	E	TC	DP
2012	.857	1	5	1	1	7	1
<b>Totals</b>	<b>.857</b>	<b>1</b>	<b>5</b>	<b>1</b>	<b>1</b>	<b>7</b>	<b>1</b>

### ANDERSON'S CAREER BESTS

**Hits:** 2, September 29, 2012 vs. Pittsburgh

**Home Runs:** None

**Runs Batted In:** 2, September 21, 2013 at Detroit

**Stolen Bases:** 1, September 8, 2012 vs. Milwaukee

**Hitting Streak:** 5, April 20 to August 27, 2010

**Hitless Streak (At Bats):** 14, September 5 to 21, 2013

**Game Ending RBI:** None

**Grand Slams:** None

**Pinch-Hit Home Runs:** None.

**Inside-The-Park Home Runs:** None.

**Lead Off Home Runs:** None.

**FIRST BASEMAN****Height/Weight:** 6-0 / 204**Bats/Throws:** Left / Right**Birthdate:** August 16, 1985**Opening Day Age:** 28**Birthplace/Resides:** Springfield, Vermont / Corona, California**Major League Service:** 4 years, 30 days**Obtained:** Acquired from the St. Louis Cardinals with pitchers Kiko Calero and Dan Haren for pitcher Mark Mulder, December 18, 2004**Contract Status:** First year of a one-year contract through 2014.**CAREER HIGHLIGHTS**

Is a .250 career hitter in 521 games and seven seasons with Oakland...has played 504 games at first base, which is third most in Oakland history behind Mark McGwire (1251) and Jason Giambi (728)...led the American League in walks (110) and ranked fifth in on-base percentage (.393) in 2010...batted .347 in 18 games with the A's in his Major League debut in 2007, setting an Oakland record by reaching base safely via hit or walk in each of the first 20 games of his career...was originally a first round draft pick of St. Louis in 2003 and spent two seasons in the Cardinals farm system as a catcher...was traded to the Oakland organization following the 2004 season in the Mark Mulder deal and was converted to first base...played for the United States team in the Futures Game July 10, 2005 at Comerica Park.

**2013 HIGHLIGHTS**

Had two stints with the A's in 2013 and batted a combined .269 with three home runs and 16 RBI in 37 games...went 3-for-21 (.143) in eight games during his first stint from May 8 to 17...returned Aug. 26 when Josh Reddick went on the disabled list and Brandon Moss moved to the outfield and started 24 of the A's final 33 games at first base...batted .301 with two home runs and 13 RBI in 29 games total during his second stint...his 37 games were his fewest since playing in 18 games in his first season in 2007...started 30 games, all at first base...appeared in 36 games overall at first and has now played in 504 games at first base in his career, which is third most in Oakland history and ninth most in Athletics history...hit three home runs in 37 games in 2013 after combining for one home run in 113 games from 2011-12...batted .269 (21-for-78) with all three of his home runs against right-handed pitching, .269 (7-for-26) against left-handers...went 10-for-23 (.435) with runners in scoring position...entered the season with a .243 career average with RISP...averaged 3.75 pitches per plate appearance, which was the lowest mark of his career...was 7-for-15 (.467) when putting the first pitch in play...batted .311 during the day compared to .237 at night...was with the A's during the spring but was designated for assignment March 29...cleared waivers and was outrighted to Triple-A Sacramento April 4...was selected from Sacramento May 8 and went 3-for-21 (.143) in eight games, including six starts at first base, before he was designated for assignment May 18 and outrighted to Sacramento May 21...returned Aug. 26 and went 8-for-30 (.267) over his first 11 games...then hit .321 over his final 18 contests beginning Sept. 8...committed his only error of the season Sept. 25 at Los Angeles (AL)...it was his first error since June 14, 2011, snapping an 80-game errorless streak as a first baseman...that is the third longest such streak in Oakland history...finished September with a .318 batting average in 23 games...the batting average was the second highest single month mark of his career (.347 in Sept., 2007)...went 0-for-3 with three strikeouts in two ALDS games against Detroit, including a start at first base in Game 1.

**SACRAMENTO:** Spent the balance of the season at Sacramento where he batted .297 with seven home runs and 69 RBI in 110 games...added 87 walks for a .423 on-base percentage...the on-base percentage was ninth best among all full season minor leaguers...led the Pacific Coast League in walks, ranked second in on-base percentage and tied for 10th in runs (77)...led the A's farm system in on-base percentage, ranked second in walks, fourth in batting, tied for fifth in runs and tied for seventh in doubles (29)...led the River Cats in walks and on-base percentage and tied for the lead in doubles...hit .314 (89-for-283) against right-handed pitching compared to .250 (27-for-108) with four of his seven home runs against left-handers...had a .215 batting average with the bases empty, .387 with runners on base...hit .434 with runners in scoring position...was 8-for-11 (.727) with three doubles, five walks and 21 RBI with the bases loaded...batted .191 when leading off an inning...hit six of his seven home runs on the road...appeared in 80 games at first base, 29 at third base and one at second base...committed 13 errors, includ-

ing seven as a third baseman for a .892 fielding percentage...also went 1-for-7 (.143) in two games at designated hitter...hit in every spot in the order except first and fourth and saw his most action with 34 games batting second...drove in a season-high four runs April 13 at Reno...finished April with a .325 batting average and also walked 23 times for a .476 on-base percentage...the walks tied for third most in the minors in April...was hitting .298 with three home runs, 24 RBI and a .427 on-base percentage in 30 games when he was promoted to Oakland May 8...returned to Sacramento May 23 and hit .296 with four home runs, 45 RBI and a .407 on-base percentage over his final 80 games...struck out just once over a 15-game stretch from June 9-24...batted .275 in June but walked 27 times in 20 games for a .464 on-base percentage...led all of Minor League Baseball in walks in June...made his first start of the season at third base July 18 at Salt Lake and made 28 of his final 33 starts at third...went 1 for 4 in that game to start a 32-game streak where he reached base safely via hit or walk in each game through Aug. 24...hit .310 with a .408 on-base percentage during the streak, which was third longest in the PCL in 2013...went 3-for-5 with a season-high four runs and a season-high tying four RBI July 19 at Salt Lake...had three RBI the next day against the Bees...had a season-high nine-game hitting streak from July 31 to Aug. 13 (14-for-39, .359)...batted .360 in 20 games in August, which was the fifth best mark in the PCL in the month...was promoted to Oakland August 26.

## CAREER

**2012**—Split his season between Oakland and Sacramento...was batting .198 with a home run and four RBI in 37 games when he was optioned to Sacramento June 2...hit .255 with eight home runs and 35 RBI in 74 games with the River Cats...returned to Oakland in September and went 2-for-7 (.286) in nine games...had a .204 average with the A's overall, which was a career-low...hit .250 on the road compared to .151 in Oakland...had a .197 batting average with the bases empty but hit .263 with runners in scoring position...batted .210 against right-handed pitching compared to .188 against left-handers...drew 18 of his 22 walks against righties...was 6-for-10 (.600) with three doubles when putting the first pitch in play...batted .110 (8-for-73) with two strikes...started 33 games at first base and did not commit an error in 43 games overall at first...had 336 total chances, which were second most in Athletics history by a first baseman with no errors...the most is 444 by Dick Siebert with 1938 Philadelphia A's...also went 2-for-5 (.400) with a double and strikeout as a pinch hitter...began the season on the disabled list with a strained right shoulder...went 7-for-19 (.368) with a home run and five RBI on a four-game rehab assignment with Sacramento from April 5 to 8...the home run was a grand slam at Las Vegas April 8 when he drove in a season high four runs...was reinstated from the DL the next day...started 31 of the A's 47 games at first base from April 9 to May 30...hit his first home run of the season April 17 at Los Angeles to snap a career-high 76-game homerless streak...it was his first home run since Oct. 1, 2010 against Seattle...the home run also snapped a 72-game homerless streak as a first baseman, which was second longest in Oakland history (75, Mike Hegan, July 6, 1971 to Aug. 16, 1973)...was batting .167 with three walks (.242 on-base percentage) over his first 11 games through April 20...then went 14-for-58 (.241) with 11 walks (.371 on-base percentage) over his next 19 contests from April 21 to May 18...had a season-best four-game hitting streak from May 15 to 18 (5-for-11, .455)...then went 2-for-18 (.111) with five walks (.304 on-base percentage) over his final seven games before he was optioned to Sacramento June 2...returned to Oakland Sept. 10 following the conclusion of the River Cats season and went 2-for-7 (.286) in nine games...started two games at first base and was a late inning defensive replacement six times...finished second on the River Cats and sixth in the Pacific Coast League with 66 walks...led the PCL with 64 walks from June 4 (the date he reported following his option) through the end of the season...had the fifth best on-base percentage over that span (.408)...had a .411 on-base percentage overall...batted .276 against left-handed pitching compared to .246 with all eight of his home runs and 31 of his 35 RBI against right-handers...had a .411 on-base percentage against both lefties and righties...hit .196 with a .321 slugging percentage at home compared to .299 with a .503 slugging percentage on the road...had a .415 batting average and .547 on-base percentage when leading off an inning...batted .187 with runners in scoring position...appeared in 57 games at first base and one at third base (July 24)...hit .272 as a first baseman compared to .189 in 17 games as a designated hitter...hit in every spot in the order except first and ninth...went 4-for-19 (.211) over his first seven games following his June 2 option but walked 12 times over that span, including his first of two four-walk games June 9 at Colorado Springs...his second four-walk game came July 1 against Colorado Springs...went 0-for-4 with four strikeouts the next day against the Sky Sox...then reached base safely in 33 consecutive games from July 5 to Aug. 16, which tied for the fourth longest streak in the Pacific Coast League...batted .264 with a .383 on-base percentage during the streak...had a season-high 11-game hitting streak from July 24 to Aug. 5...hit .385 with nine runs scored, three doubles, a triple, two home runs, five RBI and eight walks during the streak...

his reaching base streak ended Aug. 17 at New Orleans when he entered the game as a pinch runner and went 0-for-1...was also kept off base two games later...then reached base in each of his final 11 regular season games, going 10-for-34 (.294) with 13 walks (.489 on-base percentage) and 11 runs scored...went 3-for-18 (.167) with a triple, home run, RBI and two walks in five postseason games.

**2011**—Was the A's Opening Day starter at first base but never got on track offensively, batting .212 with no home runs and 21 RBI in 67 games before he was optioned to Sacramento June 22...appeared in 17 games with the River Cats before going on the disabled list...had a career-low .325 on-base percentage and .267 slugging percentage...had 236 at-bats, which were eighth most in Oakland history by a player with no home runs...they were the most since Jason Kendall went homerless in 601 at-bats in 2005...had 234-at bats while playing first base...the last time a Major League first baseman hit no home runs in a season with at least that many at-bats was 1984 when Al Oliver (396 at-bats, SF and PHI) and Pete Rose (237, MON and CIN) both did it...since 1974, the only American League first baseman with more homerless at-bats in a season is Mike Squires of the 1981 Chicago White Sox (288 at-bats)...batted .253 against left-handed pitching compared to .193 against right-handers...hit .400 with runners in scoring position and two outs, which tied for the third best figure in the AL...batted .186 against a pitcher the first two times he saw him in a game, .288 after that...made a team-leading 52 starts hitting second but batted just .199 in those games...that was the second-lowest average by a number two hitter in the AL (Chone Figgins, SEA .193)...committed eight errors in 65 games at first base, which was the most among ML first basemen when he was sent down to Sacramento June 22...also went 0-for-2 with a walk and a strikeout in three pinch-hitting appearances...went 0-for-4 in the opener April 1 against Seattle but then reached base safely via hit or walk in each of his next 17 games...hit .263 with a .425 on-base percentage during the streak...committed an error in each of the first three games of the season and made five errors over his first 15 games...matched his career high with four hits April 12 at Chicago (AL)...was batting .292 with a .433 on-base percentage over his first 14 games through April 15...then went 8-for-64 (.125) with 10 walks (.240 on-base percentage) over his next 18 contests from April 16 to May 7...hit .258 over a 24-game stretch from May 8 to June 6, but then went 4-for-31 (.129) over his next 11 games before he was optioned to Sacramento June 22...his .267 slugging percentage was second lowest in the majors at the time he was sent down (Figgins, SEA .254)...had the third-lowest batting average in the AL (.212)...was recalled from Sacramento Sept. 2 and added to the 60-day disabled list following right shoulder surgery...batted .197 with no home runs and four RBI in 17 games with the River Cats...added 14 walks for a .347 on-base percentage...hit .125 with the bases empty, compared to .276 with runners on base...went 0 for his first 16 before doubling in the first inning July 2 against Tucson...hit .267 (12 for 45) over his final 12 games...was placed on the River Cats' disabled list July 17 with a strained shoulder...underwent season-ending surgery on his right shoulder Aug. 12...the surgery was performed by Dr. Lew Yocum.

**2010**—Batted .273 with 10 home runs, 57 RBI and an American League-leading 110 walks...the walks fueled a .393 on-base percentage, which was fifth best in the AL...also ranked second in the league in pitches per plate appearance (4.39), tied for second in times on base (265), tied for fourth in sacrifice hits (12), seventh in games (159) and tied for ninth in triples (5)...led the A's in games, at bats (556), runs (79), hits (152), doubles (33), walks, on-base percentage and slugging percentage (.405), and tied for the lead in sacrifice hits...the slugging percentage is the lowest by a team-leader in Oakland history...the sacrifice hits were the most by an Athletic since A.J. Hinch had 13 in 1998, the most by a first baseman in Oakland history and the most by any Major League first baseman since Rod Carew had 16 for California in 1982...stole seven bases, which led AL first basemen and were third most by a first baseman in Oakland history...they were the most since Don Baylor had 24 of his 52 steals in 1976 as a first baseman...led AL first basemen in games (157), games started (155), total chances (1492) and putouts (1404) but committed 10 errors, which tied for second most...his .993 fielding percentage was second lowest among AL qualifiers...the games played, games started, total chances and putouts set Oakland records for a first baseman...the games were second most in Athletics history (Norm Siebern, 162 in 1962)...struck out 102 times, marking the 14th time in Athletics history a player has reached the century mark in walks and strikeouts in the same season...batted .310 with a .490 slugging percentage against left-handed pitching and .259 with a .372 slugging percentage against right-handers...hit nine of his 10 home runs on the road...also had nine home runs at night...made a team-leading 149 starts hitting second...walked a Major League-leading 22 times during the spring, the most walks by an Athletic since spring stats were first available in 1991...then walked three times in the opener, April 5 at Seattle...that tied the Oakland Opening Day record (Sal Bando, 1975; Barton, 2008)...had his first career four-RBI



game April 8 against the Mariners...had a career long 16-game streak without a RBI from April 10 to 27...fractured the volar plate in the middle finger of his right hand April 25 against Cleveland but did not miss any games...homed in the 11th inning May 11 at Texas and added the game-winning RBI single in the 13th...according to the Elias Sports Bureau, he is the second Athletic to have a RBI hit in two different extra inning at-bats in the same game (also Harry Simpson, June 12, 1956 at Washington)...had a career-high 11-game hitting streak from May 25 to June 4 (.341)...had a second 11-game hitting streak from Aug. 17 to 28 (.410)...tied an Oakland record with three doubles June 26 against Pittsburgh...was ejected from the game July 6 by home plate umpire Mike Winters after striking out in the fifth inning...it was his first career ejection...was ejected for a second time Sept. 12 by Hunter Wendelstedt after striking out to end the game against Boston...homed in the fifth inning July 10 against Los Angeles to snap a career-high tying 0 for 20 streak (also Sept. 8-16, 2008)...scored a career-high four runs Aug. 28 in Texas...set an Oakland record with five consecutive multi-walk games from Aug. 28 to Sept. 1...batted .311 with 27 walks (.466 on-base percentage) in 27 games in August...had his first career two-homer game and drove in a career-high six runs Oct. 1 at Seattle, including his first career grand slam.

**2009**—Split the season between Triple-A Sacramento and Oakland...hit .261 with nine home runs and 48 RBI in 70 games with the River Cats and .269 with three home runs and 24 RBI in 54 games with the A's...was batting .147 with a home run and three RBI with Oakland when he was placed on the 15-day disabled list July 28 retroactive to July 27 with a strained left hamstring...hit .302 with two home runs and 21 RBI in 37 games following his return...batted .212 with five extra base hits in Oakland compared to .333 with 11 extra base hits on the road...had more walks (26) than strikeouts (25)...had a .271 batting average with two of his three home runs and 16 of his 24 RBI with two strikes...hit .333 when leading off an inning...batted .231 against a pitcher the first time he saw him in a game and .339 after that...appeared in 51 games, including 46 starts, at first base and made just one error for a .998 fielding percentage...opened the season with the River Cats but was recalled by the A's June 8...hit .118 with one RBI in 12 games, four starts, before he was optioned back to Sacramento June 28...recalled for a second time July 20 and hit .176 with a home run and two RBI in five starts before going on the DL with the hamstring injury...made six rehab appearances with the A's affiliate in the Arizona Rookie League and one with Single-A Stockton before he was reinstated from the DL Aug. 21...started 37 of the A's final 42 games at first base...hit .310 with two home runs, 16 RBI and 19 runs scored in 24 games in September...drove in a run in six consecutive games from Sept. 20 to 26 (nine RBI total)...had his first career four-hit game Sept. 26 at Los Angeles...led Sacramento with nine hit by pitches and added 45 walks for a .386 on-base percentage...batted .400 with runners in scoring position...committed four errors in 67 games at first base for a .994 fielding percentage...went 24 for 77 (.312) with three home runs and 12 RBI over a 20-game stretch from May 18 to June 7 to earn his first promotion to Oakland June 8...was optioned back to Sacramento June 28 and hit .321 with six home runs, 16 RBI and 12 walks (.463 on-base percentage) in 15 games before returning to Oakland for good July 20.

**2008**—Struggled in his first full season with the A's as he batted .226 with nine home runs and 47 RBI in 140 games...the average and his .348 slugging percentage were third lowest in the American League...led AL rookies in walks (65) and ranked third in triples (5)...the triples tied for third most by a rookie in Oakland history at the time and the walks tied for fifth most...led the A's in triples, sacrifice hits (6) and intentional walks (5)...his batting average included a .208 mark against right-handed pitching and .273 against lefties...hit .218 in night games, which was the lowest in the AL...compiled a .303 batting average when leading off an inning...made a team leading 124 starts at first base and committed 13 errors for a .988 fielding percentage...led AL first basemen in errors and lowest fielding percentage...his fielding percentage was the lowest by a first baseman in Oakland history and the errors tied for second most...was the A's Opening Day starter at first base March 25 against Boston in Tokyo and at the age of 22 years, 222 days, he was the A's youngest Opening Day starter since Eric Chavez started at third base in 2000 (22 years, 117 days)...walked three times in the game to tie the Oakland Opening Day record for walks...went 0 for 4 in the A's Coliseum opener April 1 against Boston...that snapped a career opening streak of 20 consecutive games reaching base via hit or walk, which was the longest such streak to start a career in Oakland history...hit .139 in May, which was the second lowest May batting average in Oakland history (John Donaldson, .134 in 1968)...was batting .224 with three home runs and 25 RBI in 89 games before he was placed on the 15-day disabled list July 19 retroactive to July 14 with a neck strain...was reinstated Aug. 1...snapped a career long 0 for 20 streak with a RBI double in the sixth inning Sept. 16 against Los Angeles...made his Major League debut at third base Sept. 20 against Seattle...had surgery on his right hip Oct. 24.

**2007**—Spent the entire regular season at Triple-A Sacramento and also played for the River Cats in the first round of the Pacific Coast League playoffs before he was selected by Oakland Sept. 10...started all 18 games at first base for the A's following his promotion and batted .347 in his Major League debut...of his 25 hits, 13 were for extra bases and he had a .639 slugging percentage...added 10 walks for a .429 on-base percentage...based on a minimum of 75 plate appearances, he had the third best single season batting average in Oakland history, the sixth best slugging percentage and the ninth best on-base percentage...reached base safely via hit or walk in all 18 of his games and had nine multiple hit games...hit .378 against right-handed pitching and .419 on the road...did not commit an error in 159 total chances at first base...made his ML debut Sept. 10 at Seattle and went 2 for 3 with a double and two walks...walked in his first two plate appearances before doubling off Ryan Feierabend in the sixth inning for his first ML hit...had nine hits in his first five games, which tied the Oakland record for most hits by a player in his first five ML games...hit his first ML home run Sept. 14 against Texas, a two-run shot off Kason Gabbard in the third inning...batted .293 with nine home runs and 70 RBI in 136 games with Sacramento...led the River Cats in games, runs (84), hits (151), doubles (38), RBI and walks (78)...tied for fourth among all Triple-A batters in walks (78)...led the A's farm system in hits...hit .454 in July...appeared in 115 games at first base, 18 at third base and five at designated hitter...had a 24-game hitting streak from June 5 to 29, which was the longest in the PCL in 2007...hit .490 during the streak, which included 10 straight multiple hit games from June 15 to 25 (27 for 40, .675)...went 11 for 20 (.550) with four home runs and 10 RBI in five games against Salt Lake in the first round of the PCL playoffs.

**2006**—Batted .259 with two home runs and 22 RBI in 43 games with Triple-A Sacramento...his season was cut short after fracturing the radial head of his left elbow in a game against Iowa May 23...batted .361 against left-handed pitching, .338 on the road and .326 with runners in scoring position...hit safely in 19 of his first 25 games, going 28 for 90 (.311)...went 10 for 57 (.175) over his next 18 games before going on the disabled list...played two games with the A's affiliate in the Arizona Rookie League Aug. 15 and 16 and went 1 for 5 with a double...batted .500 with three RBI in four games for Este in the Dominican Winter League...also hit .182 with a home run and three RBI in three playoff games.

**2005**—Split his season between Single-A Stockton and Double-A Midland and batted a combined .317 with 13 home runs and 89 RBI in 135 games...added 97 walks for a .426 on-base percentage...tied for fourth in all of Minor League Baseball in walks...tied for the best batting average in the A's farm system...appeared in 113 games at first base, 20 at designated hitter and one each at catcher, third base, left field and right field...began the year at Stockton and hit .318 with eight home runs and 52 RBI in 79 games with the Ports...batted .404 in June...reached base safely via hit or walk in 40 consecutive games from May 3 to June 13...hit .306 with 37 walks for a .451 on-base percentage during the streak...was promoted to Midland July 4 and hit .316 with five home runs and 37 RBI in 56 games with the Rock-Hounds...played for the United States team in the Futures Game July 10 at Comerica Park and went 0 for 1...had a season best 20-game hitting streak from August 7 to 28 (.390)...then hit .303 with a home run and two RBI in nine postseason games to help Midland win the Texas League Championship...played for the Arizona Fall League Champion Phoenix Desert Dogs and hit .267 with one home run and 10 RBI in 24 games...tied for the AFL league lead in walks (21) and had a .429 on-base percentage.

**2004**—Was named to the Midwest League Postseason All-Star team at catcher while playing for Single-A Peoria...led the Midwest League in on-base percentage (.445), ranked third in batting (.313) and was fourth in slugging (.511)...his on-base percentage ranked second among all minor leaguers...also ranked fourth in the ML in walks (69) and fewest strikeouts per plate appearance (8.93)...appeared in just 90 games for Peoria but led the team in RBI (77), walks, on-base percentage and slugging and tied for the team lead in home runs (13)...batted .409 with runners in scoring position...appeared in 52 games at catcher...was named Midwest League Player of the Week for the week of May 24-30...had his only two homer game of the season June 7 against Battle Creek...went 3 for 12 (.250) with two walks and two stolen bases in three playoff games for Peoria.

**2003**—Was the first round draft pick of St. Louis and signed June 10...was assigned to Johnson City of the Rookie Appalachian League...ranked third in the league in walks (37) and on-base percentage (.420)...batted .294 with four home runs and 29 RBI in 54 games...led Johnson City in walks...appeared in 37 games at catcher and tossed out 16 of 56 (28.6%) attempted base stealers...also appeared in six games at third base.

## PERSONAL/MISCELLANEOUS

Daric W. Barton...graduated from Marina High School (Huntington Beach, CA) in 2003...hit .372 (29 for 78) with 10 home runs and 27 RBI as a senior.

### LIFETIME PLAYING RECORD

Year	Club	AVG.	G	AB	R	H	2B	3B	HR	RBI	SH	SF	HP	BB	SO	SB	CS	SLG	OBP	E
2003	Johnson City	.294	54	170	29	50	10	0	4	29	0	3	2	37	48	0	3	.424	.420	4
2004	Peoria	.313	90	313	63	98	23	0	13	77	0	3	8	69	44	4	4	.511	.445	11
2005	Stockton	.318	79	292	60	93	16	2	8	52	0	4	3	62	49	0	1	.469	.438	9
	Midland	.316	56	212	38	67	20	1	5	37	0	2	0	35	30	1	1	.491	.410	5
2006	Sacramento	.259	43	147	25	38	6	4	2	22	0	1	0	32	26	1	0	.395	.389	7
	Arizona A's	.200	2	5	1	1	1	0	0	2	0	0	0	0	0	0	0	.400	.200	0
2007	Sacramento	.293	136	516	84	151	38	5	9	70	0	4	6	78	69	3	4	.438	.389	17
	OAKLAND	.347	18	72	16	25	9	0	4	8	0	1	1	10	11	1	0	.639	.429	0
2008	OAKLAND	.226	140	446	59	101	17	5	9	47	6	3	3	65	99	2	1	.348	.327	13
	Sacramento	.194	8	31	4	6	0	0	1	3	0	0	0	2	0	0	0	.290	.242	0
2009	Sacramento	.261	70	253	48	66	21	1	9	48	2	4	9	45	43	1	0	.458	.386	4
	OAKLAND	.269	54	160	31	43	12	1	3	24	1	3	2	26	25	0	2	.413	.372	1
	Arizona A's	.278	6	18	3	5	1	0	1	3	0	0	0	6	4	0	0	.500	.458	0
	Stockton	.000	1	4	0	0	0	0	0	0	0	0	0	0	0	0	0	.000	.000	0
2010	OAKLAND	.273	159	556	79	152	33	5	10	57	12	5	3	110	102	7	3	.405	.393	10
2011	OAKLAND	.212	67	236	27	50	13	0	0	21	0	3	2	39	47	2	1	.267	.325	8
	Sacramento	.197	17	61	10	12	2	0	0	4	0	0	0	14	16	0	0	.230	.347	1
2012	OAKLAND	.204	46	113	8	23	7	0	1	6	0	0	1	22	32	1	0	.292	.338	0
	Sacramento	.255	74	259	49	66	14	3	8	35	0	5	6	66	53	7	1	.425	.411	6
2013	Sacramento	.297	110	391	77	116	29	1	7	69	1	6	3	87	57	1	2	.430	.423	13
	OAKLAND	.269	37	104	15	28	2	0	3	16	0	2	1	13	18	0	0	.375	.350	1
<b>ML Totals</b>		<b>.250</b>	<b>521</b>	<b>1687</b>	<b>235</b>	<b>422</b>	<b>93</b>	<b>11</b>	<b>30</b>	<b>179</b>	<b>19</b>	<b>17</b>	<b>13</b>	<b>285</b>	<b>334</b>	<b>13</b>	<b>7</b>	<b>.372</b>	<b>.360</b>	<b>33</b>

### CAREER TRANSACTIONS

**2003** — Selected by the St. Louis Cardinals organization in the 1st round (28th selection overall) of the First-Year Player Draft. **2004** — Traded to the Oakland Athletics with pitchers Kiko Calero and Dan Haren for pitcher Mark Mulder, December 18. **2008** — On disabled list, July 14 to 31; included rehabilitation assignment to Sacramento, July 24 to 31. **2009** — On disabled list, July 27 to August 20; included rehabilitation assignment to the Arizona A's, August 13 to 19, and Stockton, August 20. **2011** — On disabled list, September 2 to November 1. **2012** — On disabled list, March 24 to April 8; included rehabilitation assignment to Sacramento, April 5 to 8.

### DIVISION SERIES RECORD

Year	Club/Opp.	AVG.	G	AB	R	H	2B	3B	HR	RBI	SH	SF	HP	BB	SO	SB	CS	SLG	OBP	E
2013	OAK vs. DET	.000	2	3	0	0	0	0	0	0	0	0	0	0	3	0	0	.000	.000	0

## VS. THE AMERICAN LEAGUE

2013		CAREER									
AVG.	AB	H	HR	RBI	vs. TEAM	AVG.	AB	H	HR	RBI	
—	0	0	0	0	Baltimore	.250	72	18	0	2	
—	0	0	0	0	Boston	.261	92	24	3	12	
—	0	0	0	0	Chicago	.272	103	28	0	14	
.250	4	1	0	2	Cleveland	.297	111	33	1	10	
.286	14	4	0	3	Detroit	.229	105	24	2	14	
.286	7	2	0	1	Houston	.286	7	2	0	1	
.333	3	1	0	0	Kansas City	.242	95	23	2	9	
.077	13	1	0	0	Los Angeles	.234	244	57	5	24	
.458	24	11	3	1	Minnesota	.215	135	29	3	12	
—	0	0	0	0	New York	.226	53	12	1	1	
—	0	0	0	0	Oakland	—	0	0	0	0	
.231	13	3	1	4	Seattle	.303	195	59	5	29	
.286	7	2	0	1	Tampa Bay	.308	65	20	1	11	
.158	19	3	1	2	Texas	.243	185	45	6	21	
—	0	0	0	0	Toronto	.192	78	15	1	5	

## VS. THE NATIONAL LEAGUE

2013		CAREER									
AVG.	AB	H	HR	RBI	vs. TEAM	AVG.	AB	H	HR	RBI	
—	0	0	0	0	Arizona	.000	6	0	0	0	
—	0	0	0	0	Atlanta	.167	6	1	0	1	
—	0	0	0	0	Chicago	.308	13	4	0	1	
—	0	0	0	0	Cincinnati	.273	11	3	0	0	
—	0	0	0	0	Colorado	.333	3	1	0	0	
—	0	0	0	0	Los Angeles	.000	2	0	0	0	
—	0	0	0	0	Miami	.500	4	2	0	0	
—	0	0	0	0	Milwaukee	—	0	0	0	0	
—	0	0	0	0	New York	.000	1	0	0	0	
—	0	0	0	0	Philadelphia	.100	10	1	0	0	
—	0	0	0	0	Pittsburgh	.364	11	4	0	6	
—	0	0	0	0	St. Louis	.100	10	1	0	0	
—	0	0	0	0	San Diego	.500	2	1	0	0	
—	0	0	0	0	San Francisco	.221	68	15	0	6	
—	0	0	0	0	Washington	—	0	0	0	0	

## MONTHLY BREAKDOWN

2013		CAREER									
AVG.	AB	H	HR	RBI	by MONTH	AVG.	AB	H	HR	RBI	
—	0	0	0	0	March	.000	5	0	0	0	
—	0	0	0	0	April	.248	314	78	3	25	
.143	21	3	1	3	May	.207	353	73	4	32	
—	0	0	0	0	June	.258	244	63	2	26	
—	0	0	0	0	July	.220	123	27	2	11	
.235	17	4	0	3	August	.254	236	60	7	28	
.318	66	21	2	10	September	.292	390	114	10	49	
—	0	0	0	0	October	.318	22	7	2	8	

## BATTING BREAKDOWN

2013		CAREER									
AVG.	AB	H	HR	RBI	by CATEGORY	AVG.	AB	H	HR	RBI	
.286	49	14	2	5	Home	.247	835	206	8	81	
.255	55	14	1	11	Road	.254	852	216	22	98	
.311	45	14	2	8	Day	.248	565	140	7	60	
.237	59	14	1	8	Night	.251	1122	282	23	119	
.143	21	3	1	3	Pre-ASG	.230	977	225	10	86	
.301	83	25	2	13	Post-ASG	.277	710	197	20	93	
.269	26	7	0	4	vs. LHP	.281	467	131	9	57	
.269	78	21	3	12	vs. RHP	.239	1220	291	21	122	
.435	23	10	0	12	RISP	.253	392	99	7	138	
.000	3	0	0	0	Bases Loaded	.167	36	6	1	33	
.000	2	0	0	0	Pinch Hitter	.136	22	3	0	2	
—	0	0	0	0	Designated Hitter	—	0	0	0	0	

## BALLPARK BREAKDOWN

	AVG.	AB	H	HR	RBI
Angel Stadium	.239	134	32	3	16
AT&T Park	.233	43	10	0	4
Ballpark in Arlington	.265	83	22	4	9
Busch Stadium	.100	10	1	0	0
Camden Yards	.282	39	11	0	1
Chase Field	.000	6	0	0	0
Citi Field	.000	1	0	0	0
Comerica Park	.208	53	11	1	9
Dodger Stadium	.000	2	0	0	0
Fenway Park	.319	47	15	3	9
Kauffman Stadium	.297	37	11	2	5
Mall of America Field	.111	18	2	1	3
O.co Coliseum	.248	830	206	8	81
PETCO Park	.500	2	1	0	0
Progressive Field	.276	58	16	1	8
Rogers Centre	.180	50	9	1	4
Safeco Field	.286	119	34	4	17
Target Field	.234	47	11	0	3
Tokyo Dome	.000	5	0	0	0
Tropicana Field	.294	17	5	1	3
Turner Field	.167	6	1	0	1
U.S. Cellular Field	.264	53	14	0	4
Wrigley Field	.308	13	4	0	1
Yankee Stadium	.429	14	6	1	1

## FIELDING STATISTICS

### First Base

YEAR	PCT.	G	PO	A	E	TC	DP
2007	1.000	18	153	7	0	160	19
2008	.988	134	1021	73	13	1107	128
2009	.998	51	418	25	1	444	39
2010	.993	157	1404	78	10	1492	121
2011	.988	65	596	39	8	643	72
2012	1.000	43	319	17	0	336	30
2013	.996	36	232	23	1	256	25
<b>Totals</b>	<b>.993</b>	<b>504</b>	<b>4142</b>	<b>262</b>	<b>33</b>	<b>4437</b>	<b>434</b>

### Third Base

YEAR	PCT.	G	PO	A	E	TC	DP
2008	1.000	1	1	1	0	2	1
<b>Totals</b>	<b>1.000</b>	<b>1</b>	<b>1</b>	<b>1</b>	<b>0</b>	<b>2</b>	<b>1</b>

## BARTON'S CAREER BESTS

Hits: 4 (twice), last: April 12, 2011 at Chicago (AL)

Home Runs: 2, October 1, 2010 at Seattle

Runs Batted In: 6, October 1, 2010 at Seattle

Stolen Bases: 1 (13 times), last: May 21, 2012 vs. Los Angeles (AL)

Hitting Streak: 11 (twice), last: August 17 to 28, 2010  
Hitless Streak (At Bats): 20 (twice), last: July 4 to 10, 2010

Game Ending RBI: None.

Grand Slams: 1, October 1, 2010 at Seattle (Luke French).

Pinch-Hit Home Runs: None.

Inside-The-Park Home Runs: None.

Lead Off Home Runs: None

**OUTFIELDER/FIRST BASEMAN****Height/Weight:** 6-6 / 265**Bats/Throws:** Right / Right**Birthdate:** September 11, 1986**Opening Day Age:** 27**Birthplace/Resides:** Sellersville, Pennsylvania / Peoria, Arizona**Major League Service:** 4 years, 32 days**Obtained:** Acquired from San Diego for minor leaguer Jake Goebbert and a player to be named later (minor leaguer Ronald Herrera on May 28), May 15, 2014**Contract Status:** First year of a one-year contract through 2014.**CAREER HIGHLIGHTS**

Has a .228 average with 28 home runs and 98 RBI in five seasons with San Diego but has appeared in just 234 games due to five stints on the disabled list...was named the Padres Minor League Player of the Year and Topps Texas League Player of the Year in 2008 after ranking second in the TL in RBI (107) and third in batting (.325)...made his Major League debut with San Diego in 2009 and hit .250 with 10 home runs and 22 RBI in 54 games before missing the final month of the season with plantar fasciitis... appeared in just 33 games in 2010 before undergoing "Tommy John" surgery on his right elbow... played in just four games in 2012 before having surgery on his left shoulder...hit .243 in a career-high 88 games in 2013.

**2013 HIGHLIGHTS**

Began the season with Triple-A Tucson before being called up on April 14...set career-highs in games played (88), hits (68), runs scored (31), doubles (14), RBI (35) and walks (21)...over his first 40 games with the Padres from April 14 to June 9, he hit .298 (34-for-114) with seven doubles, six home runs, 21 RBI, 18 runs scored, a .383 on-base percentage and a .518 slugging percentage...was placed on the 15-day disabled list July 12 with left Achilles tendinitis...played in four games on a rehabilitation assignment in August with Triple-A Tucson before being reinstated Aug. 31...made a career-high 71 starts with the Padres going 38-33 (.535) in those games (33 in right field, 21 at first base, 16 in left field and one as the designated hitter)...on June 24 against Philadelphia, he collected a career-high four hits, going 4-for-5 with three RBI and a run, including a two-run single with no outs in the ninth to bring the Padres within one run before scoring the game-tying run on a passed ball from third base...also had the game-ending RBI single in the 10th inning to give the Padres a 4-3 victory, his second career walk-off hit...had a career-best eight-game hitting streak from June 3-10 (12-for-30, .400)...hit .329 (24-for-73) with runners in scoring position.

**CAREER**

**2012**—Played in just four games for the Padres before being placed on the disabled list April 14 with a strained left shoulder...missed the remainder of the season...underwent surgery on his left shoulder April 24 and was transferred to the 60-day DL May 2...was on an Opening Day roster for the third time in his career (also 2010 and 2011).

**2011**—Split his season between Double-A San Antonio, Triple-A Tucson and the Padres after recovering from Tommy John surgery that cut his 2010 campaign short...started the season on the disabled list...was reinstated and optioned to San Antonio April 26...played in 44 games for the Missions before being promoted to Tucson (35 games) and ultimately to the Padres July 22...spent the rest of the season in the Majors, making 45 starts between the outfield (35) and first base (10)...belted his first career grand slam and tallied a career-high-tying five RBI Aug. 6 at Pittsburgh...the grand slam marked his second consecutive game with a home run, a feat he accomplished twice in 2011 (August 19-20).

**2010**—Played in just 33 games for the Padres before being placed on the disabled list May 20, retroactive to May 18, with a strained right elbow...following a rehab assignment with Lake Elsinore and Portland, was transferred to the 60-day disabled list July 29...had season-ending surgery on his right elbow...collected a then-career-high three hits and five RBI April 12 against Atlanta...it was one of five multi-hit games and three multi-RBI games he would have before being placed on the DL.

**2009**—Made his Major League debut, appearing in 54 games for the Padres before being placed on the disabled list Aug. 29 with a strained arch of his right foot...remained on the DL the rest of the season with plantar fasciitis...spent the first part of the season at Triple-A Portland, where he played in 66 games for the Beavers...had his contract selected from Portland June 19 and made his Major League debut that night as a pinch-hitter...started in left field and tallied his first big league hit June 20 against Oakland, going 1-for-3 with a single off Michael Wuertz...hit his first Major League home run July 21 against Florida off Leo Nunez...averaged a home run every 9.80 at-bats (10 home runs in 98 at bats) from the time of his first homer until injuring his foot Aug. 28 at Florida, ranking third in the Majors over that stretch...hit a walk-off home run Aug. 17 against Chicago (NL) off Kevin Gregg...connected for an inside-the-park homer the following day against the Cubs...it was the 16th inside-the-park homer by a Padre, the first by a Padre at Petco Park and the first since Sean Burroughs, May 16, 2003 against Atlanta.

**2008**—Was named the Padres Minor League Player of the Year and Topps Texas League Player of the Year...ranked as the No. 10 prospect and best power hitter in the San Diego system by *Baseball America* prior to the season...finished among Texas League leaders in average (3rd), RBI (2nd), hits (2nd), total bases (2nd, 253), on-base percentage (4th, .404) and slugging percentage (5th, .514)...led TL first basemen with a .993 fielding percentage, committing eight errors in 1,117 total chances...his 107 RBI placed tied for seventh among all minor league batters...topped all Padres minor leaguers in RBI...ranked third in home runs and fifth in batting average...named a Texas League Midseason and Postseason All-Star...also named a *Baseball America* Double-A All-Star...garnered both Texas League and Padres' Minor League Player of the Month honors for August...hit .377 (43-for-114) with six doubles, seven home runs, 33 RBI and 20 runs scored in 29 contests during the month...became the third San Antonio player and 13th Texas League batter to record nine RBI in a game, going 5-for-6 with a walk, two doubles, a home run and two runs scored in a 21-3 win over Corpus Christi Aug. 25...the nine RBI were the most by a Missions player since Charlie Grant accomplished the feat June 16, 1948...following the season, played for the Peoria Saguaros in the Arizona Fall League...hit .254 with 13 RBI and 20 walks.

**2007**—Spent the entire season with Single-A Lake Elsinore and finished among the California League leaders in home runs (t-4th, 24), RBI (4th, 100), extra-base hits (4th, 59) and total bases (4th, 251)...named both a Cal League Midseason and Postseason All-Star...also selected as a *Baseball America* High-A All-Star...hit .316 (12-for-38) with three home runs, 10 RBI, 10 runs and nine walks in 12 playoff games with the Storm...the team dropped the deciding Game 5 of the Cal League finals to lose the title.

**2006**—Played 86 games with Single-A Fort Wayne before a left ankle infection shut him down for the rest of the season...named the best power hitter in the Padres organization in *Baseball America*'s 2006 Best Tools survey...earned a spot on the Midwest League Midseason All-Star team...ranked third on the Wizards in home runs (10)...placed on the disabled list July 22 and missed the remainder of the season.

**2005**—Signed as a draft-and-follow on May 28 and played his first professional season with Padres affiliate in the Arizona Rookie League...led the league in home runs (7) and home runs per at-bat (1/23.43)...finished third in slugging (.500)...paced all first basemen in fielding percentage (.997) and double plays (41).

## PERSONAL/MISCELLANEOUS

Kyle Nathaniel Blanks was originally signed by Padres' scout Jake Wilson...he and his wife, Janet, have one son, Brayden...graduated from Moriarty High School where he played baseball and basketball...attended Yavapai (AZ) Junior College before signing with the Padres.



## LIFETIME PLAYING RECORD

Year	Club	AVG.	G	AB	R	H	2B	3B	HR	RBI	SH	SF	HP	BB	SO	SB	CS	SLG	OBP	E
2005	AZL Padres	.299	48	164	33	49	10	1	7	30	0	1	10	25	49	3	1	.500	.420	1
2006	Fort Wayne	.292	86	308	41	90	20	0	10	52	0	4	11	36	79	2	0	.455	.382	5
2007	Lake Elsinore	.301	119	465	94	140	31	4	24	100	0	4	18	44	98	11	2	.540	.380	9
2008	San Antonio	.325	132	492	75	160	23	5	20	107	0	5	17	51	90	5	4	.514	.404	8
2009	Portland	.283	66	233	35	66	9	1	12	38	0	3	5	39	63	0	0	.485	.393	4
	SAN DIEGO	.250	54	148	24	37	9	0	10	22	0	0	6	18	55	1	1	.514	.355	0
2010	SAN DIEGO	.157	33	102	14	16	6	1	3	15	0	0	3	15	46	1	0	.324	.283	0
	Lake Elsinore	.270	10	37	3	10	3	0	0	4	0	0	1	6	12	0	0	.351	.386	0
	Portland	.333	1	3	0	1	0	0	0	0	0	0	0	1	1	0	0	.333	.500	0
2011	San Antonio	.282	44	177	33	50	16	3	4	27	0	3	4	17	41	3	0	.475	.353	2
	Tucson	.351	35	134	36	47	12	2	11	35	0	1	1	16	37	0	1	.716	.421	2
	SAN DIEGO	.229	55	170	21	39	7	1	7	26	0	2	2	16	51	2	0	.406	.300	1
2012	SAN DIEGO	.200	4	5	0	1	0	0	0	0	0	0	0	1	2	0	0	.200	.333	0
2013	Tucson	.237	12	38	8	9	3	0	1	4	0	0	2	6	10	0	0	.395	.370	1
	SAN DIEGO	.243	88	280	31	68	14	0	8	35	0	2	5	21	85	1	1	.379	.305	4
<b>ML Totals</b>		<b>.228</b>	<b>234</b>	<b>705</b>	<b>90</b>	<b>161</b>	<b>36</b>	<b>2</b>	<b>28</b>	<b>98</b>	<b>0</b>	<b>4</b>	<b>16</b>	<b>71</b>	<b>239</b>	<b>5</b>	<b>2</b>	<b>.404</b>	<b>.312</b>	<b>5</b>

## CAREER TRANSACTIONS

**2004** — Selected by the San Diego Padres organization in the 42nd round of the First-Year Player Draft; signed May 28, 2005. **2009** — On the disabled list, August 29 to October 12. **2010** — On the disabled list, May 18 to November 2; included rehabilitation assignments to Lake Elsinore, June 1 to 13, and Portland, June 14 to 16. **2011** — On the disabled list, March 30 to April 25; included rehabilitation assignment to San Antonio, April 14 to 25. **2012** — On the disabled list, April 14 to November 1. **2013** — On the disabled list, July 12 to August 30; included rehabilitation assignment to Tucson, August 25 to 30. **2014** — Traded to the Oakland Athletics for minor league outfielder Jake Goebbert and a player to be named later (minor league right-handed pitcher Ronald Herrera on May 28), May 15.

## VS. THE AMERICAN LEAGUE

2013		CAREER								
AVG.	AB	H	HR	RBI	vs. TEAM	AVG.	AB	H	HR	RBI
.200	5	1	1	1	Baltimore	.200	5	1	1	1
.250	8	2	0	1	Boston	.250	8	2	0	1
—	0	0	0	0	Houston	.000	15	0	0	1
—	0	0	0	0	Oakland	.167	6	1	0	0
.000	6	0	0	1	Seattle	.083	12	1	0	1
.000	3	0	0	0	Tampa Bay	.000	3	0	0	0
—	0	0	0	0	Texas	.333	12	4	0	3
.286	7	2	0	1	Toronto	.286	7	2	0	1

## VS. THE NATIONAL LEAGUE

2013		CAREER								
AVG.	AB	H	HR	RBI	by MONTH	AVG.	AB	H	HR	RBI
.270	37	10	2	7	Arizona	.178	101	18	3	9
.118	17	2	0	1	Atlanta	.167	42	7	2	7
.400	5	2	0	0	Chicago	.316	19	6	2	7
—	0	0	0	0	Cincinnati	.242	33	8	2	7
.355	31	11	2	6	Colorado	.313	67	21	2	10
.306	49	15	2	6	Los Angeles	.222	81	18	3	9
.150	20	3	0	0	Miami	.226	53	12	4	9
—	0	0	0	0	Milwaukee	.320	25	8	2	4
—	0	0	0	0	New York	.375	32	12	0	2
.348	23	8	0	5	Philadelphia	.300	40	12	1	7
.286	7	2	0	0	Pittsburgh	.400	20	8	2	6
—	0	0	0	0	San Diego	—	0	0	0	0
.143	42	6	0	2	San Francisco	.134	82	11	1	7
.200	5	1	0	0	St. Louis	.263	19	5	1	1
.200	15	3	1	4	Washington	.174	23	4	2	5

## MONTHLY BREAKDOWN

2013		CAREER								
AVG.	AB	H	HR	RBI	by MONTH	AVG.	AB	H	HR	RBI
.281	32	9	1	4	April	.219	105	23	3	14
.240	50	12	2	9	May	.179	84	15	3	14
.283	106	30	5	18	June	.273	132	36	5	21
.161	31	5	0	3	July	.184	114	21	5	13
.500	4	2	0	0	August	.277	166	46	12	30
.175	57	10	0	1	September	.192	104	20	0	6

## BATTING BREAKDOWN

2013		CAREER								
AVG.	AB	H	HR	RBI	by CATEGORY	AVG.	AB	H	HR	RBI
.237	131	31	3	20	Home	.229	328	75	13	52
.248	149	37	5	15	Road	.228	377	86	15	46
.186	59	11	3	9	Day	.193	197	38	7	22
.258	221	57	5	26	Night	.242	508	123	21	76
.256	219	56	8	34	Pre-ASG	.216	370	80	11	52
.197	61	12	0	1	Post-ASG	.242	335	81	17	46
.282	103	29	5	19	vs. LHP	.237	224	53	9	35
.220	177	39	3	16	vs. RHP	.225	481	108	19	63
.329	73	24	3	28	RISP	.229	210	48	10	74
.333	6	2	0	6	Bases Loaded	.214	14	3	1	13
.250	8	2	0	1	Pinch Hitter	.120	25	3	0	1
.250	4	1	0	1	Designated Hitter	.091	11	1	0	1

## BALLPARK BREAKDOWN

	AVG.	AB	H	HR	RBI
AT&T Park	.102	49	5	1	3
Busch Stadium	.333	6	2	0	0
Camden Yards	.200	5	1	1	1
Chase Field	.143	49	7	1	3
Citi Field	.385	13	5	0	1
Citizens Bank Park	.240	25	6	1	3
Coors Field	.407	27	11	2	6
Dodger Stadium	.302	43	13	3	8
Fenway Park	.250	8	2	0	1
Great American	.242	33	8	2	7
Marlins Park	.176	17	3	0	0
Miller Park	.400	10	4	0	0
Minute Maid Park	.000	8	0	0	1
Nationals Park	.067	15	1	1	1
PETCO Park	.229	328	75	13	52
PNC Park	.400	20	8	2	6
Rangers Ballpark	.333	12	4	0	3
Safeco Field	.111	9	1	0	0
Sun Life Stadium	.182	11	2	1	2
Tropicana Field	.000	3	0	0	0
Turner Field	.111	9	1	0	0
Wrigley Field	.400	5	2	0	0

## FIELDING STATISTICS

### First Base

YEAR	PCT.	G	PO	A	E	TC	DP
2009	1.000	8	36	3	0	39	8
2010	1.000	4	15	1	0	16	0
2011	1.000	14	67	6	0	73	6
2012	1.000	1	6	0	0	6	0
2013	.991	34	199	14	2	215	19
<b>Totals</b>	<b>.994</b>	<b>61</b>	<b>323</b>	<b>24</b>	<b>2</b>	<b>349</b>	<b>33</b>

### Outfield

YEAR	PCT.	G	PO	A	E	TC	DP
2009	1.000	38	55	1	0	56	0
2010	1.000	30	45	3	0	48	0
2011	.985	37	62	3	1	66	2
2012	—	1	0	0	0	0	0
2013	.980	61	94	2	2	98	2
<b>Totals</b>	<b>.989</b>	<b>167</b>	<b>256</b>	<b>9</b>	<b>3</b>	<b>268</b>	<b>4</b>

## BLANKS' CAREER BESTS

**Hits:** 4, June 24, 2013 vs. Philadelphia  
**Home Runs:** 1 (28 times), last: June 16, 2013 vs. Arizona  
**Runs Batted In:** 5 (twice), last: August 6, 2011 at Pittsburgh  
**Stolen Bases:** 1 (five times), last: April 28, 2013 vs. San Francisco  
**Hitting Streak:** 8, June 3-10, 2013  
**Hitless Streak (At Bats):** 29, May 5, 2010 to July 23, 2011  
**Game Ending RBI:** 2, June 24, 2013 vs. Philadelphia (single); August 17, 2009 vs. Chicago-NL (home run).  
**Grand Slams:** 1, August 6, 2011 at Pittsburgh (Chris Resop)  
**Pinch-Hit Home Runs:** None.  
**Inside-The-Park Home Runs:** 1, August 18, 2009 vs. Chicago-NL (Angel Guzman).  
**Lead Off Home Runs:** None.

**CATCHER****Height/Weight:** 6-0 / 195**Bats/Throws:** Right / Right**Birthdate:** June 19, 1982**Opening Day Age:** 31**Birthplace/Resides:** Orange, California / Phoenix, Arizona**Major League Service:** 77 days**Obtained:** Signed to a minor league contract, January 22, 2014**Contract Status:** First year of a one-year contract through 2014.**NON-ROSTER INVITEE****CAREER HIGHLIGHTS**

Has played in 25 games in three seasons with Boston (2009-10) and Pittsburgh (2011) and is a .163 hitter with a home run and three RBI...has a .259 (707-for-2732) average with 60 home runs and 376 RBI in 802 minor league games over 12 professional seasons...did not play in 2013 following “Tommy John” surgery in 2012...was originally selected by Boston in the 35th round of the 2000 draft but did not sign until May 25, 2001...spent 10 years with the Red Sox organization, including 588 games in the minors, before his making his Major League debut June 23, 2009 at Washington...his first ML hit was a home run Oct. 3, 2009 vs. Cleveland off Mike Gosling...also pitched an inning for the Red Sox in 2009

**2013 HIGHLIGHTS**

Did not play in 2013 as he continued his recovery from “Tommy John” surgery...had the surgery after going on the disabled list July 20, 2012 while playing for Triple-A Round Rock in the Rangers organization...became a minor league free agent Nov. 2, 2012 and did not sign with any team in 2013.

**CAREER**

**2012**—Played for Triple-A Round Rock in the Texas organization and batted .220 with five home runs and 20 RBI in 47 games in a season shortened due to injury...was placed on the disabled list July 20 and had “Tommy John” surgery on his right elbow...walked 30 times for a .354 on-base percentage...15 of his 31 hits were for extra bases (10 doubles, five home runs)...hit .222 (22-for-99) against right-handed pitching compared to .214 (9-for-42) against left-handers...however, drew 26 of his 30 walks against righties for a .389 on-base percentage (compared to .265 against lefties)...batted .097 with runners in scoring position...all 47 of his games came at catcher...committed four errors for a .987 fielding percentage...tossed out 19-of-53 (35.8%) attempted base stealers...hit ninth 28 times, eighth 17 times and seventh twice...had seven multiple hit games, including one three-hit game May 4 against Memphis when he went 3-for-3 with a double, home run and two RBI...had eight multiple walk games, including three three-walk games (April 10 at Omaha, April 24 at New Orleans, May 8 at Salt Lake)...hit .185 over his first eight games...then hit safely in a season-high six consecutive games from April 24 to May 4...went 10-for-19 (556) with three walks (1 sf, .565 on-base percentage) and seven RBI during the hitting streak...homed three times over a five-game span from April 30 to May 8...had a .400 on-base percentage in 12 games in April followed by a mark of .404 in 15 games in May...was batting .370 with a .500 on-base percentage in 18 games through May 11...then went 1-for-41 with eight walks over his next 13 games through June 7 to drop his batting average to .221 and on-base percentage to .367...went 9-for-27 (.333) with seven walks over a 10-game stretch from June 10 to 28...then collected just one hit in 19 at bats (.053) in six games in July...the hit was a grand slam July 5 at Albuquerque...drove in a season-high four runs in that game...went 0-for-2 July 16 at Nashville in his final game before going on the DL July 20.

**2011**—Was on the Pirates Major League roster for the majority of June, while spending the balance of the season with Triple-A Indianapolis...hit .107 in 11 games, including eight starts, with Pittsburgh...was selected by the Pirates May 30 when Ryan Doumit went on the disabled list with an ankle injury...made his first start May 31 at New York and went 1-for-4, while also recording his first ML stolen base...singled as a pinch-hitter June 3 vs. Philadelphia but then had a career high 0-for-19 streak from June 5 to 19...was designated for assignment June 24...threw out 1-of-5 (20.0%) would-be base stealers and had three passed balls...was one of eight catchers used over the course of the season by Pittsburgh,

which was the most used by the Bucs in one season since 1953...batted .285 with seven home runs and 28 RBI in 54 games with Indianapolis...hit .355 with five of his seven home runs at home, .203 on the road...had a .365 average with runners in scoring position and two outs...batted .333 with a .415 on-base percentage when leading off an inning...threw out 13-of-41 (31.7%) attempted base stealers...committed just two errors in 45 games behind the plate (.994 fielding percentage)...also appeared in one game at first base...hit in each of the bottom four spots in the order, including 31 games from the seven spot...began the season with Indianapolis and hit .306 with four home runs and 11 RBI over 14 games in April...batted .220 with two home runs and eight RBI over 16 games in May leading up to his May 30 promotion...was outrighted back to Indianapolis June 29 and went 3-for-3 with two doubles in his first game July 5 against Toledo...hit .315 over 24 games in his second stint with the Indians...posted back-to-back three-hit efforts Aug. 17 and 18 against Louisville...was placed on the disabled list Aug. 27 with turf toe on right foot and missed the remainder of the season...played for Oriente in the Dominican Winter League, batting .161 with one home run and five RBI in 13 games.

**2010**—Spent most of the season at Triple-A Pawtucket but also had two stints with Boston...was recalled for the first time July 17 and went 2-for-11 (.182) in six games before he was optioned back to Pawtucket July 26...recalled again Aug. 19 and had a two-run double in his only at bat Aug. 20 against Toronto, logging his first career multi-RBI game...was optioned back to Pawtucket Aug. 23 for the remainder of the season...hit .250 in seven games overall with the Red Sox...hit .218 with seven home runs and 29 RBI in 71 games with Pawtucket...batted .308 with runners in scoring position and two outs...threw out 19-of-71 (26.8%) attempted base stealers...also appeared in one game in the outfield and went 5-for-13 (.385) with four doubles and a home run in five games at designated hitter...saw his most action with 31 games batting seventh in the order...had a season-best seven-game hitting streak from April 15 to 26 (7-for-24, .292)...hit four of his seven home runs and had 15 of his 29 RBI over a 14-game span from May 7 to 27...was on the disabled list from June 23 to July 14 with a sprained left thumb...went 5-for-10 (.500) with a home run on a three-game rehab assignment with the GCL Red Sox (July 9-10) and Single-A Lowell (July 11-14)...played for Oriente in the Dominican Winter League following the season and hit .198 with two home runs and 10 RBI in 34 games.

**2009**—Saw first Major League action, appearing in seven games over two stints with Boston...opened the season with Pawtucket and spent the majority of campaign with the PawSox...was recalled June 21 when Daisuke Matsuzaka went on the disabled list...made his ML debut as a defensive replacement in the ninth inning June 23 at Washington...was optioned back to Pawtucket the following day...returned to Boston Sept. 8 upon the conclusion of the Pawtucket season and went 1-for-3 (.333) in three games...his first ML hit was a home run Oct. 3 against Cleveland, a solo shot off Mike Gosling in the eighth inning...made his professional debut on the mound Sept. 30 vs. Toronto, becoming the first Red Sox catcher to ever take the mound...pitched the ninth inning of a 12-0 Boston loss (1.0 ip, 2 h, 1 r, 1 er, 1 so)...hit .264 with two home runs and 23 RBI in 86 games with Pawtucket...batted .233 before the All-Star Break, .324 after the break...threw out 26-of-85 (30.6%) attempted base stealers, which ranked fourth International League catchers.

**2008**—Spent the entire season with Triple-A Pawtucket...compiled a .290 average, which was fourth best on the club...established minor league career highs in both home runs (12) and RBI (55)...walked 40 times for a .377 on-base percentage...threw out 27-of-100 (27.0%) would-be base stealers...hit .337 against left-handed pitching...batted .324 with runners in scoring position and .429 with the bases loaded...clubbed a pair of grand slams: May 27 against Scranton/Wilkes-Barre and June 11 against Louisville...batted .366 with 16 RBI in 19 games in August...the batting average was third highest in the International League that month...went 1-for-9 (.111) with a home run and two RBI in two postseason games...played for Este in the Dominican Winter League following the season and hit .220 with a home run and 19 RBI in 42 games...added 25 walks for a .369 on-base percentage.

**2007**—Spent most of the season at Double-A Portland, batting .268 with nine home runs and 43 RBI in 69 games...was also with Triple-A Pawtucket from Aug. 18 to Sept. 3, going 5-for-27 (.185) in eight games...hit .260 in 77 games overall...tossed out 31-of-72 (43.1%) attempted base stealers with Portland...led Eastern League catchers in passed balls (15)...endured a pair of stints on the disabled list...was on the DL from May 19 to June 1 with a ribcage muscle strain and July 9 to 15 with a left hamstring strain...was named the Red Sox Minor League Offensive Player of the Month for July after batting .455 with a .515 on-base percentage and .800 slugging percentage...played for Mesa in the Arizona Fall

League following the season and hit .273 with six walks in 15 games...earned a spot on the AFL Top Prospects Team.

**2006**—Spent the entire campaign with Double-A Portland...hit .224 with five home runs and 40 RBI in 85 games...earned 40-of-89 (44.9%) would-be base stealers, which was fourth best in the Eastern League...led EL catchers in assists (68)...hit .301 with runners in scoring position and .297 against left-handed pitchers...went 2-for-11 (.182) with two walks and four RBI in four postseason games... played for Peoria in the Arizona Fall League following the season, batting .239 with a home run and six RBI in 20 games.

**2005**—Hit .256 with eight home runs and 36 RBI in 62 games with Single-A Wilmington...had two stints on the disabled list, as he was out from April 10 to 16 with a sprained right toe and May 4 to July 5 with a strained right hamstring...went 4-for-18 (.222) with three RBI during a six-game rehab assignment with the GCL Red Sox from June 24 to July 5.

**2004**—Spent the season with Single-A Sarasota and hit .229 with a home run and eight RBI in 38 games...was placed on the disabled list June 3 with a sprained left thumb and missed the remainder of the season.

**2003**—Spent the entire season at Single-A Augusta and batted .263 with two home runs and 41 RBI in 87 games...tossed out 33-of-118 (28.0%) attempted base stealers...was on the disabled list from May 6 to 16 with a strained right hamstring...participated in the Red Sox Fall Instructional League.

**2002**—Split his first full season with the Gulf Coast League Red Sox and Single-A Lowell...combined to hit .308 with a home run and 32 RBI in 66 games...was named GCL Red Sox Player of the Year after hitting .321, which ranked eighth in the GCL.

**2001**—Made his professional debut with the Gulf Coast League Red Sox, batting .254 with 14 RBI in 36 games.

**PERSONAL/MISCELLANEOUS**

Dustin William Brown...he and his wife, Jordan, have one son, Jude...graduated from Bradshaw Mountain High School in Dewey, Arizona.

		LIFETIME PLAYING RECORD																		
Year	Club	AVG.	G	AB	R	H	2B	3B	HR	RBI	SH	FP	HP	BB	SO	SB	CS	SLG	OBP	E
2001	GCL Red Sox	.254	36	126	15	32	5	4	0	14	0	2	0	7	24	1	2	.357	.289	1
2002	GCL Red Sox	.321	45	159	28	51	12	2	1	20	0	1	0	23	24	11	4	.440	.404	10
	Lowell	.282	21	78	12	22	3	1	0	12	1	0	3	8	20	1	0	.346	.371	2
2003	Augusta	.263	87	285	27	75	17	6	2	41	1	3	7	37	69	7	1	.386	.358	12
2004	Sarasota	.229	38	118	11	27	3	0	1	8	0	0	1	15	28	2	0	.280	.321	4
2005	GCL Red Sox	.222	6	18	3	4	1	0	0	3	0	0	0	4	2	0	0	.278	.364	0
	Wilmington	.256	62	219	32	56	12	0	8	36	0	2	1	31	52	1	1	.420	.348	7
2006	Portland	.224	85	295	32	66	17	0	5	40	4	5	3	24	65	2	1	.332	.284	9
2007	Pawtucket	.185	8	27	1	5	2	0	0	3	0	0	0	2	10	0	0	.259	.241	2
	Portland	.268	69	254	43	68	16	2	9	43	0	1	2	28	64	0	0	.453	.344	5
2008	Pawtucket	.290	84	297	39	86	14	2	12	55	0	7	6	40	81	0	0	.471	.377	8
2009	Pawtucket	.264	86	295	22	78	13	0	2	23	0	1	0	37	74	0	0	.329	.345	5
	BOSTON	.333	6	3	1	1	0	0	1	1	0	0	0	1	0	0	0	1.333	.500	0
2010	GCL Red Sox	.500	1	2	0	1	0	0	0	0	0	0	0	1	0	0	0	.500	.500	0
	Lowell	.500	2	8	1	4	1	0	1	1	0	0	0	1	0	0	0	1.000	.500	1
	BOSTON	.250	7	12	0	3	1	0	0	2	0	0	0	0	0	0	0	.333	.250	0
2011	Pawtucket	.218	71	238	32	52	19	0	7	29	1	2	3	27	66	1	0	.387	.304	6
	PITTSBURGH	.107	11	28	2	3	0	0	0	0	1	0	0	1	10	1	0	.107	.138	0
2012	Indianapolis	.285	54	172	18	49	17	0	7	28	0	3	2	22	35	0	2	.506	.367	2
	Round Rock	.220	47	141	18	31	10	0	5	20	0	3	1	30	35	0	0	.397	.354	4
2013	(Did not play)																			
<b>AL Totals</b>		<b>.267</b>	<b>13</b>	<b>15</b>	<b>1</b>	<b>4</b>	<b>1</b>	<b>0</b>	<b>1</b>	<b>3</b>	<b>0</b>	<b>0</b>	<b>0</b>	<b>1</b>	<b>2</b>	<b>0</b>	<b>0</b>	<b>.533</b>	<b>.313</b>	<b>0</b>
<b>NL Totals</b>		<b>.107</b>	<b>11</b>	<b>28</b>	<b>2</b>	<b>3</b>	<b>0</b>	<b>0</b>	<b>0</b>	<b>0</b>	<b>1</b>	<b>0</b>	<b>0</b>	<b>1</b>	<b>10</b>	<b>1</b>	<b>0</b>	<b>.107</b>	<b>.138</b>	<b>0</b>
<b>ML Totals</b>		<b>.163</b>	<b>24</b>	<b>43</b>	<b>3</b>	<b>7</b>	<b>1</b>	<b>0</b>	<b>1</b>	<b>3</b>	<b>1</b>	<b>0</b>	<b>0</b>	<b>2</b>	<b>12</b>	<b>1</b>	<b>0</b>	<b>.256</b>	<b>.200</b>	<b>0</b>

2014 ATHLETICS

## CAREER TRANSACTIONS

**2000** — Selected by the Boston Red Sox organization in the 35th round of the First-Year Player draft. **2010** — Elected free agency, November 6; signed by the Pittsburgh Pirates to a minor league contract, December 2. **2011** — Elected free agency, September 29; signed by the Texas Rangers to a minor league contract, November 30. **2012** — Elected free agency, November 2. **2014** — Signed by the Oakland Athletics to a minor league contract, January 22.

## LIFETIME PITCHING RECORD

Year	Club	W	L	ERA	G	GS	CG	SHO	SV	IP	H	R	ER	HR	HB	BB	IBB	SO	WP	BK
2009	BOSTON	0	0	9.00	1	0	0	0	0	1.0	2	1	1	0	0	0	0	1	0	0

### VS. THE AMERICAN LEAGUE

2013		CAREER									
AVG.	AB	H	HR	RBI	vs. TEAM	AVG.	AB	H	HR	RBI	
—	0	0	0	0	Baltimore	.000	1	0	0	0	
—	0	0	0	0	Cleveland	.400	5	2	1	1	
—	0	0	0	0	Houston	.000	4	0	0	0	
—	0	0	0	0	Oakland	.250	4	1	0	0	
—	0	0	0	0	Seattle	.250	4	1	0	0	
—	0	0	0	0	Texas	.000	3	0	0	0	
—	0	0	0	0	Toronto	1.000	1	1	0	2	

### BALLPARK BREAKDOWN

	AVG.	AB	H	HR	RBI
Citi Field	.143	7	1	0	0
Fenway Park	.286	7	2	1	3
Minute Maid Park	.000	4	0	0	0
Nationals Park	-	0	0	0	0
O.co Coliseum	.250	4	1	0	0
PNC Park	.071	14	1	0	0
Progressive Field	.333	3	1	0	0
Safeco Field	.250	4	1	0	0

### VS. THE NATIONAL LEAGUE

2013		CAREER									
AVG.	AB	H	HR	RBI	vs. TEAM	AVG.	AB	H	HR	RBI	
—	0	0	0	0	Arizona	.000	6	0	0	0	
—	0	0	0	0	New York	.083	12	1	0	0	
—	0	0	0	0	Philadelphia	.333	3	1	0	0	

### FIELDING STATISTICS

Pitcher							
YEAR	PCT.	G	PO	A	E	TC	DP
2009	—	1	0	0	0	0	0
<b>Totals</b>	<b>—</b>	<b>1</b>	<b>0</b>	<b>0</b>	<b>0</b>	<b>0</b>	<b>0</b>

### MONTHLY BREAKDOWN

2013		CAREER									
AVG.	AB	H	HR	RBI	by MONTH	AVG.	AB	H	HR	RBI	
—	0	0	0	0	April	—	0	0	0	0	
—	0	0	0	0	May	.250	4	1	0	0	
—	0	0	0	0	June	.083	24	2	0	0	
—	0	0	0	0	July	.182	11	2	0	0	
—	0	0	0	0	August	1.000	1	1	0	2	
—	0	0	0	0	September	.000	1	0	0	0	
—	0	0	0	0	October	.500	2	1	1	1	

Catcher							
YEAR	PCT.	G	PO	A	E	TC	DP
2009	1.000	6	6	2	0	8	0
2010	1.000	7	26	4	0	30	2
2011	1.000	10	49	3	0	52	1
<b>Totals</b>	<b>1.000</b>	<b>23</b>	<b>81</b>	<b>9</b>	<b>0</b>	<b>90</b>	<b>3</b>

### BATTING BREAKDOWN

2013		CAREER									
AVG.	AB	H	HR	RBI	by CATEGORY	AVG.	AB	H	HR	RBI	
—	0	0	0	0	Home	.143	21	3	1	3	
—	0	0	0	0	Road	.182	22	4	0	0	
—	0	0	0	0	Day	.091	22	2	0	0	
—	0	0	0	0	Night	.238	21	5	1	3	
—	0	0	0	0	Pre-ASG	.107	28	3	0	0	
—	0	0	0	0	Post-ASG	.267	15	4	1	3	
—	0	0	0	0	vs. LHP	.143	14	2	1	3	
—	0	0	0	0	vs. RHP	.172	29	5	0	0	
—	0	0	0	0	RISP	.125	8	1	0	2	
—	0	0	0	0	Bases Loaded	.000	1	0	0	0	
—	0	0	0	0	Pinch Hitter	1.000	1	1	0	0	
—	0	0	0	0	Designated Hitter	—	0	0	0	0	

### BROWN'S CAREER BESTS

**Hits:** 1 (seven times), last: June 19, 2011 at Cleveland

**Home Runs:** 1, October 3, 2009 vs. Cleveland

**Runs Batted In:** 2, August 20, 2010 vs. Toronto

**Stolen Bases:** 1, May 31, 2011 at New York (NL)

**Hitting Streak:** 3, July 25, 2010 to May 31, 2011

**Hitless Streak (At Bats):** 19, June 5 to 19, 2011

**Game Ending RBI:** None

**Grand Slams:** None

**Pinch-Hit Home Runs:** None

**Inside-The-Park Home Runs:** None.

**Lead Off Home Runs:** None



**OUTFIELDER****Height/Weight:** 5-9 / 180**Bats/Throws:** Switch / Right**Birthdate:** August 30, 1989**Opening Day Age:** 24**Birthplace/Resides:** Atlanta, Georgia / Marietta, Georgia**Major League Service:** None**Obtained:** Acquired from Washington for Jerry Blevins, December 11, 2013**Contract Status:** First year of a one-year contract through 2014.**NON-ROSTER INVITEE****CAREER HIGHLIGHTS**

Was acquired by the A's from Washington following the 2013 season after batting .312 with a .421 on-base percentage in 266 games in three seasons in the Nationals farm system...stole 125 bases in 142 attempts (88.0%)...his only career home run (Aug. 1, 2011) was a grand slam...was named Washington's Minor League Player of the Year in 2013...was a Carolina League Midseason and Postseason All-Star that year after leading the league in stolen bases (54), on-base percentage (.422) and triples (9)...ranked fourth among all full season minor leaguers with a .432 on-base percentage in 2012.

**2013 HIGHLIGHTS**

Was named the Washington Nationals Minor League Player of the Year after batting a combined .315 with 96 runs scored and 74 stolen bases in 121 games with Single-A Potomac and Double-A Harrisburg...added 72 walks and was hit by a pitch 14 times for a .425 on-base percentage...ranked third in all of minor league baseball in stolen bases behind Micah Johnson (84) and Billy Hamilton (75)...was sixth among full season minor leaguers in on-base percentage...spent most of the season at Potomac where he was named to the Carolina League Midseason and Postseason All-Star teams...led the league in stolen bases (54), on-base percentage (.422) and triples (9), ranked second in batting (.312) and tied for 10th in runs (70)...averaged 10.86 plate appearances per strikeout, which was also the best figure in the CL...batted .339 (37-for-109) against left-handed pitching compared to .307 (103-for-335) against right-handers...hit .278 with the bases empty, .385 with runners on...including .372 with runners in scoring position...did not homer for the second consecutive season and has gone 259 games and 927 at bats since hitting his only professional home run Aug. 1, 2011...had a .514 batting average in the sixth inning and hit .411 in innings four through seven...with Potomac, he hit .368 at home compared to .234 on the road...overall, appeared in 86 games in left field and 35 in center field...committed just two errors in 119 games overall in the outfield for a .992 fielding percentage...had seven assists...batted leadoff in all but one game, an 0-for-1 performance in the ninth spot in the order...recognized by *Baseball America* as having the "Best Strike-Zone Discipline" and being the "Fastest Baserunner" in the Nationals organization following the season.

**MINORS:** Hit safely in each of his first five games (11-for-20, .550)...that included a season-high three walks April 7 against Lynchburg, a figure he matched June 15 at Frederick...had his first of five two-RBI games April 8 against Salem...then went 12-for-68 (.176) over a 20-game stretch from April 12 to May 1...stole two bases April 23 at Carolina, his first of 16 multi-steal games...swiped a season-high three bases April 30 in the second game of a doubleheader against Carolina...also had three steal games July 11 at Winston-Salem and Sept. 1 at Richmond...finished April with a .274 batting average...then hit .305 with 14 stolen bases in 18 games in May...was batting .289 with 19 runs and 16 stolen bases in 38 games when he was placed on the disabled list May 16 with a strained left hamstring...was reinstated May 27 and hit .326 with 77 runs and 58 stolen bases over his final 83 games...had a streak of 15 consecutive stolen bases without a caught stealing from May 27 to June 15, was caught stealing June 22 and then had a streak of 16 straight steals from July 4 to 22...had five straight multiple hit games from June 5 to 9 (11-for-21, .524)...collected a season-high four hits June 12 at Carolina...started in right field and batted leadoff for the Carolina League All-Stars in the Single-A All-Star Game against the California League and went 1-for-3 with two runs and two stolen bases in a 12-2 win at San Jose...hit safely in each of his final 25 games at Potomac beginning June 29, which was the longest hitting streak in the Carolina League in 2013...batted .370 (37-for-100) with 19 runs, 18 stolen bases and a .457 on-base percentage

during the streak...the hitting streak began a season-ending stretch where he reached base safely in 54 of his final 57 games, including 31 straight from June 29 to Aug. 6...was batting .299 entering play July 11 and went 2-for-2 with a walk that day at Winston-Salem to lift his average to .304...it would not drop below .300 the rest of the season...hit .372 with a .459 on-base percentage in 25 games in July and stole 16 bases, which tied for ninth most in all of the minor leagues in the month...was transferred to Double-A Harrisburg Aug. 2 and hit .325 in 30 games...from Aug. 2 through the end of the season, he led the Eastern league in runs (26) and stolen bases (20), ranked third in on-base percentage (.434) and tied for fourth in walks (20)...went 12-for-22 (.545) with 11 runs scored and five stolen bases over a five-game stretch from Aug. 24 to 28...that included a season-high four runs Aug. 26 against Altoona and a season-high tying four hits the next day against the Curve...stole 19 bases in 29 games in August, which was second most in the minor leagues...also tied for eighth in runs (26)...hit .231 (6-for-26) with five runs, six walks (.364 on-base percentage) and five stolen bases in seven postseason games for the Senators.

## CAREER

**2012**—Spent his first full professional season at Single-A Hagerstown where he batted .322 in 113 games...added 65 walks and was hit by a pitch 13 times for a .432 on-base percentage...the on-base percentage ranked second among all Single-A batters and fourth among all full season minor leaguers...was successful in 38-of-47 (80.9%) stolen base attempts...ranked second in the South Atlantic League in on-base percentage, third in batting, tied for fifth in hit by pitches (13), tied for sixth in runs (83), tied for seventh in stolen bases and tied for 10th in walks...ranked third in the Nationals farm system in batting and stolen bases...led Hagerstown in runs, stolen bases, sacrifice hits (8) and hit by pitches...hit .324 against left-handed pitching, .320 against right-handers...however, drew 54 of his 65 walks against righties for a .452 on-base percentage (compared to .394 against lefties)...had a .393 batting average with runners in scoring position...batted .300 or better in all five months of the season...hit .378 in the eighth inning or later...had a .342 batting average at night compared to .221 during the day...appeared in 68 games in center field and 41 in left field...had 10 assists in 106 games overall in the outfield...hit .346 while playing center field...saw his most action with 43 games in the two spot in the order but batted .353 with a .429 on-base percentage in 36 games hitting leadoff...also hit ninth 31 times and had one game each hitting third, fifth and seventh...reached base safely via hit, walk or hit by pitch in 102 of his 113 games, including 53 of 55 on the road...went 0-for-2 in his first game but then had a 30-game reaching base streak from April 12 to May 18...batted .318 with a .463 on-base percentage during the streak...went 3-for-5 with three walks and scored a season-high four runs in a 24-2 win April 25 at Rome...the hits and walks were also season-highs...finished April with a .309 batting average and .465 on-base percentage in 16 games...stole a season-high three bases May 17 against Delmarva...was successful in 16 consecutive stolen base attempts from May 23 to July 12...had a season-high nine game hitting streak from May 27 to June 6...went 13-for-33 (.394) with 10 RBI over that span...reached base safely in each of his final 31 road games beginning May 27, which was the second longest such streak in the SAL...went 33 consecutive games without an extra base hit from June 5 to July 16...went 0-for-11 in a four game series against Lakewood June 21-24, dropping his overall average to .299...went 2-for-3 June 26 against Delmarva to lift his average to .304...it would not fall under .300 the rest of the season...matched his season-high with three stolen bases June 27 at Delmarva...was successful in 32 of his 34 (94.1%) stolen base attempts through July 12...then had six steals over his final 13 attempts (46.2%)...went 22-for-51 (.431) with nine multiple hit games over a 13-game span from July 20 to Aug. 9...was on the disabled list from July 27 to Aug. 2 with a strained left hamstring...batted .353 with a .433 on-base percentage in 23 games in August...went 4-for-7 (.571) with a walk and two stolen bases in two postseason games for the Suns...was named the "Fastest Baserunner" in the Nationals farm system by *Baseball America* following the season.

**2011**—Was selected by Washington in the 32nd round of the draft but did not sign until July 19...was assigned to Auburn of the Short-Season New York-Penn League and hit .262 with a home run and 18 RBI in 32 games...was successful in 13-of-14 (92.9%) stolen base attempts...hit .333 with his only home run against left-handed pitching compared to .238 against right-handers...batted .346 with 15 RBI in 16 games before the All-Star Break, .182 with three RBI in 16 games after the break...had a .303 average with runners in scoring position...batted .129 when leading off an inning...all 32 of his games came in center field and he did not commit an error in 71 total chances...hit in the bottom three spots of the order in 24 of his 32 games...also hit leadoff eight times...reached base safely via hit or walk in each of his first 11 games, batting .405 with a .500 on-base percentage...had back-to-back three hit games July 30 and Aug. 1 at Tri Cities...hit his first professional home run on the 1st, a grand slam...

had a season-high four RBI in the game...was batting .371 as late as Aug. 20 but went 5-for-45 (.111) over his final 12 regular season games...then hit .333 (4-for-12) with two RBI and two stolen bases in four postseason games.

## PERSONAL/MISCELLANEOUS

William John Burns was originally signed by Eric Robinson...graduated from Walton High School in Marietta, Georgia in 2008...attended Mercer University in Georgia.

### LIFETIME PLAYING RECORD

Year	Club	AVG.	G	AB	R	H	2B	3B	HR	RBI	SH	SF	HP	BB	SO	SB	CS	SLG	OBP	E
2011	Auburn	.262	32	107	21	28	3	2	1	18	2	2	7	12	22	13	1	.355	.367	0
2012	Hagerstown	.322	113	398	83	128	14	5	0	41	8	1	13	65	68	38	9	.382	.432	3
2013	Potomac	.312	91	330	70	103	8	9	0	29	6	2	12	52	37	54	5	.391	.422	1
	Harrisburg	.325	30	114	26	37	4	0	0	8	2	0	2	20	17	20	2	.360	.434	1
<b>Minor League Totals</b>		<b>.312</b>	<b>266</b>	<b>949</b>	<b>200</b>	<b>296</b>	<b>29</b>	<b>16</b>	<b>1</b>	<b>96</b>	<b>18</b>	<b>5</b>	<b>34</b>	<b>149</b>	<b>144</b>	<b>127</b>	<b>17</b>	<b>.379</b>	<b>.421</b>	<b>5</b>

### CAREER TRANSACTIONS

**2008** — Selected by the Atlanta Braves organization in the 16th round of the First-Year Player draft, did not sign. **2011** — Selected by the Washington Nationals organization in the 32nd round of the First-Year Player draft. **2013** — Traded to the Oakland Athletics for pitcher Jerry Blevins, December 11.

### OAKLAND ATHLETICS 20 OR MORE HITS IN A GAME

Hits	Opponent	Date	Hits	Opponent	Date
29	at Texas	July 1, 1979	21	at Boston	July 28, 2009
25	at Boston	June 14, 1969	21	at Detroit	August 28, 2013
24	at Cleveland	August 28, 1998	20	New York	June 12, 1971
24	Texas	September 30, 2000	20	at Cleveland	August 3, 1980
24	San Francisco	June 26, 2005	20	Cleveland	August 24, 1981
23	at Texas	May 10, 1973	20	at California	July 30, 1983
22	at Minnesota	April 27, 1980	20	at Texas	October 2, 1985
22	Cincinnati	June 9, 2004	20	at Minnesota	April 10, 1994
22	Minnesota	July 20, 2009	20	at Kansas City	May 3, 2000
22	at Minnesota	September 11, 2013	20	at Tampa Bay	September 15, 2000
21	at Baltimore	April 26, 1974	20	at Cleveland	August 2, 2001
21	at Seattle	April 13, 1990	20	at Los Angeles	May 1, 2008
21	at Detroit	August 15, 1998	20	at Chicago (AL)	September 8, 2009
21	at Kansas City	June 18, 2000			

**RIGHT-HANDED PITCHER****Height/Weight:** 6-3 / 195**Bats/Throws:** Right / Right**Birthdate:** February 13, 1984**Opening Day Age:** 30**Birthplace/Resides:** St. Louis, Missouri / Hartford, Connecticut**Major League Service:** None**Obtained:** Signed to a minor league contract, November 20, 2013**Contract Status:** First year of a one-year contract through 2014**NON-ROSTER INVITEE****CAREER HIGHLIGHTS**

Is 66-52 with a 4.05 ERA in 234 games, including 168 starts, over eight professional seasons in the San Diego (2006-11) and Tampa Bay (2012-13) organizations...went 21-13 with a 3.40 ERA (118 er in 312.0 ip) in 55 games, 52 starts, in his two seasons in the Rays farm system...ranked third in all of the minor leagues with 167 strikeouts in 2013...was named to the Texas League Midseason and Postseason All-Star teams in 2008 at Double-A San Antonio...was named to the California League Postseason All-Star team in 2007 at Single-A Lake Elsinore.

**2013 HIGHLIGHTS**

Combined for a 14-5 record and a 2.86 ERA in 29 games, including 28 starts, for Double-A Montgomery and Triple-A Durham in the Tampa Bay organization...struck out 167 batters, which was third most in all of minor league baseball...tied for third in the minors in wins...allowed just 10 home runs in 160.2 innings, an average of 0.56 per nine innings...had career highs in wins, games started, innings pitched, walks (67) and strikeouts and the ERA was a career low...began the season at Montgomery and went 6-3 with a 2.69 ERA in 11 starts before he was promoted to Durham May 31...was tied for the Southern League lead in wins, ranked third in strikeouts (63) and innings pitched (63.2) and 10th in ERA at the time of his promotion...compiled an 8-2 record, one save and a 2.97 ERA in 18 games, 17 starts, with the Bulls...struck out 104, which was the most in the International League from the time he joined the club May 31 through the end of the season...also tied for third in the IL in wins over that stretch and ranked ninth in ERA...combined with both clubs for a .234 opponents batting average, which included a .195 (64-for-328) mark against right-handed hitters compared to .283 (75-for-265) against left-handers...surrendered seven of his 10 home runs to right-handers...eight of the home runs were solo shots...held the opposition to a .238 average with runners in scoring position...his teams were 20-8 (.714) in his starting assignments...tossed at least six innings in 14 of his 28 starts, allowed one run or fewer 14 times and walked two batters or fewer 15 times...had 14 outings with more strikeouts than innings pitched.

**MINORS:** Walked a season-high four batters in a season-low 3.2 innings for the loss in his first start of the season April 4 against Birmingham...then put together a five-game winning streak over his next seven starts from April 10 to May 13...compiled a 1.88 ERA and .209 opponents batting average over that span...tossed 6.0 shutout innings in one of his no decisions during the winning streak, April 26 against Birmingham...fired a season-high 8.0 innings May 2 at Pensacola, allowing just one run in a 6-1 victory...had his winning streak snapped May 18 at Huntsville when he allowed a season-high nine hits in the second game of a doubleheader...also lost his next start May 23 against Jackson when he struck out a season-high nine in 5.0 innings...also issued four walks and tossed a season-high 108 pitches in that contest...tossed 7.0 scoreless innings for the win in his final Double-A start May 28 at Mississippi...went 4-2 with a 2.13 ERA and .225 opponents batting average in six starts in May for Montgomery...was promoted to Durham May 31 and made his only relief appearance of the season that day against Scranton/Wilkes-Barre...tossed 2.2 perfect innings of relief for the save in an 8-4 win...compiled his second five-game winning streak of the season from June 8 to July 13...logged a 2.58 ERA and .222 opponents batting average over that five-start stretch...matched his season highs in walks (4) and strikeouts (9) June 15 against Indianapolis...allowed just one run in three consecutive starts from July 3 to 13 (18.0 ip, 1.50 ERA)...surrendered his final home run of the season July 13 against Gwinnett...finished the season with a nine-game, 51.1-inning homerless streak...allowed a season-high seven runs in 4.0 innings July 21 against Pawtucket but had a no decision in a 14-13 win...went 3-0 with a 3.72 ERA in six

starts in July...struck out 40 in 34.0 innings...then went 3-1 with a 2.15 ERA in five starts in August... began the month by matching his season highs in walks (4), strikeouts (9) and pitches (108) in a 4-2 loss to Rochester Aug. 5...then went 3-1 with a 2.43 ERA over his final five starts...made one postseason start for the Bulls and had a no decision (4.2 ip, 2 h, 5 bb, 5 so).

## CAREER

**2012**—Was selected by Washington in the Double-A portion of the Rule 5 draft following the 2011 season and was traded to the Tampa Bay organization for cash considerations April 16...was assigned to Double-A Montgomery where he went 7-8 with a 3.89 ERA in 24 games, including 22 starts...also had a two-start stint with Triple-A Durham from June 24 to 29, posting a 5.23 ERA without a decision... was a combined 7-8 with a 3.98 ERA overall...allowed a .264 opponents batting average, including .209 against right-handed hitters compared to .324 against left-handers...surrendered 15 home runs, 11 of which came with the bases empty...compiled a 2.50 ERA over the first three innings of a game, a 5.54 ERA in innings four through seven...did not allow a run after the seventh inning (3.0 ip)...tossed at least six innings in 16 of his 24 starts, allowed two runs or fewer 14 times and walked two batters or fewer 16 times...his first two appearances of the season were in relief...allowed seven runs in 7.2 innings (8.22 ERA)...moved into the starting rotation for good April 26 against Birmingham, walking a season-high four batters in 4.1 innings for the loss...struck out a season-high 12 batters in 6.2 shutout innings against Jacksonville May 11 and allowed just one run...ended up with a no decision as the Biscuits scored a run in the eighth for a 1-0 win...was named Southern League Pitcher of the Week for his efforts...yielded a season-high 12 hits in 4.1 innings May 17 at Birmingham for the loss...then allowed one earned run or fewer in each of his next four starts from May 24 to June 11...had just one win over that stretch (1.13 ERA)...had allowed just two home runs over his first 11 games and 57.0 innings...then yielded at least one home run in six consecutive starts from June 17 to July 15 and surrendered 13 home runs over his final 15 starts and 94.1 innings...struck out 10 batters in 5.0 innings for the loss June 17 at Huntsville, giving him a 2-3 record and 3.77 ERA in 12 games...was promoted to Durham June 24, made two starts, and was sent back to Montgomery June 30...went 5-5 with a 3.99 ERA over his final 12 starts...allowed a season-high nine runs on 11 hits in 6.0 innings July 15 at Mobile...had a season-high 108 pitches Aug. 11 against Jackson...tossed his lone complete game of the season Aug. 27 against Jackson a 1-0 loss... allowed just one hit and two walks while striking out three in 8.0 innings...made one postseason start for Montgomery, a 5-3 loss to Mobile in Game 1 of the Southern League semi-finals Sept. 6 (4.1 ip, 6 h, 5 r, 4 er, 4 bb, 3 so)...pitched for Mazatlan in the Mexican-Pacific Winter League following the season and went 4-2 with three saves and a 4.50 ERA in 11 relief appearances.

**2011**—Combined to go 12-6 despite a 6.16 ERA in 32 games, 22 starts, with Double-A San Antonio and Triple-A Tucson...allowed a .318 opponents batting average, including .304 against right-handed hitters compared to .343 against left-handers...was 2-0 with a 4.61 ERA in his 10 relief appearances and stranded both of his inherited runners...had a 10-6 record and a 6.34 ERA in his 22 starts...was 6-1 with a 3.94 ERA in 12 games, seven starts, with San Antonio...went 4-1 with a 2.32 ERA and .209 opponents batting average in six games at home, 2-0 with a 7.36 ERA and .317 opponents average in six games on the road...opponents hit .227 with runners in scoring position...had a 6-5 record, a 7.31 ERA and .351 opponents batting average in 20 games, 15 starts, with Tucson...was 4-3 with an 8.10 ERA in 12 games at home compared to 2-2 with a 6.43 ERA in eight games on the road...opponents hit .331 with runners in scoring position...allowed eight runs in 5.2 innings in his first start April 11 at Tulsa but was the winning pitcher in a 23-10 win...went 2-for-4 with a home run and two RBI at the plate in that contest...was 6-for-26 (.231) with the home run and three RBI for the season as a hitter... was 5-1 with a 4.15 ERA in seven games, six starts, when he was promoted to Tucson May 13...went 4-3 with a 7.52 ERA in 10 starts before he was placed on the disabled list July 4 with a sprained right ankle...was reinstated from the DL and transferred to San Antonio July 15...compiled a 1-0 record and 3.27 ERA in five games, one start, with the Missions before returning to Tucson July 30...finished the season by going 2-2 with a 7.00 ERA in 10 games, five starts, with the Padres...appeared in one game in right field Sept. 5 at Reno...went 4-1 with a 2.48 ERA and .209 opponents batting average in six starts with Culiacan in the Mexican-Pacific Winter League following the season...struck out 12 in 6.1 innings Dec. 22 against Mazatlan.

**2010**—Spent most of the season at Double-A San Antonio where he went 2-2 with a 3.46 ERA in 32 games, including five starts...also went 0-4 with a 9.38 ERA in eight games, four starts, at Triple-A Portland...was a combined 2-6 with a 5.01 ERA in 40 games, nine starts, overall...the games pitched

were a career-high...struck out 94 batters in 91.2 innings (9.23 per nine innings)...yielded just seven home runs...allowed a .249 opponents batting average, including .209 against right-handed hitters...opponents hit .152 with runners in scoring position and two outs...was 1-1 with a 3.93 ERA in 31 relief appearances and allowed 7-of-19 (36.8%) inherited runners to score...had a 1-5 record and a 6.63 ERA in his nine starts...began the season at San Antonio and was 0-0 with a 2.66 ERA in six games, including one start, when he was promoted to Portland May 4...returned to San Antonio June 10 and finished the season with the Missions...did not allow a home run in 26 games and 47.1 innings over his second stint at Double-A...went 7-2 with a 2.70 ERA and .188 opponents batting average in 13 starts for Culiacan in the Mexican-Pacific Winter League following the season...had the lowest opponents batting average in the MPWL, tied for second in wins, ranked third in ERA and innings pitched (83.1) and was fourth in strikeouts (61).

**2009**—Spent most of the season at Triple-A Portland where he went 3-10 with a 6.18 ERA in 19 games, 18 starts...was sent to Double-A San Antonio July 22 and finished the season with the Missions, going 2-1 with a 4.39 ERA in 16 games, three starts...combined for a 5-11 record and 5.66 ERA in 35 games, including 21 starts...the losses were a career-high...allowed a .298 opponents batting average, including .272 against right-handed hitters compared to .327 against left-handers...was 4-for-17 (.235) with two doubles, a triple and two RBI as a hitter...each of his first 18 appearances were starts...then pitched in relief in his final Triple-A outing July 21 at Reno...his first two Double-A outings were starts but 13 of his last 14 outings came in relief...allowed one run in 5.0 innings in his final start of the season in the second game of a doubleheader Aug. 14 against Springfield...that started a season-ending stretch where he went 1-0 with a 1.26 ERA over his final 10 games...then tossed 3.0 scoreless innings of relief in one postseason appearance for the Missions (2 h, 1 bb).

**2008**—Went 10-6 with a 2.98 ERA in 27 starts at Double-A San Antonio...was named to the Texas League Midseason and Postseason All-Star teams...ranked second in the TL in ERA and third in strikeouts (118)...tied for the league lead with 16 wild pitches...led TL pitchers in total chances (50) and errors (5)...allowed a .250 opponents batting average, including .212 against right-handed hitters and .215 with runners in scoring position...went 4-4 with a 4.04 ERA in 11 starts in April and May, 6-2 with a 2.34 ERA in 16 starts in June, July and August...tossed a complete game in a seven-inning contest May 18 at Frisco, allowing just two runs on four hits, but lost 2-0 as Matt Harrison tossed a no-hitter...started and lost Game 1 of the Texas League Division Series against Frisco Sept. 3 (5.0 ip, 6 h, 4 r, 4 er, 2 bb, 5 so, 2 hr).

**2007**—Spent his first full professional season at Single-A Lake Elsinore...went 12-6 with a 2.89 ERA and .270 opponents batting average in 28 games, 25 starts...was named to the California League Postseason All-Star team after ranking second in the league in ERA, third in fewest walks per nine innings (1.60) and tied for third in wins...tied for the CL lead among pitchers in total chances (43) and putouts (19)...went 4-4 with a 4.14 ERA and .314 opponents batting average in 14 starts before the All-Star Break, 8-2 with a 1.67 ERA and .220 opponents average in 14 games after the break...had a six-game winning streak from June 8 to July 12...earned CL Pitcher-of-the-Week honors in consecutive weeks, June 18-24 and June 25-July 1...was placed on the disabled list Sept. 3 with a strained right elbow and missed the playoffs.

**2006**—Made his professional debut with Eugene of the Short-Season Northwest League and went 3-4 with a 3.12 ERA and .236 opponents batting average in 15 games, 10 starts...was transferred to Single-A Lake Elsinore Aug. 26 and went 1-0 with a 3.55 ERA in two starts with the Storm...combined for a 3.19 ERA in 17 games overall...ranked third in the NL in strikeouts per nine innings (9.06) and fifth in fewest walks per nine innings (1.89)...picked up the win in one postseason start, an 8-6 win over High Desert Sept. 8 to clinch the Cal League Mini-Series (6.0 ip, 6 h, 3 r, 2 er, 3 bb, 5 so).

## **PERSONAL/MISCELLANEOUS**

Matthew David Buschmann was originally signed by Padres scout Ash Lawson...graduated from Lafayette High School in Wildwood, Missouri...attended Vanderbilt University.



## LIFETIME PITCHING RECORD

Year	Club	W	L	ERA	G	GS	CG	SHO	SV	IP	H	R	ER	HR	HB	BB	IBB	SO	WP	BK
2006	Eugene	3	4	3.12	15	10	0	0	0	60.2	54	26	21	5	9	11	0	63	5	0
	Lake Elsinore	1	0	3.55	2	2	0	0	0	12.2	9	5	5	0	0	4	0	5	1	1
2007	Lake Elsinore	12	6	2.89	28	25	0	0	0	149.1	153	60	48	9	8	26	0	115	5	0
2008	San Antonio	10	6	2.98	27	27	1	0	0	148.0	137	60	49	13	6	58	2	118	16	1
2009	Portland	3	10	6.18	19	18	1	0	0	99.0	121	74	68	13	8	33	1	53	6	2
	San Antonio	2	1	4.39	16	3	0	0	0	41.0	42	23	20	4	0	10	0	28	2	0
2010	San Antonio	2	2	3.46	32	5	0	0	0	67.2	59	29	26	2	1	23	1	74	7	2
	Portland	0	4	9.38	8	4	0	0	0	24.0	27	27	25	5	2	20	2	20	4	0
2011	San Antonio	6	1	3.94	12	7	0	0	0	45.2	42	22	20	5	2	19	0	32	1	0
	Tucson	6	5	7.31	20	15	1	0	0	88.2	129	75	72	11	3	33	0	60	5	0
2012	Montgomery	7	8	3.89	24	22	1	0	0	141.0	136	69	61	12	8	48	3	111	6	0
	Durham	0	0	5.23	2	2	0	0	0	10.1	13	6	6	3	2	5	0	9	0	0
2013	Montgomery	6	3	2.69	11	11	0	0	0	63.2	59	24	19	6	3	23	1	63	4	0
	Durham	8	2	2.97	18	17	0	0	1	97.0	80	37	32	4	6	44	0	104	4	0
<b>Minor League Totals</b>		<b>66</b>	<b>52</b>	<b>4.05</b>	<b>234</b>	<b>168</b>	<b>4</b>	<b>0</b>	<b>1</b>	<b>1048.2</b>	<b>1061</b>	<b>537</b>	<b>472</b>	<b>92</b>	<b>58</b>	<b>357</b>	<b>10</b>	<b>855</b>	<b>66</b>	<b>6</b>

## CAREER TRANSACTIONS

**2006** — Selected by the San Diego Padres organization in the 15th round of the First-Year Player draft. **2011** — Selected by the Washington Nationals in the Double-A portion of the Rule 5 draft, December 8. **2012** — Traded to the Tampa Bay Rays for cash considerations, April 16. Elected free agency, November 2; re-signed by Tampa Bay to a minor league contract, November 14. **2013** — Elected free agency, November 4; signed by the Oakland Athletics to a minor league contract, November 20.

## OAKLAND'S 20-GAME WINNING STREAK, 2002

Date	Opponent	Score	Date	Opponent	Score
Aug. 13	Toronto	5-4	Aug. 24	at Detroit	12-3
Aug. 14	Toronto	4-2	Aug. 25	at Detroit	10-7
Aug. 16	Chicago	1-0	Aug. 26	at Kansas City	6-3
Aug. 17	Chicago	9-2	Aug. 27	at Kansas City	6-4
Aug. 18	Chicago	7-4	Aug. 28	at Kansas City	7-1
Aug. 19	at Cleveland	8-1	Aug. 30	Minnesota	4-2
Aug. 20	at Cleveland	6-3	Aug. 31	Minnesota	6-3
Aug. 21	at Cleveland	6-0	Sept. 1	Minnesota	7-5
Aug. 22	at Cleveland	9-3	Sept. 2	Kansas City	7-6
Aug. 23	at Detroit	9-1	Sept. 4	Kansas City	12-11

**INFIELDER****Height/Weight:** 5-9 / 225**Bats/Throws:** Switch / Right**Birthdate:** April 19, 1983**Opening Day Age:** 30**Birthplace/Resides:** Maracay, Venezuela / Orlando, Florida**Major League Service:** 6 years, 135 days**Obtained:** Acquired from the Los Angeles Angels for infielder Grant Green, July 30, 2013**Contract Status:** Second year of a two-year contract through 2014.**CAREER HIGHLIGHTS**

Has spent eight seasons in the majors with four different teams and is a .273 career hitter in 869 games...made his Major League debut with Arizona (2006-07) and was later traded to Kansas City (2008-10), Los Angeles-AL (2010-13) and Oakland (2013)...has more walks (282) than strikeouts (281) in his career...is averaging 11.54 plate appearances per strikeout in his career...is the fourth best mark in the majors since he made his debut in 2006 (min. 2500 plate appearances)...led the American League in plate appearances per strikeout in 2013 (11.0)...had a career-best season in 2009 with Kansas City, batting .300 with 41 doubles, eight triples, 11 home runs and 73 RBI...was originally signed by the Angels as a non-drafted free agent Feb. 16, 2001, but was traded to Arizona prior to the 2006 season...was named Diamondbacks Minor League Player of the Year that year and also made his ML debut.

**MLB MOST PLATE  
APPEARANCES  
PER STRIKEOUT  
SINCE 2006**

16.88	Juan Pierre
14.71	Placido Polanco
14.65	Jeff Keppinger
<b>11.54</b>	<b>Alberto Callaspo</b>
11.33	Luis Castillo

*(min. 2500 PA)***2013 HIGHLIGHTS**

Was acquired by the A's from the Angels one day before the trading deadline and batted .270 with five home runs and 22 RBI in 50 games with Oakland...hit .252 with five home runs and 36 RBI in 86 games with Los Angeles and combined for a .258 batting average in 136 games overall...his 58 RBI were the second highest total of his career and his 10 home runs tied for second most...finished the season with more walks (53) than strikeouts (47) for the fourth time in his career...struck out 25 times in 50 games with the A's after fanning 22 times in 86 games with the Angels...his average of 11.0 plate appearances per strikeout was the best mark in the American League and fifth best in the majors...was fifth in the AL in fewest percentage of swings that missed (10.8%)...made all 82 of his starts on defense with Los Angeles at third base...also started five games at third with the A's but made most of his starts at second base (29)...prior to that, had not played second base since 2010...committed 16 errors (13 at third base, three at second base), which tied for fifth most among all AL fielders...his .952 fielding percentage was second lowest among AL players with 100 or more games (Gillaspie, CWS .949)...matched his career high in sacrifice flies (6) and sacrifice hits (3)...the switch-hitter batted .268 with five home runs in 149 at bats against left-handed pitching compared to .253 with five home runs in 304 at bats against right-handers...his career splits are .300 (254-for-848) against left-handers, .262 (543-for-2074) against righties...seven of his 10 home runs came with two outs and five were hit with runners on base (four two-run, one three-run)...went 5-for-8 (.625) with a double, two walks, two sacrifice flies and 13 RBI with the bases loaded...the batting average ranked third in the AL...went 5-for-33 (.152) as the designated hitter and 1-for-9 (.111) with a home run and two RBI as a pinch hitter...is a .162 (6-for-37) career hitter as the designated hitter and .217 (18-for-83) as a pinch hitter...hit .292 with nine walks (.485 on-base percentage) in seven games with Magallanes in the Venezuelan Winter League.

**LOS ANGELES (AL):** Was the Angels Opening Day starter at third base, his first career Opening Day start...started each of the first nine games at third and was batting .273 with a home run and three RBI when he was placed on the 15-day disabled list April 19 retroactive to April 12 with a strained right calf...was sent to Single-A Inland Empire April 30 and went 2-for-7 (.286) with a home run, three RBI and two walks in a three-game rehab assignment...was reinstated May 3 and started 73 of the Angels next 77 games at third base before the trade to Oakland...hit .290 with two home runs and 14 RBI over his first 20 games following his return, giving him a .284 batting average, three home runs and 17 RBI

over his first 29 games through May 24...had five RBI May 18 against Chicago (AL), his second career game of five or more RBI (6, April 18, 2010 at Minnesota)...batted .148 over a 19-game stretch from May 25 to June 14...had a 27-game errorless streak snapped June 2 against Houston when he committed two errors...had six errors over a seven-game span from June 2 to 9...had a season-best 12-game hitting streak from June 15 to 27...went 19 for 46 (.413) during the streak...including a career-high tying fourth-hit game June 17 against Seattle (also June 10, 2009 at Cleveland)...went 32 for 95 (.337) over his final 26 games before the All-Star Break...then went 4 for 36 (.111) over his first 12 games after the break before he was traded to Oakland July 30 for minor league infielder Grant Green.

**OAKLAND:** Reported to Oakland July 31 and went 0 for 2 that day against Toronto at second base...it was his first appearance at second base since Aug. 7, 2010...combined to bat .197 in July with the A's and Angels...then hit .301 in 25 games in August...was batting .205 over his first 16 games with Oakland through Aug. 17...then went 3-for-4 and hit his first home run as an Athletic Aug. 18 against Cleveland...that began a nine-game stretch where he hit .433...struck out twice Aug. 23 at Baltimore, his first multi-strikeout game of the season...hit his second career pinch hit home run Sept. 19 against Minnesota (also May 26, 2012 at Seattle)...had started the season 0-for-7 in the pinch...had his third career four-hit game Sept. 21 against Minnesota...hit four home runs in September, matching the best single month total of his career (April, 2010)...went 1-for-6 (.167) in four ALDS games against Detroit, including 0-for-3 in his only start in Game 5.

## CAREER

**2012**—Completed his second full season with the Angels batting .252 with 10 home runs and 53 RBI...the 10 home runs were the second highest total of his career (11 in 2009)...hit .276 at home compared to .229 on the road...despite a .229 road clip, he hit seven of his 10 home runs and drove in 32 of 53 runs away from the Big A...went 4-for-9 (.444) and drove in six runs as a pinch hitter...the six RBI were tied with Kendrys Morales for second most in the American League...on May 26 vs. Seattle, he connected for Angels' first pinch-hit grand slam since Shane Halter, May 8, 2004 vs. Tampa Bay...singled as a pinch hitter Sept. 7 to drive in the winning run in bottom of ninth...it was his second career walk-off hit (also July 29, 2010 vs. Toronto)...logged 56 walks, which was the second highest single-season total of his career...drew a walk in 18 of 24 August games while posting a .430 on-base percentage...his 21 free passes in August tied for the Major League lead while his .430 on-base percentage ranked second in AL...drew at least one walk in 10 straight games from Aug. 1–11...was the eighth Angel to accomplish the feat, the first since Tim Salmon drew a base on balls in 10 straight games played in 2003...agreed to a two-year extension with Halos Jan. 17, 2013.

**2011**—Finished the year with the top batting average on the Angels at .288...also topped the club in batting with runners in scoring position (.292) and on-base percentage (.366)...it marked the third time in his career he batted over .285 in a season...ranked as the third hardest to fan in the American League, striking out just once every 11.2 plate appearances...was one of only nine MLB players (min. 500 PA) with more walks than strikeouts (Bautista, M. Cabrera, Pedroia, J. Reyes, Pujols, Kinsler, Fielder, Pierre)...hit .306 from the right side and .280 batting from the left...was the Angels primary third baseman, making 125 starts at the position

**2010**—Was acquired by the Angels July 22 from Kansas City in exchange for right-handed pitcher Sean O'Sullivan and left-handed pitcher Will Smith...appeared in 58 games with the Halos batting .249 with 21 runs, eight doubles, two home runs and 13 RBI...for the season, batted .265 with 61 runs, 27 doubles, two triples, 10 home runs and 56 RBI in 146 combined games...struck out just 13 times in 228 plate appearances with Angels...finished the season as the second hardest to strikeout in the AL (1 per 14.3 plate appearances)...made 52 starts at third base with the Halos...committed four errors in 142 total chances for a .972 fielding percentage...had a season-best 13-game hitting streak from Aug. 14 to 28...went 21 for 49 (.429) during the streak, which tied Jeff Mathis for the longest by an Angel in 2010.

**2009**—Served as the Royals' regular second baseman for the majority of the season and put up career numbers, batting .300 with 41 doubles, eight triples, 11 home runs and 73 RBI...named the Joe Burke Special Achievement Award winner in a vote by the KC chapter of BBWAA...his 36 doubles as a second baseman ranked third-most all-time in Royals history...his seven triples as a second baseman placed third on the Royals' list...his 54 extra-base hits as a second baseman were third-most in Royals history...finished eighth in the league with a .337 home batting average...hit .361 against left-handed

pitching, good for third in the AL... was third-toughest in the league to strikeout, fanning 51 times in 634 plate appearances (12.43 plate appearances per strikeout)... recorded his first career Major League home run off Detroit's Rick Porcello April 24.

**2008**—Appeared in 74 games with Kansas City batting .305 with 21 runs, eight doubles, three triples and 16 RBI... led all of Major League Baseball batting .491 in day games (min. 50 at bats)... did not commit an error in 46 games (42 starts) at second base (193 total chances)... was the only second baseman in baseball with at least 45 games at the position to post a perfect 1.000 fielding percentage... placed on the 15-day disabled with an unspecified medical condition, June 28... was reinstated Aug. 23.

**2007**—Split his season between Triple-A Tucson and Arizona... in 56 games with Arizona, hit .215 with 10 runs, eight doubles and seven RBI... appeared in 18 games at third base, 10 games at second base, nine games at shortstop and 10 games in outfield... did not appear in the Division Series for Arizona... played in two games of the NLCS vs. Colorado and went 0-for-2... had another solid season with Tucson batting .341 with 59 runs, 15 doubles, two triples, five home runs and 30 RBI in 59 games... played for Aguilas del Zulia in the Venezuelan Winter League... hit .331 with 18 RBI and 19 runs scored in guiding the club to the Caribbean World Series.

**2006**—Named Diamondbacks Minor League Player of the Year after hitting .337 with 93 runs, 24 doubles, 12 triples, seven home runs, and 68 RBI in 114 games with Triple-A Tucson... ranked second in Pacific Coast League in average, first in hits, second in triples and fourth in runs... recalled from Tucson Aug. 6 and made his Major League debut that evening with Arizona... grounded out as a pinch hitter... recorded his first Major League hit with a pinch hit double in the eighth inning Aug. 8th at San Francisco... made his first start Aug. 12 vs. Florida at shortstop and went 3-for-4... optioned back to Tucson Aug. 25 and recalled for a second time Sept. 16... played three positions with D-Backs (shortstop, second base, third base)... prior to the season, was ranked by *Baseball America* as the Angels' 8th best prospect... was traded to Arizona, Feb. 28.

**2005**—Split his campaign between Double-A Arkansas and Triple-A Salt Lake, combining for a .304 average with 11 home runs and 80 RBI... responded to his promotion to Salt Lake by hitting .316 with one home run and 31 RBI in 50 games with the Stingers... struck out just 30 times in 613 combined plate appearances (1 per 20.4 plate appearance)... was one of the top offensive performers with Oriente of Venezuelan Winter League... ranked by *Baseball America* as the Angels ninth best prospect.

**2004**—Spent the entire season at Double-A Arkansas where he batted .284 with six home runs and 48 RBI in 136 games... led the league in at bats (550).

**2003**—Led the Midwest League with a .327 average and 38 doubles with Cedar Rapids... also led the league in hits (168) and ranked second in runs (86) and plate appearances per strikeout (20.18).

**2002**—Led the Pioneer League in at bats (299), runs (70), triples (10) and strikeouts per plate appearance (1 per 23.14 plate appearances).

**2001**—Batted .356 with 11 doubles, four triples, two home runs and 39 RBI in 66 games with the Dominican Summer League Angels.

## PERSONAL/MISCELLANEOUS

Alberto Jose Callaspo (Ky-AWS-po) was originally signed by Angels' scouts Carlos Porte and Amador Arias... is married, Marianny... has one child, Igor... attended Inst. De Formacion Aragua in Venezuela.

## LIFETIME PLAYING RECORD

Year	Club	AVG.	G	AB	R	H	2B	3B	HR	RBI	SH	SF	HP	BB	SO	SB	CS	SLG	OBP	E
2001	DSL Angels	.356	68	275	55	98	11	4	2	39	6	4	5	22	16	14	13	.447	.403	18
2002	Provo	.338	70	299	70	101	16	10	3	60	3	3	2	17	14	13	4	.488	.347	11
2003	Cedar Rapids	.327	133	514	86	168	38	4	2	67	0	6	3	42	28	20	6	.428	.377	19
2004	Arkansas	.284	136	550	76	156	29	2	6	48	11	4	0	47	25	15	14	.376	.338	26
2005	Arkansas	.297	89	350	53	104	9	0	10	49	1	5	1	28	17	9	8	.409	.346	7
	Salt Lake	.316	50	212	28	67	21	2	1	31	2	3	1	10	13	2	5	.448	.348	5
2006	Tucson	.337	114	490	93	165	24	12	7	68	2	4	2	56	27	8	5	.428	.404	14
	ARIZONA	.238	23	42	2	10	1	1	0	6	0	1	0	4	6	0	1	.310	.298	1
2007	Tucson	.341	59	226	48	77	15	2	5	30	0	6	1	28	17	1	2	.491	.406	6
	ARIZONA	.215	56	144	10	31	8	0	0	7	1	1	1	9	14	1	1	.271	.265	3
2008	KANSAS CITY	.305	74	213	21	65	8	3	0	16	1	1	0	19	14	2	1	.371	.361	2
	Omaha	.188	4	16	5	3	0	0	0	0	0	0	1	4	0	0	0	.188	.235	0
2009	KANSAS CITY	.300	155	576	79	173	41	8	11	73	0	5	1	52	51	2	1	.457	.356	17
2010	KANSAS CITY	.275	88	349	40	96	19	2	8	43	0	5	0	19	29	3	1	.410	.308	7
	LOS ANGELES (AL)	.249	58	213	21	53	8	0	2	13	1	1	1	12	13	2	2	.315	.291	4
2011	LOS ANGELES (AL)	.288	141	475	54	137	23	0	6	46	0	2	1	58	48	8	1	.375	.366	15
2012	LOS ANGELES (AL)	.252	138	457	55	115	20	0	10	53	3	4	0	56	59	4	3	.361	.331	12
2013	LOS ANGELES (AL)	.252	86	294	32	74	13	0	5	36	3	5	0	34	22	0	2	.347	.324	11
	Inland Empire	.286	3	7	1	2	0	0	1	3	0	1	0	2	1	0	0	.714	.400	0
	OAKLAND	.270	50	159	20	43	7	0	5	22	0	1	1	19	25	0	0	.409	.350	5
<b>AL Totals</b>		<b>.276</b>	<b>790</b>	<b>2736</b>	<b>322</b>	<b>756</b>	<b>139</b>	<b>13</b>	<b>47</b>	<b>302</b>	<b>8</b>	<b>24</b>	<b>4</b>	<b>269</b>	<b>261</b>	<b>21</b>	<b>11</b>	<b>.388</b>	<b>.339</b>	<b>73</b>
<b>NL Totals</b>		<b>.220</b>	<b>79</b>	<b>186</b>	<b>12</b>	<b>41</b>	<b>9</b>	<b>1</b>	<b>0</b>	<b>13</b>	<b>1</b>	<b>2</b>	<b>1</b>	<b>13</b>	<b>20</b>	<b>1</b>	<b>2</b>	<b>.280</b>	<b>.272</b>	<b>5</b>
<b>ML Totals</b>		<b>.273</b>	<b>869</b>	<b>2922</b>	<b>334</b>	<b>797</b>	<b>148</b>	<b>14</b>	<b>47</b>	<b>315</b>	<b>9</b>	<b>26</b>	<b>5</b>	<b>282</b>	<b>281</b>	<b>22</b>	<b>13</b>	<b>.381</b>	<b>.335</b>	<b>78</b>

## CAREER TRANSACTIONS

**2001** — Signed by the Anaheim Angels as a non-drafted free agent, February 16. **2006** — Traded to the Arizona Diamondbacks for right-handed pitcher Jason Bulger, February 28. **2007** — On the restricted list, May 10 to 18. Traded to the Kansas City Royals for right-handed pitcher Billy Buckner, December 14. **2008** — On the disabled list, June 28 to August 22; included rehabilitation assignment to Omaha, August 17 to 22. **2010** — Traded to the Los Angeles Angels for right-handed pitcher Sean O’Sullivan and left-handed pitcher Will Smith, July 12. **2013** — On the disabled list, April 12 to May 2; included rehabilitation assignment to Inland Empire, April 30 to May 2. Traded to the Oakland Athletics for minor league infielder Grant Green, July 30.

## DIVISION SERIES RECORD

Year	Club/Opp.	AVG.	G	AB	R	H	2B	3B	HR	RBI	SH	SF	HP	BB	SO	SB	CS	SLG	OBP	E
2007	ARI vs. CHI																			
(Did not play)																				
2013	OAK vs. DET	.167	4	6	0	1	1	0	0	0	0	0	0	0	1	0	0	.333	.167	0

## LEAGUE CHAMPIONSHIP SERIES RECORD

Year	Club/Opp.	AVG.	G	AB	R	H	2B	3B	HR	RBI	SH	SF	HP	BB	SO	SB	CS	SLG	OBP	E
2007	ARI vs. COL	.000	2	2	0	0	0	0	0	0	0	0	0	0	0	0	0	.000	.000	0

## A’S PLAYERS WHO HAVE PITCHED

PLAYER	DATE	OPPONENT	SCORE	DEC	IP	H	R	ER	BB	SO
Frank Menechino	July 18, 2000	at Colorado	3-18	-	1.0	6	4	4	0	0
Kevin Seitzer	May 2, 1993	at Cleveland	2-10	-	0.1	0	0	0	0	1
Vance Law	October 2, 1991	at Kansas City	5-16	-	0.2	1	0	0	1	0
Mark Wagner	August 20, 1984	at Detroit	1-14	-	1.2	2	0	0	1	1
Garry Hancock	June 25, 1984	at Kansas City	0-16	-	1.1	0	0	0	0	0
Wayne Gross	May 18, 1983	at Minnesota	5-16	-	2.1	2	0	0	1	0
Jeff Newman	September 14, 1977	at Kansas City #2	0-6	-	1.0	1	0	0	0	0

## VS. THE AMERICAN LEAGUE

2013		CAREER									
AVG.	AB	H	HR	RBI	vs. TEAM	AVG.	AB	H	HR	RBI	
.192	26	5	0	2	Baltimore	.293	147	43	1	10	
.300	20	6	1	2	Boston	.252	147	37	2	17	
.167	24	4	1	5	Chicago	.298	191	57	2	25	
.273	11	3	1	1	Cleveland	.281	210	59	4	27	
.393	28	11	0	3	Detroit	.315	203	64	7	27	
.184	49	9	1	7	Houston	.210	81	17	1	10	
.346	26	9	0	2	Kansas City	.311	90	28	1	9	
.182	22	4	0	1	Los Angeles	.250	76	19	0	6	
.276	29	8	3	8	Minnesota	.310	255	79	8	31	
.200	10	2	0	2	New York	.268	82	22	1	9	
.182	33	6	1	4	Oakland	.274	223	61	2	23	
.404	52	21	1	11	Seattle	.276	221	61	5	33	
.000	7	0	0	0	Tampa Bay	.209	139	29	2	12	
.225	40	9	0	0	Texas	.253	273	69	3	19	
.385	13	5	0	4	Toronto	.331	139	46	4	20	

## VS. THE NATIONAL LEAGUE

2013		CAREER									
AVG.	AB	H	HR	RBI	vs. TEAM	AVG.	AB	H	HR	RBI	
—	0	0	0	0	Arizona	.118	17	2	0	2	
—	0	0	0	0	Atlanta	.318	22	7	0	3	
.143	14	2	0	0	Chicago	.143	14	2	0	0	
.267	15	4	1	2	Cincinnati	.283	46	13	2	7	
—	0	0	0	0	Colorado	.298	57	17	0	4	
.154	13	2	0	1	Los Angeles	.213	61	13	1	5	
—	0	0	0	0	Miami	.385	13	5	0	0	
—	0	0	0	0	Milwaukee	—	0	0	0	0	
—	0	0	0	0	New York	.190	21	4	0	0	
—	0	0	0	0	Philadelphia	.294	17	5	0	2	
.455	11	5	0	2	Pittsburgh	.269	26	7	0	3	
.200	10	2	0	1	St. Louis	.182	44	8	0	1	
—	0	0	0	0	San Diego	.115	26	3	0	3	
—	0	0	0	0	San Francisco	.170	47	8	1	5	
—	0	0	0	0	Washington	.353	34	12	0	2	

## MONTHLY BREAKDOWN

2013		CAREER									
AVG.	AB	H	HR	RBI	by MONTH	AVG.	AB	H	HR	RBI	
.273	33	9	1	3	April	.288	423	122	8	38	
.253	91	23	2	15	May	.268	578	155	9	77	
.281	96	27	1	12	June	.263	460	121	7	40	
.197	76	15	1	6	July	.265	412	109	6	41	
.301	73	22	1	9	August	.285	470	134	6	45	
.250	84	21	4	13	September	.273	546	149	11	72	
—	0	0	0	0	October	.212	33	7	0	2	

## BATTING BREAKDOWN

2013		CAREER									
AVG.	AB	H	HR	RBI	by CATEGORY	AVG.	AB	H	HR	RBI	
.253	237	60	5	29	Home	.279	1460	407	17	141	
.264	216	57	5	29	Road	.267	1462	390	30	174	
.262	183	48	5	32	Day	.275	960	264	17	123	
.256	270	69	5	26	Night	.272	1962	533	30	192	
.271	258	70	4	33	Pre-ASG	.273	1606	438	27	176	
.241	195	47	6	25	Post-ASG	.273	1316	359	20	139	
.268	149	40	5	19	vs. LHP	.300	848	254	15	93	
.253	304	77	5	39	vs. RHP	.262	2074	543	32	222	
.291	103	30	1	45	RISP	.270	686	185	13	260	
.625	8	5	0	13	Bases Loaded	.302	63	19	2	57	
.111	9	1	1	2	Pinch Hitter	.217	83	18	2	11	
.152	33	5	1	4	Designated Hitter	.162	37	6	1	5	

## BALLPARK BREAKDOWN

	AVG.	AB	H	HR	RBI
Angel Stadium	.266	725	193	6	66
AT&T Park	.154	13	2	0	1
Ballpark in Arlington	.262	145	38	2	12
Busch Stadium	.000	13	0	0	0
Camden Yards	.315	73	23	1	3
Chase Field	.216	111	24	0	6
Citi Field	.000	2	0	0	0
Citizens Bank Park	.250	8	2	0	1
Comerica Park	.326	129	42	3	19
Coors Field	.409	22	9	0	1
Dodger Stadium	.161	31	5	1	3
Fenway Park	.185	81	15	2	11
Great American Ball Park	.208	24	5	1	2
Kauffman Stadium	.309	619	191	9	70
Mall of America Field	.328	67	22	0	5
Minute Maid Park	.212	33	7	1	6
Nationals Park	.333	12	4	0	0
O.co Coliseum	.262	191	50	3	22
Old Yankee Stadium	.400	5	2	0	0
PETCO Park	.176	17	3	0	3
PNC Park	.133	15	2	0	1
Progressive Field	.309	94	29	2	17
RFK Stadium	.273	11	3	0	0
Rogers Centre	.307	75	23	4	14
Safeco Field	.238	101	24	5	18
Shea Stadium	.200	5	1	0	0
Sun Life Stadium	.250	8	2	0	0
Target Field	.284	81	23	4	15
Tropicana Field	.230	74	17	2	9
Turner Field	.385	13	5	0	0
U.S. Cellular Field	.277	83	23	0	5
Wrigley Field	.250	8	2	0	0
Yankee Stadium	.182	33	6	1	5



## FIELDING STATISTICS

### Second Base

YEAR	PCT.	G	PO	A	E	TC	DP
2006	.947	3	7	11	1	19	2
2007	1.000	10	4	12	0	16	4
2008	1.000	46	74	119	0	193	36
2009	.973	146	233	379	17	629	96
2010	.980	12	19	30	1	50	9
2013	.970	32	39	57	3	99	9
<b>Totals</b>	<b>.978</b>	<b>249</b>	<b>376</b>	<b>608</b>	<b>22</b>	<b>1006</b>	<b>156</b>

### Third Base

YEAR	PCT.	G	PO	A	E	TC	DP
2006	1.000	2	1	1	0	2	0
2007	.971	18	11	23	1	35	5
2008	1.000	1	1	5	0	6	1
2009	1.000	14	11	13	0	24	2
2010	.970	130	83	239	10	332	25
2011	.959	129	95	255	15	365	27
2012	.963	131	77	235	12	324	19
2013	.943	93	66	152	13	231	8
<b>Totals</b>	<b>.961</b>	<b>518</b>	<b>345</b>	<b>923</b>	<b>51</b>	<b>1319</b>	<b>87</b>

### Shortstop

YEAR	PCT.	G	PO	A	E	TC	DP
2006	.929	4	4	9	1	14	2
2007	.947	9	11	25	2	38	3
2008	.960	18	18	30	2	50	8
2009	1.000	1	1	0	0	1	0
<b>Totals</b>	<b>.951</b>	<b>32</b>	<b>34</b>	<b>64</b>	<b>5</b>	<b>103</b>	<b>13</b>

### Outfield

YEAR	PCT.	G	PO	A	E	TC	DP
2007	1.000	10	15	1	0	16	0
2008	—	3	0	0	0	0	0
2010	—	1	0	0	0	0	0
<b>Totals</b>	<b>1.000</b>	<b>14</b>	<b>15</b>	<b>1</b>	<b>0</b>	<b>16</b>	<b>0</b>

## CALLASPO'S CAREER BESTS

**Hits:** 4 (three times), last: September 21, 2013 vs. Minnesota

**Home Runs:** 2, April 18, 2010 at Minnesota

**Runs Batted In:** 6, April 18, 2010 at Minnesota; 5, May 18, 2013 vs. Chicago (AL)

**Stolen Bases:** 1 (22 times), last: September 8, 2012 vs. Detroit

**Hitting Streak:** 18, September 7-27, 2008

**Hitless Streak (At Bats):** 20 (twice), last: July 25-August 1, 2012

**Game Ending RBI:** 2, September 7, 2012 vs. Detroit (single); July 19, 2010 vs. Toronto (single)

**Grand Slams:** 2, May 26, 2012 at Seattle (Felix Hernandez); June 10, 2009 at Cleveland (Carl Pavano)

**Pinch-Hit Home Runs:** 2, September 19, 2013 vs. Minnesota (Brian Duensing); May 26, 2012 at Seattle (Felix Hernandez)

**Inside-The-Park Home Runs:** None.

**Lead Off Home Runs:** None

**OUTFIELDER****Height/Weight:** 5-10 / 210**Bats/Throws:** Right / Right**Birthdate:** October 18, 1985**Opening Day Age:** 28**Birthplace/Resides:** Granma, Cuba / Pompano Beach, Florida**Major League Service:** 2 years**Obtained:** Signed as a non-drafted free agent, March 3, 2012**Contract Status:** Third year of a four-year contract through 2015.**CAREER HIGHLIGHTS**

Played for Granma in Cuba's Serie Nacional for eight seasons before relocating to the Dominican Republic following the 2010-11 season...signed with Oakland in March, 2012 and is a .265 hitter with 49 home runs and 162 RBI in 264 games in two seasons with the A's...is one of two players in Athletics history with 20 or more home runs in each of his first two seasons (Bob Johnson) and one of three with 80 or more RBI (Johnson, Al Simmons)...has hit safely and started in left field in each of the A's 10 postseason games over the last two years...won the All-Star Home Run Derby at Citi Field July 15, 2013...hit .323 with 145 home runs and 464 RBI in 528 games over his final six seasons in Cuba...added 119 doubles and 14 triples for a .604 slugging percentage...has a .565 career slugging percentage, which ranks ninth all-time in Cuba...had 177 career home runs...led the league in runs (89) and RBI (99) and tied for the league lead in home runs (33), while batting .333 in 90 games during his final season in 2010-11...played for Cuba in the 2009 World Baseball Classic and hit .458 with two home runs and five RBI in six games.

**2013 HIGHLIGHTS**

Batted .240 with 26 home runs and 80 RBI in 135 games in his second season in the majors...the home runs were a career high but his batting average dropped 52 points from his .292 in 2012...joins Bob Johnson (1933-34) as the only players in Athletics history to hit 20 home runs in each of their first two seasons...joins Johnson and Al Simmons (1924-25) as the only players with 80 or more RBI in each of their first two years...led the A's in triples (4)...hit .237 or lower in each of his first five months of the season...then batted .314 in September...had a .280 (45-for-161) batting average with 11 home runs against left-handed pitching compared to .223 (82-for-368) with 15 home runs against right-handers...slugged .516 against lefties, .410 against righties...tied for fourth in the American League in home runs against lefties...drew 20 of his 37 walks against lefties for a .364 on-base percentage, compared to .262 against righties...hit .225 with 15 home runs and 43 RBI in 79 games before the All-Star Break...then batted .261 with 11 home runs and 37 RBI in 56 games after the break...his career numbers are .240 (121-for-505) before the break, .290 (148-for-511) after the break...started all five games against Detroit in the ALDS and hit safely in each contest...went 8-for-21 (.381) with a team-leading four RBI...has now hit safely and started in left field in each of the A's 10 postseason games over the last two years (14-for-40, .350)...that is the longest ALDS hitting streak in Oakland history and the third longest hitting streak in Athletics postseason history...hit .214 against a pitcher the first time he saw him in a game, .274 after that...batted .193 with two outs, including .188 with runners in scoring position and two outs...hit .215 on the road, which was second lowest in the AL (Bautista, TOR .213)...had a .188 average in the seventh inning or later, which also was second lowest in the AL (Wells, NYY .181)...made 133 starts, including 91 in left field, 26 at designated hitter and 16 in center field...had 10 assists, which tied for sixth among AL outfielders...has 19 assists over the last two seasons, including 15 as a left fielder, which is third most among AL left fielders over that span...the A's were 83-50 (.624) with him in the starting lineup, 13-16 (.448) when he didn't start...in his two seasons, the A's are 165-96 (.632) with him in the lineup, 25-38 (.397) without...the A's went 18-5 (.783) in games in which he homered and are 34-12 (.739) in his career...made a team-leading 72 starts batting clean-up...also hit third 35 times, fifth 25 times and sixth once.

**OAKLAND:** Was the A's Opening Day starter in left field April 1 against Seattle, the A's 14th different Opening Day starter in left field in the last 14 years...was batting .200 with three home runs and seven RBI in 11 games when he was placed on the 15-day disabled list April 13 with a strained muscle in his

left hand...it was his second career stint on the DL as he was out from May 7-31, 2012 with a muscle strain in his left hand...went 3 for 9 (.333) with a home run and four RBI on a three-game rehab assignment with Triple-A Sacramento...was reinstated April 28 and went 11-for-38 (.289) with three home runs, 11 RBI and nine runs scored in his first nine games following his return...went 1-for-8 with his first career four-strikeout game in the A's 19-inning contest against Los Angeles (AL) April 29...had his first career four-RBI game April 30 against Los Angeles (AL)...matched that mark June 21 at Seattle and July 28 against Los Angeles (AL)...was hit by a pitch twice May 1 against Los Angeles (AL) to tie an Oakland record...had a career-high 0-for-16 streak from May 8-12 and went 3-for-34 (.088) with no walks over a nine-game stretch from May 8-17...that dropped his average to .196 but he would go on to hit safely in a career-high 12 consecutive games from May 18 to 30...went 15 for 50 (.300) with five doubles, a triple, two home runs and nine RBI during the streak...was caught stealing June 1 against Chicago (AL), his fifth caught stealing against just two stolen bases to start the season...was successful in five of his final seven attempts...had the first two two-homer games of his career June 4 at Milwaukee and June 6 at Chicago (AL)...became the first Athletic with two multi-homer games over a three-game stretch since John Jaha did it in back-to-back games June 19-20, 1999 at Detroit...was batting .245 with 13 home runs and 35 RBI in 48 games through June 6...then hit .185 with two home runs and eight RBI over a 36-game stretch from June 7 to July 27...both of the home runs over that span were hit June 21 at Seattle, his third career two-homer game...went 0 for 4 June 29 against St. Louis to snap a 12-game interleague hitting streak dating back to 2012 (15 for 50, .300)...the streak tied for the third longest interleague hitting streak in Oakland history...had his second career two-stea game July 12 against Boston...the other was also against the Red Sox (Sept. 1, 2012)...won the Home Run Derby at Citi Field July 15...hit 32 home runs at an average of 405 feet...hit 17 in the first round, six in the second and nine in the finals to defeat Bryce Harper...the 32 home runs tied for third most in a single Derby and 17 in the first round tied for third most in a single round...is the second Athletic to win the Derby (Mark McGwire, 1992) and the first non All-Star...missed the first four games after the break after being scratched from the starting lineup July 19 with soreness in his left wrist...went 2-for-15 (.133) over his first five games following the break but then had back-to-back three hit games July 28 against Los Angeles (AL) and July 29 against Toronto...had seven RBI in those two games...homed in the eighth inning on the 29th against the Blue Jays to snap a career-high 25-game homerless streak...then hit .216 with four home runs and 11 RBI in 25 games in August...the batting average was the lowest single month average of his career...had a .226 batting average overall at the end of August...then hit .314 with six home runs, 19 RBI and 11 multiple hit games in 22 games in September...tied for third in the AL in RBI in September and tied for fourth in home runs...the RBI matched his most ever in a month...now has 13 home runs and 38 RBI in his career in September, his best figures for any month...hit safely in eight consecutive games from Sept. 5-13 and was 13-for 32 (.406) with two home runs, 12 RBI and five multiple hit games over that span...drove in a run in each of the final seven games over that stretch, which was the longest streak by an Athletic since Frank Thomas had a seven-game streak from Sept. 4-11, 2006...homed in three straight games for the second time in his career, Sept. 18-21 (also March 29-April 7, 2012)...tripled and homered in Game 1 of the ALDS against Detroit to join Rickey Henderson (1989 World Series Game 4) as the only two players in Athletics history with a triple and a home run in a postseason game.

## CAREER

**2012**—The 26-year-old rookie from Cuba batted a team-leading .292 with 23 home runs and 82 RBI in 129 games in his first year in the United States...also led the A's in on-base percentage (.356) and slugging percentage (.505)...his batting average was second best in Oakland history among rookies that qualified for the batting title (.307, Mitchell Page in 1977)...also had the third best slugging percentage and fifth best on-base percentage...had the third best home run total by an Oakland rookie, was fourth in RBI, tied for fourth in triples (5), seventh in hits (142) and eighth in strikeouts (102)...added 16 stolen bases and is just the third rookie in Oakland history with at least 10 steals and 10 home runs, joining Mitchell Page (1977) and Jose Canseco (1986)...had nine assists, which tied Tony Armas (1977) for second most by a rookie in Oakland history...the record of 11 was set by Mitchell Page in 1977...finished second to the Angels' Mike Trout in the balloting for 2012 BBWAA American League Rookie of Year, garnering 19 of the 28 second place votes and six third place votes...ranked second among AL rookies to Trout in nearly every category including runs (70), hits, doubles (25), home runs, RBI, walks (43), extra base hits (53), total bases (246) and multiple hit games (40)...was third in triples and fourth in stolen bases...also ranked second among qualifiers in batting, on-base percentage and slugging percentage...his nine outfield assists led Major League rookies and tied for eighth among all AL outfielders...hit .236

over his first 29 games through June 1, .359 over a 45-game stretch from June 2 to Aug. 3 and .267 over his final 55 games...batted .345 with runners in scoring position, which ranked eighth in the AL...also ranked seventh in day batting average (.314) and batting with two outs (.310) and 10th in home batting average (.319)...had a .318 batting average with 11 of his 23 home runs with runners on base (eight two-run, three three-run)...hit .298 against left-handers, .289 against right-handers...batted .263 before the All-Star Break, .311 after the break...ranked fifth in the AL in runs scored (51) after the break and tied for eighth in hits (90)...had a .264 batting average and .425 slugging percentage against a pitcher the first time he saw in a game compared to a .329 batting average and .614 slugging percentage after that...started 128 games at three different positions, including a team-leading 56 in left field...also made 46 starts in center field and batted .320 with seven home runs and 20 RBI in 26 starts at designated hitter...the A's were 82-46 (.641) with him in the starting lineup compared to 12-22 (.353) when he didn't start...committed all three of his errors and had six of his nine assists as a left fielder...made a team-leading 102 starts batting clean-up...made his Major League debut March 28 against Seattle in Tokyo with a start in center field...doubled off Felix Hernandez to lead off the bottom of the seventh inning for his first ML hit...hit his first home run in the seventh inning the next day, a two-run shot off Shawn Kelley...homed in three consecutive games from March 29 to April 7...became the third player since 1918 to homer in three of his first four Major League games (Trent Oeltjen, ARI 2009 and Mike Jacobs, NYM 2005)...was the ninth player with at least three home runs in his first four games (Jacobs had 4)...had multiple RBI games in each of those three contests (seven RBI total)...since 1918, he is the first Athletic and ninth Major Leaguer with three multiple RBI games over his first four career games (last: Wladimir Balentien, 2006-07)...struck out at least once in each of his first eight games (13 strikeouts total), which set an Oakland record to start a career...matched the longest streak by an Athletic since 1918 (Troy Herriage, 1956; Norm Bass, 1961)...hit his fourth home run April 18 at Los Angeles in his 12th game...since 1918, that is the fastest a player has reached four career home runs in Athletics history...was batting .245 with five home runs and 21 RBI in 28 games when he was placed on the 15-day disabled list May 12 retroactive to May 7 with a muscle strain in his left hand...went 3 for 9 (.333) on a three-game rehab assignment with Triple-A Sacramento before he was reinstated from the DL June 1...went 10-for-25 (.400) over his first seven games after his return but then missed nine of 10 games from June 8 to 19 with a strained left hamstring...had his first career game-ending hit June 21 against Los Angeles (NL), a three-run "walk-off" home run off Josh Lindblom in the A's 4-1 win...hit safely in 16 consecutive road games from June 26 to Aug. 10 (27-for-64, .422)...finished June with a .343 batting average and then hit .344 in July...was 19 for 33 (.576) with four home runs, 10 RBI, eight runs scored, six multiple hit games and a 1.000 slugging percentage during a nine-game hitting streak from July 8 to 21...was named AL Player of the Week July 16 for the week ending July 15 after going 8 for 14 (.571) with five runs, two home runs and six RBI in the three-game series at Minnesota following the All-Star Break...including his first career four-hit game July 15...his second four-hit game came five days later against New York July 20...hit .439 with eight multiple hit games, five home runs and 17 RBI in his first 14 games after the All-Star Break from July 13 to 28...then homered just twice over a 39-game span from July 29 to Sept. 10...walked three times Aug. 2 against Toronto, the first multi-walk game of his career...stole two bases Sept. 1 against Boston, the first multi-steal game of his career...went hitless in consecutive games Sept. 2 and 3...never went hitless in more than two consecutive games all year...went 26-for-81 (.321) with seven home runs and 16 RBI over his final 22 games...was named AL Rookie of the Month for September after batting .266 with 18 runs, five doubles, two triples, seven home runs and 19 RBI in 28 games...started all five games of the ALDS against Detroit in left field and hit safely in each contest...batted a team-leading .316 with a double, two RBI, two walks and two stolen bases.

**2011**—Played for Aguilas Cibaenas during the Dominican Winter League playoffs and batted .143 with one double, one home run and two RBI in nine games...did not walk and struck out 10 times.

**2010-11**—Led Cuba's Serie Nacional in runs (89) and RBI (99), tied for the lead in home runs (33), ranked fifth in slugging (.667) and tied for 10th in hits (118)...the 33 home runs set a league record...named to the All-Star Game but did not appear in the game...hit .368 against left-handed pitching compared to .325 against right-handers...22 of his 33 home runs came with runners on base, including three grand slams...hit three home runs Dec. 15 against Guantanamo...also had three two-homer games...tallied 10 outfield assists...batted .222 with two home runs and eight RBI in 13 postseason games.

**2009-10**—Played for Cuba in the 2009 World Baseball Classic and hit .458 with two home runs and five RBI in six games...added a double and three triples and scored five runs...was also a member of Cuba's

World Cup team and hit .214 with a home run and three RBI in 10 games...in Cuba, ranked third in the league in runs (87), eighth in home runs (22), ninth in slugging (.617) and 10th in hits (118)...batted .316 with eight home runs in 79 at bats against left-handed pitching compared to .354 with 14 home runs in 263 at bats against right-handers...had a pair of two-homer games...connected for a grand slam Nov. 29 against Cienfuegos...had 10 assists as an outfielder...also appeared in two games at shortstop.

**2008-09**—Tied for third in Cuba's Serie Nacional in home runs (24), tied for fourth in runs (83), ranked ninth in RBI (76) and 10th in slugging (.601)...hit .358 against left-handed pitching compared to .314 against right-handers...hit three home runs Feb. 5 against Guantanamo...also had two two-homer games...collected 11 assists as an outfielder.

**2007-08**—Ranked second in Cuba's Serie Nacional in home runs (26), tied for third in RBI (78) and tied for fourth in runs (82)...went 0 for 3 in the All-Star Game...hit .306 against left-handed pitching compared to .279 against right-handers...16 of his 26 home runs came with runners on base, including two grand slams...had four two-homer games...tallied 14 outfield assists.

**2006-07**—Ranked first in Cuba's Serie Nacional in runs (79), tied for third in home runs (17), tied for fourth in stolen bases (15) and RBI (66), fifth in doubles (24), tied for fifth in hit by pitches (14) and sixth in slugging (.541)...went 3 for 4 with a RBI in the All-Star Game to help Orientales to a 2-0 win over Occidentales...hit .359 with five home runs in 78 at bats against left-handed pitching compared to .286 with 12 home runs in 262 at bats against right-handers...had 13 assists in 78 games as an outfielder...also appeared in one game at shortstop.

**2005-06**—Ranked first in Cuba's Serie Nacional in runs (89), second in home runs (23), fourth in slugging (.649), fifth in RBI (78), tied for sixth in hits (119) and tied for seventh in doubles (24)...went 0 for 2 in the All-Star Game...hit .417 against left-handed pitching compared to .333 against right-handers...connected for two two-homer games...belted a grand slam April 22 against Holguin...had eight outfield assists...hit .167 with a home run and four RBI in nine postseason games.

## PERSONAL/MISCELLANEOUS

Yoenis Céspedes Milanés...his mother, Estela, pitched for Cuba in the 2000 Summer Olympics.

### LIFETIME PLAYING RECORD

Year	Club	AVG.	G	AB	R	H	2B	3B	HR	RBI	SH	SF	HP	BB	SO	SB	CS	SLG	OBP	E
2003	Granma (Cuba)																			
2004	Granma (Cuba)																			
2005	Granma (Cuba)	.351	88	339	89	119	24	4	23	78	0	2	13	44	53	8	3	.649	.442	10
2006	Granma (Cuba)	.303	89	340	79	103	24	3	17	66	1	3	14	42	53	15	10	.541	.409	4
2007	Granma (Cuba)	.284	89	366	82	104	16	2	26	78	0	3	2	32	50	4	4	.552	.342	9
2008	Granma (Cuba)	.323	85	328	83	106	19	0	24	76	0	6	10	43	40	15	0	.601	.411	6
2009	Granma (Cuba)	.345	87	342	87	118	19	4	22	67	0	1	7	42	45	5	3	.617	.426	4
2010	Granma (Cuba)	.333	90	354	89	118	17	1	33	99	0	3	7	49	40	11	3	.667	.424	5
2012	OAKLAND	.292	129	487	70	142	25	5	23	82	0	3	7	43	102	16	4	.505	.356	3
	Sacramento	.333	3	9	1	3	0	0	0	0	0	0	1	1	1	0	0	.333	.455	1
2013	OAKLAND	.240	135	529	74	127	21	4	26	80	0	3	5	37	137	7	7	.442	.294	4
	Sacramento	.333	3	9	5	3	0	0	1	4	0	0	2	3	1	0	0	.667	.455	1
<b>ML Totals</b>		<b>.265</b>	<b>264</b>	<b>1016</b>	<b>144</b>	<b>269</b>	<b>46</b>	<b>9</b>	<b>49</b>	<b>162</b>	<b>0</b>	<b>6</b>	<b>12</b>	<b>80</b>	<b>239</b>	<b>23</b>	<b>11</b>	<b>.472</b>	<b>.324</b>	<b>7</b>

### CAREER TRANSACTIONS

**2012** — Signed by the Oakland Athletics organization as a non-drafted free agent, March 3. On the disabled list, May 7 to 31; included rehabilitation assignment to Sacramento, May 28 to 31. **2013** — On the disabled list, April 13 to 27; included rehabilitation assignment to Sacramento, April 25-27.

### DIVISION SERIES RECORD

Year	Club/Opp	AVG.	G	AB	R	H	2B	3B	HR	RBI	SH	SF	HP	BB	SO	SB	CS	SLG	OBP	E
2012	OAK vs. DET	.316	5	19	1	6	1	0	0	2	0	0	0	2	2	2	0	.368	.381	0
2013	OAK vs. DET	.381	5	21	3	8	1	1	1	4	0	0	1	0	4	0	0	.667	.409	1
<b>Totals</b>		<b>.350</b>	<b>10</b>	<b>40</b>	<b>4</b>	<b>14</b>	<b>2</b>	<b>1</b>	<b>1</b>	<b>6</b>	<b>0</b>	<b>0</b>	<b>1</b>	<b>2</b>	<b>6</b>	<b>2</b>	<b>0</b>	<b>.525</b>	<b>.395</b>	<b>1</b>

## WORLD BASEBALL CLASSIC RECORD

Year	Club	AVG.	G	AB	R	H	2B	3B	HR	RBI	SH	SF	HP	BB	SO	SB	CS	SLG	OBP	E
2009	Cuba	.458	6	24	5	11	1	3	2	5	0	0	0	1	5	0	0	1.000	.480	1

### A'S PITCHERS CAREER HITTING

PITCHER	AVG	AB	R	H	2B	3B	HR	RBI	SH	SF	HP	BB	SO	SB	CS
Abad	.125	8	0	1	0	0	0	0	0	0	0	0	4	0	0
Chavez	.000	5	0	0	0	0	0	0	1	0	0	0	5	0	0
Gregerson	.000	2	0	0	0	0	0	0	1	0	0	0	1	0	0
Griffin	.000	4	0	0	0	0	0	0	0	0	0	1	3	0	0
Kazmir	.111	18	0	2	0	0	0	1	1	0	0	0	7	0	0
Lindblom	.000	1	0	0	0	0	0	0	0	0	0	0	1	0	0
Milone	.211	19	4	4	0	0	1	6	4	0	0	0	3	0	0
O'Flaherty	.000	2	0	0	0	0	0	0	0	0	0	0	2	0	0
Otero	.000	1	0	0	0	0	0	0	0	0	0	0	1	0	0
Parker	.125	8	0	1	1	0	0	0	1	0	0	0	5	0	0
Pomeranz	.206	34	2	7	2	0	1	1	7	0	0	1	19	0	0
Rodriguez	.000	4	0	0	0	0	0	0	0	0	0	0	3	0	0
Straily	.000	2	0	0	0	0	0	0	0	0	0	1	2	0	0



## VS. THE AMERICAN LEAGUE

2013					CAREER					
AVG.	AB	H	HR	RBI	vs. TEAM	AVG.	AB	H	HR	RBI
.154	13	2	1	2	Baltimore	.277	47	13	3	10
.375	8	3	0	1	Boston	.217	46	10	0	4
.222	27	6	2	3	Chicago	.240	50	12	3	6
.154	26	4	2	4	Cleveland	.303	66	20	3	11
.200	15	3	0	3	Detroit	.280	25	7	0	5
.317	60	19	2	8	Houston	.317	60	19	2	8
.292	24	7	1	1	Kansas City	.246	57	14	2	3
.279	61	17	2	13	Los Angeles	.252	107	27	5	22
.320	25	8	2	10	Minnesota	.388	49	19	4	18
.250	12	3	1	2	New York	.317	41	13	4	8
—	0	0	0	0	Oakland	—	0	0	0	0
.194	67	13	4	9	Seattle	.226	133	30	10	23
.273	11	3	0	0	Tampa Bay	.235	51	12	0	1
.206	68	14	5	9	Texas	.282	131	37	8	19
.242	33	8	2	5	Toronto	.264	53	14	2	10

## VS. THE NATIONAL LEAGUE

2013					CAREER					
AVG.	AB	H	HR	RBI	vs. TEAM	AVG.	AB	H	HR	RBI
—	0	0	0	0	Arizona	—	0	0	0	0
—	0	0	0	0	Atlanta	—	0	0	0	0
.091	11	1	0	0	Chicago	.091	11	1	0	0
.133	15	2	0	1	Cincinnati	.133	15	2	0	1
—	0	0	0	0	Colorado	.000	1	0	0	0
—	0	0	0	0	Los Angeles	.375	8	3	1	4
—	0	0	0	0	Miami	—	0	0	0	0
.429	14	6	2	4	Milwaukee	.429	14	6	2	4
—	0	0	0	0	New York	—	0	0	0	0
—	0	0	0	0	Philadelphia	—	0	0	0	0
.091	11	1	0	0	Pittsburgh	.091	11	1	0	0
.250	12	3	0	1	St. Louis	.250	12	3	0	1
—	0	0	0	0	San Diego	—	0	0	0	0
.250	16	4	0	4	San Francisco	.214	28	6	0	4
—	0	0	0	0	Washington	—	0	0	0	0

## MONTHLY BREAKDOWN

2013					CAREER					
AVG.	AB	H	HR	RBI	by MONTH	AVG.	AB	H	HR	RBI
—	0	0	0	0	March	.333	6	2	1	2
.228	57	13	4	14	April	.237	135	32	8	31
.220	109	24	5	14	May	.221	131	29	5	16
.232	99	23	6	14	June	.277	166	46	10	28
.237	76	18	1	8	July	.297	172	51	6	27
.216	102	22	4	11	August	.254	201	51	6	20
.314	86	27	6	19	September	.287	195	56	13	38
—	0	0	0	0	October	.200	10	2	0	0

## BATTING BREAKDOWN

2013					CAREER					
AVG.	AB	H	HR	RBI	by CATEGORY	AVG.	AB	H	HR	RBI
.264	273	72	14	43	Home	.289	499	144	25	83
.215	256	55	12	37	Road	.242	517	125	24	79
.266	222	59	9	29	Day	.286	381	109	16	56
.221	307	68	17	51	Night	.252	635	160	33	106
.225	307	69	15	43	Pre-ASG	.240	505	121	24	79
.261	222	58	11	37	Post-ASG	.290	511	148	25	83
.280	161	45	11	26	vs. LHP	.288	312	90	18	51
.223	368	82	15	54	vs. RHP	.254	704	179	31	111
.258	128	33	3	44	RISP	.299	241	72	9	98
.250	4	1	0	7	Bases Loaded	.333	12	4	0	17
.000	1	0	0	0	Pinch Hitter	.000	1	0	0	0
.226	106	24	5	15	Designated Hitter	.273	209	57	12	35

## BALLPARK BREAKDOWN

	AVG.	AB	H	HR	RBI
AT&T Park	.250	8	2	0	2
Angel Stadium	.267	45	12	4	9
Ballpark in Arlington	.232	69	16	4	11
Camden Yards	.212	33	7	1	5
Comerica Park	.304	23	7	0	5
Coors Field	.000	1	0	0	0
Fenway Park	.231	13	3	0	1
Great American Ball Park	.000	7	0	0	0
Kauffman Stadium	.250	36	9	1	2
Miller Park	.429	14	6	2	4
Minute Maid Park	.226	31	7	0	3
O.co Coliseum	.288	493	142	24	81
PNC Park	.091	11	1	0	0
Progressive Field	.273	33	9	1	3
Rogers Centre	.258	31	8	1	7
Safeco Field	.150	60	9	4	7
Target Field	.520	25	13	2	12
Tokyo Dome	.333	6	2	1	2
Tropicana Field	.154	26	4	0	1
U.S. Cellular Field	.231	26	6	2	2
Yankee Stadium	.240	25	6	2	5

## FIELDING STATISTICS

### Outfield

YEAR	PCT.	G	PO	A	E	TC	DP
2012	.987	102	221	9	3	233	0
2013	.983	108	224	10	4	238	1
<b>Totals</b>	<b>.985</b>	<b>210</b>	<b>445</b>	<b>19</b>	<b>7</b>	<b>471</b>	<b>1</b>

## CÉSPEDES' CAREER BESTS

**Hits:** 4 (twice), July 20, 2012 vs. New York; July 15, 2012 at Minnesota

**Home Runs:** 2 (three times), June 21, 2013 at Seattle; June 6, 2013 at Chicago (AL); June 4, 2013 at Milwaukee

**Runs Batted In:** 4 (three times), last: July 28, 2013 vs. Los Angeles (AL)

**Stolen Bases:** 2 (twice), last: July 12, 2013 vs. Boston (Also 2 in Game 2 of 2012 ALDS at Detroit)

**Hitting Streak:** 12, May 18 to 30, 2013

**Hitless Streak (At Bats):** 16, May 8 to 12, 2013

**Game Ending RBI:** 1, June 21, 2012 vs. Los Angeles-NL (Home Run).

**Grand Slams:** None.

**Pinch-Hit Home Runs:** None.

**Inside-The-Park Home Runs:** None.

**Lead Off Home Runs:** None.



**RIGHT-HANDED PITCHER**

**Height/Weight:** 6-2 / 160      **Bats/Throws:** Right / Right  
**Birthdate:** August 21, 1983      **Opening Day Age:** 30  
**Birthplace/Resides:** Victorville, California / Pomona, California  
**Major League Service:** 3 years, 108 days  
**Obtained:** Acquired from Toronto for cash considerations, August 24, 2012  
**Contract Status:** First year of a one-year contract through 2014.

**CAREER HIGHLIGHTS**

Has pitched in 191 games over the last six seasons with Pittsburgh (2008-09), Atlanta (2010), Kansas City (2010-11), Toronto (2012) and Oakland (2012-13)... had his best season with the A's in 2013, logging career lows in ERA (3.92), opponents batting average (.230), on-base percentage (.302) and slugging percentage (.318)... spent the entire 2009 and 2010 seasons in the majors... led the Pirates and all Major League rookies with 73 appearances in 2009... was named pitcher of the year at Indianapolis in 2008 after logging a team-leading 14 saves in 51 relief appearances... was selected by Pittsburgh Aug. 27 of that year and made his Major League debut that afternoon.

**2013 HIGHLIGHTS**

Spent most of the season with the A's and was 2-4 with a save and a career-low 3.92 ERA in 35 games over two stints... the save was the first of his career and he also struck out a career-high 55 batters... also had career lows in opponents batting average (.230), on-base percentage (.302) and slugging percentage (.318)... matched his career highs in wild pitches (5) and hit batters (3)... surrendered just three home runs in 57.1 innings, an average of 0.47 per nine innings... entered the season with 34 home runs in 177.1 career innings (1.73 per nine innings)... had a 2.97 ERA and .210 opponents batting average in 18 games before the All-Star Break... then compiled a 5.25 ERA and .258 opponents average in 17 games after the break... his opponents batting average included a .212 (21-for-99) mark against right-handed hitters compared to .246 (29-for-118) against left-handers... yielded all three of his home runs to right-handers but issued 14 of his 20 walks to lefties... allowed a .167 batting average with runners in scoring position and two outs... had a .269 batting average over his first 15 pitches in a game, .193 after that... first batters faced were 8-for-32 (.250) with two walks (.286 on-base percentage)... allowed 8-of-26 (30.8%) inherited runners to score... had a 2.73 ERA and .181 opponents batting average in 20 games on the road compared to a 5.20 ERA and .277 opponents average in 15 games at home... opponents hit .333 with a .418 on-base percentage when leading off an inning... led AL relievers in sacrifice hits allowed (6) and averaged the seventh most pitches per game (27.1)... tied for fifth among all AL pitchers in sacrifice hits... tossed at least one inning in 30 of his 35 appearances, including 10 outings of two or more.

**OAKLAND:** Was recalled from Sacramento April 20 and appeared in just three games during his first stint... had a 6.23 ERA and .350 opponents batting average when he was optioned to Sacramento April 29... returned May 10 and spent the remainder of the season with Oakland... did not allow a run in six of his first seven outings following his return... had a 0.59 ERA and .132 opponents batting average over that stretch that ran from May 10 to June 13... it included a career-high 12.2-inning scoreless streak from May 15 to June 13... capped his scoreless streak by tossing 5.2 scoreless innings of relief June 13 against New York (AL) for his first win in the A's 3-2, 18-inning victory over the Yankees... allowed just one hit and walked a season-high two while striking out a career-high tying seven (also May 27, 2012 at Texas)... it was the longest relief appearance of his career and the longest outing by an A's reliever since Lenny DiNardo tossed 6.0 innings Aug. 2, 2008 against Boston... was charged with his first loss in his next outing June 17 at Texas... allowed two runs to score plus an inherited runner... allowed 3-of-7 (42.9%) inherited runners to score through that game but then allowed just 2-of-14 (14.3%) to score over his next 17 contests... was charged with his second loss of the season when he allowed a season-high four runs in 1.1 innings in a 7-1 loss to St. Louis June 29... tossed 4.0 scoreless innings for his first career save in a 10-4 win at Kansas City July 7... it was the fourth four-inning save by an A's reliever since 1991, the first since Chad Gaudin May 4, 2006 against Cleveland... matched his season high by allowing four hits July 25 against Los Angeles (AL)... yielded three runs in that game and allowed three runs

in three of six games from July 25 to Aug. 17 (10 er in 10.2 ip, 8.44 ERA)...matched his season high with two walks July 28 against Los Angeles (AL)...appeared in just six of the A's 38 games from Aug. 2 to Sept. 12 and allowed a run in the four of those contests (4.05 ERA)...struck out in his only at bat of the season Aug. 7 at Cincinnati and is 0 for 5 with five strikeouts in his career...walked a season-high two batters in back-to-back outings Aug. 20 against Seattle and Aug. 23 at Baltimore...did not allow an earned run over his final six outings beginning Sept. 15 (6.1 ip, 2 h, 1 r, 1 bb, 8 so)...was on the A's roster for the ALDS against Detroit but did not appear in a game.

**SACRAMENTO:** Was used exclusively as a starter with Sacramento and went 2-2 with a 2.70 ERA in five starts...allowed just one home run in 30.0 innings...walked five batters, an average of 1.50 per nine innings...struck out 26 for a strikeout to walk ratio of 5.20...yielded a .285 opponents batting average, including .240 (18-for-75) against right-handed hitters compared to .354 (17-for-48) against left-handers...went 1-1 with a 2.45 ERA in three starts before he was called up by Oakland the first time April 20...that included a season-high nine strikeout game for his first win, April 15 at Reno...logged a 1-1 record and a 3.09 ERA in two starts during his second stay with the River Cats from April 29 to May 9.

## CAREER

**2012**—Was acquired by Oakland from the Toronto Blue Jays Aug. 24 for cash considerations and was sent to Sacramento before he was recalled by the A's Sept. 10...allowed seven runs in 3.1 innings in four relief appearances with Oakland for an 18.90 ERA and .474 opponents batting average...was also 1-1 with an 8.44 ERA and .281 opponents average in nine games, two starts, with Toronto...combined for a 9.85 ERA in 13 appearances overall...surrendered seven home runs in 24.2 innings for a .593 opponents slugging percentage...struck out 30, an average of 10.95 per nine innings...allowed a .315 opponents batting average, including .279 against right-handed hitters compared to .375 against left-handers...opponents hit .197 with the bases empty, .500 with six of his seven home runs with runners on base...including .519 with runners in scoring position...allowed 7-of-8 (87.5%) inherited runners to score, including all three with the A's...first batters faced were 4-for-10 (.400) with a walk in his 11 relief appearances...was 0-1 with a 10.38 ERA in his two starting assignments, 1-0 with a 9.56 ERA in 11 relief appearances...opponents were 5-for-24 (.208) with one walk (.240 on-base percentage) leading off an inning...allowed a .360 batting average the first time through the lineup, .212 after that...was selected by Toronto May 27 and pitched 5.0 innings of relief in his Blue Jays debut that day at Texas (4 h, 3 r, 3 er)...also struck out a career-high seven and did not walk a batter...that was his only appearance before he was optioned to Triple-A Las Vegas June 5...returned June 19 and made his first Major League start that day at Milwaukee after beginning his career with 144 relief appearances...walked a career-high four batters and allowed four runs on three hits in 2.2 innings...however, had a no decision in the Blue Jays 10-9 win...made his second and final start June 24 at Miami and allowed six runs on a career-high seven hits in a career-high 6.0 innings for the loss...made five more relief appearances, logging a 9.45 ERA and .333 opponents batting average, before he was optioned to Las Vegas July 14...recalled for a third stint Aug. 4 and tossed a scoreless 10th inning for the win in Toronto's 3-1, 11-inning win at Oakland that day...was designated for assignment the next day and optioned to Las Vegas Aug. 6...was assigned to Triple-A Sacramento following the Aug. 24 trade to the A's but was recalled by Oakland Sept. 10 when the River Cats season ended...allowed at least one run in three of his four outings in September...went 8-5 with one save and a 3.98 ERA in 19 games, 17 starts, with Las Vegas in the Blue Jays organization and 0-0 with a save and a 1.80 ERA in two games, one start, with Sacramento in the A's farm system...had a 3.77 ERA in 21 Triple-A appearances overall...walked just 22 batters in 105.0 innings, an average of 1.89 per nine innings...struck out 95 for a strikeout to walk ratio of 4.32...allowed a .243 opponents batting average, which broke down to .220 against right-handed hitters compared to .265 against left-handers...surrendered seven of his 10 home runs and issued 19 of his 22 walks to lefties...had a win and two saves in three relief appearances and allowed just one run in 10.1 innings (0.87 ERA)...posted a 2.75 ERA over the first three innings of a game compared to a 4.78 ERA from the fourth inning on...was 6-3 with a 4.91 ERA and .270 opponents batting average in 13 games, 12 starts, at Cashman Field, the 51s home ballpark...compiled a 2-2 record, a 2.11 ERA and a .199 opponents batting average in eight games, six starts, in all other Pacific Coast League ballparks...walked two batters or fewer in 17 of his 18 starts...had a complete game in a seven-inning contest April 16 at Colorado Springs, a 2-1 loss...allowed two runs on four hits, including a walk-off home run to lead off the bottom of the seventh inning...then compiled a four-game winning streak over a five-start stretch from April 22 to May 12...posted a 1.97 ERA and .144 opponents batting average during the streak...capped it May 12 at New

Orleans by tossing a season-high 8.0 shutout innings (3 h, 5 so) in an 8-0 win...was 6-2 with a 3.72 ERA and .224 opponents batting average in 10 starts when the Blue Jays called for the first time May 27...tossed a season-low 0.1 innings July 20 against Reno and was placed on the seven-day disabled list the next day with a left ankle contusion...was reinstated from the DL July 30...was credited with his first save Aug. 6 at Round Rock after closing out the game with 3.1 scoreless, hitless innings...was traded to the A's Aug. 24 and tossed 4.0 innings of relief for the save in his Sacramento debut Aug. 27 at Colorado Springs...struck out a season-high eight batters in his only regular season start with the River Cats Sept. 1 at Salt Lake, allowing a run on five hits in 6.0 innings...also made one postseason start for Sacramento Sept. 6 in Game 2 of the first round of the Pacific Coast League playoffs against Reno...was the winning pitcher in a 1-0 win (8.0 ip, 4 h, 1 bb, 10 so).

**2011**—Appeared in four games at the Major League level with Kansas City, allowing runs in three of his four outings...spent most of the season at Triple-A Omaha serving at the team's closer...saved 16 games in 21 opportunities...over the months of June and July saw his best success, recording a eight saves and 0.92 ERA...from May 31-Aug. 10, he allowed runs in only two of 21 outings...did not blow a save until his 15th outing of the season...did not allow a run in his first nine outings at Omaha, totalling 13.2 innings...played in the Mexican Winter League, posting a 0-1 record with a 3.38 ERA and one save in 17 relief appearances.

**2010**—Was acquired from the Atlanta Braves July 31 with outfielder Gregor Blanco and minor league left-handed pitcher Tim Collins in exchange for outfielder Rick Ankiel, right-handed pitcher Kyle Farnsworth and cash considerations...finished strong for the Royals, posting a 1.74 ERA over his final nine relief appearances, holding batters to a .167 average over that span...appeared in 28 games for the Braves and 23 for the Royals...combined to 5-5 with a 5.89 ERA.

**2009**—Spent first full season in the Major Leagues and led the Pirates staff with 73 appearances...led all Major League rookies in appearances...made seven straight scoreless appearances from May 14-25 (7.0 ip)...recorded his first Major League plate appearance, striking out Aug. 18 vs. Milwaukee...picked up first Major League win Sept. 6 against St. Louis (4.1 ip, 8 h, 5 er, 3 bb, 4 so)...finished the season making four straight scoreless appearances (4.2 ip).

**2008**—Spent the majority of season with Triple-A Indianapolis and was named the club's Pitcher-of-the-Year...converted his team-high 14 saves in 19 opportunities...ranked ninth in the International League in saves...held right-handed hitters to a .177 batting average while left-handed batters hit .282...struck out at least one batter in 15 consecutive games from June 25 to Aug. 6 (26 so in 19.2 ip)...was selected by Pittsburgh Aug. 27 and made his Major League debut that afternoon against Chicago (NL) at PNC Park...retired each of the three batters he faced...was scored upon in four straight games (5 er in 4.1 ip) with Bucs after his first outing...surrendered a walk-off grand slam to Ryan Braun and suffered his first big league loss Sept. 25 at Milwaukee...went 0-for-2 in save situations with the Pirates and allowed three of his five inherited runners to score...held left-handed batters to a .217 average while right-handed batters hit .395...participated in the Dominican Winter League and went 2-1 with a 5.54 ERA in 13 appearances with Gigantes del Cibao.

**2007**—Spent his first full season with Indianapolis...ranked second on the team in appearances...made 45 of his 46 appearances in relief...was scored upon in five of first six appearances...was scored upon once in eight appearances (2 er in 16.2 ip) from April 28-May 19...surrendered just one home run in final 29 appearances (52.0 ip)...went 1-2 with four saves and a 6.00 ERA (8 er in 12.0 ip) in 11 appearances for the Phoenix Desert Dogs during the Arizona Fall League.

**2006**—Went 4-6 with four saves and a 4.38 ERA in 51 appearances with three different minor league teams...began the season with the Rangers Double-A affiliate at Frisco...was promoted to Triple-A Oklahoma July 28 and made his lone appearance July 29...was acquired by the Pittsburgh organization July 31 and was assigned to Indianapolis...participated in the Arizona Fall League and went 3-0 with four saves and a 0.64 ERA in 12 relief appearances with Grand Canyon...was named to Arizona Fall League's All-Prospect Team for his efforts.

**2005**—Split his season between Single-A Bakersfield and Frisco and went 4-3 with a 4.65 ERA in 42 relief appearances...held opponents to a .182 average while pitching with Bakersfield...made four straight

scoreless outings to begin the season (10.2 ip)...earned his two saves April 23 vs. Inland Empire and May 13 vs. Visalia...was promoted to Frisco May 23 and made his Double-A debut May 25 at Arkansas, where he allowed one run in 2.2 ip...picked up his first win June 27 vs. Tulsa...allowed three grand slams, the most by any pitcher in the Texas League.

**2004**—Spent the entire season with Single-A Clinton, his last year used primarily as a starter...ranked second on the staff in starts and third in innings pitched and strikeouts...tossed 4.0 innings of scoreless relief and picked up win in first appearance April 8 at Wisconsin...went 2-0 with a 3.94 ERA in his first relief outings...won three straight decisions from April 17 to May 6.

**2003**—Spent his first professional season with Spokane, Texas' entry in the Northwest League...recorded victories July 6 vs. Yakima and July 27 vs. Eugene...earned his lone save Aug. 26 at Boise.

## PERSONAL/MISCELLANEOUS

Jesse David Chavez...is married to Crystal and has two daughters, Criste and Steeve...graduated from AB Miller High School in Fontana, Calif....attended Riverside (CA) Community College.

## LIFETIME PITCHING RECORD

Year	Club	W	L	ERA	G	GS	CG	SHO	SV	IP	H	R	ER	HR	HB	BB	IBB	SO	WP	BK
2003	Spokane	2	2	4.55	17	8	0	0	1	55.1	63	30	28	5	7	31	0	48	4	0
2004	Clinton	6	10	4.68	27	22	0	0	0	123.0	148	75	64	8	3	35	1	96	4	0
2005	Bakersfield	0	0	2.22	11	0	0	0	2	24.1	16	6	6	2	0	9	0	31	1	0
	Frisco	4	3	5.68	31	0	0	0	1	57.0	71	43	36	10	2	25	2	27	7	0
2006	Frisco	2	5	4.42	38	0	0	0	4	59.0	54	33	29	5	2	28	3	70	7	0
	Oklahoma City	0	0	4.50	1	0	0	0	0	2.0	3	1	1	0	0	0	0	3	0	0
	Indianapolis	2	1	4.24	12	0	0	0	0	17.0	18	9	8	0	0	9	1	15	0	0
2007	Indianapolis	3	3	3.92	46	1	0	0	2	80.1	94	41	35	4	1	17	1	65	3	0
2008	Indianapolis	2	6	3.80	51	0	0	0	14	68.2	58	30	29	8	0	22	4	70	6	0
	PITTSBURGH	0	1	6.60	15	0	0	0	0	15.0	20	11	11	2	0	9	2	16	2	0
2009	PITTSBURGH	1	4	4.01	73	0	0	0	0	67.1	69	33	30	11	1	22	3	47	5	0
2010	ATLANTA	3	2	5.89	28	0	0	0	0	36.2	40	24	24	6	1	12	3	29	0	0
	KANSAS CITY	2	3	5.88	23	0	0	0	0	26.0	29	20	17	5	0	11	4	16	2	0
2011	Omaha	2	4	3.75	45	0	0	0	16	57.2	63	30	24	6	0	16	3	54	4	0
	KANSAS CITY	0	0	10.57	4	0	0	0	0	7.2	12	9	9	3	0	5	0	8	0	0
2012	Las Vegas	8	5	3.98	19	17	1	0	1	95.0	90	45	42	10	1	20	0	86	5	1
	TORONTO	1	1	8.44	9	2	0	0	0	21.1	25	22	20	6	2	10	1	27	0	0
	Sacramento	0	0	1.80	2	1	0	0	1	10.0	8	2	2	0	0	2	0	9	0	0
	OAKLAND	0	0	18.90	4	0	0	0	0	3.1	9	7	7	1	1	1	0	3	1	0
2013	Sacramento	2	2	2.70	5	5	0	0	0	30.0	35	16	9	1	1	5	0	26	0	0
	OAKLAND	2	4	3.92	35	0	0	0	1	57.1	50	27	25	3	3	20	4	55	5	0
<b>AL Totals</b>		<b>5</b>	<b>8</b>	<b>6.07</b>	<b>75</b>	<b>2</b>	<b>0</b>	<b>0</b>	<b>1</b>	<b>115.2</b>	<b>125</b>	<b>85</b>	<b>78</b>	<b>18</b>	<b>6</b>	<b>47</b>	<b>9</b>	<b>109</b>	<b>8</b>	<b>0</b>
<b>NL Totals</b>		<b>4</b>	<b>7</b>	<b>4.92</b>	<b>116</b>	<b>0</b>	<b>0</b>	<b>0</b>	<b>0</b>	<b>119.0</b>	<b>129</b>	<b>68</b>	<b>65</b>	<b>19</b>	<b>2</b>	<b>43</b>	<b>8</b>	<b>92</b>	<b>7</b>	<b>0</b>
<b>ML Totals</b>		<b>9</b>	<b>15</b>	<b>5.48</b>	<b>191</b>	<b>2</b>	<b>0</b>	<b>0</b>	<b>1</b>	<b>234.2</b>	<b>254</b>	<b>153</b>	<b>143</b>	<b>37</b>	<b>8</b>	<b>90</b>	<b>17</b>	<b>201</b>	<b>15</b>	<b>0</b>

## CAREER TRANSACTIONS

**2001** — Selected by the Chicago Cubs organization in the 39th round of the First-Year Player Draft, did not sign. **2002** — Selected by the Texas Rangers organization in the 42nd round of the First-Year Player Draft, signed May 17, 2003. **2006** — Traded to the Pittsburgh Pirates for pitcher Kip Wells, July 31. **2009** — Traded to the Tampa Bay Rays for infielder Akinori Iwamura, November 3. Traded to the Atlanta Braves for pitcher Rafael Soriano, December 11. **2010** — Traded to the Kansas City Royals with outfielder Gregor Blanco and pitcher Tim Collins for outfielder Rick Ankiel and pitcher Kyle Farnsworth, July 31. **2011** — Claimed off waivers by the Toronto Blue Jays, October 21. **2012** — Traded to the Oakland Athletics for cash considerations, August 24.

## DIVISION SERIES RECORD

Year	Club/Opp.	W	L	ERA	G	GS	CG	SHO	SV	IP	H	R	ER	HR	HB	BB	IBB	SO	WP	BK
2013	OAK vs. DET																			

(Did not pitch)

## VS. THE AMERICAN LEAGUE

2013		CAREER												
ERA	W	L	S	G	IP	ER	vs. TEAM	ERA	W	L	S	G	IP	ER
3.86	0	0	0	2	4.2	2	Baltimore	6.75	0	0	0	4	6.2	5
0.00	0	0	0	2	2.1	0	Boston	1.69	0	0	0	3	5.1	1
—	0	0	0	0	0.0	0	Chicago	2.92	1	0	0	7	12.1	4
16.20	0	0	0	1	1.2	3	Cleveland	8.49	0	1	0	10	11.2	11
—	0	0	0	0	0.0	0	Detroit	14.00	0	1	0	7	9.0	14
0.00	0	0	0	3	6.1	0	Houston	0.92	0	0	0	15	19.2	2
0.00	0	0	1	1	4.0	0	Kansas City	0.00	0	0	1	2	5.0	0
4.76	1	1	0	4	5.2	3	Los Angeles	7.56	1	2	0	8	8.1	7
0.00	0	0	0	1	0.1	0	Minnesota	6.14	0	0	0	6	7.1	5
0.00	1	0	0	1	5.2	0	New York	0.00	1	0	0	2	7.2	0
—	0	0	0	0	0.0	0	Oakland	0.00	2	0	0	3	4.0	0
0.00	0	0	0	6	8.0	0	Seattle	0.00	0	0	0	8	11.0	0
18.00	0	0	0	1	1.0	2	Tampa Bay	9.00	0	0	0	2	2.0	2
6.52	0	1	0	6	9.2	7	Texas	7.16	0	1	0	9	16.1	13
81.00	0	1	0	1	0.1	3	Toronto	81.00	0	1	0	1	0.1	3

## VS. THE NATIONAL LEAGUE

2013		CAREER												
ERA	W	L	S	G	IP	ER	vs. TEAM	ERA	W	L	S	G	IP	ER
—	0	0	0	0	0.0	0	Arizona	9.00	0	0	0	4	6.0	6
—	0	0	0	0	0.0	0	Atlanta	0.00	0	0	0	3	2.2	0
0.00	0	0	0	1	1.0	0	Chicago	3.52	0	1	0	9	7.2	3
3.86	0	0	0	1	2.1	1	Cincinnati	4.91	1	1	0	13	14.2	8
—	0	0	0	0	0.0	0	Colorado	4.91	0	1	0	4	3.2	2
—	0	0	0	0	0.0	0	Los Angeles	2.16	0	1	0	8	8.1	2
—	0	0	0	0	0.0	0	Miami	7.94	1	2	0	8	11.1	10
0.00	0	0	0	2	2.0	0	Milwaukee	12.38	0	2	0	15	16.0	22
—	0	0	0	0	0.0	0	New York	3.38	0	0	0	4	2.2	1
—	0	0	0	0	0.0	0	Philadelphia	0.00	1	0	0	8	7.2	0
0.00	0	0	0	1	1.0	0	Pittsburgh	0.00	0	0	0	2	2.0	0
27.00	0	1	0	1	1.1	4	St. Louis	13.50	1	1	0	9	8.2	13
—	0	0	0	0	0.0	0	San Diego	5.06	0	0	0	6	5.1	3
—	0	0	0	0	0.0	0	San Francisco	7.36	0	0	0	4	3.2	3
—	0	0	0	0	0.0	0	Washington	3.52	0	0	0	7	7.2	3

## MONTHLY BREAKDOWN

2013		CAREER												
ERA	W	L	S	G	IP	ER	by MONTH	ERA	W	L	S	G	IP	ER
6.23	0	0	0	3	4.1	3	April	3.96	0	1	0	20	25.0	11
1.17	0	0	0	4	7.2	1	May	5.25	0	1	0	29	36.0	21
4.40	1	2	0	7	14.1	7	June	5.10	1	5	0	28	47.2	27
5.06	1	1	1	8	10.2	6	July	6.67	4	2	1	29	28.1	21
3.75	0	0	0	5	12.0	5	August	5.93	3	3	0	35	44.0	29
3.24	0	1	0	8	8.1	3	September	5.88	1	3	0	48	52.0	34
—	0	0	0	0	0.0	0	October	0.00	0	0	0	2	1.2	0

## PITCHING BREAKDOWN

2013		CAREER												
ERA	W	L	S	G	IP	ER	by CATEGORY	ERA	W	L	S	G	IP	ER
5.20	2	3	0	15	27.2	16	Home	5.84	4	4	0	87	109.1	71
2.73	0	1	1	20	29.2	9	Road	5.17	5	11	1	104	125.1	72
3.62	2	3	1	15	27.1	11	Day	6.11	4	9	1	73	95.2	65
4.20	0	1	0	20	30.0	14	Night	5.05	5	6	0	118	139.0	78
2.97	1	2	1	18	33.1	11	Pre-ASG	4.52	2	7	1	90	123.1	62
5.25	1	2	0	17	24.0	14	Post-ASG	6.55	7	8	0	101	111.1	81
—	0	0	0	0	0.0	0	Starter	10.38	0	1	0	2	8.2	10
3.92	2	4	1	35	57.1	25	Reliever	5.30	9	14	1	189	226.0	133

## BALLPARK BREAKDOWN

	ERA	W	L	S	G	IP	ER
Angel Stadium of Anaheim	5.40	0	1	0	4	3.1	2
AT&T Park	9.00	0	0	0	3	3.0	3
Ballpark in Arlington	6.75	0	1	0	6	10.2	8
Busch Stadium	13.50	0	0	0	3	3.1	5
Camden Yards	3.38	0	0	0	1	2.2	1
Chase Field	0.00	0	0	0	1	2.0	0
Citi Field	0.00	0	0	0	2	1.1	0
Citizens Bank Park	0.00	1	0	0	3	2.1	0
Comerica Park	23.14	0	0	0	4	4.2	12
Coors Field	10.80	0	1	0	2	1.2	2
Dodger Stadium	3.38	0	1	0	4	2.2	1
Fenway Park	2.08	0	0	0	2	4.1	1
Great American Ball Park	6.23	1	1	0	9	8.2	6
Kauffman Stadium	6.45	1	1	1	15	22.1	16
Mall of America Field	9.00	0	0	0	1	2.0	2
Marlins Park	9.00	0	1	0	1	6.0	6
Miller Park	12.96	0	2	0	8	8.1	12
Minute Maid Park	0.90	0	0	0	9	10.0	1
Nationals Park	2.08	0	0	0	4	4.1	1
O.co Coliseum	5.12	4	3	0	18	31.2	18
PETCO Park	0.00	0	0	0	4	3.1	0
PNC Park	4.08	1	0	0	46	46.1	21
Progressive Field	3.86	0	1	0	3	2.1	1
Rogers Centre	54.00	0	0	0	2	1.0	6
Safeco Field	0.00	0	0	0	7	9.1	0
Sun Life Stadium	9.82	1	1	0	5	3.2	4
Target Field	0.00	0	0	0	1	2.0	0
Tropicana Field	18.00	0	0	0	1	1.0	2
Turner Field	4.82	0	0	0	13	18.2	10
U.S. Cellular Field	0.00	0	0	0	5	9.1	0
Wrigley Field	7.71	0	1	0	4	2.1	2

## FIELDING STATISTICS

Pitcher	Year	Pct.	G	PO	A	E	TC	DP
	2008	1.000	15	1	3	0	4	0
	2009	1.000	73	6	5	0	11	1
	2010	1.000	51	3	6	0	9	0
	2011	—	4	0	0	0	0	0
	2012	.667	13	0	2	1	3	0
	2013	1.000	35	7	7	0	14	0
<b>Totals</b>		<b>.976</b>	<b>191</b>	<b>17</b>	<b>23</b>	<b>1</b>	<b>41</b>	<b>1</b>

## CHAVEZ' CAREER BESTS

**Low Hit Complete Game:** None

**Innings Pitched:** 6.0, June 24, 2012 at Miami. As reliever: 5.2, June 13, 2013 vs. New York (AL)

**Strikeouts:** 7 (twice), last: June 13, 2013 vs. New York (AL)

**Pitches:** 92, June 24, 2012 at Miami

**Longest Winning Streak:** 2 (three times), last: August 4, 2012 to June 13, 2013

**Longest Losing Streak:** 5, September 25, 2008 to August 31, 2009

**Longest Scoreless Streak:** 12.2, May 15 to June 13, 2013



**RIGHT-HANDED PITCHER****Height/Weight:** 6-2 / 217**Birthdate:** June 30, 1987**Birthplace/Resides:** Clovis, California / Clovis, California**Major League Service:** 2 year, 36 days**Noted:** Acquired from the Arizona Diamondbacks with pitcher Jarrod Parker and outfielder Collin Cowgill for pitchers Trevor Cahill and Craig Breslow and cash considerations, December 9, 2011**Contract Status:** First year of a one-year contract through 2014.**Bats/Throws:** Right / Right**Opening Day Age:** 26**CAREER HIGHLIGHTS**

Has a 2.55 ERA and .210 opponents batting average in 154 games over three seasons with the A's (2012-13) and Arizona (2011)...has allowed just six home runs in 148.1 career innings (0.36 per nine innings)...surrendered 16 home runs as a minor leaguer, an average of 0.39 per nine innings...was named to the American League All-Star team as a rookie in 2012 after beginning the season with a 23.0-inning scoreless streak...made his Major League debut with Arizona in 2011, posting a 7.04 ERA in 12 relief appearances...began his professional career as a starter, logging an 18-21 record and a 4.04 ERA in 56 starts over three seasons in the minors...was converted to reliever in 2011 and led the Arizona farm system with 19 saves...named to the Midwest League Midseason All-Star team in 2009 with South Bend.

**2013 HIGHLIGHTS**

Was 6-4 with two saves and a 2.54 ERA in a team-leading 71 relief appearances...allowed just two home runs in 67.1 innings, an average of 0.27 per nine innings, which was fourth lowest among American League relievers...has allowed just six home runs in 148.1 career innings (0.36 per nine innings)...his six wins tied for fourth among AL relievers and matched his career high from 2012...his 12 wins over the last two years are tied for second most among AL relievers...however, was charged with seven blown saves, which tied for fifth most in the AL and matched his career high from 2012...his 14 blown saves over the last two seasons are the most in the AL and third most in the majors...allowed 15-of-30 (50.0%) inherited runners to score, which was the highest mark in the majors...it was the highest mark by an A's reliever since 1999 (Tim Worrell, 51.0%)...has allowed 24-of-57 (42.1%) inherited runners to score in his career...first batters faced were 11-for-65 (.169) with six walks (.239 on-base percentage)...opponents stole 16 bases with him on the mound, which tied for the most among Major League relievers and tied for 10th most among all AL pitchers...it was the most in Oakland history by a reliever (previous: 15; Rollie Fingers, 1976; Dave Heaverlo, 1978)...his opponents batting average included a .207 (31-for-150) mark against right-handed hitters compared to .279 (31-for-111) against left-handers...issued 19 of his 25 walks to lefties...now has a .195 (59-for-303) career average against righties...had a 0.71 ERA in 13 appearances on no days rest compared to 2.96 in 58 games on one day of rest or more...opponents hit .154 with runners in scoring position and two outs and have a .157 (13-for-83) mark in his career...did not allow a run in nine interleague appearances (9.1 ip, 3 h, 4 so)...compiled a 1.34 ERA in 32 games during the day compared to 3.74 in 39 games at night...has a 1.63 ERA (12 er in 66.1 ip) in 64 career day games, 3.29 (30 er in 82.0 ip) in 90 night games...had a 2.15 ERA in 40 games in Oakland compared to 3.03 in 31 games on the road...yielded both of his home runs on the road...tied for seventh among AL relievers in wild pitches (7) and tied for eighth in hit batters (4)...did not commit an error and has not made an error in 154 career games (28 total chances).

**OAKLAND:** Walked a career-high three batters and hit another in his first appearance of the season April 2 against Seattle...allowed one run in that game but followed it up with an eight-game, 9.2-inning scoreless streak, during which he allowed four hits and a walk while striking out 11...tossed 1.2 scoreless innings at Los Angeles (AL) April 9 for his first win of the season, a 9-5 A's victory...that extended his winning streak to a career-high five games dating back to July 18, 2012...had a season-high three strikeouts in the game...pitched a scoreless ninth inning May 19 against Kansas City for his first save...did not allow a run on the road until May 26 at Houston when he allowed a season-high two...that snapped a 22.2-inning scoreless streak on the road dating back to Aug. 11, 2012...the road scoreless streak is third longest in Oakland history by a reliever...allowed a season-high two runs on a career-high four hits in 0.2 innings June 22 at Seattle for his first loss of the season...then allowed just

one earned run over his next 21 games from June 25 to Aug. 18...was 4-1 with a save, a blown save, a 0.41 ERA and .154 opponents batting average over that span...issued just one walk in 13 games and 12.2 innings in June...had a season-high 12.1 inning scoreless streak from July 8 to Aug. 7...tossed a career-high tying 2.0 innings July 14 against Boston and picked up the win in the A's 3-2, 11-inning victory...also recorded the win in his next outing July 22 at Houston and then tossed 1.1 scoreless innings for his second save two days later against the Astros...did not allow an earned run in 11 games and 12.0 innings in July while holding the opposition to a .182 batting average...allowed his first home run of the season Aug. 10 at Toronto, a solo shot by Jose Reyes in the seventh inning...it was the first home run he allowed since Aug. 4, 2012 against Toronto (David Cooper), snapping a 72-game, 75.2-inning, 302-batters faced homerless streak...the 75.2-inning homerless streak was fifth longest in Oakland history by a reliever...picked up the win in back-to-back games Aug. 11 and 12 at Toronto...however, the win on the 12th came after blowing the save...was charged with four blown saves and two losses over his final 21 games...compiled a 4.11 ERA and .329 opponents batting average over that stretch and allowed 10-of-14 (71.4%) inherited runners to score...allowed at least one base runner in 16 consecutive games from Aug. 16 to Sept. 22 (.486 opponents on-base percentage)...yielded at least one hit in 12 consecutive games from Aug. 23 to Sept. 19 (.455 opponents batting average)...matched his career high with three walks Sept. 22 against Minnesota...appeared in one ALDS game against the Tigers, allowing two runs on a hit and a walk in 0.2 innings in Game 4 at Detroit.

## CAREER

**2012**—The 25-year-old rookie was the A's lone representative to the American League All-Star team...went 6-2 with 14 saves, a 2.09 ERA and .166 opponents batting average in 71 appearances...tied the Oakland rookie record for games pitched (Aaron Small, 1997) and had the third best save total...his ERA was fifth best among Oakland rookies with 50 or more innings...ranked second among AL rookies in saves and games pitched...however, had seven blown saves, which tied for second most among all AL pitchers...his save percentage of 66.7% was the lowest in the majors and tied for second lowest in Oakland history...it was the lowest since Jay Howell also had a mark of 66.7% in 1987 (16-for-24)...posted a 0.69 ERA and .085 opponents batting average over his first 24 appearances through June 8...then took over as the A's closer and logged a 5.24 ERA and .235 opponents average over a 24-game stretch from June 9 to Aug. 8...compiled a 0.72 ERA and .174 opponents average over his final 23 games after Balfour resumed the closer duties...allowed 15 of his 18 runs in the ninth inning for a 4.73 ERA...had a 0.58 ERA in all other innings...began the season with a 23.0 inning scoreless streak, posted a 4.33 ERA over a 36-game stretch from May 28 to Sept. 5 and then finished the season with a 15.0-inning scoreless streak...ranked third among AL relievers in opponents batting average, fourth in slugging percentage (.261), fifth in ERA, ninth in on-base percentage (.256) and tied for ninth in strikeouts (80)...the batting average was sixth lowest in Oakland history among relievers and the slugging percentage was ninth best...issued 21 walks in 32.2 innings over his first 32 appearances through June 25 (5.79 per nine innings)...then walked just six batters in 40.2 innings over his final 39 outings (1.33 per nine innings)...first batters faced were 13-for-64 (.203) with six walks (.271 on-base percentage)...allowed 8-of-25 (32.0%) inherited runners to score...tied for sixth among AL relievers in wins (6)...his .166 opponents batting average broke down to .162 against right-handed hitters compared to .171 against left-handers...surrendered three of his four home runs to lefties...three of his home runs allowed were solo shots...opponents hit .149 with runners in scoring position...allowed 12 of his 18 runs and was charged with five of his seven blown saves in 18 appearances on no days rest (6.48 ERA)...had a 0.79 ERA and was 12-for-14 (85.7%) in save opportunities in his other 53 games...logged a 0.72 ERA in 35 appearances on the road compared to a 3.53 ERA in 36 games at home...allowed all four of his home runs in Oakland...had a 1.41 ERA and .105 opponents batting average in 38 appearances at the All-Star Break...then posted a 2.83 ERA and .225 opponents batting average in 33 appearances after the break...did not allow a run over his first 21 games and 23.0 innings...that was the longest season-opening scoreless streak by a player on the Athletics Opening Day roster since at least 1916...the previous high was 21.0 innings by Alex Kellner in 1953...stranded all seven of his inherited runners and allowed just four hits for a .056 opponents batting average...however, walked 12 batters...did not allow a run in his final outing of 2011 with Arizona, giving him a career-high 24.0 inning scoreless streak dating back to September 28, 2011...became the third pitcher in Athletics history to record four strikeouts in an inning April 27 at Baltimore (Blake Stein, 1998; Erik Hiljus, 2001)...the four strikeouts established a career-high...allowed just one hit in the month of April for a .038 opponents batting average...then yielded five hits in 13 appearances in May (.109 opponents average)...tossed a career-high 2.0 scoreless innings May 5 at Tampa Bay, his first of four outings of 2.0 innings...recorded his first Major League win May 17 at Texas by tossing a

career-high tying 2.0 scoreless innings in the A's 5-4, 10-inning win...his scoreless streak ended May 28 at Minnesota...entered the game to start the bottom of the eighth inning with the A's leading 4-3 and allowed a RBI double to Morneau and a sacrifice fly to Doumit for his first career blown save...was also charged with the loss...recorded his first Major League save June 12 at Colorado...allowed a hit and a walk in the ninth inning but did not allow a run in the A's 8-5 win...converted each of his first four save opportunities as closer before he was charged with the blown save and loss June 22 against San Francisco...allowed two hits and two walks and all four scored for a career-high four runs...that began an 18-game stretch through Aug. 8 where he went 2-1 with eight saves, six blown saves, a 7.02 ERA and .265 opponents batting average...allowed 6 of 9 (66.7%) inherited runners to score...pitched a perfect seventh inning in the All-Star Game July 10 at Kansas City, striking out Harper and Wright...he was the seventh Oakland rookie to be named to the AL All-Star team, along with Wayne Gross (1977), Matt Keough (1978), Jose Canseco (1986), Mark McGwire (1987), Ben Grieve (1998) and Andrew Bailey (2009)...allowed his first home run of the season July 19 against New York (Swisher), snapping a season-opening 40-game, 40.1-inning, 158-batter homerless streak...surrendered four home runs over a seven-game stretch from July 19 to Aug. 4 (7.0 ip)...was charged with four blown saves over a six-game stretch from July 20 to Aug. 4 (9.00 ERA)...after Balfour replaced him as closer Aug. 11, he did not allow a run over his next eight appearances (9.0 ip)...did pick up two saves over the final five weeks of the season (Aug. 29 at Cleveland, Sept. 12 at Los Angeles)...finished the season with a 14-game, 15.0-inning scoreless streak...pitched in each of the A's final five games along with Grant Balfour...they became the seventh and eighth pitchers in Oakland history to pitch on at least five consecutive days...they were the first since Billy Koch in 2002 (Sept. 16-19)...then worked in four of the five ALDS games against the Tigers, logging an 8.10 ERA...was charged with the blown save in his postseason debut in Game 2 at Detroit but picked up the win with 1.1 scoreless innings in Game 4.

**2011**—Made his Major League debut with Arizona, posting a 7.04 ERA and .333 opponents batting average in 12 relief appearances over three stints...struck out seven batters in 7.2 innings, but also walked eight for a .463 on-base percentage...his opponents batting average included a .313 mark against left-handed hitters compared to .353 against right-handers...first batters faced were 5-for-11 (.455) with a walk...allowed 1 of 2 inherited runners to score...was selected from Double-A Mobile July 20 and made his ML debut that day against Milwaukee...entered the game to start the 10th inning and did not retire any of the four batters he faced...allowed three runs on three hits and a walk, wild pitch and balk for the loss in a 5-2 decision...was optioned to Triple-A Reno July 24...returned July 30 and recorded his first strikeout that day at Los Angeles (NL), fanning Rod Barajas...was optioned to Reno Aug. 1 with a 21.60 ERA over four outings overall...returned for the final time Sept. 1 when rosters expanded and posted a 3.00 ERA in eight relief appearances during his final stint...led the Diamondbacks farm system with 19 saves after being used exclusively as a starter over his first three professional seasons...combined for a 1-5 record and a 2.21 ERA in 48 relief appearances with Mobile and Reno...converted 19-of-24 (79.2%) save opportunities...surrendered just two home runs in 61.0 innings...allowed a .192 opponents batting average, which included .179 against left-handed hitters...yielded a .196 average with runners in scoring position...allowed 9-of-24 (37.5%) inherited runners to score...began the season with Mobile, logging a 1-4 record, 13 saves and a 2.25 ERA in 34 appearances...picked up the save in his first career relief appearance, April 8 at Carolina...did not allow a run in 18 of his final 19 appearances with Mobile prior to his July 20 promotion...posted a 0.77 ERA and converted all 11 of his save opportunities over that span...had scoreless streaks of 13.0 innings (May 22 to June 17) and 11.0 innings (June 24 to July 17)...was 0-1 with six saves and a 2.12 ERA in 14 relief appearances with Reno.

**2010**—Split his time between three teams, combining for a 5-8 record and a 4.30 ERA in 24 starts with Single-A Visalia, Double-A Mobile and Triple-A Reno...yielded just five home runs in 132.0 innings, an average of 0.34 per nine innings...allowed a .257 opponents batting average, including .240 against right-handed hitters...began the season at Visalia and went 4-7 with a 4.24 ERA in 20 starts...tied for the Rawhide lead in games started...went 1-0 with a 1.84 ERA in three starts in April...was sent to Reno May 3 and made one start for the Aces before returning to Visalia the next day...was 1-2 with a 5.40 ERA in five starts for the Rawhide when he was placed on the disabled list May 15 with a sprained left foot...was reinstated May 27 and lost each of his first two starts (9.35 ERA)...then went 3-3 with a 3.30 ERA over his final 13 starts...was transferred to Mobile Aug. 17 and went 1-1 with a 2.89 ERA in three regular season starts with the BayBears...made one relief appearance in the Southern League playoffs and retired the only batter he faced.

**2009**—Was 11-11 with a 3.66 ERA in 25 starts for Single-A South Bend...tied for fourth in the Midwest League in wins and ranked 10th in ERA...the ERA was the lowest in the Diamondbacks farm system...led the Silver Hawks in wins, starts (tie), innings pitched (142.2) and strikeouts (103)...yielded just five home runs in 142.2 innings, an average of 0.32 per nine innings...allowed a .265 opponents batting average, including .234 by right-handed hitters...began the season with a five-game winning streak, posting 2.61 ERA over his first six starts...was on the disabled list from May 19 to June 1 with a blister on his finger...lost each of his first six starts following his return for a seven-game losing streak overall...named to the Midwest League Midseason All-Star team...compiled another five-game winning streak over a six-start stretch from July 25 to Aug. 21 (1.36 ERA)...had a no decision in his lone postseason start Sept. 11 against Fort Wayne (7.0 ip, 3 h, 2 r, 2 er, 2 bb, 6 so).

**2008**—Made his professional debut with Yakima of the Northwest League and was 2-2 with a 4.64 ERA in seven starts...allowed a .272 opponents batting average, including .239 by right-handed hitters and .333 by left-handers...opponents hit .158 with runners in scoring position and two outs...was the losing pitcher in his professional debut Aug. 3 against Boise, allowing seven unearned runs in 3.0 innings...earned his first professional win Aug. 13 against Everett, striking out a season-high six in 6.0 innings.

## PERSONAL/MISCELLANEOUS

Ryan William Cook was originally signed by Diamondbacks scout Hal Kurtzman...graduated from Clovis (CA) High School in 2005...attended the University of Southern California...was 18-13 with a 5.33 ERA in 46 games, 42 starts, in three seasons with the Trojans...signed autographs for Oakland elementary school students at the A's Community Fund Holiday Party in 2012.

## LIFETIME PITCHING RECORD

Year	Club	W	L	ERA	G	GS	CG	SHO	SV	IP	H	R	ER	HR	HB	BB	IBB	SO	WP	BK
2008	Yakima	2	2	4.64	7	7	0	0	0	33.0	37	25	17	4	5	11	0	23	1	0
2009	South Bend	11	11	3.66	25	25	0	0	0	142.2	140	71	58	5	10	44	0	103	7	1
2010	Visalia	4	7	4.24	20	20	0	0	0	108.1	110	62	51	3	13	36	0	100	8	1
	Reno	0	0	10.80	1	1	0	0	0	5.0	7	6	6	1	2	0	5	0	1	0
	Mobile	1	1	2.89	3	3	0	0	0	18.2	13	7	6	1	1	10	0	12	1	0
2011	Mobile	1	4	2.25	34	0	0	0	13	44.0	28	12	11	2	2	14	2	50	3	0
	ARIZONA	0	1	7.04	12	0	0	0	0	7.2	11	6	6	0	0	8	0	7	1	1
	Reno	0	1	2.12	14	0	0	0	6	17.0	13	6	4	0	1	8	1	12	4	0
2012	OAKLAND	6	2	2.09	71	0	0	0	14	73.1	42	18	17	4	4	27	4	80	4	0
2013	OAKLAND	6	4	2.54	71	0	0	0	2	67.1	62	22	19	2	4	25	1	67	7	0
<b>AL Totals</b>		<b>12</b>	<b>6</b>	<b>2.30</b>	<b>142</b>	<b>0</b>	<b>0</b>	<b>0</b>	<b>16</b>	<b>140.2</b>	<b>104</b>	<b>40</b>	<b>36</b>	<b>6</b>	<b>8</b>	<b>52</b>	<b>5</b>	<b>147</b>	<b>11</b>	<b>0</b>
<b>NL Totals</b>		<b>0</b>	<b>1</b>	<b>7.04</b>	<b>12</b>	<b>0</b>	<b>0</b>	<b>0</b>	<b>0</b>	<b>7.2</b>	<b>11</b>	<b>6</b>	<b>6</b>	<b>0</b>	<b>0</b>	<b>8</b>	<b>0</b>	<b>7</b>	<b>1</b>	<b>1</b>
<b>ML Totals</b>		<b>12</b>	<b>7</b>	<b>2.55</b>	<b>154</b>	<b>0</b>	<b>0</b>	<b>0</b>	<b>16</b>	<b>148.1</b>	<b>115</b>	<b>46</b>	<b>42</b>	<b>6</b>	<b>8</b>	<b>60</b>	<b>5</b>	<b>154</b>	<b>12</b>	<b>1</b>

## CAREER TRANSACTIONS

**2008** — Selected by the Arizona Diamondbacks organization in the 27th round of the First-Year Player Draft. **2011** — Traded to the Oakland Athletics with pitcher Jarrod Parker and outfielder Collin Cowgill for pitchers Trevor Cahill and Craig Breslow and cash considerations, December 9.

## DIVISION SERIES RECORD

Year	Club/Opp.	W	L	ERA	G	GS	CG	SHO	SV	IP	H	R	ER	HR	HB	BB	IBB	SO	WP	BK
2012	OAK vs. DET	1	0	8.10	4	0	0	0	0	3.1	4	3	3	0	1	1	0	4	1	0
2013	OAK vs. DET	0	0	27.00	1	0	0	0	0	0.2	1	2	2	0	0	1	0	1	0	0
<b>Totals</b>		<b>1</b>	<b>0</b>	<b>11.25</b>	<b>5</b>	<b>0</b>	<b>0</b>	<b>0</b>	<b>0</b>	<b>4.0</b>	<b>5</b>	<b>5</b>	<b>5</b>	<b>0</b>	<b>1</b>	<b>2</b>	<b>0</b>	<b>5</b>	<b>1</b>	<b>0</b>

## ALL-STAR GAME RECORD

Year	Club/Site	W	L	ERA	G	GS	CG	SHO	SV	IP	H	R	ER	HR	HB	BB	IBB	SO	WP	BK
2012	AL/K.C.	0	0	0.00	1	0	0	0	0	1.0	0	0	0	0	0	0	0	2	0	0

## VS. THE AMERICAN LEAGUE

2013		CAREER												
ERA	W	L	S	G	IP	ER	vs. TEAM	ERA	W	L	S	G	IP	ER
10.13	0	1	0	3	2.2	3	Baltimore	7.20	0	1	0	6	5.0	4
0.00	1	0	0	2	2.1	0	Boston	0.00	1	0	1	6	6.2	0
0.00	0	0	0	3	3.1	0	Chicago	0.00	1	0	0	5	6.1	0
0.00	0	0	0	3	3.0	0	Cleveland	0.00	0	0	1	7	7.1	0
0.00	0	0	0	3	2.2	0	Detroit	0.00	0	0	0	5	5.1	0
2.00	1	0	1	9	9.0	2	Houston	2.00	1	0	1	9	9.0	2
0.00	0	1	1	3	3.0	0	Kansas City	0.00	0	1	1	6	6.0	0
0.00	1	0	0	7	7.0	0	Los Angeles	2.35	1	0	2	16	15.1	4
16.20	0	1	0	3	1.2	3	Minnesota	9.64	0	2	1	6	4.2	5
6.00	0	0	0	3	3.0	2	New York	4.15	1	0	1	8	8.2	4
—	0	0	0	0	0.0	0	Oakland	—	0	0	0	0	0.0	0
6.35	0	1	0	7	5.2	4	Seattle	2.16	0	1	2	18	16.2	4
0.00	1	0	0	3	3.2	0	Tampa Bay	0.00	2	0	0	7	9.2	0
5.40	0	0	0	9	6.2	4	Texas	2.40	2	0	1	17	15.0	4
2.08	2	0	0	4	4.1	1	Toronto	5.63	2	0	1	8	8.0	5

## VS. THE NATIONAL LEAGUE

2013		CAREER													
ERA	W	L	S	G	IP	ER	vs. TEAM	ERA	W	L	S	G	IP	ER	
—	0	0	0	0	0.0	0	Arizona	0.00	0	0	0	0	1	1.0	0
—	0	0	0	0	0.0	0	Atlanta	—	0	0	0	0	0.0	0	
0.00	0	0	0	1	1.0	0	Chicago	0.00	0	0	0	1	1.0	0	
0.00	0	0	0	2	2.1	0	Cincinnati	0.00	0	0	0	2	2.1	0	
—	0	0	0	0	0.0	0	Colorado	3.00	0	0	2	3	3.0	1	
—	0	0	0	0	0.0	0	Los Angeles	4.15	1	0	1	7	4.1	2	
—	0	0	0	0	0.0	0	Miami	—	0	0	0	0	0.0	0	
0.00	0	0	0	2	2.0	0	Milwaukee	13.50	0	1	0	3	2.0	3	
—	0	0	0	0	0.0	0	New York	—	0	0	0	0	0.0	0	
—	0	0	0	0	0.0	0	Philadelphia	—	0	0	0	0	0.0	0	
0.00	0	0	0	2	2.0	0	Pittsburgh	0.00	0	0	0	3	3.0	0	
0.00	0	0	0	1	1.0	0	St. Louis	0.00	0	0	0	1	1.0	0	
—	0	0	0	0	0.0	0	San Diego	0.00	0	1	4	3.0	0		
0.00	0	0	0	1	1.0	0	San Francisco	9.00	0	1	0	5	4.0	4	
—	0	0	0	0	0.0	0	Washington	—	0	0	0	0	0.0	0	

## MONTHLY BREAKDOWN

2013		CAREER												
ERA	W	L	S	G	IP	ER	by MONTH	ERA	W	L	S	G	IP	ER
—	0	0	0	0	0.0	0	March	0.00	0	0	0	1	1.0	0
2.08	1	0	0	12	13.0	3	April	1.23	1	0	0	20	22.0	3
2.79	0	0	1	10	9.2	3	May	1.90	1	1	1	23	23.2	5
3.55	0	1	0	13	12.2	5	June	3.57	1	2	6	25	22.2	9
0.00	2	1	1	11	12.0	0	July	2.59	4	2	5	25	24.1	7
2.45	3	1	0	12	11.0	3	August	3.57	5	1	3	23	22.2	9
5.00	0	1	0	13	9.0	5	September	2.79	0	1	1	34	29.0	9
—	0	0	0	0	0.0	0	October	0.00	0	0	0	3	3.0	0

## PITCHING BREAKDOWN

2013		CAREER												
ERA	W	L	S	G	IP	ER	by CATEGORY	ERA	W	L	S	G	IP	ER
2.15	2	0	1	40	37.2	9	Home	3.19	5	2	7	84	79.0	28
3.03	4	4	1	31	29.2	10	Road	1.82	7	5	9	70	69.1	14
1.34	3	1	2	32	33.2	5	Day	1.63	6	2	6	64	66.1	12
3.74	3	3	0	39	33.2	14	Night	3.29	6	5	10	90	82.0	30
2.38	2	2	1	41	41.2	11	Pre-ASG	1.91	4	4	9	79	80.0	17
2.81	4	2	1	30	25.2	8	Post-ASG	3.29	8	3	7	75	68.1	25
—	0	0	0	0	0.0	0	Starter	—	0	0	0	0	0.0	0
2.54	6	4	2	71	67.1	19	Reliever	2.55	12	7	16	154	148.1	42

## BALLPARK BREAKDOWN

	ERA	W	L	S	G	IP	ER
Angel Stadium of Anaheim	0.00	1	0	1	7	6.2	0
AT&T Park	0.00	0	0	0	2	2.0	0
Ballpark in Arlington	3.52	1	0	1	9	7.2	3
Camden Yards	7.71	0	1	0	3	2.1	2
Chase Field	6.75	0	1	0	9	6.2	5
Comerica Park	0.00	0	0	0	2	2.1	0
Coors Field	0.00	0	0	2	2	2.0	0
Dodger Stadium	9.00	0	0	0	3	1.0	1
Fenway Park	0.00	0	0	0	2	2.1	0
Great American Ball Park	0.00	0	0	0	1	1.1	0
Kauffman Stadium	0.00	0	1	0	3	2.2	0
Miller Park	0.00	0	0	0	2	2.0	0
Minute Maid Park	4.15	1	0	1	4	4.1	2
O.co Coliseum	2.86	5	1	7	75	72.1	23
PNC Park	0.00	0	0	0	2	2.0	0
Progressive Field	0.00	0	0	1	3	3.1	0
Rogers Centre	3.00	2	0	0	3	3.0	1
Safeco Field	2.08	0	1	2	9	8.2	2
Target Field	11.57	0	2	1	3	2.1	3
Tokyo Dome	0.00	0	0	0	1	1.0	0
Tropicana Field	0.00	1	0	0	4	5.2	0
U.S. Cellular Field	0.00	1	0	0	2	2.1	0
Yankee Stadium	0.00	0	0	0	3	4.1	0

## FIELDING STATISTICS

### Pitcher

Year	Pct.	G	PO	A	E	TC	DP
2011	1.000	12	1	2	0	3	0
2012	1.000	71	7	6	0	13	2
2013	1.000	71	4	8	0	12	1
<b>Totals</b>	<b>1.000</b>	<b>154</b>	<b>12</b>	<b>16</b>	<b>0</b>	<b>28</b>	<b>3</b>

## COOK'S CAREER BESTS

**Low Hit Complete Game:** None  
**Innings Pitched:** 2.0 (five times), last: July 14, 2013 vs. Boston  
**Strikeouts:** 4 (twice), last: August 24, 2012 at Tampa Bay  
**Pitches:** 33, August 11, 2013 at Toronto  
**Longest Winning Streak:** 5, July 18, 2012 to April 9, 2013  
**Longest Losing Streak:** 2, June 22 to July 6, 2013  
**Longest Scoreless Streak:** 24.0, September 28, 2011 to May 27, 2012

**OUTFIELDER****Height/Weight:** 5-10 / 185**Bats/Throws:** Switch / Right**Birthdate:** November 1, 1979**Opening Day Age:** 34**Birthplace/Resides:** Los Angeles, California / Rancho Mirage, California**Major League Service:** 10 years, 158 days**Obtained:** Re-signed as a free agent, January 5, 2012**Contract Status:** Third year of a five-year contract through 2016 with a vesting option for 2017**CAREER HIGHLIGHTS**

Has played for four different teams in 12 Major League seasons... is a .272 career hitter with Cleveland (2002-05), Boston (2006-08), Kansas City (2009) and Oakland (2010-13)... has 278 career stolen bases, including 20 or more in each of his four seasons with the A's ... has been successful in 141-of-162 (87.0%) stolen base attempts in an Oakland uniform, which is the best percentage in Athletics history... ranks sixth on the Oakland career list in steals... has led off the game with a home run 13 times in his career, including 11 with the A's, which is second most in Oakland history and fourth in Athletics history... had career highs in home runs (22), runs (93) and walks (61) with the A's in 2013... tied for the American League lead in stolen bases in 2011 (49) after topping the majors in stolen base percentage (91.4%) in 2010... stole 28 bases with Boston in 2007 to help the Red Sox to the World Championship and hit .281 (16 for 57) in 20 games over two postseasons with Boston (2007-08)... went 153 games and 429 total chances between errors from July 21, 2006 at Seattle to Aug. 7, 2007 at Los Angeles to establish a Boston record for consecutive errorless chances by an outfielder.

**2013 HIGHLIGHTS**

Hit a career-high 22 home runs and stole 21 bases to become the 10th player in Athletics history with 20 home runs and 20 stolen bases in a season... is the first since Ruben Sierra in 1993 and it has happened a total of 13 times... was one of just two American Leaguers to do it in 2013 (Trout, LAA)... the home runs doubled his total of 11 from 2012 and were six more than his previous best (16 in 2005)... also had career highs in runs (93), walks (61) and sacrifice flies (8) and his 47 extra base hits were his second best total (62 in 2005)... tied for fifth in the AL in sacrifice flies and ranked sixth in runs... led the A's in runs, stolen bases and sacrifice flies... batted .261 in 131 games... slugged .444, which was his highest mark since 2005... all 22 of his home runs came batting first in the order, which was the most in the majors and tied for third most in Athletics history... only Rickey Henderson (28 in 1990) and Eddie Joost (23 in 1949) hit more... made all 127 of his starts batting leadoff... 20 of his home runs came while playing center field, which were the most by an A's center fielder since Dave Henderson had 25 in 1991... led off the game with a home run five times, which tied for the fourth highest single season total in Athletics history... now has 11 in his career as an Athletic, which is second most in Oakland history (Henderson, 43) and fourth in Athletics history... has 13 lead off home runs in his career... 13 of his 22 home runs gave the A's the lead as have 24 of his 49 career home runs as an Athletic... ranked eighth in the majors in go-ahead home runs... 16 of his home runs were solo shots ... started all five games of the ALDS against Detroit in center field and hit a team-leading .389... stole 20 or more bases for the fourth time in four seasons with the A's... is the fourth player in Oakland history with four or more 20-steal seasons (Henderson 14, Bert Campaneris 9, Billy North 4)... stole 13 bases over his first 46 games through June 8 but then swiped just eight bags over his final 85 contests... now has 141 career steals with the A's, which ranks sixth on the Oakland career list... was successful in 21-of-26 (80.8%) stolen bases attempts this year and is 141-for-162 (87.0%) in an Oakland uniform, which is the best percentage in Athletics history... appeared exclusively in center field on defense where he played in 110 games, including 107 starts... did not commit an error and was one of five qualifying (108 or more games) Major League outfielders to go errorless in 2013... led ML outfielders in total chances per nine innings (3.03), which was the best mark by an A's outfielder since 1992 (Willie Wilson, 3.54)... his 309 total chances were second most in the AL among outfield-

**ATHLETICS MOST HOME RUNS BATTING FIRST**

28	Rickey Henderson, 1990
23	Eddie Joost, 1949
<b>22</b>	<b>Coco Crisp, 2013</b>
22	Bert Campaneris, 1970
20	Eddie Joost, 1952



ers with no errors (Markakis, BAL 319)...they were also second most in Athletics history among outfielders with no errors (Stan Javier, 335 in 1995)...now has a 138-game errorless streak dating back to Aug. 23, 2012, which is fifth longest in Oakland history by an outfielder...his career high is 153 with Boston (July 21, 2006-Aug. 7, 2007)...his last error came on Aug. 22, 2012 against Minnesota...also hit .250 in 20 starts at designated hitter...batted .301 with 42 runs scored, eight home runs and 24 RBI over his first 50 games through June 15, .187 with 16 runs scored, two home runs and 16 RBI over his next 47 games from June 16 to Aug. 19 and .304 with 35 runs scored, 12 home runs and 26 RBI over his final 34 contests beginning Aug. 21...led the majors in runs scored beginning Aug. 21, tied for the lead in home runs and tied for third in extra base hits (19)...hit 13 home runs after the All-Star break and has hit 30 of his 49 home runs as an Athletic after the break...the switch-hitter batted .286 (93-for-325) with 16 home runs against right-handed pitching compared to .218 (41-for-188) with six home runs against left-handers...slugged .498 against righties, .351 against lefties...was not hit by a pitch for the second consecutive season and has been hit by a pitch just five times in 5454 career plate appearances...in AL history, the only player with fewer hit by pitches and 5000 or more plate appearances is Jim Hegan (4 in 5122).

**OAKLAND:** Was on his ninth Opening Day Roster (2004-09, 11-13), his third straight with the A's...made his eighth career Opening Day Start April 1 against Seattle, including three straight with the A's...went 0-for-7 over the first two games before compiling a season-best 12-game hitting streak from April 3-19...went 20-for-51 (.392) with 18 runs, seven doubles, one triple, five home runs, nine RBI, nine walks and seven multiple hit games during the streak, which was the 11th of 10 or more games in his career...scored a run in each of the first eight games during the streak...led off the game with a home run April 5 at Houston, which was the first of five times he led off the game with a home run in 2013 (June 3 at Milwaukee, June 11 against New York-AL, Aug. 21 against Seattle and Sept. 1 vs. Tampa Bay)...homered and doubled in all three games at Houston April 5-7 to become the second player in Oakland history with both a double and a home run in three consecutive games (Matt Stairs, Aug. 14-16, 1997)...homered in a career-high four consecutive games from April 5-9...is the first leadoff hitter in Oakland history to homer in four straight games...the last Athletic to do it was Wally Moses (July 21-23, 1937)...stole two bases April 12 against Detroit and April 21 at Tampa Bay, the 30th and 31st multi-steal games of his career...had the fourth "walk-off sacrifice bunt" in Oakland history April 28 against Baltimore...the last was by Marco Scutaro on April 16, 2005 against Anaheim...finished April with 24 runs scored, which ranked second in the AL and set an Oakland record for runs in April...broke the previous mark of 23 by Jose Canseco in 1988...was also tied for second in the AL in stolen bases (8), ranked third in extra base hits (16) and tied for fourth in doubles (10) and walks (17)...was batting .283 with a .388 on-base percentage in 24 games when he was placed on the 15-day disabled list May 1 retroactive to April 30 with a strained left hamstring...it was his seventh career stint on the DL, his fourth with the A's...was reinstated from the DL May 15 and hit .320 with 18 runs scored over his first 26 games through June 15...had a career-high tying four hits June 3 at Milwaukee...also had four-hit games Aug. 23 at Baltimore and Sept. 27 at Seattle and now has 13 in his career...stole his 13th base of the season June 8 at Chicago (AL)...then stole just three bases over his next 60 games, including a career-high tying 25-game streak without a stolen base from July 27 to Aug. 30 (also Sept. 9, 2008-April 19, 2009)...was batting .300 entering play June 17...then went 9-for-65 (.138) over his next 17 games to fall to .260 on July 8...his seventh inning RBI single July 13 against Boston was the 500th RBI of his career...led off the game with a double July 22 at Houston to snap a career-high tying 21-game streak without an extra base hit and a career-high 35-game streak without a double...went 9-for-55 (.164) over a 15-game stretch from July 28 to Aug. 19, which saw his average fall to a season-low .246...then homered in three straight games Aug. 21-24 and Aug. 31-Sept. 2...with a streak of four straight games with a home run in April, he became the third player in Oakland history to homer in three straight games three or more times in one season (Jason Giambi, 4 times in 2001; Mark McGwire, three times in 1992, 1996 and

## ATHLETICS STOLEN BASE PERCENTAGE LEADERS

CAREER	SB	SBA	SB%
1. <b>Coco Crisp (2010-13)</b>	141	162	87.0%
2. Stan Javier (1986-95)	103	120	85.8%
3. Rajai Davis (2008-10)	116	145	80.0%
4. Rickey Henderson (1979-98)	867	1086	79.8%
5. Davey Lopes (1982-84)	62	78	79.5%
Jose Tartabull (1962-70)	62	78	79.5%

(min. 75 stolen base attempts)

SEASON	SB	SBA	SB%
1. Stan Javier, 1988	20	21	95.2%
2. <b>Coco Crisp, 2010</b>	32	35	91.4%
3. <b>Coco Crisp, 2012</b>	39	43	90.7%
4. Dick Howser, 1962	19	21	90.5%
5. Rickey Henderson, 1989	52	58	89.7%

(min. 20 stolen base attempts)

1997)...hit his 100th career home run Aug. 26 at Detroit, a solo shot off Anibal Sanchez in the third inning... homered eight times over a 14-game span from Aug. 21 to Sept. 4 and batted .351 with 17 hits and 14 RBI over that span...logged an extra base run in seven consecutive contests from Aug. 31 to Sept. 6 (two doubles, one triple, four home runs), which fell one short of the Oakland record...had seven home runs and 19 RBI in 24 games in September...tied for the AL lead in home runs and runs scored (23) in September and tied for third in RBI...the home runs were his most in a month...had three hits in Game 3 and four in Game 4 of the ALDS...the four hits tied the Athletics record for hits in a postseason game (11th time)...joins Carney Lansford (1990 ALCS Games 1 and 2) and Bert Campaneris (1973 World Series Game 7 and 1974 ALCS Game 1) as the only players in Athletics postseason history with back-to-back three-hit games...also tied Athletics postseason records with three walks in Game 1 and two doubles in Game 3...agreed to terms on a two-year contract extension through the 2016 season with a vesting option for 2017 on Feb. 7, 2014.

## ATHLETICS CONSECUTIVE STOLEN BASES, NO CAUGHT STEALING

36	Coco Crisp, July 16, 2011-June 19, 2012
28	Stan Javier, May 31-October 1, 1995
26	Mitchell Page, April 10-Aug. 13, 1977
26	Bert Campaneris, July 10-Sept. 11, 1976
25	Don Baylor, May 7-June 22, 1976
24	Coco Crisp, July 24-Sept. 13, 2010
24	Rickey Henderson, July 15-Aug. 21, 1989
24	Davey Lopes, July 11, 1983-June 26, 1984
22	Rickey Henderson, July 12-Aug. 2, 1983
21	Rickey Henderson, May 16-Aug. 11, 1992

## CAREER

**2012**—Batted .259 with 11 home runs, 46 RBI and a team-leading 39 stolen bases in 120 games...it was his third career 30-steal season...the only other players in Oakland history with three or more 30-steal seasons are Rickey Henderson (13), Bert Campaneris (8) and Billy North (4)...the steals were second only to his career-high 49 in 2011...ranked fourth in the American League in stolen bases and fifth in stolen base percentage (90.7%)...the stolen base percentage was third best in Oakland history...14 of his steals were of third base, which was second most in the AL...also ranked third in the AL in batting with runners in scoring position (.367) and tied for sixth with a career-high tying seven triples...hit 11 home runs, the first time he reached double figures since 2005...his .259 batting average was second lowest of his career (.228 in 2009 with Kansas City)...batted .172 over his first 38 games through June 13...was moved to the leadoff spot in the batting order June 14 and made each of his final 78 starts batting leadoff...hit .296 in 82 games total over that span...was batting .236 with 23 runs, five doubles, two triples, three home runs, 18 RBI, 20 walks and 16 stolen bases in 60 games before the All-Star Break (.299 on-base percentage, .318 slugging percentage)...then hit .281 with 45 runs, 20 doubles, five triples, eight home runs, 28 RBI, 25 walks and 23 stolen bases in 60 games after the break (.349 on-base percentage, .511 slugging percentage)...tied for the AL lead in triples and stolen bases after the break, tied for sixth in doubles and tied for 10th in extra base hits (33)...was 10th in the AL with a .308 batting average during the day...the switch-hitter batted .265 against right-handed pitching compared to .248 against left-handers...all four of his caught stealings came against left-handed pitchers...hit .234 with the bases empty compared to .317 with runners on base...10 of his 11 home runs were solo shots...hit five home runs in 40 day games and six home runs in 80 night games...batted .321 with seven stolen bases in interleague play...tied for fourth in interleague stolen bases...made 15 of his first 17 starts in left field before going on the DL May 4...then made 93 of his final 94 starts in center field following his return...overall, he made 94 starts in center field, 15 in left field and two at designated hitter...made a team-leading 81 starts batting leadoff...was the A's 13th different Opening Day starter in left field in the last 13 years...had 203 career starts in left entering the season, but none since October 2, 2005...made his first error April 7 against Seattle, snapping a 116-game errorless streak...was batting .194 in 18 games when he was placed on the 15-day disabled list May 4 retroactive to May 3 with an inner ear infection...was reinstated from the DL May 21 and went 10-for-67 (.149) over his first 20 games through June 13...was moved to the leadoff spot in the batting order June 14 at Colorado and went 3-for-6 that day against the Rockies...that began a 32-game stretch from June 14 to July 27 where he batted .346 with a .404 on-base percentage...stole three bases June 19 against Los Angeles (NL)...it was his fifth career game of three or more steals, his fourth with the A's...in Oakland history, only Rickey Henderson (45) and Bert Campaneris (10) have more three-steal games...also made his first error of the season as a center fielder in that game, snapping a 136-game errorless streak as a center fielder...was caught stealing after being picked off in the first inning June 21 against Los Angeles (NL), his first caught stealing since July 10, 2011 at Texas...that ended his Athletics record streak of 36 consecutive stolen bases without a caught stealing...led off the game with a home run June 27 at Seattle and did it again six days

later against Boston July 3...also had the game-ending RBI against the Red Sox, a sacrifice fly...is the first Athletic with a leadoff home run and walk-off RBI in the same game since Rickey Henderson did it against Chicago Aug. 12, 1992...had his second game-ending RBI July 22 against New York, a RBI single in the 12th inning off Cody Eppley to complete the A's four-game sweep of the Yankees...had his third career two-homer game July 25 at Toronto...that was part of a 41-game stretch from July 24 to Sept. 11 where 27 of his 44 hits were for extra bases (16 doubles, four triples, seven home runs)...batted .342 in July, which was his best single-month batting average since hitting .375 in Sept., 2008...it ranked eighth in the AL...then hit .259 in August but 17 of his 28 hits were for extra bases...tied for the AL lead in extra base hits in August, tied for second in doubles (11) and ranked fourth in stolen bases (9)...had his second "walk-off" sacrifice fly Aug. 3 against Toronto...is the second player in Oakland history with two "walk-off" sacrifice flies in one season (Rickey Henderson, 1992)...it was his third game-ending RBI of the season...hit five of his 11 home runs over a 15-game span from Aug. 16 to Sept. 1...had a career-high tying five RBI Aug. 19 against Cleveland...went nine consecutive games without a start from Sept. 19-27...then went 10-for-25 (.400) with nine runs, four doubles, a home run, four RBI and three steals over his final six games...led off the game with a home run Sept. 28 against Seattle...went 4-for-5 against the Mariners the next day, matching his career high in hits...started all five games in center field in the ALDS against the Tigers and hit .182 with a home run and two RBI...led off the series with a home run off Justin Verlander in Game 1 at Detroit, the fourth leadoff home run in Athletics postseason history...had a "walk-off" single in Game 4 in Oakland to lift the A's to a 4-3 win and even the series at 2-2...it was the seventh "walk-off" win in A's postseason history.

**2011**—Appeared in 136 games with the A's after playing in just 124 games over the previous two seasons...batted .264 with eight home runs and 54 RBI...stole a career-high 49 bases, which tied for the American League lead (Gardner, NYY)...became the first Athletic to lead the league in steals since Rickey Henderson had 66 in 1998...is the 10th player (26th time) in Oakland history to steal 40 bases in a season...was caught stealing just nine times and his stolen base percentage of 84.5 was third best in the AL...was a perfect 23 for 23 after the All-Star Break...21 of his steals came in the seventh inning or later, which led the majors and was the most by an Athletic since Henderson had 23 in 1990...47 came as a center fielder, which is the most by an Athletic since Bill North had 66 of his 75 steals in 1976 while playing center...ranked second in the AL with 11 steals of third base...in addition to stolen bases, he also led the A's in at bats (531) and hits (140) and tied for the team lead in runs scored (69)...the hits were second fewest in Oakland history by a team-leader in a non-strike season (Dave Revere, 136 in 1979)...struck out just 65 times and his average of 8.97 plate appearances per strikeout was 10th best in the AL...averaged 3.46 pitches per plate appearance, which was seventh lowest in the AL...the switch-hitter batted .289 against right-handed pitching compared to .211 against left-handers...hit .323 with runners in scoring position and two outs...appeared exclusively in center field on defense where he played in 133 games, including 130 starts...committed just one error in 324 chances for a .997 fielding percentage, which ranked third among AL outfielders...started 61 games in the leadoff spot, 45 hitting second and 24 batting third...went a career-high 24 consecutive games without a walk from April 3 to May 5...had three straight three-hit games, April 23-25 (9-for-14, .643)...committed his lone error of the season April 25 at Los Angeles (AL)...finished the season with a 113-game errorless streak...had a season-best 10-game hitting streak from June 10-22 (.289)...singled off Phil Humber to lead off the game June 12 in Chicago for his 1,000th career hit...his double in the eighth inning July 24 at New York was the 200th of his career...played in the 1000th game of his career July 27 against Tampa Bay...stole two bases July 30 and three July 31, both against Minnesota...is the first Athletic with five steals over a two-game stretch since Rickey Henderson also had five May 9-10, 1992 against New York...his second stolen base on the 31st was the 200th of his career...the three stolen bases matched his career-high until Aug. 6 when he stole four bases at Tampa Bay...those were the most steals by an Athletic since Rickey Henderson also had four Oct. 5, 1991 against Texas...was batting .278 when he missed six games with a strained right calf, Aug. 7-13...then hit .222 over his final 35 games...was a perfect 4 for 4 with two home runs and five RBI Aug. 24 at New York and matched his career highs in all three categories...homered from both side of the plate for the first time in his career...is just the fifth player (ninth time) in Athletics history to homer from both sides of the plate in the same game...the last was Nick Swisher on Sept. 9, 2007 at Texas...stole a base in six consecutive games from Sept. 22-27...that was the longest streak of his career and the longest by an Athletic since Rickey Henderson also had a six-game streak, Aug. 15-21, 1989...tied for the AL lead in September steals (11) despite appearing in just 18 games.

**2010**—Had his season interrupted by injury three times, but when healthy, he posted some of the best numbers on the team...hit .279 with eight home runs, 38 RBI and 32 stolen bases in 75 games...tied for ninth in the American League in stolen bases and had the second highest stolen base total in AL history among players who appeared in fewer than 80 games (Alex Cole had 40 steals in 63 games with Cleveland in 1990)...was caught stealing just three times for a Major League-leading stolen base percentage of 91.4%...that was the second best mark in Oakland history to Stan Javier in 1988 (20 for 21, 95.2%)...the switch hitter batted .329 with a .570 slugging percentage against left-handed pitching, .261 with a .389 slugging percentage against right-handers...batted .302 with six of his eight home runs and 21 of his 32 stolen bases in the Coliseum...hit .300 or better every month except July when he batted .191...batted .239 in 36 games through Aug. 6 and .316 over his final 39 games...started 74 games, including 73 in center field and one at designated hitter...made 73 of his starts batting leadoff and tied for third among AL leadoff hitters with his eight home runs...was placed on the 15-day disabled list April 3 with a fractured left pinky, an injury suffered April 2 at San Francisco in a spring training game...was reinstated May 21 and started two games in center field before straining his right intercostal muscle...was placed on the 15-day DL for a second time May 26, retroactive to May 23...batted .591 during a six-game rehab assignment with Sacramento, including a 5-for-5 game with five RBI June 18 against Salt Lake...was reinstated from the DL June 22...drove in a run in each of his first three games with the A's...is the third player in Oakland history with an RBI in at least each of his first three games with the club (Dick Allen, 6 games in 1977; David Justice, 4 games in 2002)...scored or drove in at least one run in 13 consecutive games from June 25 to July 10, which equaled the fourth longest such streak in Oakland history...stole 27 bases in 57 games after the break, which was second most in the majors...was ejected from the game July 20 against Boston in the 10th inning by home plate umpire Bob Davidson, his first ejection of the season...scored the 500th run of his career in the first inning Aug. 21 against Tampa Bay...had a pinch-hit two-run single in the ninth inning Sept. 7 against Seattle, the first pinch-RBI of his career...stole six bases in the three-game series against Boston, Sept. 10-12, which were the most by an Athletic in a three-game series since Rickey Henderson stole six against New York, May 8-10, 1992...that included three steals Sept. 10...had a streak of 24 consecutive stolen bases without being caught from July 24 to Sept. 13...had a streak of five consecutive games with a stolen base from Sept. 8 to 13 (nine steals total)...hit .310 with 10 stolen bases in 16 games in September...fractured his left pinky sliding into third base Sept. 18 at Minnesota and missed the remainder of the season.

**2009**—Batted .228 with 29 walks and 13 stolen bases in 49 games with Kansas City in a season that ended in mid-June due to injuries...was tied for the Major League lead with five triples and tied for seventh in the American League in stolen bases when he was placed on the 15-day disabled list June 14...posted 14 extra-base hits with 22 runs scored through May 7 with the Royals going 18-11...had just two extra-base hits and eight runs in his final 21 games of the season while playing with his injured shoulders...the Royals, beginning May 8, posted a 47-86 record the remainder of the season...hit .247 in April, .220 in May and .176 in five games in June...made all 49 of his starts with the Royals in center field...hit leadoff 47 times...equaled his career high with four walks May 5 against Chicago...also had two steals that day and swiped nine of his 13 bases over an 11-game span from May 5 to 17...was placed on the bereavement list June 1 and reinstated June 4...was placed on the 15-day DL with a right rotator cuff strain June 14 retroactive to June 13...had surgery to repair a torn labrum in his right shoulder June 24...was transferred to the 60-day DL July 2 and had surgery on his left shoulder later that month...missed the remainder of the season.

**2008**—Turned it on down the stretch to help the Red Sox to the AL Wild Card and a berth in the American League Championship Series in his final season with Boston...finished his Boston career with 70 stolen bases in 87 attempts for a 80.5 percent success rate...started the season fairly slow and was hitting .252 through July 31...proceeded to hit .341 in the months of August and September and then .417 in seven postseason games...tied for fourth in the AL with 10 bunt hits...stole 20 bases, becoming the first Red Sox player since Ellis Burks (1987-89) to record 20 or more steals in his first three seasons with the club...homed in three straight games from June 14-17...served a five-game suspension from June 28-July 2 for his role in Boston's on-field incident with Tampa Bay June 5 at Fenway Park...had 1 hit in 4 at bats in the Red Sox ALDS win over Los Angeles...turned it on in the ALCS against Tampa Bay, hitting .450 (9 for 20) with two doubles, an RBI and four walks in five games...recorded the game-tying hit with a two-out single in the eighth inning of Game 5 at Boston...the hit capped a historic comeback from a 7-0 deficit for the Red Sox, who won the game, 8-7.

**2007**—Rebounded from an injury-plagued 2006 season to start 137 games in center for the World Champion Red Sox...committed just one error in 416 total chances for a .998 fielding pct., the sixth-best mark among center fielders in Major League history at the time (min. 400 total chances)...went 153 games and 429 chances between errors from July 21, 2006 to Aug. 7, 2007...established a Red Sox outfielder record for consecutive errorless chances...led the club with seven triples...finished among the AL leaders in sac bunts (t-7th), triples (t-9th), bunt hits (t-5th) and steals (9th)...collected his first career two-home run game June 18 at Atlanta...hit his second career grand slam and equaled his career-best with five RBI July 5 vs. Tampa Bay...started all three of the Red Sox ALDS games and the first five ALCS games...suffered a bruised right knee hitting the wall to catch Casey Blake's fly ball for the final out of Game 7 of the ALCS, sending the Red Sox to the World Series...went 1 for 2 with a run scored in the World Series vs. Colorado, seeing action in 3 of the 4 games.

**2006**—Played in just 105 games in his first season with Boston as he was bothered by a left index finger fracture suffered in the first week of the regular season...began the season as the Red Sox leadoff man and led the team in steals while tying for first in sacrifice bunts...suffered a broken finger in his fifth game of the season April 8 at Baltimore on a stolen base attempt of third...missed 41 games before being reinstated May 28...the finger continued to bother him the rest of the season and he underwent surgery Sept. 26...missed the remainder of the season.

**2005**—Established career highs in batting (.300), hits (178) and doubles (42) in his final year with Cleveland...led the American League with 13 sacrifice bunts and ranked among the league leaders in doubles (t-5th), bunts in play (t-3rd), hitting vs. right-handed pitchers (.324, 5th) and road average (.323, 5th)...had an inside-the-park home run July 4 vs. Detroit...was named American League Player of the Week for Sept. 6-12...hit .517 (15 for 29) with three home runs, seven RBI and eight runs scored during the week...was on the disabled list from May 18 to June 1 with a sprained right thumb.

**2004**—Made his first Opening Day roster with the Indians...turned it on after a slow start and ranked ninth in the American League with a .318 batting average after the All-Star Break...hit his first career grand slam July 27 vs. Detroit...drove in a career-high 71 runs...posted hitting streaks of 14 (July 27-Aug. 13) and 12 (June 11-22) games.

**2003**—Opened the season with Triple-A Buffalo and was leading the International League in hitting (.360), hits (81) and runs scored (42) when he was recalled to Cleveland June 10...spent the remainder of the season at the big league level...ranked among American League rookie leaders in triples (3rd), stolen bases (3rd), batting average (6th) and runs (7th)...put 37 bunts in play, third overall in the AL...hit .400 during a 13-game hitting streak from July 18 to 31 and batted .351 overall in 26 July games.

**2002**—Had his contract selected from Double-A Akron Aug. 14 and made his Major League debut the next day...collected his first ML hit Aug. 16 at Anaheim off John Lackey...was sent to Triple-A Buffalo Aug. 30 to play in the International League playoffs but returned to the Indians after seven games...hit his first ML home run Sept. 11 vs. Toronto off Scott Wiggins...began the season in the Cardinals organization and hit .301 in 89 games with Double-A New Haven...played for Aguilas in the Dominican Winter League following the season.

**2001**—Earned St. Louis Cardinals Minor League Player of the Year honors and was a Carolina League All-Star after a stellar season with Single-A Potomac...led the Carolina League in hits (162), total bases (224), games played (139) and at bats (530), ranked second in runs scored (80) and stolen bases (39) and was third in batting (.306).

**2000**—Split the season between short season Single-A New Jersey and Single-A Peoria...began the year in extended spring training making the conversion to an outfielder after playing exclusively at second base during his first pro campaign in 1999...combined to steal 32 bases in 38 attempts between the stops...appeared in 52 games in the outfield and four at second base.

**1999**—Began his professional career as a second baseman for Johnson City in the Cardinals organization...ranked fourth in the Appalachian League in stolen bases (27)...committed 24 errors in 64 games at second base.

## PERSONAL/MISCELLANEOUS

Covelli Loyce Crisp...was originally signed by St. Louis scout Chuck Fick...has three children, daughter, Amalee, and sons Caden and Collin...as a youngster, his great grandmother Wilda Smith called him "Co"...his sister, Sheileah, and godbrother, Marcus, inspired by the character and the name on the Coco Krispies cereal box, lengthened his nickname to "Coco"...was Covelli until the 2002 season when the "Coco" nickname stuck...graduated from Inglewood (CA) High School and attended Pierce Junior College in Los Angeles...played third base in high school...participated in the MLB RBI (Reviving Baseball in Inner Cities) Program as a youth...was inducted into the RBI League Hall of Fame in 2006 and the Pierce JC Hall of Fame in 2012...narrated an ESPN special on the MLB RBI Program in August, 2007...named recipient of the 2013 Jim "Catfish" Hunter Award, which honors an A's player whose play on the field and conduct in the clubhouse best exemplifies the courageous, competitive and inspirational spirit demonstrated by the late Hall of Fame pitcher.

## LIFETIME PLAYING RECORD

Year	Club	AVG.	G	AB	R	H	2B	3B	HR	RBI	SH	SF	HP	BB	SO	SB	CS	SLG	OBP	E
1999	Johnson City	.258	65	229	55	59	5	4	3	22	8	2	2	44	41	27	5	.354	.379	24
2000	New Jersey	.239	36	134	18	32	5	0	0	14	5	0	1	11	22	25	3	.276	.301	2
	Peoria	.276	27	98	14	27	9	0	0	7	4	0	0	16	15	7	3	.367	.377	0
2001	Potomac	.306	139	530	80	162	23	3	11	47	7	1	1	52	64	39	21	.423	.368	6
2002	New Haven	.301	89	355	61	107	16	1	9	47	5	1	0	36	56	26	10	.428	.365	3
	Akron	.406	7	32	9	13	1	0	1	4	1	0	0	3	3	4	0	.531	.457	0
	CLEVELAND	.260	32	127	16	33	9	2	1	9	3	2	0	11	19	4	1	.386	.314	1
	Buffalo	.238	4	21	3	5	1	0	0	2	0	0	0	2	1	0	0	.286	.238	0
2003	Buffalo	.360	56	225	42	81	19	6	1	24	9	2	5	26	24	20	8	.511	.434	3
	CLEVELAND	.266	99	414	55	110	15	6	3	27	7	3	0	23	51	15	9	.353	.302	1
2004	CLEVELAND	.297	139	491	78	146	24	2	15	71	9	2	0	36	69	20	13	.446	.344	4
2005	CLEVELAND	.300	145	594	86	178	42	4	16	69	13	5	0	44	81	15	6	.465	.345	5
2006	BOSTON	.264	105	413	58	109	22	2	8	36	7	0	1	31	67	22	4	.385	.317	1
	Pawtucket	.333	1	3	0	1	0	0	0	2	0	0	0	1	0	0	0	.333	.500	0
2007	BOSTON	.268	145	526	85	141	28	7	6	60	9	5	1	50	84	28	6	.382	.330	1
2008	BOSTON	.283	118	361	55	102	18	3	7	41	8	4	1	35	59	20	7	.407	.344	2
2009	KANSAS CITY	.228	49	180	30	41	8	5	3	14	4	1	1	29	23	13	2	.378	.336	3
2010	Stockton	.833	2	6	2	5	0	1	1	3	0	0	0	1	0	0	0	1.667	.857	0
	OAKLAND	.279	75	290	51	81	14	4	8	38	3	5	0	30	49	32	3	.438	.342	2
	Sacramento	.591	6	22	7	13	2	1	0	5	0	0	0	2	3	2	1	.773	.625	0
2011	OAKLAND	.264	136	531	69	140	27	5	8	54	4	6	1	41	65	49	9	.379	.314	1
2012	OAKLAND	.259	120	455	68	118	25	7	11	46	6	2	0	45	64	39	4	.418	.325	3
2013	OAKLAND	.261	131	513	93	134	22	3	22	66	2	8	0	61	65	21	5	.444	.335	0
<b>ML Totals</b>		<b>.272</b>	<b>1294</b>	<b>4895</b>	<b>744</b>	<b>1333</b>	<b>254</b>	<b>50</b>	<b>108</b>	<b>531</b>	<b>75</b>	<b>43</b>	<b>5</b>	<b>436</b>	<b>696</b>	<b>278</b>	<b>69</b>	<b>.411</b>	<b>.330</b>	<b>24</b>

## CAREER TRANSACTIONS

**1999** — Selected by the St. Louis Cardinals organization in the 7th round of the free agent draft. **2002** — Traded to the Cleveland Indians as the player to be named later in the July 19 trade in which Cleveland traded pitcher Chuck Finley for outfielder Luis Garcia, August 5. **2005** — On disabled list, May 18 to June 1. **2006** — Traded to the Boston Red Sox with pitcher David Riske and catcher Josh Bard for pitcher Guillermo Mota, infielder Andy Marte, catcher Kelly Shoppach, cash considerations and a player to be named later, January 27. On disabled list, April 9 to May 27; included rehabilitation assignment to Pawtucket, May 27. **2008** — On suspended list, June 28 to July 2. Traded to the Kansas City Royals for pitcher Ramon Ramirez, November 19. **2009** — On disabled list, June 13 to end of season. Elected free agency, November 9; signed by the Oakland Athletics, December 23. **2010** — On disabled list, April 3 to May 20; included rehabilitation assignment to Stockton, May 18 to 20. On disabled list, May 23 to June 21; included rehabilitation assignment to Sacramento, June 15 to 21. **2011** — Elected free agency, October 30. **2012** — Re-signed by Oakland, January 5. On disabled list, May 3 to 20. **2013** — On the disabled list, April 30 to May 14.

## DIVISION SERIES RECORD

Year	Club/Opp.	AVG.	G	AB	R	H	2B	3B	HR	RBI	SH	SF	HP	BB	SO	SB	CS	SLG	OBP	E
2007	BOS vs. LAA	.200	3	10	0	2	0	0	0	2	0	0	0	1	3	1	0	.200	.273	0
2008	BOS vs. LAA	.250	2	4	2	1	0	0	0	0	0	0	0	1	0	1	0	.250	.400	0
2012	OAK vs. DET	.182	5	22	3	4	0	0	1	2	0	0	0	2	0	0	0	.318	.182	1
2013	OAK vs. DET	.389	5	18	4	7	2	1	0	2	0	1	0	3	2	1	0	.611	.455	0
<b>Totals</b>		<b>.259</b>	<b>15</b>	<b>54</b>	<b>9</b>	<b>14</b>	<b>2</b>	<b>1</b>	<b>1</b>	<b>6</b>	<b>0</b>	<b>1</b>	<b>0</b>	<b>5</b>	<b>7</b>	<b>3</b>	<b>0</b>	<b>.389</b>	<b>.317</b>	<b>1</b>

## LEAGUE CHAMPIONSHIP SERIES RECORD

Year	Club/Opp.	AVG.	G	AB	R	H	2B	3B	HR	RBI	SH	SF	HP	BB	SO	SB	CS	SLG	OBP	E
2007	BOS vs. CLE	.143	7	21	2	3	1	0	0	0	0	0	0	0	6	1	0	.190	.143	0
2008	BOS vs. TB	.450	5	20	2	9	2	0	0	1	0	0	0	4	3	0	0	.550	.542	0
<b>Totals</b>		<b>.293</b>	<b>12</b>	<b>41</b>	<b>4</b>	<b>12</b>	<b>3</b>	<b>0</b>	<b>0</b>	<b>1</b>	<b>0</b>	<b>0</b>	<b>0</b>	<b>4</b>	<b>9</b>	<b>1</b>	<b>0</b>	<b>.365</b>	<b>.356</b>	<b>0</b>

## WORLD SERIES RECORD

Year	Club/Opp.	AVG.	G	AB	R	H	2B	3B	HR	RBI	SH	SF	HP	BB	SO	SB	CS	SLG	OBP	E
2007	BOS vs. COL	.500	3	2	1	1	0	0	0	0	0	0	0	0	0	0	0	.500	.500	0



## VS. THE AMERICAN LEAGUE

2013		CAREER								
AVG.	AB	H	HR	RBI	vs. TEAM	AVG.	AB	H	HR	RBI
.345	29	10	2	3	Baltimore	.279	262	73	5	35
.167	24	4	0	3	Boston	.202	168	34	3	15
.292	24	7	1	3	Chicago	.290	352	102	11	42
.000	1	0	0	0	Cleveland	.279	172	48	3	16
.286	21	6	1	3	Detroit	.318	352	112	7	41
.339	56	19	4	10	Houston	.333	60	20	4	10
.136	22	3	0	5	Kansas City	.227	388	88	4	47
.214	70	15	2	4	Los Angeles	.247	372	92	9	35
.292	24	7	3	8	Minnesota	.288	392	113	11	38
.500	6	3	1	1	New York	.277	329	91	6	31
—	0	0	0	0	Oakland	.280	157	44	3	13
.250	52	13	2	4	Seattle	.273	392	107	8	34
.364	22	8	3	4	Tampa Bay	.277	289	80	7	34
.254	63	16	2	12	Texas	.266	331	88	7	44
.160	25	4	0	1	Toronto	.244	308	75	7	25

## VS. THE NATIONAL LEAGUE

2013		CAREER								
AVG.	AB	H	HR	RBI	vs. TEAM	AVG.	AB	H	HR	RBI
—	0	0	0	0	Arizona	.263	57	15	0	3
—	0	0	0	0	Atlanta	.367	49	18	3	9
.167	12	2	0	2	Chicago	.167	12	2	0	2
.091	11	1	0	0	Cincinnati	.293	82	24	5	23
—	0	0	0	0	Colorado	.222	45	10	0	6
—	0	0	0	0	Los Angeles	.278	18	5	0	1
—	0	0	0	0	Miami	.179	28	5	1	1
.357	14	5	1	1	Milwaukee	.273	22	6	1	1
—	0	0	0	0	New York	.324	34	11	0	3
—	0	0	0	0	Philadelphia	.360	25	9	1	4
.333	12	4	0	0	Pittsburgh	.387	31	12	0	1
.222	9	2	0	0	St. Louis	.214	28	6	0	0
—	0	0	0	0	San Diego	.313	48	15	1	5
.313	16	5	0	2	San Francisco	.291	79	23	0	9
—	0	0	0	0	Washington	.385	13	5	1	3

## MONTHLY BREAKDOWN

2013		CAREER								
AVG.	AB	H	HR	RBI	by MONTH	AVG.	AB	H	HR	RBI
—	0	0	0	0	March	.091	11	1	0	0
.283	99	28	5	12	April	.261	629	164	9	55
.283	53	15	0	9	May	.242	561	136	8	53
.259	85	22	4	7	June	.283	849	240	24	99
.186	102	19	1	10	July	.272	915	249	14	97
.304	79	24	5	9	August	.271	1034	280	30	114
.274	95	26	7	19	September	.295	863	255	23	108
—	0	0	0	0	October	.242	33	8	0	5

## BATTING BREAKDOWN

2013		CAREER								
AVG.	AB	H	HR	RBI	by CATEGORY	AVG.	AB	H	HR	RBI
.228	232	53	9	31	Home	.275	2368	652	47	283
.288	281	81	13	35	Road	.269	2527	681	61	248
.225	204	46	10	29	Day	.262	1537	402	34	175
.285	309	88	12	37	Night	.277	3358	931	74	356
.263	285	75	9	35	Pre-ASG	.264	2403	634	49	250
.259	228	59	13	31	Post-ASG	.280	2492	699	59	281
.218	188	41	6	18	vs. LHP	.264	1550	409	39	172
.286	325	93	16	48	vs. RHP	.276	3345	924	69	359
.271	96	26	3	43	RISP	.286	1065	305	21	411
.222	9	2	0	8	Bases Loaded	.295	105	31	2	89
.500	2	1	0	0	Pinch Hitter	.278	18	5	0	2
.250	80	20	2	10	Designated Hitter	.237	135	32	2	15

## BALLPARK BREAKDOWN

	AVG.	AB	H	HR	RBI
Angel Stadium	.286	185	53	5	16
AT&T Park	.243	37	9	0	5
Ballpark in Arlington	.270	185	50	2	18
Busch Stadium	.091	11	1	0	0
Camden Yards	.310	126	39	4	19
Chase Field	.192	26	5	0	1
Citi Field	.214	14	3	0	1
Citizens Bank Park	.417	12	5	1	3
Comerica Park	.325	157	51	3	14
Coors Field	.364	11	4	0	1
Fenway Park	.274	678	186	6	74
Great American Ball Park	.265	34	9	3	11
Kauffman Stadium	.223	287	64	3	26
Mall of America Field	.228	171	39	4	12
Miller Park	.357	14	5	1	1
Minute Maid Park	.381	42	16	4	9
O.co Coliseum	.273	957	261	27	119
Old Yankee Stadium	.283	127	36	2	11
PETCO Park	.375	24	9	1	2
PNC Field	.350	20	7	0	0
Progressive Field	.282	904	255	18	104
Rogers Centre	.231	134	31	4	10
Safeco Field	.257	206	53	3	16
Shea Stadium	.364	11	4	0	2
Sun Life Stadium	.000	11	0	0	0
Target Field	.263	57	15	1	4
Tokyo Dome	.091	11	1	0	0
Tropicana Field	.252	151	38	3	16
Turner Field	.395	38	15	3	7
U.S. Cellular Field	.265	219	58	8	22
Yankee Stadium	.314	35	11	2	7

## FIELDING STATISTICS

Outfield								
YEAR	PCT.	G	PO	A	E	TC	DP	
2002	.988	32	82	1	1	84	1	
2003	.995	90	213	5	1	219	2	
2004	.986	128	286	5	4	295	1	
2005	.985	145	315	3	5	323	0	
2006	.996	103	246	3	1	250	3	
2007	.998	144	408	7	1	416	4	
2008	.992	114	234	4	2	240	1	
2009	.976	49	120	0	3	123	0	
2010	.989	73	182	2	2	186	0	
2011	.997	133	321	2	1	324	1	
2012	.989	113	272	4	3	279	2	
2013	1.000	110	307	2	0	309	1	
<b>Totals</b>	<b>.992</b>	<b>1234</b>	<b>2986</b>	<b>38</b>	<b>24</b>	<b>3048</b>	<b>16</b>	

## CRISP'S CAREER HIGHS

**Hits:** 4 (13 times), last: September 27, 2013 at Seattle. Also had 4 hits in Game 4 of the 2013 ALDS at Detroit

**Home Runs:** 2 (three times), July 25, 2012 at Toronto; August 24, 2011 at New York (AL); June 18, 2007 at Atlanta

**Runs Batted In:** 5 (five times), last: August 19, 2012 vs. Cleveland

**Stolen Bases:** 4, August 6, 2011 at Tampa Bay; 3 (four times), last: June 19, 2012 vs. Los Angeles (NL); 2 (26 times), last: April 21, 2013 at Tampa Bay

**Hitting Streak:** 14, July 27 to August 13, 2004

**Hitless Streak (At Bats):** 23 (twice), last: May 21 to June 1, 2008

**Game Ending RBI:** 5, August 3, 2012 vs. Toronto (sacrifice fly); July 22, 2012 vs. New York-AL (single); July 3, 2012 vs. Boston (sacrifice fly); August 14, 2007 vs. Tampa Bay (single); May 1, 2004 vs. Baltimore (single). Also had a single in Game 4 of the 2012 ALDS vs. Detroit

**Grand Slams:** 2, July 5, 2007 vs. Tampa Bay (J.P. Howell); July 27, 2004 vs. Detroit (Gary Knotts)

**Pinch-Hit Home Runs:** None.

**Inside-The-Park Home Runs:** 1, July 4, 2005 vs. Detroit (Game 2) (Fernando Rodney)

**Lead Off Home Runs:** 13, September 1, 2013 vs. Tampa Bay (Jamey Wright); August 21, 2013 vs. Seattle (Hisashi Iwakuma); June 11, 2013 vs. New York-AL (CC Sabathia); June 3, 2013 at Milwaukee (Marco Estrada); April 5, 2013 at Houston (Brad Peacock); September 28, 2012 vs. Seattle (Blake Beavan); September 1, 2012 vs. Boston (Felix Doubront); July 3, 2012 vs. Boston (Jon Lester); June 27, 2012 at Seattle (Kevin Millwood); April 20, 2011 vs. Boston (Clay Buchholz); September 6, 2010 vs. Seattle (Jason Vargas); August 18, 2003 vs. Tampa Bay (Rob Bell); August 6, 2003 vs. Seattle (Joel Pineiro). Also had a leadoff home run in Game 1 of the 2012 ALDS at Detroit (Justin Verlander).

## ATHLETICS MOST ALL-STAR GAME SELECTIONS

9	Mark McGwire
6	Jim Hunter
6	Reggie Jackson
6	Rickey Henderson
5	Bert Campaneris
5	Bob Johnson
5	Jose Canseco



## THIRD BASEMAN

**Height/Weight:** 6-0 / 221

**Bats/Throws:** Right / Right

**Birthdate:** December 8, 1985

**Opening Day Age:** 28

**Birthplace/Resides:** Pensacola, Florida / Daphne, Alabama

**Major League Service:** 1 year, 158 days

**Obtained:** Acquired from the Chicago Cubs with pitcher Sean Gallagher, infielder Eric Patterson and outfielder Matt Murton for pitchers Rich Harden and Chad Gaudin, July 8, 2008

**Contract Status:** First year of a one-year contract through 2014.

## CAREER HIGHLIGHTS

Converted from catcher to a third baseman during the spring of 2012 and established himself as one of the top third basemen in the American League one year later after batting .301 with 24 home runs and 93 RBI in 158 games...finished fourth in AL MVP voting...earned AL Player of the Month honors in Sept., 2013...is a .277 hitter in 247 games in three seasons, all with Oakland...made his Major League debut with the A's in 2010, his fourth professional season...was acquired from the Chicago Cubs organization in the Rich Harden trade in July of 2008...hit .275 with 81 home runs and 370 RBI in 539 games in six seasons in the minors...played for league champions at Midland in 2009, Stockton in 2008 and Phoenix in the Arizona Fall League in 2008...was originally drafted by the Cubs as a compensation pick following the first round of the 2007 draft.

## 2013 HIGHLIGHTS

Was the A's top offensive performer in 2013 as he batted .301 with 24 home runs and 93 RBI in 158 games...became the eighth player in Oakland history to hit at least .300 with 20 or more home runs and 90 or more RBI, the first since Miguel Tejada in 2002...ranked sixth in the American League in on-base percentage (.384), tied for sixth in times on base (256), tied for seventh in walks (76), ninth in slugging percentage (.499) and total bases (289) and 10th in RBI and pitches seen (2688)...also tied for fourth in the AL with 56 multiple hit games...that was the third highest total in Oakland history and fell one short of the record of 57 (Tejada, 2002; Kotsay, 2004)... finished fourth in AL Most Valuable Player voting behind Miguel Cabrera, Mike Trout and Chris Davis...received one first place vote...led the A's in games, batting average, RBI, walks, on-base percentage, total bases and extra base hits (64) and tied for the team lead in hit by pitches (6)...had career highs in every offensive category after appearing in just 89 games over his first three seasons...ranked third in the AL with a .364 batting average with runners on base...it was the fourth best batting average with runners on base in Oakland history...had a .252 average with the bases empty...his career splits are .329 (122-for-371) with runners on, .239 (123-for-514) with the bases empty...ranked third in the AL with a .335 batting average against left-handed pitchers, fifth with a .328 average in the seventh inning or later, sixth with a .316 average at night, seventh with a .309 average on the road and ninth with a .336 average with runners in scoring position...now has a .320 (64-for-200) career average with RISP...went 8-for-12 (.667) with a double, home run and 16 RBI with the bases loaded...the batting average was second best in the AL...it was the best in Oakland history among players with 10 or more plate appearances (Giambi, .636 in 2000)...is now 12-for-22 (.545) in his career with the bases loaded...tied for fourth in the AL with 11 home runs against left-handed pitching...had a .631 slugging percentage against lefties, which ranked second in the AL, compared to .442 against righties...hit 12 of his 24 home runs with runners on base (nine two-run, two three-run, one grand slam)...17 of his 34 career home runs have come with runners on...14 came in the sixth inning or later...ranked second among AL third baseman in doubles (37), RBI (90), walks (76) and on-base percentage (.384), was third in batting (.300) and fourth in home runs (24) and slugging percentage (.502)...the .300 batting average as a third baseman was third best in Oakland history...was hitting .310 with 16 home runs and 61 RBI in 93 games before the All-Star Break...then batted .286 with eight home runs and 32 RBI in 65 games after the break...had a .366 average with six home runs and 17 RBI in 20 interleague games...the six home runs tied the Oakland interleague record (Moss, 2012; Te-

## OAKLAND A'S MOST MULTIPLE HIT GAMES

- 57 Mark Kotsay, 2004
- 57 Miguel Tejada, 2002
- 56 Josh Donaldson, 2013**
- 55 Jose Canseco, 1988
- 52 Terrence Long, 2001
- 52 Joe Rudi, 1972
- 52 Claudell Washington, 1975

jada, 2000)...also had the third best slugging percentage (.662), tied for the third most runs (16) and hits (26) and had the fourth most RBI...tied for fifth in the majors in interleague home runs in 2013, tied for seventh in RBI and ranked 10th in on-base percentage (.439) and slugging percentage (.662)...now has a .348 (32-for-92) career average against the National League with seven home runs and 22 RBI in 26 games...started 157 games, including 155 at third base at two at designated hitter...his 155 starts ranked third among AL third basemen and tied for fifth in Oakland history...they were the most since Sal Bando also made 155 starts in 1976...now has 226 career games at third base, which is sixth most in Oakland history...led Major League third baseman and ranked fourth in Oakland history with 143 putouts...they were the most by an A's third baseman since Sal Bando had 158 in 1970...tied for first among AL third basemen with 16 errors and was fourth in total chances (414)...went 3-for-9 (.333) in his two starts at designated hitter...started games at every spot in the order except first and ninth...hit .353 in 38 games batting sixth, .321 in 29 games batting fifth and .220 in 30 games hitting third.

**OAKLAND:** Was the A's Opening Day starter at third base but went 3-for-25 (.120) over his first seven games...then had a streak of five straight multiple hit games from April 9 to 13 (10-for-22, .455)...had his first career game-ending RBI April 12 against Detroit, a home run in the bottom of the 12th inning...added two more later in the season, a RBI single in the 11th inning July 14 against Boston and a RBI single in the ninth inning Sept. 17 against Los Angeles (AL)...was a perfect 4 for 4 April 27 against Baltimore, matching his career high in hits (August 17, 2012 vs. Cleveland)...also had four-hit games May 14 against Texas and May 25 at Houston...was named American League Player of the Week for the week of April 22-28...it was his first career weekly honor...went 12 for 22 (.545) with four runs, seven doubles (.864 slugging percentage), 10 RBI and seven walks (1 sf, .633 on-base percentage) in seven games...finished April with a .314 batting average, 10 doubles and 20 RBI...tied for fourth in the AL in doubles in April and tied for sixth in RBI...then hit .330 with eight doubles and six home runs in 28 games in May...went 12-for-26 (.462) during a seven-game hitting streak from May 11-18, which was the longest of his career at the time...made his Major League debut at shortstop in the ninth inning May 24 at Houston...had one appearance at shortstop in the minors with Triple-A Sacramento on Aug. 2, 2012...went 3-for-4 June 5 at Milwaukee to lift his batting average to a season-high .332...then went 6-for-41 (.146) over his next 10 games to fall to .303 at the conclusion of play June 17...hit his first career grand slam in the sixth inning June 7 at Chicago (AL), turning a 3-0 deficit into a 4-3 win...hit .390 (23-for-59) with five home runs and 14 RBI over a 17-game stretch from June 18 to July 7...had a career-high 17-game streak without an RBI from July 19-Aug. 6...had a career-high tying 0-for-17 streak July 24-29 (third time, last: April 13-May 14, 2012)...went 0-for-3 July 27 against Los Angeles (AL) to fall under .300 (.299) for the first time since May 13...finished July with a .233 batting average and eight RBI in 25 games...his average fell to .291 on Aug. 9...then hit .323 with seven home runs and 30 RBI over his final 46 games...reached base safely via hit or walk in a career-high 28 consecutive games from Aug. 25-Sept. 23...it was the longest reaching base streak by an Athletic over the last five years...hit .379 with a .472 on-base percentage during the streak...had a career-high 11-game hitting streak from Sept. 3-15...batted .450 (18-for-40) with 12 runs, six doubles, four home runs, 11 RBI, seven walks (1 hbp, .542 on-base percentage) and six multiple hit games during the streak...had his sixth two-double game of the season Sept. 3 against Texas, which tied an Oakland record for most games with two or more doubles in a season (sixth time, last: Bobby Crosby in 2004)...scored a career-high three runs Sept. 6 against Houston...had his batting average up to .307 Sept. 23 before going 0-for-12 over his final four games to finish the year at .301...was named American League Player of the Month for September after batting .337 with 20 runs, eight doubles, five home runs, 16 RBI, 17 walks and 11

### 2013 AMERICAN LEAGUE MOST VALUABLE PLAYER VOTING

Player	1st	2nd	3rd	4th	5th	6th	7th	8th	9th	10th	Points
Miguel Cabrera, DET	23	7									385
Mike Trout, LAA	5	19	3	1	1		1				282
Chris Davis, BAL	1	4	11	12	1		1				232
<b>Josh Donaldson, OAK</b>	<b>1</b>		<b>14</b>	<b>9</b>	<b>3</b>	<b>3</b>					<b>222</b>
Robinson Cano, NYY			1	5	9	2	6	5	2		150
Evan Longoria, TB					4	6	6	4	5	3	103
Dustin Pedroia, BOS				1	5	5	5	4	2	1	99
Adrian Beltre, TEX					2	8	7	3	4	2	99
Manny Machado, BAL					2	1	2	5	5	7	57
David Ortiz, BOS				2	1	2	2	1	2	2	47

multiple hit games in 25 games...ranked third in the AL in runs in September, fourth in walks, tied for seventh in extra base hits (13) and tied for 10th in doubles...he is the first Athletic to win Player of the Month honors since Eric Chavez in Sept., 2001...started all five games at third base in the ALDS against Detroit and went 3-for-21 (.143) with eight strikeouts.

## CAREER

**2012**—Was moved to third base following the injury to Scott Sizemore at the start of Spring Training and made the A's Opening Day roster...batted .153 with one home run and seven RBI in 28 games over two stints with the A's prior to the All-Star Break...returned in mid-August to hit .290 with 11 doubles, eight home runs and 26 RBI over his final 47 games...had a .241 batting average in 75 games overall...added 16 doubles, which was fourth most among American League rookies...also ranked sixth among rookies in home runs (9) and tied for seventh in RBI (33)...batted .246 with five home runs in 191 at bats against right-handed pitching compared to .229 with four home runs in 83 at bats against left-handers...hit six of his nine home runs on the road...his average improved to .296 with runners in scoring position...made 71 starts at third base and three at catcher...also appeared in one game at first base...committed 12 errors as a third baseman for a .945 fielding percentage...hit in every spot in the order except first, third and fourth...batted .322 in 22 games hitting seventh and .232 in 35 games from the six spot...was on the A's Opening Day roster but hit just .094 with 13 strikeouts in nine games before being optioned to Sacramento April 23...made his first start of the season March 29 against Seattle in Tokyo at third base...it was his Major League debut at third as his ML experience prior to 2012 included seven games at catcher and two at first base...had 53 minor league games at third including 27 with Sacramento in 2011...made nine starts, all at third base, during his first stint...was recalled for his second stint May 12 and hit .182 with one home run and six RBI in 19 games before he was optioned to Sacramento a second time June 21...started 15 of the A's first 18 games at third base following his return...doubled in the eighth inning May 14 at Los Angeles (AL) to snap a career-high tying 0-for-17 streak (May 1-13, 2010)...had career-highs in doubles (2) and RBI (5) May 18 at San Francisco...drew his first walk of the season June 13 at Colorado, snapping a streak of 30 consecutive games without a walk dating back to 2010...made the final three starts of his second stint with the A's at catcher after Brandon Inge returned from the DL May 28...was optioned to Sacramento June 21 when Derek Norris was recalled...returned for a third time Aug. 14 when Inge went on the DL again and started 47 of the A's final 48 games at third base...hit .415 with a home run and seven RBI in his first 11 games following his return...went 4-for-4 against Cleveland Friday Aug. 17, his first career four-hit game...went 16-for-41 (.390) with six doubles, two home runs and 14 RBI on Fridays...batted .215 with 10 doubles, seven home runs and 19 RBI on all other days of the week...homered in three straight games Aug. 29-31, the first time he homered in consecutive games in his career...the streak ended Sept. 2 against Boston but he homered the next day against Los Angeles (AL)...started all five games of the ALDS against Detroit at third base and hit .294 with a double and walk...batted .335 with 13 home runs and 45 RBI in 51 games with Sacramento...added 23 walks for a .402 on-base percentage...slugged .598...hit .366 against right-handed pitching compared to .266 against left-handers...batted .382 on the road, .347 when leading off an inning and .310 with runners in scoring position...batted .462 with five home runs in nine day games, .306 with eight home runs in 42 night games...had a .446 batting average in the fourth through sixth innings...appeared in 26 games at third base, 22 at catcher and one each at second base, shortstop and left field...committed two errors as a third baseman for a .966 fielding percentage...tossed out 6 of 20 (30.0%) attempted base stealers...hit safely in each of his first eight games with Sacramento following his option from Oakland April 23, his longest hitting streak of the season...went 14-for-29 (.483) with four home runs and 13 RBI during the streak...had seven straight games with an RBI from April 28 to May 5 (13 RBI total)...was named Pacific Coast League Batter of the Week for the week of April 30-May 6 after going 11-for-19 (.579) with seven runs, one double, two home runs and nine RBI...was batting .447 with five home runs and 14 RBI in 13 games when he was recalled by Oakland May 12...returned June 23 and had season-highs in hits (4) and RBI (5) June 25 at Las Vegas...had a grand slam July 1 against Colorado Springs...had three straight three-hit games from July 4-6 at Fresno (9-for-15, .600), including a two-home run, five-RBI performance on the 4th...was batting .400 on July 7 but then went 28-for-104 (.269) over his final 25 games at Triple-A.

**2011**—With the exception of a two-day stay with Oakland in April, spent the entire season at Triple-A Sacramento...was recalled by the A's April 27 when Kurt Suzuki went on the paternity list...did not appear in a game before being optioned back to Sacramento April 29 when Suzuki returned...batted .261 with 17 home runs and 70 RBI in 115 games with the River Cats...tied for third in the A's farm system

in runs (79) and tied for fifth in home runs...hit .172 over his first 25 games, .321 with 12 of his 17 home runs over a 54-game stretch from May 13 to July 24 and .228 over his final 36 contests...was successful in each of 11 stolen base attempts before the All-Star Break...appeared in 71 games at catcher and committed 14 errors, which was the most among Pacific Coast League catchers...also led PCL catchers with nine double plays...tossed out 32 of 86 (37.2%) attempted base stealers...also appeared in 27 games at third base, 15 at designated hitter, two at second base, one at first base, one in left field and one in right field...made four errors as a third baseman and two as an outfielder for 20 errors total...hit in every spot in the order except leadoff...was batting .158 with one home run and six RBI in 15 games when he was promoted April 27...had his lone two-homer game of the season and drove in a season-high six runs June 15 at Salt Lake City...hit five home runs over a nine-game span from June 15-26 and finished June with six home runs...was suspended by the PCL for three games, June 30 to July 2, for an intentional throwing incident...went 13-for-26 (.500) with 10 runs, five two doubles, two home runs and seven RBI during an eight-game hitting streak from July 16-24...scored a run seven consecutive games from July 18-25 (11 runs total)...hit .321 in July, his best single-month mark in 2011...scored at least one run in seven straight games again from Aug. 30 to Sept. 5 (10 runs total)...hit .323 with two home runs and nine RBI in eight postseason games...played for Escogido in the Dominican Winter League following the season and hit .286 with two home runs and 10 RBI in 15 games.

**2010**—Made his Major League debut, batting .156 with a home run and four RBI in 14 games over two stints with Oakland...hit .250 against left-handed pitching, went 0-for-12 against right-handers...hit .143 with the bases empty and .250 with runners in scoring position...appeared in seven games, including five starts, at catcher and two games, one start, at first base...tossed out 2-of-6 (33.3%) attempted base stealers...was selected from Triple-A Sacramento April 30 and made his ML debut that night at Toronto, striking out as a pinch hitter in the eighth inning...started at catcher the next day, hitting a two-run home run off Dana Eveland in the fourth inning May 1 at Toronto for his first big league hit...then went 0 for his next 17 before singling in the fourth inning May 13 at Texas...was batting .154 with a home run and three RBI in 10 games when he was optioned back to Sacramento May 16...returned to Oakland following the conclusion of the River Cats' season Sept. 14 and went 1-for-6 (.167) with a RBI in four games, including one start each at designated hitter and first base...spent the balance of the season at Sacramento where he batted .238 with 18 home runs and 67 RBI in 86 games in his Triple-A debut...batted .292 with 12 of his 18 home runs with runners on base...appeared in 64 games at catcher, eight at third base, three at first base and one in left field...tossed out 33 of 84 (39.3%) attempted base stealers...had his first of two two-homer games April 23 against Portland...was batting .269 with five doubles, four home runs and 19 RBI in 18 games at the time of his promotion to Oakland April 30...had his second two-homer game July 6 at Reno...was named to the Pacific Coast League Midseason All-Star Team at catcher...struck out in his only at-bat against the International League All-Stars, July 14...was on the disabled list from Aug. 4 to Sept. 2 with a sprained right knee...went 0-for-11 with a RBI in three postseason games.

**2009**—Batted .270 with nine home runs and 91 RBI in 124 games for the Texas League Champion Midland RockHounds...added 80 walks for a .379 on-base percentage...ranked second in the Texas League in doubles (37), tied for third in walks and fifth in RBI...was second in the A's farm system in walks, third in doubles and tied for third in RBI...was named to the Texas League Midseason All-Star team...his average improved to .340 with runners in scoring position...appeared in 102 games at catcher, 15 at third base and four at first base...led TL catchers in total chances (741), assists (80), errors (16) and passed balls (17) and tied for the lead in games caught...tossed out 38 of 96 (39.6%) attempted base stealers, which was second best in the TL...hit .340 with 12 doubles, four home runs, 22 RBI and 20 runs scored in 26 games in May, all his best one-month figures in 2009...played for the South squad in the Texas League All-Star Game July 1 at Frisco and went 1 for 2 with a run scored...finished July with a .288 batting average but added 26 walks in 24 games for a .462 on-base percentage...batted .250 with three home runs and six RBI in eight postseason games for Midland.

**2008**—Began the season at Single-A Peoria in the Chicago Cubs organization but was traded to Oakland July 8 in the Rich Harden deal and finished the year at Single-A Stockton...hit .217 with six home runs and 23 RBI in 63 games at Peoria but then went on to bat .330 with nine home runs and 39 RBI in 47 games with Stockton...combined for a .267 batting average in 110 games overall...appeared in 94 games at catcher and tossed out 41 of 112 (36.6%) attempted base stealers...also appeared in three games at third base and two at first base...reached base safely via hit or walk in each of his first 34 games

with Stockton...hit .374 with a .446 on-base percentage over that stretch...batted .413 with four home runs, eight RBI and 10 walks (.518 on-base percentage) in 12 postseason games to lead Stockton to the California League Championship...then played for Arizona Fall League Champion Phoenix Desert Dogs and batted .288 with four home runs and 21 RBI in 29 games...appeared exclusively at first base on defense...went 3-for-5 with a home run and four RBI in the AFL Championship Game.

**2007**—Made his professional debut and combined to bat .335 in 53 games for the Cubs affiliate in the Arizona Rookie League and Single-A Boise...named a Short-Season All-Star by *Baseball America* after ranking third among all Short-Season leagues in on-base percentage (.460)...led the Northwest League in on-base percentage (.470)...topped NL catchers with a .990 fielding percentage and tied for the lead with five double plays...tossed out 23 of 58 (39.7%) attempted base stealers, which ranked second best in the league...was named the seventh best Cubs prospect by *Baseball America* following the season.

## PERSONAL/MISCELLANEOUS

Joshua Adam Donaldson was originally signed by Cubs scout Bob Rossi...was selected as a sandwich pick following the first round of the 2007 draft as compensation for the loss of free agent Juan Pierre...in his three-year career at Auburn University, he hit 28 home runs and batted .307...in 2007, he led the Tigers with a .349 batting average and 54 RBI...in 2006, he led the team with 10 long balls...selected as the third baseman for the NCAA All-Region Tournament Team in 2005...named AISA Player of the Year and Alabama Gatorade Player of the Year during senior year at Faith Academy.

## LIFETIME PLAYING RECORD

Year	Club	AVG.	G	AB	R	H	2B	3B	HR	RBI	SH	SF	HP	BB	SO	SB	CS	SLG	OBP	E
2007	AZL Cubs	.182	4	11	1	2	2	0	0	0	0	0	0	2	4	0	1	.364	.308	1
	Boise	.346	49	162	37	56	11	2	9	35	0	1	2	37	34	6	2	.605	.470	4
2008	Peoria	.217	63	235	27	51	13	0	6	23	0	0	2	17	41	7	1	.349	.276	8
	Stockton	.330	47	188	37	62	13	2	9	39	0	0	2	17	29	0	2	.564	.391	10
2009	Midland	.270	124	455	67	123	37	1	9	91	3	2	1	80	92	7	2	.415	.379	20
2010	Sacramento	.238	86	294	52	70	14	1	18	67	0	7	2	45	79	3	1	.476	.336	9
	OAKLAND	.156	14	32	1	5	1	0	1	4	0	0	0	2	12	0	0	.281	.206	2
2011	Sacramento	.261	115	444	79	116	28	0	17	70	0	2	6	51	100	13	4	.439	.344	20
2012	OAKLAND	.241	75	274	34	66	16	0	9	33	0	1	5	14	61	4	1	.398	.289	13
	Sacramento	.335	51	209	38	70	12	2	13	45	0	1	1	23	34	5	2	.598	.402	5
2013	OAKLAND	.301	158	579	89	174	37	3	24	93	1	6	6	76	110	5	2	.499	.384	16
<b>ML Totals</b>		<b>.277</b>	<b>247</b>	<b>885</b>	<b>124</b>	<b>245</b>	<b>54</b>	<b>3</b>	<b>34</b>	<b>130</b>	<b>1</b>	<b>7</b>	<b>11</b>	<b>92</b>	<b>183</b>	<b>9</b>	<b>3</b>	<b>.460</b>	<b>.350</b>	<b>31</b>

## CAREER TRANSACTIONS

**2007** — Selected by the Chicago Cubs organization as a compensation pick following the 1st round (48th selection overall) of the First-Year Player Draft. **2008** — Traded to the Oakland Athletics with pitcher Sean Gallagher, infielder Eric Patterson and outfielder Matt Murton for pitchers Rich Harden and Chad Gaudin, July 8.

## DIVISION SERIES RECORD

Year	Club/Opp	AVG.	G	AB	R	H	2B	3B	HR	RBI	SH	SF	HP	BB	SO	SB	CS	SLG	OBP	E
2012	OAK vs. DET	.294	5	17	1	5	1	0	0	0	0	0	0	1	4	0	0	.353	.333	0
2013	OAK vs. DET	.143	5	21	0	3	0	0	0	0	0	0	0	1	8	0	0	.143	.182	0
<b>Totals</b>		<b>.211</b>	<b>10</b>	<b>38</b>	<b>1</b>	<b>8</b>	<b>1</b>	<b>0</b>	<b>0</b>	<b>0</b>	<b>0</b>	<b>0</b>	<b>0</b>	<b>2</b>	<b>12</b>	<b>0</b>	<b>0</b>	<b>.237</b>	<b>.250</b>	<b>0</b>



## VS. THE AMERICAN LEAGUE

2013					CAREER					
AVG.	AB	H	HR	RBI	vs. TEAM	AVG.	AB	H	HR	RBI
.375	24	9	1	9	Baltimore	.324	34	11	1	9
.364	22	8	1	7	Boston	.310	29	9	2	10
.192	26	5	1	6	Chicago	.185	27	5	1	6
.348	23	8	1	6	Cleveland	.358	53	19	3	13
.357	28	10	1	4	Detroit	.333	42	14	1	6
.358	67	24	2	9	Houston	.358	67	24	2	9
.400	20	8	2	4	Kansas City	.295	44	13	3	6
.219	73	16	1	7	Los Angeles	.222	126	28	2	9
.423	26	11	1	5	Minnesota	.390	41	16	1	7
.120	25	3	1	1	New York	.180	50	9	1	1
—	0	0	0	0	Oakland	—	0	0	0	0
.159	63	10	3	7	Seattle	.168	101	17	5	13
.235	17	4	0	0	Tampa Bay	.207	29	6	0	1
.343	67	23	3	10	Texas	.281	114	32	4	15
.333	27	9	0	1	Toronto	.278	36	10	1	3

## VS. THE NATIONAL LEAGUE

2013					CAREER					
AVG.	AB	H	HR	RBI	vs. TEAM	AVG.	AB	H	HR	RBI
—	0	0	0	0	Arizona	.333	6	2	0	0
.273	11	3	1	2	Chicago	.273	11	3	1	2
.357	14	5	3	7	Cincinnati	.357	14	5	3	7
—	0	0	0	0	Colorado	.000	4	0	0	0
.538	13	7	0	3	Milwaukee	.538	13	7	0	3
.111	9	1	0	1	Pittsburgh	.111	9	1	0	1
.556	9	5	1	2	St. Louis	.556	9	5	1	2
.333	15	5	1	2	San Francisco	.346	26	9	2	7

## MONTHLY BREAKDOWN

2013					CAREER					
AVG.	AB	H	HR	RBI	by MONTH	AVG.	AB	H	HR	RBI
—	0	0	0	0	March	.333	3	1	0	0
.314	102	32	2	20	April	.258	132	34	2	21
.330	100	33	6	13	May	.258	178	46	8	22
.303	99	30	5	20	June	.295	112	33	5	20
.233	90	21	3	8	July	.233	90	21	3	8
.283	99	28	3	16	August	.307	163	50	7	30
.337	89	30	5	16	September	.294	194	57	9	29
—	0	0	0	0	October	.231	13	3	0	0

## BATTING BREAKDOWN

2013					CAREER					
AVG.	AB	H	HR	RBI	by CATEGORY	AVG.	AB	H	HR	RBI
.293	294	86	13	45	Home	.275	422	116	16	60
.309	285	88	11	48	Road	.279	463	129	18	70
.277	231	64	12	40	Day	.249	361	90	17	51
.316	348	110	12	53	Night	.296	524	155	17	79
.310	345	107	16	61	Pre-ASG	.269	469	126	18	71
.286	234	67	8	32	Post-ASG	.286	416	119	16	59
.335	176	59	11	36	vs. LHP	.297	279	83	16	50
.285	403	115	13	57	vs. RHP	.267	606	162	18	80
.336	134	45	5	62	RISP	.320	200	64	7	85
.667	12	8	1	16	Bases Loaded	.545	22	12	1	24
—	0	0	0	0	Pinch Hitter	.250	4	1	0	1
.333	9	3	0	3	Designated Hitter	.294	17	5	0	3

## BALLPARK BREAKDOWN

	AVG.	AB	H	HR	RBI
Angel Stadium	.262	65	17	1	4
AT&T Park	.316	19	6	1	5
Ballpark in Arlington	.246	65	16	3	11
Camden Yards	.182	11	2	1	3
Chase Field	.333	6	2	0	0
Comerica Park	.357	28	10	0	5
Coors Field	.000	4	0	0	0
Fenway Park	.556	9	5	0	4
Great American Ball Park	.286	7	2	1	2
Kauffman Stadium	.375	24	9	2	3
Miller Park	.538	13	7	0	3
Minute Maid Park	.406	32	13	1	6
O.co Coliseum	.274	419	115	16	60
PNC Park	.111	9	1	0	1
Progressive Field	.276	29	8	3	6
Rogers Centre	.250	24	6	1	3
Safeco Field	.188	48	9	2	5
Target Field	.286	14	4	0	2
Tokyo Dome	.333	3	1	0	0
Tropicana Field	.250	16	4	0	1
U.S. Cellular Field	.200	15	3	1	5
Yankee Stadium	.200	25	5	1	1

## FIELDING STATISTICS

### Catcher

YEAR	PCT.	G	PO	A	E	TC	DP	PB
2010	.979	7	44	3	1	48	0	1
2012	.957	3	20	2	1	23	0	0
<b>Totals</b>	<b>.972</b>	<b>10</b>	<b>64</b>	<b>5</b>	<b>2</b>	<b>71</b>	<b>0</b>	<b>1</b>

### First Base

YEAR	PCT.	G	PO	A	E	TC	DP
2010	.667	2	2	0	1	3	1
2012	1.000	1	3	1	0	4	0
2013	—	1	0	0	0	0	0
<b>Totals</b>	<b>.857</b>	<b>4</b>	<b>5</b>	<b>1</b>	<b>1</b>	<b>7</b>	<b>1</b>

### Third Base

YEAR	PCT.	G	PO	A	E	TC	DP
2012	.945	71	53	152	12	217	14
2013	.961	155	143	255	16	414	22
<b>Totals</b>	<b>.956</b>	<b>226</b>	<b>196</b>	<b>407</b>	<b>28</b>	<b>631</b>	<b>36</b>

### Shortstop

YEAR	PCT.	G	PO	A	E	TC	DP
2013	1.000	1	0	1	0	1	0
<b>Totals</b>	<b>1.000</b>	<b>1</b>	<b>0</b>	<b>1</b>	<b>0</b>	<b>1</b>	<b>0</b>

## DONALDSON'S CAREER BESTS

**Hits:** 4 (four times), last: May 25, 2013 at Houston

**Home Runs:** 1 (34 times), last: September 20, 2013 vs. Minnesota

**Runs Batted In:** 5, May 18, 2012 at San Francisco

**Stolen Bases:** 1 (nine times), last: September 14, 2013 at Texas

**Hitting Streak:** 11, September 3 to 15, 2013

**Hitless Streak (At Bats):** 17 (three times), last: July 24 to 29, 2013

**Game Ending RBI:** 3, September 17, 2013 vs. Los Angeles-AL (single); July 14, 2013 vs. Boston (single); April 12, 2013 vs Detroit (home run).

**Grand Slams:** 1, June 7, 2013 at Chicago-AL (Chris Sale)

**Pinch-Hit Home Runs:** None.

**Inside-The-Park Home Runs:** None.

**Lead Off Home Runs:** None.

**LEFT-HANDED PITCHER****Height/Weight:** 6-3 / 212**Bats/Throws:** Left / Left**Birthdate:** September 26, 1986**Opening Day Age:** 27**Birthplace/Resides:** Rapid City, South Dakota / Tabernacle, New Jersey**Major League Service:** 1 year, 122 days**Obtained:** Selected as a compensation pick following the first round (41st selection overall) of the 2007 First-Year Player Draft**Contract Status:** First year of a one-year contract through 2014**CAREER HIGHLIGHTS**

Was converted from first base to pitcher late in the 2011 season and has a 3.09 ERA in 114 games over the last two seasons with the A's...led the majors in fewest percentage of inherited runners scored in 2013 (6.3%)...made his Major League debut with Oakland in 2012 after just 17 professional games pitched...logged a 1.04 ERA in those 17 games, striking out 50 in 26.0 innings (17.3 per nine innings)...began his career as a hitter, batting .272 with 58 doubles, 30 home runs and 138 RBI in 233 games...appeared in just 29 games from 2009-11 due to knee problems...was named the A's 10th best prospect by *Baseball America* following the 2009 season...led the A's farm system in hits (153) and doubles (40) in 2008...played for the Arizona Fall League Champion Phoenix Desert Dogs in 2008.

**2013 HIGHLIGHTS**

Went 5-5 with two saves and a 3.13 ERA in 70 relief appearances...allowed just 2-of-32 (6.3%) inherited runners to score, which was the lowest mark in the Majors Leagues...dating back to 1974, the first year inherited runner data is available, that is the lowest mark in Oakland history and the sixth best mark in the majors...has allowed just 5-of-54 (9.3%) inherited runners to score in his career...stranded all 13 of his inherited runners at home in 2013...issued just 13 walks in 69.0 innings, an average of 1.70 walks per nine innings...that was the seventh lowest mark among American League relievers...struck out 60 and his strikeout-to-walk ratio of 4.62 was 10th best...had a .214 opponents batting average, including .188 (16-for-85) against left-handed hitters compared to .227 (37-for-163) against right-handers...first batters faced were 11-for-66 (.167) with four walks (.214 on-base percentage)...allowed two first batter doubles for a .197 slugging percentage, which was third lowest in the AL...was ninth in on-base percentage and tied for ninth in strikeouts (22)...now has a .204 (22-for-108) career average against first batters with six walks, five doubles and a home run (.246 on-base percentage, .278 slugging percentage)...compiled a 0.55 ERA and .109 opponents batting average in 14 games on no days rest compared to a 3.93 ERA and .244 opponents batting average in 56 outings on one day of rest or more...now has a 1.69 ERA (5 er in 26.2 ip) in 25 career games on no days rest, 3.51 (35 er in 89.2 ip) in his other 89 outings...allowed a .138 average with runners in scoring position and two outs...held the opponents three and four hitters in the order to a combined .154 batting average...had a 2.52 ERA in 24 day games compared to 3.48 in 46 games at night...averaged 14.8 pitches per inning, which was eighth lowest among AL relievers.

**MLB LOWEST PERCENTAGE  
OF INHERITED RUNNERS  
SCORED SINCE 1974**

PCT	PLAYER	IR	IRSc
3.0%	Wilton Lopez, HOU (2010)	33	1
3.6%	Robb Nen, FLA (1994)	28	1
5.7%	Justin Speier, COL (2002)	35	2
6.1%	Greg Holland, KC (2011)	33	2
6.1%	Frank LaCorte, HOU (1980)	33	2
6.3%	Sean Doolittle, OAK (2013)	32	2

**OAKLAND:** Did not allow a run over his first six games and 5.2 innings, giving him a 9.2-inning scoreless streak dating back to 2012...issued two walks April 22 at Boston, the first time he walked more than one batter in an outing in his career...then had a 16-game, 17.0-inning, 64-batter streak before issuing his next walk June 1 against Chicago (AL), an intentional pass to Alex Rios in the seventh inning...retired 15 consecutive batters from April 28 to May 8...had a career-high 13.2-inning scoreless streak from April 29 to May 29...finished April with a 1.59 ERA and .128 opponents batting average in 12 appearances...then posted a 1.38 ERA, .156 opponents average and did not walk a batter in 12 games and 13.0 innings in May...tossed a season-high 2.0 scoreless innings May 27 against San Francisco...that

gave him a 0.78 ERA and .117 opponents batting average over his first 23 games...then allowed two or more runs in four of his next five games from May 29 to June 8...allowed 10 runs in 3.2 innings over that span for a 24.55 ERA...yielded 13 hits for a .565 opponents batting average...followed that stretch by compiling a 1.46 ERA and .176 opponents average over his next 25 games from June 11 to Aug. 12...was charged with the blown save and loss June 20 at Texas when he allowed an inherited runner to score plus one of his own...did not allow any of his 19 inherited runners to score over his final 37 games...tossed a season-high tying 2.0 scoreless innings June 23 at Seattle...posted a 6.57 ERA and .340 opponents batting average in 13 games in June...tossed 1.2 scoreless innings July 14 against Boston in his final outing before the All-Star Break...did not allow a run in his first 11 outings after the break for a 12.0-inning scoreless streak...allowed just four hits over that stretch from July 14 to Aug. 12 for a .105 opponents batting average...had a five-game stretch from Aug. 14 to 26 where he had a win, two losses, two blown saves, an 18.90 ERA and .588 opponents batting average...including Aug. 20 against Seattle when he faced four batters and allowed four hits...the hits were a career high and all four scored, matching his career-high...got Fielder to fly out with the bases loaded Aug. 26 at Detroit to start a four-game stretch through Sept. 1 where he stranded all seven of his inherited runners...finished August with a 6.75 ERA in 11 games...then posted a 0.75 ERA in 10 outings in September...matched his season high with three strikeouts three times over a four-game stretch from Sept. 6-13...was credited with his first save of the season Sept. 7 against Houston when he tossed 1.1 scoreless innings...added a second four-out save Sept. 13 at Texas...had a loss and a blown save in four ALDS appearances against Detroit (4.1 ip, 3 h, 2 r, 2 er, 2 bb, 6 so)...the loss and blown save came in Game 4 at Detroit...now has 11 career postseason strikeouts, which is fifth most in Athletics history by a reliever.

## CAREER

**2012**—Was converted to pitcher late in 2011 and had just one professional appearance on the mound entering the season...appeared in six games at Single-A Stockton, eight at Double-A Midland and two at Triple-A Sacramento before he was promoted to Oakland June 4...spent the rest of the season with the A's, posting a 2-1 record with a save and a 3.04 ERA in 44 appearances in his Major League debut...struck out 60 batters in just 47.1 innings, an average of 11.41 per nine innings...that was the third best average in Athletics history among pitchers with 40 or more innings...walked just 11 batters for a strikeout-to-walk ratio of 5.45...that was 10th best in Athletics history, using the 40 inning minimum...had more strikeouts than innings pitched in 23 of his 44 outings...allowed a .227 opponents batting average, including .195 against right-handed hitters compared to .286 against left-handers...yielded 10 of his 14 extra base hits to lefties for a .476 slugging percentage...righties slugged just .265...opponents batted .186 with the bases empty compared to .284 with runners on base...allowed just 3 of 22 (13.6%) inherited runners to score, including only 1 of his last 19...first batters faced were 11-for-42 (.262) with two walks...posted a 2.19 ERA in 23 appearances in Oakland, 3.97 in 21 games on the road...had a 2.73 ERA in 31 night games, 3.77 in 13 day games...was recalled from Triple-A Sacramento June 4 and made his Major League debut June 5 against Texas (1.1 ip, 3 so)...struck out the first three batters he faced...the last A's pitcher to strike out the first three batters he faced in his career was Blake Stein May 10, 1998 against Chicago...fanned one or more in each of his first nine outings through July 2...had 21 strikeouts in 12.2 innings over that career-opening stretch (14.92 per nine innings), including June 10 at Arizona when he struck out a career-high five in 2.0 innings...recorded his first ML win and blown save June 16 against San Diego...relieved Tyson Ross to start the seventh inning with the A's leading 3-2...allowed a two-run double to Venable but the A's came back with three in the bottom of the seventh for the win...then did not allow a run in each of his next 10 outings for a 13.1-inning scoreless streak from June 22 to July 21...held the opposition to a .191 batting average over that stretch...tossed a career-high 2.1 innings July 2 against Boston and retired all seven batters that he faced...capped his scoreless streak by earning his first ML save July 21 against New York...had to survive Alex Rodriguez, Robinson Cano, Mark Teixeira and pinch hitter Andruw Jones to do it...the four Yankees had a combined 1,574 career home runs...after allowing a leadoff single to Rodriguez he struck out each of the next three batters to preserve the A's 2-1 win...then had a four-game stretch from July 26 to Aug. 2 where he allowed seven runs on six hits in 3.0 innings (21.00 ERA)...had a streak of 10 consecutive games without allowing an earned run from Aug. 3 to Sept. 2 (9.1 ip)...posted a 1.04 ERA in 10 outings in August...allowed his first home run of the season Sept. 12 at Los Angeles, a solo shot by Pujols to lead off the bottom of the ninth...it snapped a career-opening 33-game, 36.0-inning, 149-batter homerless streak...surrendered three home runs over his final 11 games and 11.1 innings...was tagged with the first loss of his career Sept. 21 at New York after allowing a "walk-off" home run to Martin in the 10th inning...posted a 3.38 ERA in three ALDS appearances against Detroit, striking out five in 2.2 innings...allowed two unearned

runs in the seventh inning of Game 2 for the blown save...combined to post a 0.72 ERA and .096 opponents batting average in 16 relief appearances with Stockton, Midland and Sacramento...struck out 48 in 25.0 innings, an average of 17.28 per nine innings...walked just seven for a strikeout to walk ratio of 6.86...did not allow a home run...converted 1-of-3 save opportunities and allowed 2-of-6 (33.3%) inherited runners to score...his opponents batting average included a .085 mark against right-handed hitters compared to .125 against left-handers...opponents were 1-for-51 (.020) with the bases empty...allowed a .050 (1-for-20) batting average with four walks (.208 on-base percentage) to hitters leading off an inning...struck out two or more batters in 15 of his 16 outings...began the season at Stockton and had a 0.87 ERA in six games before he was promoted to Midland April 26...recorded his first professional save May 20 against Corpus Christi (2.0 ip, 1 h, 1 r, 1 bb, 4 so)...posted a 0.82 ERA in eight outings with the RockHounds...was promoted to Sacramento May 27 and did not allow a run in two appearances (3.2 ip).

**2011**—Missed nearly the entire season...was placed on Sacramento's disabled list April 7 as he continued to recover from surgery on a torn left patella...while on the disabled list, he began to work out as a pitcher...was both a pitcher and hitter in college at the University of Virginia...was reinstated from the disabled list Aug. 29 and transferred to the A's affiliate in the Arizona Rookie League...made his professional debut as a pitcher that day at the Giants affiliate...tossed 1.0 innings and allowed a run on no hits and one walk while striking out two.

**2010**—Spent the entire season on the disabled list at Triple-A Sacramento as he recovered from knee surgery to repair a tear in his left patella tendon...was added to the 40-man roster Nov. 19.

**2009**—Appeared in just 28 games in his first season at Triple-A Sacramento because of knee problems...batted .267 with four home runs and 14 RBI...added 15 walks for a .364 on-base percentage...hit .333 against left-handed pitching and .317 at home...did not commit an error in 24 games in right field and three at third base...had three assists as an outfielder...batted .341 with one home run and seven RBI over his first 10 games and .219 with three home runs and seven RBI over his final 18 contests...had a grand slam and a season high five RBI April 18 at Tacoma...homed twice April 27 against Las Vegas...was placed on the disabled list May 9 with a strained right knee and missed the remainder of the season...was named the A's 10th best prospect by *Baseball America* following the season.

**2008**—Split his first full professional season between Single-A Stockton and Double-A Midland and batted a combined .286 with 40 doubles, three triples, 22 home runs and 91 RBI in 137 games...tied for ninth in all of minor league baseball with 65 extra base hits...led the A's farm system in hits (153) and doubles, ranked second in extra base hits and total bases (265), tied for second in runs (89), tied for third in RBI, tied for fourth in walks (63) and tied for fifth in home runs...had a .305 batting average in 86 games at Stockton, which ranked 10th in the California League...led the CL in intentional walks (7), ranked third in slugging percentage (.560) and at bats per home run ratio (18.56) and fifth in on-base percentage (.385)...appeared in 107 games at first base, 17 in right field and eight in left field...began the year at Stockton where he hit .305 with 18 home runs and 61 RBI in 86 games...added 46 walks for a .385 on-base percentage...was named the Best Batting Prospect and Best Defensive First Baseman in the California League by *Baseball America*...had two two-homer games over a 10-game span April 10 at Modesto and April 19 against Rancho Cucamonga...named to the midseason California League All-Star Team and went 0 for 3 with a walk in a start at first base in the All-Star Game against the Carolina League June 24...was transferred to Midland July 10 and batted .254 with four home runs and 30 RBI in 51 games with the RockHounds...played for the Arizona Fall League Champion Phoenix Desert Dogs following the season and hit .293 with eight home runs and 26 RBI in 32 games...tied for third in the AFL in home runs and was named to the AFL All-Prospects Team as an outfielder.

**2007**—Made his professional debut with Single-A Vancouver of the Northwest League and batted .283 with no home runs and four RBI in 13 games before he was transferred to Kane County of the Midwest League July 3...hit .233 in with four home runs and 29 RBI in 55 games with the Cougars and combined for a .243 batting average in 68 games overall...appeared exclusively at first base on defense (62 games)...went 3 for 5 with a double and two runs scored in his first game June 20 against Tri-Cities...hit his first professional home run July 13 at South Bend.

## PERSONAL/MISCELLANEOUS

Sean Robert Doolittle was originally signed by A's scout Neil Avent...was drafted by the A's as a compensation pick for the loss of free agent Frank Thomas...graduated from Shawnee (NJ) High School...attended the University of Virginia and left as the school's career RBI leader (167)...also compiled 21 wins as a pitcher, which is the best in Cavaliers history...named ACC Player of the Year as a sophomore in 2006 and also earned All-ACC honors in 2007...signed autographs for Oakland elementary school students at the A's Community Fund Holiday Party in 2012 and 2013...named recipient of the 2013 Dave Stewart Community Service Award...supports numerous local and national charities, including Freedom Alliance, an educational and charitable organization that supports and honors military service members and their families.

### LIFETIME PITCHING RECORD

Year	Club	W	L	ERA	G	GS	CG	SHO	SV	IP	H	R	ER	HR	HB	BB	IBB	SO	WP	BK
2011	Arizona A's	0	0	9.00	1	0	0	0	0	1.0	0	1	1	0	0	1	0	2	0	0
2012	Stockton	0	0	0.87	6	0	0	0	0	10.1	5	2	1	0	2	2	0	21	0	0
	Midland	0	0	0.82	8	0	0	0	1	11.0	2	2	1	0	1	4	0	19	0	0
	Sacramento	0	0	0.00	2	0	0	0	0	3.2	1	0	0	0	0	1	0	8	0	0
	OAKLAND	2	1	3.04	44	0	0	0	1	47.1	40	18	16	3	0	11	1	60	0	0
2013	OAKLAND	5	5	3.13	70	0	0	0	2	69.0	53	24	24	4	2	13	1	60	2	0
<b>ML Totals</b>		<b>7</b>	<b>6</b>	<b>3.09</b>	<b>114</b>	<b>0</b>	<b>0</b>	<b>0</b>	<b>3</b>	<b>116.1</b>	<b>93</b>	<b>42</b>	<b>40</b>	<b>7</b>	<b>2</b>	<b>24</b>	<b>2</b>	<b>120</b>	<b>2</b>	<b>0</b>

### LIFETIME PLAYING RECORD

Year	Club	AVG.	G	AB	R	H	2B	3B	HR	RBI	SH	SF	HP	BB	SO	SB	CS	SLG	OBP	E	
2007	Vancouver	.283	13	46	6	13	3	0	0	4	0	0	2	9	10	0	0	.348	.421	1	
	Kane County	.233	55	193	23	45	10	0	4	29	0	3	2	24	40	1	0	.347	.320	3	
2008	Stockton	.305	86	334	64	102	25	3	18	61	0	4	0	46	99	7	3	.560	.385	4	
	Midland	.254	51	201	25	51	15	0	4	30	0	1	0	17	54	1	1	.388	.311	7	
2009	Sacramento	.267	28	105	17	28	5	1	4	14	0	0	1	15	23	0	1	.448	.364	0	
2010	Sacramento																				
		(Injured — Did not play)																			
<b>Minor League Totals</b>		<b>.272</b>	<b>233</b>	<b>879</b>	<b>135</b>	<b>239</b>	<b>58</b>	<b>4</b>	<b>30</b>	<b>138</b>	<b>0</b>	<b>8</b>	<b>5</b>	<b>111</b>	<b>226</b>	<b>9</b>	<b>5</b>	<b>.449</b>	<b>.354</b>	<b>15</b>	

### CAREER TRANSACTIONS

**2004** — Selected by the Atlanta Braves organization in the 39th round of the First-Year Player Draft, did not sign.  
**2007** — Selected by the Oakland Athletics organization as a compensation pick following the 1st round of the First-Year Player Draft.

### DIVISION SERIES RECORD

Year	Club/Opp.	W	L	ERA	G	GS	CG	SHO	SV	IP	H	R	ER	HR	HB	BB	IBB	SO	WP	BK
2012	OAK vs. DET	0	0	3.38	3	0	0	0	0	2.2	5	3	1	0	0	0	5	0	0	
2013	OAK vs. DET	0	1	4.15	4	0	0	0	0	4.1	3	2	2	1	0	2	0	6	0	0
<b>Totals</b>		<b>0</b>	<b>1</b>	<b>3.86</b>	<b>7</b>	<b>0</b>	<b>0</b>	<b>0</b>	<b>0</b>	<b>7.0</b>	<b>8</b>	<b>5</b>	<b>3</b>	<b>1</b>	<b>0</b>	<b>2</b>	<b>0</b>	<b>11</b>	<b>0</b>	<b>0</b>

### POSTSEASON BESTS

World Championships	Division Titles	Postseason Appearances	Postseason Wins
Yankees 27	Yankees 18	Yankees 51	Yankees 223
Cardinals 11	Braves 17	Dodgers 27	Cardinals 125
<b>Athletics 9</b>	<b>Athletics 16</b>	Cardinals 26	Red Sox 90
Red Sox 8	Cardinals 12	<b>Athletics 25</b>	Giants 84
Giants 7	Dodgers 12	Giants 24	<b>Athletics 82</b>

## VS. THE AMERICAN LEAGUE

2013		CAREER												
ERA	W	L	S	G	IP	ER	vs. TEAM	ERA	W	L	S	G	IP	ER
3.86	0	0	0	2	2.1	1	Baltimore	6.23	0	0	0	4	4.1	3
6.00	0	1	0	3	3.0	2	Boston	2.84	0	1	0	5	6.1	2
19.29	0	1	0	3	2.1	5	Chicago	10.38	0	1	0	4	4.1	5
4.50	1	0	0	3	2.0	1	Cleveland	2.70	1	0	0	4	3.1	1
3.00	0	0	0	3	3.0	1	Detroit	2.25	0	0	0	4	4.0	1
1.93	1	1	1	9	9.1	2	Houston	1.93	1	1	1	9	9.1	2
0.00	1	0	0	3	2.1	0	Kansas City	0.00	1	0	0	5	3.0	0
0.00	0	0	0	8	7.2	0	Los Angeles	2.38	0	0	0	12	11.1	3
3.38	1	0	0	2	2.2	1	Minnesota	1.69	1	0	0	4	5.1	1
0.00	1	0	0	4	5.0	0	New York	1.00	1	1	1	8	9.0	1
—	0	0	0	0	0.0	0	Oakland	—	0	0	0	0	0.0	0
4.15	0	1	0	9	8.2	4	Seattle	2.93	1	1	0	15	15.1	5
0.00	0	0	0	2	2.0	0	Tampa Bay	0.00	0	0	0	5	4.1	0
1.23	0	1	1	7	7.1	1	Texas	0.57	0	1	1	14	15.2	1
0.00	0	0	0	4	3.2	0	Toronto	7.94	0	0	0	7	5.2	5

## VS. THE NATIONAL LEAGUE

2013		CAREER												
ERA	W	L	S	G	IP	ER	vs. TEAM	ERA	W	L	S	G	IP	ER
—	0	0	0	0	0.0	0	Arizona	6.75	0	0	0	2	2.2	2
9.00	0	0	0	1	1.0	1	Chicago	9.00	0	0	0	1	1.0	1
0.00	0	0	0	2	1.2	0	Cincinnati	0.00	0	0	0	2	1.2	0
—	0	0	0	0	0.0	0	Colorado	0.00	0	0	0	1	1.0	0
INF	0	0	0	1	0.0	3	Milwaukee	INF	0	0	0	1	0.0	3
0.00	0	0	0	1	0.2	0	Pittsburgh	0.00	0	0	0	1	0.2	0
0.00	0	0	0	1	1.0	0	St. Louis	0.00	0	0	0	1	1.0	0
—	0	0	0	0	0.0	0	San Diego	18.00	1	0	0	1	1.0	2
5.40	0	0	0	2	3.1	2	San Francisco	3.00	0	0	0	4	6.0	2

## MONTHLY BREAKDOWN

2013		CAREER												
ERA	W	L	S	G	IP	ER	by MONTH	ERA	W	L	S	G	IP	ER
1.59	1	0	0	12	11.1	2	April	1.59	1	0	0	12	11.1	2
1.38	2	0	0	12	13.0	2	May	1.38	2	0	0	12	13.0	2
6.57	0	2	0	13	12.1	9	June	5.16	1	2	0	21	22.2	13
2.45	0	1	0	12	11.0	3	July	3.57	0	1	1	22	22.2	9
6.75	1	2	0	11	9.1	7	August	4.00	1	2	0	21	18.0	8
0.75	1	0	2	10	12.0	1	September	2.10	2	1	2	23	25.2	6
—	0	0	0	0	0.0	0	October	0.00	0	0	0	3	3.0	0

## PITCHING BREAKDOWN

2013		CAREER												
ERA	W	L	S	G	IP	ER	by CATEGORY	ERA	W	L	S	G	IP	ER
2.95	4	3	1	39	39.2	13	Home	2.66	6	3	2	62	64.1	19
3.38	1	2	1	31	29.1	11	Road	3.63	1	3	1	52	52.0	21
2.52	1	2	1	24	25.0	7	Day	2.97	3	2	1	37	39.1	13
3.48	4	3	1	46	44.0	17	Night	3.16	4	4	2	77	77.0	27
3.51	3	3	0	42	41.0	16	Pre-ASG	3.23	4	3	0	53	55.2	20
2.57	2	2	2	28	28.0	8	Post-ASG	2.97	3	3	3	61	60.2	20
—	0	0	0	0	0.0	0	Starter	—	0	0	0	0	0.0	0
3.13	5	5	2	70	69.0	24	Reliever	3.09	7	6	3	114	116.1	40

## BALLPARK BREAKDOWN

	ERA	W	L	S	G	IP	ER
Angel Stadium of Anaheim	1.80	0	0	0	5	5.0	1
AT&T Park	13.50	0	0	0	1	1.1	2
Ballpark in Arlington	1.23	0	1	1	6	7.1	1
Camden Yards	18.00	0	0	0	1	1.0	2
Chase Field	6.75	0	0	0	2	2.2	2
Comerica Park	3.00	0	0	0	3	3.0	1
Coors Field	0.00	0	0	0	1	1.0	0
Fenway Park	0.00	0	0	0	1	0.2	0
Great American Ball Park	0.00	0	0	0	1	0.2	0
Kauffman Stadium	0.00	0	0	0	3	1.0	0
Miller Park	INF	0	0	0	1	0.0	3
Minute Maid Park	0.00	0	0	0	4	4.0	0
O.co Coliseum	2.66	6	3	2	62	64.1	19
PNC Park	0.00	0	0	0	1	0.2	0
Progressive Field	0.00	0	0	0	2	1.2	0
Rogers Centre	13.50	0	0	0	3	2.2	4
Safeco Field	0.00	0	0	0	6	7.0	0
Target Field	3.00	0	0	0	2	3.0	1
Tropicana Field	0.00	0	0	0	2	1.1	0
U.S. Cellular Field	8.10	0	1	0	3	3.1	3
Yankee Stadium	1.93	1	1	0	4	4.2	1

## FIELDING STATISTICS

### Pitcher

Year	Pct.	G	PO	A	E	TC	DP
2012	.667	44	0	4	2	6	0
2013	1.000	70	1	6	0	7	0
<b>Totals</b>	<b>.846</b>	<b>114</b>	<b>1</b>	<b>10</b>	<b>2</b>	<b>13</b>	<b>0</b>

## DOOLITTLE'S CAREER BESTS

**Low Hit Complete Game:** None  
**Innings Pitched:** 2.1, July 2, 2012 vs. Boston  
**Strikeouts:** 5, June 10, 2012 at Arizona  
**Pitches:** 38, June 28, 2012 at Texas  
**Longest Winning Streak:** 4, September 30, 2012 to May 17, 2013  
**Longest Losing Streak:** 4, June 8 to August 14, 2013  
**Longest Scoreless Streak:** 13.2, April 29 to May 29, 2013



**FIRST BASEMAN/DESIGNATED HITTER****Height/Weight:** 6-6 / 285      **Bats/Throws:** Left / Right**Birthdate:** November 11, 1979      **Opening Day Age:** 34**Birthplace/Resides:** Houston, Texas / The Woodlands, Texas**Major League Service:** 12 years, 74 days**Obtained:** Acquired from the Chicago White Sox with cash for minor league pitcher Nolan Sanburn, August 31, 2014**Contract Status:** Fourth year of a four-year contract through 2014.**CAREER HIGHLIGHTS**

His 440 home runs rank third among active players...is one of eight players in major-league history to record five straight 40-home run seasons (2004-08), joining Barry Bonds, Ken Griffey Jr., Ralph Kiner, Alex Rodriguez, Babe Ruth, Duke Snider and Sammy Sosa...hit at least 38 homers in seven straight seasons (2004-10), tied with Ruth (1926-32) for the second-longest streak in history behind Rafael Palmeiro (9, 1995-2003)...his 354 home runs through his first 10 seasons were the fourth-most in baseball history behind Albert Pujols (408), Eddie Matthews (370) and Kiner (369)...since 2004, is the only player with four seasons of at least 40 homers, 100 RBI and 100 walks (no one else has more than two)...is a two-time All-Star (2002 and 2012)...ranks fourth on Cincinnati's all-time home run list with 270...his 535-foot home run on Aug. 10, 2004 vs. Los Angeles-NL off Jose Lima is the longest in Great American Ball Park history...played for the United States in the 2009 World Baseball Classic

**2013 HIGHLIGHTS**

Hit 30-plus home runs for the ninth time in his career and second time in three seasons with the White Sox...became just the second left-hander in franchise history (Jim Thome, 2006-08) to record multiple 30-homer seasons and the first since Pete Ward in 1967-68 to lead the team in consecutive seasons...finished the season in 39th place all-time with 440 home runs...passed the following players during the season: Duke Snider (407), Darrell Evans (414), Billy Williams (426), Mike Piazza (427), Cal Ripken Jr. (431), Andruw Jones (434), Juan Gonzalez (434) and Andre Dawson (438)...ranked among the American League leaders in pitches per plate appearances (2nd, 4.29), strikeouts (3rd in 189), home runs (T4th, 34), home run ratio (5th, 15.44) and walks (T7th, 76)...appeared in 74 games (73 starts) as the designated hitter, 71 (70) at first base and three (two) in left field...batted .262 (65-248) with 18 home runs and 40 RBI as the first baseman, compared to .184 (49-267) with 16 homers and 44 RBI as the DH...hit 24 of his 34 home runs vs. right-handers (26 of 41 in 2012)...his 21 home runs at home ranked second in the AL behind Baltimore's Chris Davis...combined to hit .272 (77-283) with 18 home runs and 51 RBI from June-August (batted .148 in April, .165 in May and .159 in September)...started consecutive games in left field on April 10-11 at Washington...snapped a career-high 0-31 hitless stretch with a solo home run on April 21 vs. Minnesota...scored his 1,000th career run on May 10 vs. Los Angeles-AL...recorded a RBI in five consecutive games from May 14-18 (10 total)...homered in consecutive games for the first time on May 14-15 at Minnesota...recorded his 35th career multi-homer game on May 15 at Target Field, going 3-4 with two homers and five RBI...ranked among the AL leaders in June in RBI (3rd, 24), home runs (T3rd, 9), OPS (6th, .991) and slugging percentage (8th, .589)...went 4-4 with two home runs and five RBI on June 10 vs. Toronto, his 36th career multi-homer game and second of the season...drove in at least four runs for the third time in 2013 on June 23 at Kansas City (two-run single and two-run homer)...went 3-3 with a home run, walk and three RBI on July 9 at Detroit...hit his ninth career game-ending home run on July 4 vs. Baltimore, a solo shot in the ninth inning off Tommy Hunter...matched his career high with four hits (sixth time) on Aug. 4 at Detroit, including a 475-foot home run off Rick Porcello...hit a game-tying RBI single in the ninth inning off Mariano Rivera on Aug. 7 vs. the Yankees (Sox won, 6-5, in 12)...recorded a season-high, nine-game hitting streak from Aug. 9-17 (.438, 14-32)...went 30 games without a multi-hit effort from Aug. 18-Sept. 24...hit his 30th home run on Aug. 26 vs. Houston, joining Thome (2006-08) as the only left-handed hitters in franchise history with consecutive and multiple 30-homer seasons...extended the Sox lead to 4-1 with a two-run homer in a win on Sept. 8 at Baltimore...homered in two of his final three games on Sept. 26 and Sept. 28 vs. Kansas City.

## CAREER

**2012**—Was named *The Sporting News* and Players Choice American League Comeback Player of the Year...hit 41 home runs, his most since 2004 (career-high 46), and tied for the sixth most in White Sox history...ranked among the AL leaders in walks (1st, 105), strikeouts (1st, 222), pitches per plate appearance (1st, 4.43), home run ratio (3rd, 13.14), home runs (5th) and RBI ratio (7th, 5.6)...according to Elias, his 30-homer increase from 2011 (11) to 2012 tied for the third-largest in major-league history (minimum 400 at-bats) behind Brady Anderson (+34, 1995-1996), Lou Gehrig (+31, 1926-27) and Sammy Sosa (+30, 1997-98)...finished the season ranked 49th all-time with 406 career home runs...passed Ralph Kiner, Gil Hodges, Rocky Colavito, Carlton Fisk, Joe Carter, Dale Murphy, Al Kaline and Andres Galarraga during the season...became the sixth player (11th time) in franchise history to hit 40 or more home runs in a season, joining Albert Belle (49 in 1998), Jermaine Dye (44 in 2006), Frank Thomas (43 in 2000, 42 in 2003, 41 in 1993 and 40 in 1995-96), Jim Thome (42 in 2006) and Paul Konerko (41 in 2004 and 40 in 2005)...became just the second left-hander in team history to hit 40 or more home runs in a season and the fourth (sixth time) to hit 30-plus...became the fifth player in White Sox history to hit a milestone homer of 400 or more with the club, joining Frank Thomas (400 in 2003), Jim Thome (500 in 2007), Andruw Jones (400 in 2010) and Paul Konerko (400 in 2012)...joined Konerko as the only teammates in baseball history to hit their 400th career homer in the same season (Elias)... homered every 13.15 at-bats, the eighth-best mark in franchise history...became the first player in major-league history to record 100 walks and 200 strikeouts in the same season...led the majors in walks and strikeouts...walked 100-plus times for the eighth time in his career...his 222 strikeouts were the second-highest total in major-league history behind Mark Reynolds' 223 in 2009...was named to his second career All-Star Team (also 2002 with Cincinnati)...homered in consecutive games eight times, including three straight from June 9-12 and July 13-15...reached the 20-homer plateau in 60 games, the fifth-fastest in Sox history and 30 in 97 games, the fourth-fastest pace...hit 25 home runs in the first half, tied with Jermaine Dye (2006) for fifth-most in team history...hit a career-high 11 homers in the first inning...18 of his homers tied the game or gave the Sox the lead, and 17 came with two strikes...hit 15 home runs off left-handers (none in 2011) and 26 against righties...made 93 starts as the designated hitter, 51 at first base and five in left field...struck out in a major-league record 36 consecutive games (dating back to Sept. 24, 2011)...hit his eighth career Opening Day home run, tying Frank Robinson and Ken Griffey Jr. for the all-time record...recorded his 31st career multi-homer game (first with the Sox) and collected five RBI on April 20 at Seattle...the five RBI were his most since Sept. 24, 2010 vs. Atlanta...hit 11 home runs in May, matching his total from all of 2011...hit a game-winning, two-run home run off Jose Valverde in the ninth inning on May 5 at Detroit...reached base four times on May 11 vs. Kansas City, including his 11th home run, matching his total from 2011...became just the 14th player since 1921 to equal his previous year's home run total (10 or more) in 33 games or less...also snapped his streak of 36 consecutive games with at least one strikeout vs. the Royals...reached base five times (home run and four walks) for the 10th time in his career on May 19 at the Cubs...hit a game-winning, 448-foot home run on May 28 at Tampa Bay...hit his 12th career grand slam and matched a season high with five RBI on June 9 vs. Houston...hit his 20th homer on June 10 vs. Houston...according to Elias, became just the second player in baseball history to hit 20 home runs the year after posting a slugging percentage below .300 (.277 in 2011)...hit his 25th home run on July 3 vs. Texas, becoming the fifth player (sixth time) in franchise history with 25 homers and 60 RBI prior to the All-Star Break...Jermaine Dye (2006), Jim Thome (2006), Frank Thomas (1994, 2000) and Dick Allen (1974) also accomplished the feat (Elias)...did not play in the All-Star Game at Kauffman Stadium...stolen base on July 17 at Boston was his since first Aug. 16, 2008 (with Arizona)...recorded his 32nd career multi-homer game and collected his 1,000th career RBI on Aug. 13 at Toronto...hit his 400th career home run on Aug. 18 at Kansas City...hit his 36th home run on Aug. 20 vs. the Yankees...recorded his 33rd career multi-homer game (third of 2012) on Aug. 24 vs. Seattle...missed 10 games (Sept. 1-2 and Sept. 7-14) with a strained right oblique...hit a game-winning, two-run home run in the eighth inning on Sept. 24 vs. Cleveland, his 41st of the season...also hit a solo homer in the sixth (34th career multi-homer effort).

**2011**—His .159 average (66-415) would have been the lowest in major-league history with the required plate appearances (was six short), and his streak of seven straight seasons with at least 38 home runs came to an end...established a club record and ranked third in the AL with 177 strikeouts...his 22 games with at least three strikeouts were an AL record...was the first player in the major leagues with more walks than hits since Jack Cust in 2007...his 75 walks were two less than his 2010 total (77) despite playing in 36 less games...did not record an intentional walk for the first time in his career...was one of two players in the majors to register at least 75 walks without the benefit of an intentional walk (also

the Yankees' Curtis Granderson)...averaged one walk per 6.6 plate appearances, which would have ranked third in the AL if he qualified...totaled nine home runs and 34 RBI in the first half, compared to two homers and eight RBI after the All-Star Break...was 6-94 (.064) vs. lefties, with one extra-base hit (double on Sept. 18 at Kansas City)...made his White Sox debut on April 1 at Cleveland, going 2-4 with a double, home run (seventh on Opening Day) and four RBI...joined Al Zarilla (April 17, 1951) and George Metkovich (June 16, 1949) as the only players with four or more RBI in a Sox debut...underwent an emergency appendectomy on April 6 in Kansas City and missed the next six games...recorded his 1,000th walk on April 24 at Detroit, becoming the fourth-fastest player in baseball history to 350 home runs and 1,000 walks (1,463 games)...hit his fourth career pinch homer on May 1 vs. Baltimore...tied his career high with four hits on May 11 at the Angels (fourth time)...struck out in all four at-bats on May 26 at Toronto and walked in all four plate appearances the following game, the first player to do so since Philadelphia's Dick Allen on May 1-2/68 at the Mets...the four walks on May 27 at the Blue Jays matched a career high (fourth time)...ended an 0-40 streak vs. left-handers on June 3 vs. Detroit...ended the season hitless in his last 22 at-bats and without a homer in his last 91...failed to homer in a month (September) for the first time in his career.

**2010**—Hit .260 (145-558) with a career-high 36 doubles, 38 home runs and 103 RBI in 158 games in his second season with Washington...recorded at least 100 RBI for the fourth straight season (sixth overall) and played in excess of 150 games for the seventh straight year...ranked among the National League leaders in home runs (2nd), home run ratio (2nd, 14.68), extra-base hits (3rd, 76), slugging percentage (5th), RBI (7th), total bases (T8th, 299) and OPS (9th, .892)...extended his major-league record with at least 20 first-half home runs (22) to eight consecutive seasons...his 77 walks marked his fewest in a full season...batted .288 (92-320) in the first half, compared to .223 (53-238) after the All-Star Break...hit 15 home runs in 33 games vs. NL West opponents...recorded his first three-homer game on July 7 vs. San Diego...tied a career best with six RBI on Aug. 6 at the Dodgers...hit his eighth career game-ending home run on Sept. 28 vs. Philadelphia.

**2009**—Batted a career-high .267 (146-546) in his first season with Washington...established a Nationals record with 116 walks...ranked among the NL leaders in walks (2nd), home runs (6th), home run ratio (6th, 14.4), intentional walks (6th, 16), games played (T7th, 159), RBI (9th) and on-base percentage (.398)...led Washington in games, home runs, walks and on-base and slugging percentage...hit his 300th home run on July 4 vs. Atlanta (off Tommy Hanson), becoming the 13th player in major-league history to reach the milestone prior to his 30th birthday.

**2008**—Combined to hit .236 (122-517) with 40 home runs, 100 RBI and a major-league best 122 walks in 158 games with Cincinnati and Arizona...hit 40 home runs for the fifth straight season, joining Bonds, Griffey Jr., Kiner, Rodriguez, Ruth, Snider and Sosa as the only players in baseball history to accomplish the feat...also totaled 40 homers, 100 RBI and 100 walks for the fourth time...ranked among the NL leaders in home runs (2nd), home run ratio (2nd, 12.9), on-base percentage (9th, .386) and OPS (9th, .898)...batted .233 (87-373) with 32 home runs with the Reds and .243 (35-144) with eight homers with the Diamondbacks...was traded to Arizona with cash on Aug. 11 in exchange for pitchers Dallas Buck and Micah Owings and infielder Wilkin Castillo... homered in a career-high five straight games from May 14-19, tying the Reds' franchise record (also Griffey Jr., Johnny Bench and Ted Kluszewski)...reached base safely in 26 straight games from May 13-June 10...tied a career-best with 12 home runs in July (also August, 2001).

**2007**—Registered his fourth season with at least 40 home runs, 100 RBI, 100 walks and 100 runs scored...became the first player in Reds history to hit at least 40 home runs in four consecutive campaigns...established a career high with 106 RBI...ranked among the NL leaders in homers (3rd, 40), home run ratio (3rd, 13.1), walks (5th, 101) and RBI (10th)...led Cincinnati in home runs for the sixth straight season, the longest streak in club history since George Foster (also 6, 1976-81)...homered in his first two plate appearances on Opening Day vs. Cubs (off Carlos Zambrano), becoming the only player in Reds history to have a pair of multi-homer games on OD (also 2005)...recorded his 500th RBI on May 30 at Houston...was named NL Player of the Week for June 11-17 after hitting .500 with four homers and eight RBI...matched his career high with a 12-game hitting streak from July 15-26...received his third career ejection on Aug. 9 vs. Dodgers (arguing a checked swing)...hit his sixth career game-ending homer on Aug. 23 vs. Atlanta (12th inning)...missed the final six games after undergoing arthroscopic surgery to repair a torn meniscus in his right knee (surgery performed by Dr. Timothy

**2006**—Batted .234 (131-561) with 24 doubles, 40 home runs, 92 RBI and 112 walks in 160 games with the Reds...fell one run and eight RBI shy of his third straight season with 100 runs/100 RBI/100 walks...ranked among the NL leaders in walks (2nd), games (T3rd), home runs (7th) and home run ratio (7th, 14.0)...drew his 500th career walk on May 20 at Detroit (704th game), the second-fastest to that mark in baseball history (Frank Thomas in 617 games)...homered in four straight games from June 11-14...hit game-ending homers on June 14 vs. Milwaukee and June 30 vs. Cleveland...the home run on June 30 was a grand slam, joining Sammy Byrd (May 23, 1936 vs. Pittsburgh) as the only players in Reds history to erase a three-run deficit with a slam to end a game...produced hits in seven consecutive at-bats from July 26-27 at Houston and reached base safely in nine straight plate appearances...was ejected for the second time in his career on Sept. 24 vs. Cubs.

**2005**—Became the first player in Reds history to total 100 runs, 100 RBI and 100 walks in multiple seasons (also 2004) and the third player to produce consecutive 40-homer seasons (also George Foster in 1977-78 and Kluszewski from 1953-55)...also drove in 100 runs in back-to-back seasons, the first Cincinnati player to do so since Dave Parker in 1985-86...led the majors in strikeouts (168) for the second consecutive season...also ranked among the NL leaders in walks (3rd, 114), homers (4th, 40), runs scored (5th, 107) and extra-base hits (T6th, 77)...homered twice on Opening Day vs. the Mets, only the second player in club history to accomplish the feat (also Frank McCormick in 1941)...was named NL Player of the Month for July after posting NL bests with 11 homers and 31 RBI...originally agreed to participate in the inaugural World Baseball Classic, but later declined in order to remain with the Reds to spend time working at first base.

**2004**—Established career highs in home runs (46), hits (151), games (161) and total bases (323)...joined Joe Morgan (1976) as the only players in Reds history to record 100 runs, 100 RBI and 100 walks in a season...ranked among the NL leaders in home runs (T2nd), games (3rd), total bases (5th), extra-base hits (T5th, 80), walks (6th, 108) and slugging percentage (10th, .569)...set a then major-league record with 195 strikeouts (since broken)...was the fourth player in Reds history to reach 30 homers before his 25th birthday (Gus Bell, Frank Robinson and Bench) and only the second to hit 40 (Bench)...became only the third player in baseball history to record 100 RBI without a sacrifice fly (also Nick Esasky in 1989 and Chili Davis in 1993)...homered in four straight games from Aug. 4-7...hit his 100th home run on July 28 vs. St. Louis (off Jeff Suppan)...his 535-foot home run that landed on a piece of driftwood in the Ohio River on Aug. 10 vs. Dodgers was the longest home run in the majors since at least 1976 (according to historian Bill Jenkinson).

**2003**—Hit 27 home runs despite playing in just 116 games due to a left thumb injury...suffered the injury on Aug. 15 vs. Houston while diving for a ball...remained in the game and hit a game-ending, two-run homer...was placed on the disabled list the following day and missed the final 42 games...went 3-4 with three home runs and eight RBI as a pinch hitter, including a grand slam on May 26 at Atlanta...the pinch slam was the first by a Reds player since Tony Tarasco on Sept. 21, 1998 vs. Philadelphia...batted leadoff 15 times, going 10-54 (.185) with five homers and five RBI...hit leadoff homers on June 6 vs. Toronto and June 14 vs. Philadelphia...missed games on June 20-21 while serving a two-game suspension for charging Phillies pitcher Carlos Silva on June 13 (first ejection).

**2002**—Was named to his first NL All-Star Team in his first full major-league season...was the youngest player (22 years, 8 months) in the Midsummer Classic...his 128 walks were the most by a Reds player since Joe Morgan's club-record 132 in 1975 and the most ever by a player in baseball history under the age of 23...ranked among NL leaders in strikeouts (2nd, 170), walks (3rd) and games (T6th)...homered in three consecutive plate appearances on April 28-30...hit his first career grand slam on May 6 vs. Milwaukee...was named NL Player of the Week for May 6-12, hitting .412 with two homers and a league-best 12 RBI...walked at least once in a club-record 13 consecutive games from May 15-28...received 10 stitches during a game on June 15 vs. Pittsburgh and later hit a three-run homer...reached base safely in 28 straight games from July 17-Aug. 17...tied a major-league record with five strikeouts in a nine-inning game on Aug. 20 at Arizona (first Reds player).

**2001**—Hit 19 home runs, the most by a Reds rookie since Vada Pinson in 1959 (20)...ranked among NL rookie leaders in home runs (2nd), slugging percentage (2nd, .578), on-base percentage (2nd, .371),

extra-base hits (3rd, 38), walks (4th, 38), RBI (5th) and total bases (5th, 141)...hit 10 homers in his first 34 games, the fastest to that mark in the major leagues since Seattle's Jose Cruz Jr. in 1997 (32)...was recalled from Triple-A Louisville on July 20...made his major-league debut that night at Florida, going 1-3 (single off Matt Clement)...recorded his first RBI on July 21 at Florida...hit his first career homer on July 27 vs. Florida (off Clement)...hit safely in his first seven games in the majors...was named NL co-Rookie of the Month for August (with Houston's Roy Oswalt), hitting .282 with 12 home runs and 27 RBI...the 12 homers in a single month set a NL rookie record...combined to hit .334 (117-350) with 22 doubles, 32 home runs and 84 RBI in 94 games with Louisville and Double-A Chattanooga...finished second among all minor-leaguers with a .444 on-base and a .671 slugging percentage...hit .343 (48-140) with 12 homers in 39 games with Chattanooga before his promotion to Louisville on May 16...batted .329 (69-210) with 20 homers and 53 RBI in 55 games with the Bats...was named Most Valuable Player of the Triple-A All-Star Game after hitting two home runs...also homered in MLB's All-Star Future Game in Seattle...entered the season ranked by *Baseball America* as the No. 2 Prospect in the Reds organization and the 33rd-best prospect overall.

**2000**—Spent the entire season with Single-A Dayton...led the Midwest League in on-base percentage (.428) and ranked second in runs scored (101) and walks (100)...entered the season ranked by *Baseball America* as the No. 2 Prospect in the Reds organization and the 56th-best prospect overall.

**1999**—Hit .307 (96-313) with 11 home runs and 44 RBI in 93 games with Single-A Rockford...was named Midwest League Batter of the Week for Aug. 29-Sept. 6, batting .526 with nine RBI.

**1998**—Made his professional debut with Rookie Billings...appeared in 38 games before leaving the club on Aug. 1 to join the University of Texas football team.

## PERSONAL/MISCELLANEOUS

Adam Troy Dunn was originally signed by Reds scout Johnny Almarez...is married, Rachel...has three children: Brady, Casey and MacKenzie...is a 1998 graduate of Caney (Texas) High School where he totaled 4,792 yards and 44 touchdowns as a quarterback...attended the University of Texas and played one season of football (redshirted)...announced intention to play baseball full-time in the spring of 1999...made an appearance in the 2013 film, "Dallas Buyer's Club"...appeared as bartender Neddie Jay in his big-screen debut...the film, which was released on Nov. 1, 2013, also starred Matthew McConaughey, Jared Leto, Jennifer Garner and Steve Zahn...Dunn's role was filmed over two days on the movie's Louisiana set in late 2012.

## LIFETIME PLAYING RECORD

Year	Club	AVG.	G	AB	R	H	2B	3B	HR	RBI	SH	SF	HP	BB	SO	SB	CS	SLG	OBP	E
1998	Billings	.288	34	125	26	36	3	1	4	13	0	1	3	22	23	4	2	.424	.404	6
1999	Rockford	.307	93	313	62	96	16	2	11	44	0	3	10	46	64	21	10	.476	.409	8
2000	Dayton	.281	122	420	101	118	29	1	16	79	0	6	12	100	101	24	5	.469	.428	9
2001	Chattanooga	.343	39	140	30	48	9	0	12	31	1	0	3	24	31	6	3	.664	.449	3
	Louisville	.329	55	210	44	69	13	0	20	53	0	1	5	38	51	5	1	.676	.441	5
	CINCINNATI	.262	66	244	54	64	18	1	19	43	0	0	4	38	74	4	2	.578	.371	2
2002	CINCINNATI	.249	158	535	84	133	28	2	26	71	1	3	9	128	170	19	9	.454	.400	15
2003	CINCINNATI	.215	116	381	70	82	12	1	27	57	0	4	10	74	126	8	2	.465	.354	11
2004	CINCINNATI	.266	161	568	105	151	34	0	46	102	0	0	5	108	195	6	1	.569	.388	8
2005	CINCINNATI	.247	160	543	107	134	35	2	40	101	0	2	12	114	168	4	2	.540	.387	9
2006	CINCINNATI	.234	160	561	99	131	24	0	40	92	1	3	6	112	194	7	0	.490	.365	13
2007	CINCINNATI	.264	152	522	101	138	27	2	40	106	0	4	5	101	165	9	2	.554	.386	6
2008	CINCINNATI	.233	114	373	58	87	14	0	32	74	0	5	6	80	120	1	1	.528	.373	7
	ARIZONA	.243	44	144	21	35	9	0	8	26	0	0	1	42	44	1	0	.472	.417	4
2009	WASHINGTON	.267	159	546	81	146	29	0	38	105	0	2	4	116	177	0	1	.529	.398	16
2010	WASHINGTON	.260	158	558	85	145	36	2	38	103	0	4	9	77	199	0	1	.536	.356	13
2011	CHICAGO (AL)	.159	122	415	36	66	16	0	11	42	0	2	4	75	177	0	1	.277	.292	4
2012	CHICAGO (AL)	.204	151	539	87	110	19	0	41	96	0	4	1	105	222	2	1	.468	.333	2
2013	CHICAGO (AL)	.219	149	525	60	115	15	0	34	86	0	3	3	76	189	1	1	.442	.320	8
<b>AL Totals</b>		<b>.197</b>	<b>422</b>	<b>1479</b>	<b>183</b>	<b>291</b>	<b>50</b>	<b>0</b>	<b>86</b>	<b>224</b>	<b>0</b>	<b>8</b>	<b>8</b>	<b>256</b>	<b>588</b>	<b>3</b>	<b>3</b>	<b>.405</b>	<b>.317</b>	<b>14</b>
<b>NL Totals</b>		<b>.250</b>	<b>1448</b>	<b>4975</b>	<b>865</b>	<b>1246</b>	<b>266</b>	<b>10</b>	<b>354</b>	<b>880</b>	<b>2</b>	<b>27</b>	<b>71</b>	<b>990</b>	<b>1632</b>	<b>59</b>	<b>21</b>	<b>.521</b>	<b>.381</b>	<b>104</b>
<b>ML Totals</b>		<b>.238</b>	<b>1870</b>	<b>6454</b>	<b>1048</b>	<b>1537</b>	<b>316</b>	<b>10</b>	<b>440</b>	<b>1104</b>	<b>2</b>	<b>36</b>	<b>79</b>	<b>1246</b>	<b>2220</b>	<b>62</b>	<b>24</b>	<b>.495</b>	<b>.366</b>	<b>118</b>

## CAREER TRANSACTIONS

**1998** — Selected by the Cincinnati Reds organization in the 2nd round of the June Draft. **2003** — On the suspended list, June 20 to 21. On the disabled list, August 16 to October 1. **2008** — Traded to the Arizona Diamondbacks for pitchers Dallas Buck and Micah Owings and outfielder Wilkin Castro, August 11. Elected free agency, November 1. **2009** — Signed by the Washington Nationals, February 12. **2010** — Elected free agency, November 1; signed by the Chicago White Sox, December 3. **2014** — Traded to the Oakland Athletics with cash considerations for minor league pitcher Nolan Sanburn, August 31.

## ALL-STAR GAME RECORD

Year	Club/Site	AVG.	G	AB	R	H	2B	3B	HR	RBI	SH	SF	HP	BB	SO	SB	CS	SLG	OBP	E	
2002	NL/Mil.	.000	1	1	0	0	0	0	0	0	0	0	0	1	0	0	0	.000	.500	0	
2012	AL/K.C.																				(Did not play)

## WORLD BASEBALL CLASSIC RECORD

Year	Club	AVG.	G	AB	R	H	2B	3B	HR	RBI	SH	SF	HP	BB	SO	SB	CS	SLG	OBP	E
2009	United States	.304	8	23	9	7	1	0	3	9	0	0	1	9	10	0	0	.739	.515	2

## VS. THE AMERICAN LEAGUE

2013		CAREER									
AVG.	AB	H	HR	RBI	vs. TEAM	AVG.	AB	H	HR	RBI	
.240	25	6	3	7	Baltimore	.206	126	26	8	34	
.059	17	1	1	3	Boston	.145	83	12	4	8	
—	0	0	0	0	Chicago	.043	23	1	0	3	
.167	60	10	1	8	Cleveland	.235	306	72	19	54	
.290	62	18	2	4	Detroit	.237	177	42	10	20	
.160	25	4	2	4	Houston	.258	453	117	26	79	
.242	66	16	5	11	Kansas City	.225	178	40	13	27	
.190	21	4	1	4	Los Angeles	.236	106	25	3	13	
.275	69	19	8	15	Minnesota	.229	170	39	13	31	
.286	14	4	0	3	New York	.185	92	17	3	10	
.231	26	6	1	2	Oakland	.170	106	18	6	14	
.217	23	5	2	4	Seattle	.218	101	22	7	17	
.238	21	5	2	5	Tampa Bay	.152	92	14	4	12	
.174	23	4	2	4	Texas	.290	100	29	13	21	
.238	21	5	3	6	Toronto	.212	113	24	9	19	

## VS. THE NATIONAL LEAGUE

2013		CAREER									
AVG.	AB	H	HR	RBI	vs. TEAM	AVG.	AB	H	HR	RBI	
—	0	0	0	0	Arizona	.226	177	40	14	32	
.125	8	1	0	1	Atlanta	.249	293	73	21	60	
.100	10	1	0	1	Chicago	.242	463	112	43	75	
—	0	0	0	0	Cincinnati	.182	55	10	2	5	
—	0	0	0	0	Colorado	.289	232	67	14	36	
—	0	0	0	0	Los Angeles	.238	231	55	14	40	
.091	11	1	1	2	Miami	.251	307	77	16	54	
—	0	0	0	0	Milwaukee	.265	442	117	34	92	
.143	7	1	0	0	New York	.240	288	69	16	43	
.429	7	3	0	0	Philadelphia	.240	292	70	22	49	
—	0	0	0	0	Pittsburgh	.268	395	106	31	69	
—	0	0	0	0	San Diego	.255	220	56	17	48	
—	0	0	0	0	San Francisco	.217	221	48	14	32	
—	0	0	0	0	St. Louis	.232	426	99	32	78	
.111	9	1	0	2	Washington	.215	186	40	12	29	

## MONTHLY BREAKDOWN

2013		CAREER									
AVG.	AB	H	HR	RBI	by MONTH	AVG.	AB	H	HR	RBI	
—	0	0	0	0	March	.000	7	0	0	1	
.148	88	13	6	12	April	.247	941	232	70	166	
.165	85	14	6	16	May	.235	1135	267	89	225	
.274	95	26	9	24	June	.238	1063	253	80	188	
.277	83	23	4	14	July	.270	1115	301	76	204	
.267	105	28	5	13	August	.228	1187	271	80	195	
.159	69	11	4	7	September	.210	933	196	41	118	
—	0	0	0	0	October	.233	73	17	4	7	

## BATTING BREAKDOWN

2013		CAREER									
AVG.	AB	H	HR	RBI	by CATEGORY	AVG.	AB	H	HR	RBI	
.222	266	59	21	44	Home	.238	3202	762	236	571	
.216	259	56	13	42	Road	.238	3252	775	204	533	
.258	182	47	15	33	Day	.243	2137	519	152	381	
.198	343	68	19	53	Night	.236	4317	1018	288	723	
.213	310	66	24	60	Pre-ASG	.239	3565	853	271	660	
.228	215	49	10	26	Post-ASG	.237	2889	684	169	444	
.197	122	24	6	22	vs. LHP	.220	1968	433	116	311	
.226	403	91	28	64	vs. RHP	.246	4486	1104	324	793	
.241	158	38	9	55	RISP	.224	1667	374	104	656	
.250	4	1	0	3	Bases Loaded	.289	135	39	12	136	
.500	2	1	0	1	Pinch Hitter	.250	40	10	4	13	
.184	267	49	16	44	Designated Hitter	.192	953	183	54	150	

## BALLPARK BREAKDOWN

	AVG.	AB	H	HR	RBI
Angel Stadium	.281	64	18	2	9
AT&T Park	.196	112	22	5	15
Bithorn Stadium	.333	9	3	1	1
Busch Stadium	.238	101	24	10	21
Busch Stadium II	.194	124	24	5	14
Camden Yards	.145	55	8	2	13
Chase Field	.218	165	36	15	38
Cinergy Field	.245	364	89	21	59
Citi Field	.194	67	13	3	8
Citizens Bank Park	.238	122	29	10	19
Comerica Park	.255	98	25	8	15
Cools Field	.264	106	28	9	17
Dodger Stadium	.252	119	30	7	22
Fenway Park	.118	34	4	0	0
Globe Life Park	.277	47	13	6	9
Great American	.254	1493	379	126	277
Kauffman Stadium	.214	84	18	5	13
Miller Park	.252	222	56	15	39
Minute Maid Park	.268	231	62	13	40
Nationals Park	.249	579	144	39	111
O.co Coliseum	.192	52	10	3	6
Olympic Stadium	.273	33	9	3	7
Original Yankee Stadium	.000	9	0	0	0
PETCO Park	.300	90	27	7	16
PNC Park	.246	179	44	8	27
Progressive Field	.218	165	36	7	25
Qualcomm Stadium	.133	30	4	1	1
RFK Stadium	.182	33	6	1	3
Rogers Centre	.182	55	10	3	7
Safeco Field	.265	49	13	3	11
Shea Stadium	.235	81	19	4	11
Sun Life Stadium	.289	149	43	8	30
Target Field	.259	85	22	7	19
Tropicana Field	.115	52	6	1	4
Turner Field	.273	143	39	6	28
U.S. Cellular Field	.192	736	141	47	112
Veterans Stadium	.200	15	3	1	2
Wrigley Field	.269	260	70	27	49
Yankee Stadium	.238	42	10	1	6



## FIELDING STATISTICS

### First Baseman

YEAR	PCT.	G	PO	A	E	TC	DP
2002	.985	44	360	22	6	388	30
2003	.989	19	81	8	1	90	10
2004	1.000	10	76	4	0	80	5
2005	.985	33	244	11	4	259	31
2006	.941	2	15	1	1	17	2
2008	.977	19	123	7	3	133	14
2009	.986	67	531	37	8	576	63
2010	.990	153	1203	93	13	1309	119
2011	.986	35	259	24	4	287	21
2012	.995	52	387	34	2	423	31
2013	.986	71	548	31	8	587	54
<b>Totals</b>	<b>.988</b>	<b>505</b>	<b>3827</b>	<b>272</b>	<b>50</b>	<b>4149</b>	<b>380</b>

### Outfielder

YEAR	PCT.	G	PO	A	E	TC	DP
2001	.986	63	136	3	2	141	1
2002	.959	118	201	10	9	220	2
2003	.955	102	208	5	10	223	2
2004	.970	156	250	10	8	268	1
2005	.981	133	246	6	5	257	0
2006	.960	156	279	7	12	298	1
2007	.976	144	244	4	6	254	0
2008	.968	141	239	5	8	252	1
2009	.947	84	142	2	8	152	0
2011	1.000	2	1	0	0	1	0
2012	1.000	5	8	0	0	8	0
2013	1.000	3	2	0	0	2	0
<b>Totals</b>	<b>.967</b>	<b>1107</b>	<b>1956</b>	<b>52</b>	<b>68</b>	<b>2076</b>	<b>8</b>

## DUNN'S CAREER BESTS

**Hits:** 4 (six times), last: August 4, 2013 at Detroit

**Home Runs:** 3, July 7, 2010 vs. San Diego; 2 (35 times), last: June 10, 2013 vs. Toronto

**Runs Batted In:** 6 (twice), August 6, 2010 at Los Angeles (NL), May 24, 2009 vs. Baltimore; 5 (17 times), last: June 10, 2013 vs. Toronto

**Stolen Bases:** 2 (three times), last: April 7, 2007 vs. Pittsburgh

**Hitting Streak:** 12, July 15 to 26, 2007

**Hitless Streak (At Bats):** 31, April 11 to 21, 2013

**Game Ending RBI:** 12 (nine home runs, two doubles, one single), July 4, 2013 vs. Baltimore (home run); September 28, 2010 vs. Philadelphia (home run); June 19, 2009 vs. Toronto (single); September 3, 2008 vs. St. Louis (double); May 17, 2008 vs. Cleveland (home run); August 23, 2007 vs. Atlanta (home run); June 30, 2006 vs. Cleveland (home run); June 14, 2006 vs. Milwaukee (home run); July 24, 2005 vs. Milwaukee (home run); June 5, 2004 vs. Montreal (home run); August 15, 2003 vs. Houston (home run); July 30, 2003 vs. Colorado (single)

**Grand Slams:** 12, June 9, 2012 vs. Houston (Rhiner Cruz); July 25, 2009 vs. San Diego (Luis Perdomo); May 24, 2009 vs. Baltimore (Jamie Walker); July 28, 2008 at Houston (Roy Oswalt); July 23, 2008 vs. San Diego (Joe Thatcher); September 11, 2007 vs. St. Louis (Mark Mulder); June 30, 2006 vs. Cleveland (Bob Wickman); July 31, 2005 at San Diego (Woody Williams); July 9, 2005 at Arizona (Brandon Webb); September 11, 2004 vs. Milwaukee (Victor Santos); May 26, 2003 at Atlanta (Roberto Hernandez); May 6, 2002 vs. Milwaukee (Ruben Quevedo)

**Pinch-Hit Home Runs:** 4, May 1, 2011 vs. Baltimore (Jim Johnson); May 26, 2003 at Atlanta (Roberto Hernandez); May 21, 2003 vs. Atlanta (Jung Bong); April 20, 2003 at Montreal (Luis Ayala).

**Inside-The-Park Home Runs:** None.

**Lead Off Home Runs:** 2, June 14, 2003 vs. Philadelphia (Randy Wolf); June 6, 2003 vs. Toronto (Roy Halladay).

**INFIELDER****Height/Weight:** 5-9 / 185**Bats/Throws:** Right / Right**Birthdate:** June 15, 1987**Opening Day Age:** 26**Birthplace/Resides:** Dothan,, Alabama / Phoenix, Arizona**Major League Service:** 155 days**Obtained:** Acquired from Chicago for cash considerations, February 27, 2014**Contract Status:** First year of a one-year contract through 2014.**CAREER HIGHLIGHTS**

Is a .223 hitter in 82 games in two seasons in the majors with Arizona and Houston...played all nine positions for Houston in 2013...became the 13th player in ML history (14th time) to pitch and catch in the same game, Aug. 19, 2013 at Texas...was originally drafted by the Diamondbacks and made his Major League debut with Arizona in 2012...named to the Pacific Coast League Postseason All-Star team that year while playing for Triple-A Reno...was named to the Pioneer League Postseason All-Star team in 2008 with Missoula...is a .291 (588-for-2022) career hitter with 110 stolen bases in 592 minor league games over six seasons.

**2013 HIGHLIGHTS**

Split the season between Houston and Triple-A Oklahoma City...appeared in 52 games over two stints with the Astros and played all nine defensive positions, including 20 games (18 starts) at shortstop, 12 (10 starts) at second base, nine (two starts) in left field, two in center and one each at pitcher, catcher, first base, third base and right field...became the first player in Astros history to play all nine positions in a season and the first in the Major Leagues since Detroit's Shane Halter and Texas' Scott Sheldon in 2000...went 6-for-20 (.300) with runners in scoring position...was recalled from Oklahoma City May 14 and played in three games (three starts) before being optioned back to the RedHawks May 17...was recalled June 25 for the remainder of the season...connected on his first major-league home run July 6 at Texas (off Tanner Scheppers)...caught the fourth through seventh innings and pitched a scoreless eighth inning Aug. 19 at Texas...became the 13th player in ML history (14th time) to pitch and catch in the same game...was the first since Toronto's Jeff Mathis, July 25, 2012 against Oakland...also was the eighth Astros position player to pitch in a game...played in 70 games with Oklahoma City, including 54 at second base, seven in left field, five at shortstop, four at third base and two as the designated hitter...batted .333 (30-for-90) in April and .322 (29-for-90) in June...hit .303 (30-for-99) against left-handers...compiled a 12-game hitting streak from April 5-18, going 22-for-49 (.449) with a home run, seven RBI and 11 runs scored...was claimed off waivers by the White Sox Nov. 13.

**CAREER**

**2012**—Appeared in 30 games in his first season with Arizona...made 14 starts at shortstop and one at second base...had four multi-hit and two multi-RBI efforts...was 1-for-9 (.111) as a pinch hitter...his contract was selected from Triple-A Reno Aug. 11...made his Major League debut that night against Washington...recorded his first hit in his first start (shortstop) Aug. 16 at St. Louis, a single off Kyle Lohse...registered his first RBI Aug. 29 against Cincinnati...was claimed off waivers by Houston Nov. 1...also appeared in 108 games with Triple-A Reno...was named to the Pacific Coast League Mid and Postseason All-Star teams and the Topps Triple-A All-Star team...ranked among the PCL leaders in on-base percentage (2nd, .442), runs scored (3rd, 95), batting average (4th, .344), walks (4th, 74), stolen bases (6th, 32) and triples (7th, 9)...rated by *Baseball America* as having the Best Strike-Zone Judgment in the PCL...was selected as a MilB.com Diamondbacks Organizational All-Star...established a Reno record with a 31-game hitting streak from May 20 to June 24 (56-for-133, .421)...reached base safely in a league-best 46 straight games from May 3 to June 24.

**2011**—Spent his second consecutive season with Double-A Mobile...helped the Baybears win the Southern League Championship...played in 112 games at second base, three at shortstop and one at third...pitched in two games, his third and fourth career pitching appearances (also 2009-10).

**2010**—Appeared in 120 games with Mobile...was a Southern League Midseason All-Star...appeared in 75 games at second base, 38 at shortstop, 15 at third base and one each at pitcher and catcher.

**2009**—Spent the season with Single-A South Bend and led the team in runs scored (62), walks (61) and on-base percentage (.365)...led Midwest League second basemen with a .980 fielding percentage (10 errors in 510 total chances).

**2008**—Made his professional debut with advanced rookie Missoula in the Arizona organization...was named to the Pioneer League Postseason All-Star team...ranked second on the team in average (.296) and doubles (15).

## PERSONAL/MISCELLANEOUS

Jacob David Elmore was originally signed by Arizona scout Rodney Davis...attended Arizona State and Wallace State (Ala.) Community College...hit .428 (151-for-353) during his two seasons at Wallace State...transferred to Arizona State for his junior year in 2008...is a 2005 graduate of Pleasant Grove (Ala.) High School...was a four-year letter winner in baseball and football.

### LIFETIME PLAYING RECORD

Year	Club	AVG.	G	AB	R	H	2B	3B	HR	RBI	SH	SF	HP	BB	SO	SB	CS	SLG	OBP	E
2008	Missoula	.296	53	179	38	53	15	3	3	22	3	4	4	26	36	9	8	.464	.390	5
2009	South Bend	.258	117	387	62	100	21	3	3	38	2	2	5	61	55	13	7	.351	.365	11
2010	Mobile	.278	124	388	64	108	16	2	2	31	7	5	4	58	56	25	13	.345	.374	19
2011	Mobile	.270	120	381	58	103	19	1	3	41	5	11	7	54	65	15	11	.349	.362	10
2012	Reno	.344	108	419	95	144	30	9	1	73	7	6	5	74	54	32	8	.465	.442	7
	ARIZONA	.191	30	68	1	13	4	0	0	7	5	0	0	5	6	0	0	.250	.247	2
2013	Oklahoma City	.299	70	268	42	80	13	4	5	30	1	3	7	31	37	16	6	.433	.382	3
	HOUSTON	.242	52	120	16	29	4	0	2	6	2	1	0	13	20	1	6	.325	.313	8
<b>AL Totals</b>		<b>.242</b>	<b>52</b>	<b>120</b>	<b>16</b>	<b>29</b>	<b>4</b>	<b>0</b>	<b>2</b>	<b>6</b>	<b>2</b>	<b>1</b>	<b>0</b>	<b>13</b>	<b>20</b>	<b>1</b>	<b>6</b>	<b>.313</b>	<b>.325</b>	<b>8</b>
<b>NL Totals</b>		<b>.191</b>	<b>30</b>	<b>68</b>	<b>1</b>	<b>13</b>	<b>4</b>	<b>0</b>	<b>0</b>	<b>7</b>	<b>0</b>	<b>0</b>	<b>0</b>	<b>5</b>	<b>6</b>	<b>0</b>	<b>0</b>	<b>.247</b>	<b>.250</b>	<b>2</b>
<b>ML Totals</b>		<b>.223</b>	<b>82</b>	<b>188</b>	<b>17</b>	<b>42</b>	<b>8</b>	<b>0</b>	<b>2</b>	<b>13</b>	<b>2</b>	<b>1</b>	<b>0</b>	<b>18</b>	<b>26</b>	<b>1</b>	<b>6</b>	<b>.290</b>	<b>.298</b>	<b>10</b>

### LIFETIME PITCHING RECORD

Year	Club	W	L	ERA	G	GS	CG	SHO	SV	IP	H	R	ER	HR	HB	BB	IBB	SO	WP	BK
2009	South Bend	0	0	27.00	1	0	0	0	0	1.0	2	3	3	1	0	1	0	1	0	0
2010	Mobile	1	0	0.00	1	0	0	0	0	1.0	0	0	0	0	0	0	0	0	0	0
2011	Mobile	0	0	7.71	2	0	0	0	0	2.1	2	2	2	2	0	1	0	2	0	0
2013	HOUSTON	0	0	0.00	1	0	0	0	0	1.0	0	0	0	0	0	0	0	0	0	0
<b>ML Totals</b>		<b>0</b>	<b>0</b>	<b>0.00</b>	<b>1</b>	<b>0</b>	<b>0</b>	<b>0</b>	<b>0</b>	<b>1.0</b>	<b>0</b>	<b>0</b>	<b>0</b>	<b>0</b>	<b>0</b>	<b>0</b>	<b>0</b>	<b>0</b>	<b>0</b>	<b>0</b>

### CAREER TRANSACTIONS

**2007** — Selected by the Florida Marlins organization in the 48th round of the First-Year Player Draft; did not sign.

**2008** — Selected by the Arizona Diamondbacks organization in the 34th round of the First-Year Player Draft. **2012**

— Claimed off waivers by the Houston Astros, November 1. **2013** — Claimed off waivers by the Chicago White Sox,

November 20. **2014** — Traded to the Oakland Athletics for cash considerations, February 27.

## VS. THE AMERICAN LEAGUE

2013		CAREER								
AVG.	AB	H	HR	RBI	vs. TEAM	AVG.	AB	H	HR	RBI
.000	2	0	0	0	Baltimore	.000	2	0	0	0
.600	5	3	1	1	Boston	.600	5	3	1	1
.333	3	1	0	0	Chicago	.333	3	1	0	0
—	0	0	0	0	Cleveland	—	0	0	0	0
.375	8	3	0	0	Detroit	.375	8	3	0	0
—	0	0	0	0	Houston	.000	4	0	0	0
—	0	0	0	0	Kansas City	—	0	0	0	0
.333	12	4	0	0	Los Angeles	.333	12	4	0	0
.000	6	0	0	0	Minnesota	.000	6	0	0	0
.000	2	0	0	0	New York	.000	2	0	0	0
.167	6	1	0	0	Oakland	.167	6	1	0	0
.467	15	7	0	0	Seattle	.467	15	7	0	0
.167	18	3	0	1	Tampa Bay	.167	18	3	0	1
.190	21	4	1	2	Texas	.190	21	4	1	2
.000	9	0	0	0	Toronto	.000	9	0	0	0

## VS. THE NATIONAL LEAGUE

2013		CAREER								
AVG.	AB	H	HR	RBI	by MONTH	AVG.	AB	H	HR	RBI
—	0	0	0	0	Chicago	.000	5	0	0	0
.000	1	0	0	0	Cincinnati	.333	9	3	0	1
—	0	0	0	0	Colorado	.286	7	2	0	3
—	0	0	0	0	Los Angeles	.100	10	1	0	0
—	0	0	0	0	Miami	.182	11	2	0	0
.333	3	1	0	1	Pittsburgh	.333	3	1	0	1
—	0	0	0	0	San Diego	.154	13	2	0	2
—	0	0	0	0	San Francisco	.200	5	1	0	1
.222	9	2	0	1	St. Louis	.308	13	4	0	1
—	0	0	0	0	Washington	.000	1	0	0	0

## MONTHLY BREAKDOWN

2013		CAREER								
AVG.	AB	H	HR	RBI	by MONTH	AVG.	AB	H	HR	RBI
—	0	0	0	0	April	—	0	0	0	0
.364	11	4	0	1	May	.364	11	4	0	1
.182	11	2	0	0	June	.182	11	2	0	0
.231	52	12	1	4	July	.231	52	12	1	4
.250	40	10	1	1	August	.214	84	18	1	2
.167	6	1	0	0	September	.200	30	6	0	6

## BATTING BREAKDOWN

2013		CAREER								
AVG.	AB	H	HR	RBI	by CATEGORY	AVG.	AB	H	HR	RBI
.227	66	15	1	2	Home	.200	100	20	1	3
.259	54	14	1	4	Road	.250	88	22	1	10
.205	44	9	0	1	Day	.200	65	13	0	5
.263	76	20	2	5	Night	.236	123	29	2	8
.235	51	12	1	5	Pre-ASG	.235	51	12	1	5
.246	69	17	1	1	Post-ASG	.219	137	30	1	8
.286	49	14	1	1	vs. LHP	.250	68	17	1	2
.211	71	15	1	5	vs. RHP	.208	120	25	1	11
.300	20	6	0	3	RISP	.231	39	9	0	9
.333	3	1	0	1	Bases Loaded	.200	5	1	0	1
.125	8	1	0	0	Pinch Hitter	.118	17	2	0	1
.000	1	0	0	0	Designated Hitter	.000	1	0	0	0

## BALLPARK BREAKDOWN

	AVG.	AB	H	HR	RBI
Angel Stadium	.400	5	2	0	0
AT&T Park	.200	5	1	0	1
Busch Stadium	.444	9	4	0	1
Camden Yards	.000	2	0	0	0
Chase Field	.147	34	5	0	1
Comerica Park	.375	8	3	0	0
Coors Field	.286	7	2	0	3
Dodger Stadium	.111	9	1	0	0
Minute Maid Park	.214	70	15	1	2
O.co Coliseum	.000	1	0	0	0
PETCO Park	.400	5	2	0	2
PNC Park	.333	3	1	0	1
Rangers Ballpark	.222	9	2	1	2
Rogers Centre	.000	5	0	0	0
Safeco Field	1.000	1	1	0	0
Target Field	.000	5	0	0	0
Tropicana Field	.286	7	2	0	0
U.S. Cellular Field	.333	3	1	0	0

## FIELDING STATISTICS

Pitcher								
YEAR	PCT.	G	PO	A	E	TC	DP	
2013	1.000	1	1	0	0	1	0	
<b>Totals</b>	<b>1.000</b>	<b>1</b>	<b>1</b>	<b>0</b>	<b>0</b>	<b>1</b>	<b>0</b>	

Catcher								
YEAR	PCT.	G	PO	A	E	TC	DP	
2013	1.000	1	1	0	0	1	0	
<b>Totals</b>	<b>1.000</b>	<b>1</b>	<b>1</b>	<b>0</b>	<b>0</b>	<b>1</b>	<b>0</b>	

First Base								
YEAR	PCT.	G	PO	A	E	TC	DP	
2013	—	1	0	0	0	0	0	
<b>Totals</b>	<b>—</b>	<b>1</b>	<b>0</b>	<b>0</b>	<b>0</b>	<b>0</b>	<b>0</b>	

Second Base								
YEAR	PCT.	G	PO	A	E	TC	DP	
2012	1.000	5	3	6	0	9	3	
2013	.982	12	20	36	1	57	5	
<b>Totals</b>	<b>.985</b>	<b>17</b>	<b>23</b>	<b>42</b>	<b>1</b>	<b>66</b>	<b>8</b>	

Third Base								
YEAR	PCT.	G	PO	A	E	TC	DP	
2013	—	1	0	0	0	0	0	
<b>Totals</b>	<b>—</b>	<b>1</b>	<b>0</b>	<b>0</b>	<b>0</b>	<b>0</b>	<b>0</b>	

Shortstop								
YEAR	PCT.	G	PO	A	E	TC	DP	
2012	.973	17	22	50	2	74	9	
2013	.926	20	33	55	7	95	12	
<b>Totals</b>	<b>.947</b>	<b>37</b>	<b>55</b>	<b>105</b>	<b>9</b>	<b>169</b>	<b>21</b>	

Outfield								
YEAR	PCT.	G	PO	A	E	TC	DP	
2013	1.000	12	5	0	0	5	0	
<b>Totals</b>	<b>1.000</b>	<b>12</b>	<b>5</b>	<b>0</b>	<b>0</b>	<b>5</b>	<b>0</b>	

## ELMORE'S CAREER BESTS

**Hits:** 2 (12 times), last: August 18, 2013 at Los Angeles (AL)  
**Home Runs:** 1 (twice), last: August 6, 2013 vs. Boston  
**Runs Batted In:** 2 (three times), last: July 6, 2013 at Texas  
**Stolen Bases:** 1, August 31, 2013 vs. Seattle  
**Hitting Streak:** 4, July 19 to 22, 2013  
**Hitless Streak (At Bats):** 15 (twice), last: July 22 to August 4, 2013  
**Game Ending RBI:** None  
**Grand Slams:** None  
**Pinch-Hit Home Runs:** None.  
**Inside-The-Park Home Runs:** None.  
**Lead Off Home Runs:** None.

**RIGHT-HANDED PITCHER****Height/Weight:** 6-3 / 185**Bats/Throws:** Right / Right**Birthdate:** June 4, 1989**Opening Day Age:** 24**Birthplace/Resides:** Ciudad Bolivar, Venezuela / Ciudad Bolivar, Venezuela**Major League Service:** None**Obtained:** Signed to a minor league contract, November 14, 2013**Contract Status:** First year of a one-year contract through 2014.**NON-ROSTER INVITEE****CAREER HIGHLIGHTS**

Signed a minor league deal with the A's after going 15-22 with 41 saves and a 3.83 ERA in 222 games, including 13 starts, in seven seasons in the Cleveland Indians organization...has allowed just nine home runs in 322.1 career innings, an average of 0.25 per nine innings...is 8-5 with 33 saves and a 2.59 ERA (32 er in 111.0 ip) in 101 games over the last two years and has allowed just one home run...was selected by Seattle in the 2010 Rule 5 draft but was returned to Cleveland at the end of spring training in 2011.

**2013 HIGHLIGHTS**

Spent the entire season at Double-A Akron in the Cleveland organization and was 7-3 with 16 saves and a 2.71 ERA in 59 relief appearances...led the Eastern League in games pitched and tied for fourth in saves...yielded just one home run in 66.1 innings...struck out 87, an average of 11.80 per nine innings, which was the best mark among EL relievers...also ranked fourth among EL relievers in opponents batting average (.222)...had career highs in wins, games, saves, innings pitched (66.1), walks (27) and strikeouts (98)...led the Aeros and ranked second in the Indians farm system in saves...his opponents batting average included a .197 (25-for-127) mark against right-handed hitters compared to .248 (30-for-121) against left-handers...surrendered his only home run to a lefty...posted a 1.39 ERA over his first 26 games through June 8 and a 3.97 ERA over his final 33 contests...held the opposition a .153 batting average and .219 on-base percentage when leading off an inning...yielded a .163 average with the bases empty, .292 with runners on base...opponents hit .308 with runners in scoring position and two outs...converted 16-of-19 (84.2%) save opportunities...allowed 9-of-17 (52.9%) inherited runners to score...compiled a 1.87 ERA in 30 games on the road, 3.58 in 29 appearances at home...tossed at least 1.0 innings in 55 of his 59 appearances, including a season-high 2.0 innings eight times.

**AKRON:** Recorded his first save of the season in his third outing April 8 against Altoona despite allowing his only home run of the season...finished the year with a 56-game, 63.1-inning homerless streak...tossed a season-high 2.0 scoreless innings for the win in his next outing April 12 against Bowie...did not allow a run over a nine-game stretch from April 27 to May 19 (11.0 ip)...did not yield a hit over the first six games over that span (7.0 ip)...finished April with a 1.54 ERA in 10 games...then logged a 1.84 ERA in 12 games in May while striking out 21 in 14.2 innings (12.89 per nine innings)...struck out a season-high four batters May 12 at Reading and May 30 against Harrisburg...walked a season-high three batters in a season-high 2.0 scoreless and hitless innings for his fifth win of the season June 4 against New Hampshire...was charged with his first blown save June 12 at New Hampshire after allowing a season-high four hits without retiring a batter...matched his season-high in hits and yielded a season-high four runs in 1.0 innings June 22 against New Britain and July 14 against Altoona...had a season-best 10-game, 12.0-inning scoreless streak from July 17 to Aug. 17...opponents went 1-for-37 (.027) over that span with four walks...matched his season-high with four strikeouts and 2.0 innings pitched July 18 at Harrisburg and July 30 at New Britain...finished July with 23 strikeouts in 14.0 innings (14.79 per nine innings)...was charged with the blown save in back-to-back outings Aug. 10 at Trenton and Aug. 15 at Richmond...then allowed just one run over his final nine appearances (10.0 ip, 0.90 ERA)...pitched for Magallanes in the Venezuelan Winter League following the season and compiled an 11.25 ERA in five relief appearances.

## CAREER

**2012**—Spent most of the season at Single-A Carolina where he went 1-2 with 15 saves and a 2.37 ERA in 36 relief appearances...ranked third in the Cardinals organization and fourth in the Carolina League in saves...was promoted to Double-A Akron July 27 and went 0-1 with a 2.70 ERA in six outings with the Aeros...combined for a 2.42 ERA in 42 games overall...did not surrender a home run in 44.2 innings...allowed a .243 opponents batting average, including .180 against left-handed hitters compared to .269 against right-handers...yielded a .296 average with the bases empty compared to .204 with runners on base...converted 15-of-19 (78.9%) save opportunities...allowed 2-of-15 (13.3%) inherited runners to score...tossed at least one inning in 40 of his 45 appearances...with Akron, he posted a 1.64 ERA and .203 opponents batting average in 20 games at home compared to a 3.38 ERA and .297 opponents average in 16 contests on the road...did not allow a run in 13 of his first 15 appearances through May 15 (1.02 ERA)...struck out a season-high three batters in his first outing of the season April 6 against Winston-Salem...matched that April 23 against Lynchburg and April 27 at Salem...tossed a season-high 2.0 scoreless innings April 21 against Myrtle Beach...finished April with a 0.84 ERA and .189 opponents batting average in nine games and converted each of his four save opportunities...tagged with his first blown save of the season May 19 at Potomac, when he walked a season-high two batters in 0.2 innings...that started a 13-game stretch through June 30 where he allowed 12 runs (5.14 ERA)...did not allow a run in eight games (6.1 ip) in July at Carolina...allowed just two hits for a .100 opponents batting average...converted each of his five save opportunities and stranded all six of his inherited runners...was promoted to Akron July 27...appeared in five games before he was placed on the disabled list Aug. 17 with a strained right shoulder...was reinstated Sept. 1 and made one more appearance on the 3rd at Richmond (1.0 ip, 1 so).

**2011**—Was drafted by Seattle in the Rule 5 draft following the 2010 season...posted a 12.27 ERA in four spring training appearances with the Mariners and was returned to the Indians organization March 25...spent the entire season at Single-A Kinston and was 4-5 with two saves and a 6.02 ERA in 42 relief appearances...surrendered just two home runs in 55.1 innings...allowed a .320 opponents batting average, including .308 by right-handed hitters compared to .341 against left-handers...yielded both of his home runs to righties...opponents hit .383 when leading off an inning...allowed just 4-of-21 (19.0%) inherited runners to score...compiled a 2.30 ERA from the eighth inning on...allowed four or more runs six times...yielded at least one run in 12 of his first 17 appearances through May 23 (7.50 ERA)...tossed a season-high 3.0 scoreless innings May 27 against Winston-Salem...struck out a season-high four batters in 1.2 innings in his next outing May 31 against Wilmington for the win...did not walk a batter over a 14-game stretch from June 3 to July 22 (17.1 ip)...did not allow a run over an eight-game stretch from June 18 to July 17 (8.0 ip, 4 h, 0 bb, 5 so)...yielded a season-high seven runs on a season-high seven hits in 1.0 innings for the loss Aug. 19 at Myrtle Beach...was placed on the disabled list the next day with a strained right elbow...was reinstated Sept. 1 and tossed 1.1 scoreless innings Sept. 2 against Frederick...then allowed six unearned runs on six hits in 1.0 innings for the loss in his final outing Sept. 5 at Potomac.

**2010**—Began the year in extended spring training but was transferred to Single-A Lake County May 24...went 1-1 with six saves, a 2.14 ERA and .224 opponents batting average in 28 relief appearances with the Captains...yielded just one home run in 42.0 innings...struck out 51 (10.93 per nine innings) and walked just seven (1.50 per nine innings)...had a strikeout-to-walk ratio of 7.29...did not allow a run in 10 of his first 12 appearances through July 16 for a 0.95 ERA...allowed five runs over a three-game stretch from July 18 to 29 (7.94 ERA)...then held the opposition scoreless in 12 of his final 13 appearances for a 1.56 ERA...opponents hit .158 when leading off an inning...logged a 1.42 ERA in 12 games on the road, a 2.74 ERA in 16 contests at home...had a 1.57 ERA in 22 appearances at night...combined for a 1.53 ERA in the eighth and ninth innings...converted 6-of-7 (85.7%) save opportunities...allowed 6-of-12 (50.0%) inherited runners to score...had five of his six saves in the month of August, during which he posted a 1.76 ERA in 11 relief appearances...finished the regular season with a seven-game, 9.2-inning scoreless streak...then went 0-1 with a 4.91 ERA (7.1 ip, 5 h, 4 r, 4 er, 4 bb, 12 so) in five postseason appearances for the Midwest League Champions.

**2009**—Spent his first season in the United States with the Indians affiliate in the Arizona Rookie League...was 0-2 with a 4.55 ERA in 18 relief appearances...allowed a .297 opponents batting average, including .275 against right-handed hitters compared to .342 against left-handers...allowed all three of his home runs to righties...yielded a .167 average to batters leading off an inning...tossed at least one



inning in each of his 18 appearances, including two or more seven times...tossed a season-high 3.1 innings July 3 at the Giants but took the loss.

**2008**—Went 2-1 with two saves and a 2.79 ERA and .207 opponents batting average in 19 games, including one start, in his second season with the Indians affiliate in the Dominican Summer League... did not allow a home run in 38.2 innings...yielded a .196 average against right-handed hitters, .149 with runners in scoring position and .125 to batters leading off an inning...was credited with both of his wins and had a 1.76 ERA in seven games in July.

**2007**—Made his professional debut with the Indians affiliate in the Dominican Summer League...went 0-7 with a 6.04 ERA and .256 opponents batting average in 14 games, including 12 starts...yielded just two home runs in 47.2 innings.

## PERSONAL/MISCELLANEOUS

Jose Antonio Flores...was originally signed by the Cleveland Indians organization as a non-drafted free agent, July 12, 2005...did not pitch in 2006 due to a fractured left hand.

### LIFETIME PITCHING RECORD

Year	Club	W	L	ERA	G	GS	CG	SHO	SV	IP	H	R	ER	HR	HB	BB	IBB	SO	WP	BK
2007	DSL Indians	0	7	6.04	14	12	0	0	0	47.2	46	38	32	2	13	26	0	23	6	0
2008	DSL Indians	2	1	2.79	19	1	0	0	2	38.2	29	16	12	0	7	17	0	30	5	1
2009	AZL Indians	0	2	4.55	18	0	0	0	0	27.2	35	22	14	3	1	10	1	25	5	0
2010	Lake County	1	1	2.14	28	0	0	0	6	42.0	35	10	10	1	0	7	0	51	0	1
2011	Kinston	4	5	6.02	42	0	0	0	2	55.1	72	46	37	2	0	19	3	49	5	0
2012	Carolina	1	2	2.37	36	0	0	0	15	38.0	35	14	10	0	2	13	1	35	4	1
	Akron	0	1	2.70	6	0	0	0	0	6.2	6	4	2	0	0	2	0	4	0	0
2013	Akron	7	3	2.71	59	0	0	0	16	66.1	55	26	20	1	3	27	2	87	3	0
<b>Minor League Totals</b>		<b>15</b>	<b>22</b>	<b>3.83</b>	<b>222</b>	<b>13</b>	<b>0</b>	<b>0</b>	<b>41</b>	<b>322.1</b>	<b>313</b>	<b>176</b>	<b>137</b>	<b>9</b>	<b>26</b>	<b>121</b>	<b>7</b>	<b>304</b>	<b>28</b>	<b>3</b>

### CAREER TRANSACTIONS

**2005** — Signed by the Cleveland Indians organization as a non-drafted free agent, July 12. **2010** — Selected by the Seattle Mariners in the Rule 5 draft, December 9. **2011** — Returned to Cleveland (Rule 5), March 25. **2012** — Elected free agency, November 2; re-signed by Cleveland to a minor league contract, November 17. **2013** — Elected free agency, November 4; signed by the Oakland Athletics to a minor league contract, November 14.

### OAKLAND A'S YOUNGEST ALL-STARS

20 years, 318 days	Claudell Washington, 1975
21 years, 196 days	Rickey Henderson, 1980
21 years, 350 days	Vida Blue, 1971
22 years, 13 days	Jose Canseco, 1986
22 years, 64 days	Ben Grieve, 1998
22 years, 134 days	Trevor Cahill, 2010
22 years, 232 days	Rick Monday, 1968

**LEFT-HANDED PITCHER****Height/Weight:** 6-5 / 220**Bats/Throws:** Left / Left**Birthdate:** January 8, 1981**Opening Day Age:** 33**Birthplace/Resides:** Vancouver, British Columbia / Denver, Colorado**Major League Service:** 8 years, 126 days**Obtained:** Claimed off waivers from Cincinnati, May 18, 2014**Contract Status:** First year of a one-year contract through 2014.**CAREER HIGHLIGHTS**

Led the Rockies in wins in 2005, 2006 and 2007...ranks second in Rockies history with 64 career wins, 185 starts and 1,066.0 innings pitched and holds club records for wins, innings pitched and strikeouts (833) by a left-handed pitcher...in 2004 was the *Baseball America* and *USA Today* Minor League Player of the Year...was the starting pitcher for the World Team in the 2004 XM All-Star Futures Game...as the ninth selection in the 2002 first-year player draft was the second-highest Canadian draftee in history (Adam Loewen, selected fifth in 2002).

**2013 HIGHLIGHTS**

Spent most of the season with the Rockies but also made 11 appearances and six starts at Triple-A Colorado Springs...in May and June, spent time on the disabled list with a strained groin...started the Rockies' home opener...made 11 of his last 12 appearances in relief...entered the 2013 season with 2 professional relief appearances.

**CAREER**

**2012**—Went to spring training with the Reds...after 12 starts for Triple-A Louisville, he was released June 4...was signed by the Rockies five days later and led their staff in starts (24) and innings pitched (113.0)...after joining the Rockies June 9, Francis went on to post a 6-7 record with a 5.58 ERA...16 of his 24 starts were at least 5.0 innings, with 13 of those allowing three runs or less...with his win Aug. 13 against Milwaukee, he moved into sole possession of second place on the Rockies all-time wins list, passing Jason Jennings...made his 200th career appearance in his start Sept. 7 at Philadelphia...in that start he allowed six hits over 5.2 shutout innings...with his start after that, Sept. 12 against San Francisco, he made his 200th career start...finished the season with a 6.1 strikeout per 9.0 inning rate, his highest rate since 2007 (6.9)...tossed just 3.1 innings and allowed eight runs on 10 hits to take the loss in his first start June 9...however, following that start, he pitched at least 5.0 innings in nine straight starts, with the Rockies going 8-1 in those nine starts (June 15-July 25)...following his first start, he owned a 5.09 ERA and the Rockies went 13-10 in the remainder of his starts...went 3-3 with a 4.35 ERA in his 12 road starts.

**2011**—Made 31 starts for Kansas City in what his only season as a Royal...led the club with 16 quality starts, while his 31 starts and 183.0 innings pitched were his highest totals since 2007...issued just 39 walks all season, the fourth-fewest ever by a Royals pitcher with at least 180.0 innings pitched...tossed at least 6.0 innings in 20 of his 31 starts...owned a 3.13 ERA in those 20 starts...logged a 4.18 ERA in his 15 home starts and a 5.48 ERA in his 16 road starts...went 1-2 with a 2.75 ERA in three Interleague starts...was more effective prior to the All-Star break (4.60 ERA) than after the break (5.19 ERA)...lefties hit .277 against him while right-handers batted .309.

**2010**—Made 19 starts and one relief appearance in his seventh season in the Majors...made his season debut May 16 against Washington, his first start in the Majors since Sept. 12, 2008...according to Elias, he owned a 0.68 ERA through two starts in 2010 after missing the 2009 season due to injury...the last pitcher to have that low of an ERA through two starts after not pitching in the Major Leagues the previous season, and having at least 10 previous career starts, was Tim Wakefield, who had a 0.63 ERA through two starts for the 1995 Red Sox...had a quality start in nine of his 19 starting assignments...Colorado went 9-10 in his 19 starts...made his first career relief appearance Oct. 3 at St. Louis (2.0 ip, 4 h, 2 r, 2 er).

**2009**—Did not pitch in 2009 after undergoing left shoulder surgery prior Feb. 25...threw in some simulated games and during Rockies' fall instructional league in September, towards the end of the season.

**2008**—Followed up his career-best 17-win season with a 4-10 record...made just 24 starts due to left shoulder inflammation that landed him on the disabled list from June 29-Aug. 6, a span of 34 games...made his final start of the season Sept. 12 before being shut down for the remainder of the year with soreness in his left shoulder...the 24 starts were the fewest of his career, as were his four victories...his four victories were the fewest in the National League and tied with Seattle's Carlos Silva for the fewest in the Majors for any starter with at least 24 starts...the four wins in 24 starts is the fewest ever for a Rockies starter with at least 24 starts...it was his first full season in the Majors to not earn double-digit victories...also marked his first professional season in which he posted a losing record...earned his 50th career win June 18 against Cleveland in the Rockies' 4-2 win...recorded his 500th strikeout (Ryan Braun) June 8 against Milwaukee...his 3.51 RSA is the lowest ever for any Rockies starter with at least 24 starts in a single season...allowed 21 home runs, the most of any Rockies starter...went 3-7 with a 5.67 ERA in 17 starts before the All-Star Break, 1-3 with a 3.50 ERA in seven starts after the break...was placed on the DL with left shoulder inflammation July 3 retroactive to June 29...made three starts on a rehab assignment from July 21-31 for Double-A Tulsa, going 1-0 with a 0.63 ERA...returned to Colorado Aug. 7.

**2007**—The true ace of the Rockies' staff for much of the season, he went 17-9 with a 4.22 ERA in 34 games, all starts...his 17 wins matched the franchise record and were the most ever by a Rox lefty...ranked among the National League league leaders in wins (4th), innings (6th), and starts (t-2nd)...established career highs in wins, innings, strikeouts and starts...won eight consecutive decisions from June 14-Aug. 8, a franchise record for a starter...it also matched the second-longest win streak in the NL in 2007...went 8-0 with a 2.48 ERA in nine day starts...had the 3rd lowest day ERA in the NL...was the most day wins by any NL pitcher that was not a member of the Cubs, and was 2nd most day wins by a Rockies pitcher in any season...the Rockies were 22-12 in his 34 starts...served a five-game suspension from April 10-15 after throwing behind Padres' Kevin Kouzmanoff March 13 at Hi Corbett Field in Tucson...took the loss April 16 against San Francisco to begin a stretch of four straight losing starts; he had previously not dropped even four straight decisions at any point in his career...beginning with start May 7 at St. Louis, he would go 16-5 with a 3.82 ERA over his final 28 starts...had a 2.23 ERA for the month of May, a franchise record for May...earned his eighth consecutive win Aug. 8 against Milwaukee in a 19-4 rout...his Aug. 14 defeat was his first loss in over two months, since June 8 at Baltimore...on Aug. 29 at San Francisco, tossed his second career complete game and shutout in the Rockies' 8-0 win, a six-hitter (1 bb, 3 so)...faced 5 over the minimum...the shutout came in his 100th career start...earned his 16th win Sept. 18 against Los Angeles (Game 1) and posted a career-high 10 strikeouts...went 2-1 with a 4.86 ERA in three postseason starts for Colorado...started Game 1 in each of the first three rounds of the playoffs...earned the victory in the NLDS Oct. 3 at Philadelphia, tossing 6.0 innings and allowing just two runs on four hits in a 4-2 win...was the winner of Game 1 of the NLCS Oct. 11 at Chase Field, a 5-1 Rox victory...allowed just one run on 7 hits over 6.2 innings...became the second ever Canadian-born pitcher to start a World Series game when he started Game 1 of the Fall Classic Oct. 24 at Boston...the only other Canadian born pitcher to start a World Series game was Reggie Cleveland, who started Game 5 in 1975 for the Red Sox...was charged with the loss in that contest, working just 4.0 innings and giving up 6 runs on 10 hits.

**2006**—In just his second full season in the Majors, he led the Rox in wins for the second consecutive season...went 13-11 with a 4.16 ERA in 32 games, all starts...opposing batters hit just .250, which was 10th lowest mark in the National League...his 4.16 ERA was also the fifth lowest mark among NL lefties...it represented a drop of over a run and a half from his 2005 ERA of 5.68...tied for team lead with 32 starts...led the team with five pickoffs...opponents had a .322 on-base percentage, lowest among Rox starters, while posting best strikeout to walk ratio on staff at 1.70...opponents had a .268 on-base percentage when leading off an inning, sixth-lowest among NL starters...took a no-hitter into the fifth inning on three occasions, including twice allowing hits to the leadoff batter in the 6th inning...had 42 total chances without an error in 2006...Colorado went 20-12 in his 32 starts, easily best team record among club's starters...pitched at least 6.0 innings in 20 different starts, tossing at least 7.0 frames on 10 occasions...pitched for Canada in the World Baseball Classic prior to the season...lost his only start March 9 against Mexico in a game at Chase Field in Phoenix...had a 3.07 ERA over first nine starts through May 20, going 3-3 in that span...over his next six starts from May 26-June 23, went 2-4 with

a 6.43 ERA to raise season mark to 4.37...beginning June 28, compiled a 2.09 ERA over his next 10 starts through Aug. 19 to drop season figure to 3.38...over his final seven starts beginning Aug. 25, had a 7.32 ERA to finish at 4.16...on July 24 vs. St. Louis, tossed his first career complete game in a two-hit shutout (0 bb, 8 so)...it was the fewest hits ever allowed in a 9-inning complete game by a left-handed pitcher at Coors Field, either for Colorado or the opposition.

**2005**—In his rookie season, went 14-12 with a 5.68 ERA in 33 games, all starts for Colorado...led the staff in wins, starts, innings and strikeouts (128)...had the most starts ever by a Rockies rookie...led all Major League rookies in wins...led National League rookie pitchers in starts, innings, strikeouts, and winning percentage (.538)...also ranked among ML rookies in starts (t-2nd), strikeouts (3rd), innings (4th), and winning percentage (5th)...the 14 wins marked the second most ever by a Colorado rookie, trailing only Jason Jennings' 16 wins in 2002...his 33 starts matched the seventh highest total in club history, while his 128 strikeouts rank 10th on Rockies single season list...led the NL with an average of 6.37 runs of support per nine innings...it was the fifth highest figure in the Majors...his five pickoffs tied for third in the NL...recorded his first ML hit in his first at bat of the season, a single to left off Noah Lowry in the 3rd inning...took the loss June 8 against Chicago (AL), the first of his career at Coors Field...prior to that, had won his first six decisions at Coors, matching Darren Oliver (1999-2003) as only pitchers to accomplish that feat.

**2004**—Named Minor League Player of the Year by both *Baseball America* and *USA Today*, the first player in Rockies organizational history to win either of those awards...went a combined 16-3 with a 2.21 ERA and .194 average against in 24 starts for Double-A Tulsa and Triple-A Colorado Springs...recorded 196 strikeouts in 154.2 innings (11.4 per 9 innings) and fanned more batters than hits (108) and walks (29) combined...struck out almost seven hitters for every one he walked (6.8 strikeout to walk ratio)...leading all of Minor League baseball in both wins and strikeouts at the time, he earned his first Major League call-up in late August and went 3-2 with a 5.15 ERA in seven starts for the Rockies...after going 0-2 with a 13.50 ERA in his first two starts, he ended the year 3-0 with a 2.30 ERA in his last five outings...had his contract selected Aug. 25 and made his Major League debut that night in Atlanta, losing an 8-1 decision to the Braves...gave up six runs over 5.0 innings, all on three home runs...recorded his first ML win Sept. 5 at San Diego, tossing 5.1 scoreless innings in a 5-2 victory over the Padres...began the season at Tulsa, where he was named Texas League Pitcher of the Year...in 17 starts for the Drillers, was 13-1 with a 1.98 ERA and 147 strikeouts in 113.2 innings...opponents batted just .181...he captured the league ERA title and still ranked second in wins and third in strikeouts despite spending just over half a season there...*Baseball America* called him the league's top pitching prospect...was Tulsa's Opening Day starter and went 10-0 with a 1.87 ERA in his first 13 starts...became the first pitcher in Drillers history to begin a season with 10 consecutive wins...owned a 16-game winning streak dating back to his previous season...made his final start with Tulsa July 7 and allowed one hit over 7.0 scoreless innings with 14 strikeouts in a victory over Arkansas...started the All-Star Futures Game for the World Team July 11 in Houston, retiring the side in order with two strikeouts...promoted to Colorado Springs July 13 and went 3-2 with a 2.85 ERA in seven starts for the Sky Sox...in his Triple-A debut July 17 at New Orleans, took a no-hitter into the 5th inning and gave up one hit over 7.0 shutout frames with one walk and 12 strikeouts to earn the victory...including that start, he compiled a 29.2-inning scoreless streak between the two levels from June 26–July 22.

**2003**—Ranked among Cal League leaders in strikeouts (2nd, 153), innings (3rd, 160.2), wins (t-4th, 12), and ERA (6th, 3.47)...also matched league-high with 2 complete game shutouts in his first full pro season at Single-A Visalia...led the organization in strikeouts...tossed a no-hitter July 6 against Modesto, the first Cal League pitcher to accomplish that feat since Ted Lilly for San Bernardino May 10, 1997...became the sixth Visalia pitcher with a no-no, the first since Willie Banks May 24, 1989 vs. Palm Springs...faced just 3 batters over the minimum, issuing three walks with a hit batsman and nine strikeouts in his 119-pitch performance...including his 15.0 scoreless innings in the Cal League playoffs, was 10-1 with a 1.06 ERA in his final 13 starts...named Rockies Pitcher of the Month in July (4-1, 2.09) and August (4-1, 1.34)...earned league Pitcher of the Week honors twice: June 30-July 6 and Aug. 4-10...went 2-0 with a 0.00 ERA in the playoffs, including a three-hit shutout in Game 4 of the semifinals against Stockton.

**2002**—Did not allow an earned run in his first 16.2 professional innings...made his pro debut for Tri-City in relief July 2 against Spokane and then started his final three games for the Dust Devils...allowed

only five hits and no runs in 10.2 innings...was promoted to Asheville July 23 and went 0-0 with a 1.80 ERA in four starts for the Tourists...had his season cut short when he was struck with a line drive while sitting in the dugout Aug. 9...suffered a concussion and did not pitch again for Asheville, but did participate in the fall instructional league.

## PERSONAL/MISCELLANEOUS

Jeffrey William Francis...wife is Allison...graduated from North Delta High School in British Columbia, Canada...was given the nickname “Boomer” by his grandfather after Montreal Canadiens legend Bernie “Boom Boom” Geoffrion...attended the University of British Columbia where he finished as the school’s career record holder in appearances (44), starts (42), wins (25), ERA (2.36), complete games (13), shutouts (7) and average against (.203)...recorded 298 strikeouts against just 52 walks in 251.1 innings...earned NAIA All-America honors as a junior in 2001, setting school records with 12 wins (12-3) and an 0.92 ERA...named UBC’s Male Athlete of the Year as a senior in 2002, going 7-2 with a 1.93 ERA.

## LIFETIME PITCHING RECORD

Year	Club	W	L	ERA	G	GS	CG	SHO	SV	IP	H	R	ER	HR	HB	BB	IBB	SO	WP	BK
2002	Tri-City	0	0	0.00	4	3	0	0	0	10.2	5	0	0	0	1	4	0	16	0	0
2002	Asheville	0	0	1.80	4	4	0	0	0	20.0	16	6	4	2	2	4	0	23	0	0
2003	Visalia	12	9	3.47	27	27	2	2	0	160.2	135	66	62	8	5	45	1	153	6	0
2004	Tulsa	13	1	1.98	17	17	1	1	0	113.2	73	26	25	9	5	22	0	147	2	0
2004	Colorado Springs	3	2	2.85	7	7	0	0	0	41.0	35	16	13	3	4	7	0	49	2	0
2004	COLORADO	3	2	5.15	7	7	0	0	0	36.2	42	22	21	8	1	13	1	32	2	0
2005	COLORADO	14	12	5.68	33	33	0	0	0	183.2	228	119	116	26	8	70	5	128	2	0
2006	COLORADO	13	11	4.16	32	32	1	1	0	199.0	187	101	92	18	13	69	15	117	0	0
2007	COLORADO	17	9	4.22	34	34	1	1	0	215.1	234	103	101	25	7	63	7	165	1	1
2008	Tulsa	1	0	0.63	3	3	0	0	0	14.1	12	1	1	0	0	2	0	19	2	0
2008	COLORADO	4	10	5.01	24	24	0	0	0	143.2	164	84	80	21	3	49	4	94	0	0
2009	COLORADO	(Injured — Did not pitch)																		
2010	Tulsa	0	0	1.54	2	2	0	0	0	11.2	11	2	2	1	1	2	0	5	0	0
2010	Colorado Springs	0	0	0.00	1	1	0	0	0	3.0	1	0	0	0	0	1	0	3	0	0
2010	COLORADO	4	6	5.00	20	19	0	0	0	104.1	119	61	58	11	2	23	3	67	1	0
2011	KANSAS CITY	6	16	4.82	31	31	1	0	0	183.0	224	102	98	19	5	39	5	91	5	1
2012	Louisville	3	6	3.72	12	12	1	1	0	77.1	84	33	32	6	1	18	0	65	4	0
2012	COLORADO	6	7	5.58	24	24	0	0	0	113.0	145	71	70	15	8	22	5	76	2	0
<b>AL Totals</b>		<b>6</b>	<b>16</b>	<b>3.82</b>	<b>31</b>	<b>31</b>	<b>1</b>	<b>0</b>	<b>0</b>	<b>183.0</b>	<b>224</b>	<b>102</b>	<b>98</b>	<b>19</b>	<b>5</b>	<b>39</b>	<b>5</b>	<b>91</b>	<b>5</b>	<b>1</b>
<b>NL Totals</b>		<b>61</b>	<b>57</b>	<b>4.86</b>	<b>174</b>	<b>173</b>	<b>2</b>	<b>2</b>	<b>0</b>	<b>995.2</b>	<b>1119</b>	<b>563</b>	<b>538</b>	<b>124</b>	<b>42</b>	<b>309</b>	<b>40</b>	<b>679</b>	<b>8</b>	<b>1</b>
<b>ML Totals</b>		<b>67</b>	<b>73</b>	<b>4.86</b>	<b>205</b>	<b>204</b>	<b>3</b>	<b>2</b>	<b>0</b>	<b>1178.2</b>	<b>1343</b>	<b>663</b>	<b>636</b>	<b>143</b>	<b>47</b>	<b>348</b>	<b>45</b>	<b>770</b>	<b>13</b>	<b>2</b>

## CAREER TRANSACTIONS

**2004** — Selected by the Colorado Rockies organization in the 1st round (ninth selection overall) of the First-Year Player Draft. **2007** — On suspended list, April 10 to 15. **2008** — On the disabled list, June 29 to August 5; included rehabilitation assignment to Tulsa, July 21 to August 5. **2009** — On the disabled list, March 27 to November 12. **2010** — On the disabled list, April 2 to May 15; included rehabilitation assignment to Tulsa, May 6 to 15. On the disabled list, August 12 to September 6; included rehabilitation assignment to Colorado Springs, September 5 to 6. Elected free agency, November 3. **2011** — Signed by the Kansas City Royals, January 20. Elected free agency, October 30. **2012** — Signed by the Cincinnati Reds to a minor league contract, January 26. Released, June 1; signed by Colorado, June 9. Elected free agency, October 29; re-signed by Colorado, December 19. **2013** — On the disabled list, May 15 to June 7; included rehabilitation assignment to Colorado Springs, June 3 to 7. Elected free agency, October 31. **2014** — Signed by Cincinnati to a minor league contract, January 22. Claimed off waivers by the Oakland Athletics, May 18.

## VS. THE AMERICAN LEAGUE

2013		CAREER												
ERA	W	L	S	G	IP	ER	vs. TEAM	ERA	W	L	S	G	IP	ER
—	0	0	0	0	0.0	0	Baltimore	6.37	0	2	0	5	29.2	21
—	0	0	0	0	0.0	0	Boston	4.50	1	1	0	2	10.0	5
—	0	0	0	0	0.0	0	Cleveland	5.53	2	3	0	5	27.2	17
—	0	0	0	0	0.0	0	Chicago	5.50	1	2	0	6	34.1	21
—	0	0	0	0	0.0	0	Detroit	3.69	0	2	0	5	31.2	13
—	0	0	0	0	0.0	0	Houston	2.30	1	2	0	4	27.1	7
—	0	0	0	0	0.0	0	Kansas City	3.60	2	1	0	4	25.0	10
—	0	0	0	0	0.0	0	Los Angeles	4.66	2	1	0	6	36.2	19
—	0	0	0	0	0.0	0	Minnesota	4.23	1	2	0	4	27.2	13
4.50	0	1	0	1	4.0	2	New York	2.45	1	1	0	2	11.0	3
—	0	0	0	0	0.0	0	Oakland	7.45	0	2	0	2	9.2	8
—	0	0	0	0	0.0	0	Seattle	7.45	0	2	0	2	9.2	8
7.20	0	0	0	1	5.0	4	Tampa Bay	5.82	0	1	0	3	17.0	11
—	0	0	0	0	0.0	0	Texas	9.31	0	2	0	2	9.2	10
12.00	0	1	0	1	6.0	8	Toronto	4.68	3	1	0	4	25.0	13

## VS. THE NATIONAL LEAGUE

2013		CAREER												
ERA	W	L	S	G	IP	ER	vs. TEAM	ERA	W	L	S	G	IP	ER
6.43	0	0	0	3	7.0	5	Arizona	4.67	9	7	0	26	138.2	72
8.53	0	1	0	2	6.1	6	Atlanta	6.89	3	3	0	7	32.2	25
1.50	1	0	0	1	6.0	1	Chicago	6.69	2	0	0	7	37.2	28
27.00	0	0	0	1	1.0	3	Cincinnati	3.94	3	1	0	6	32.0	14
—	0	0	0	0	0.0	0	Colorado	—	0	0	0	0	0.0	0
1.29	1	0	0	2	7.0	1	Los Angeles	3.45	7	5	0	21	117.1	45
—	0	0	0	0	0.0	0	Miami	2.63	2	0	0	4	24.0	7
—	0	0	0	0	0.0	0	Milwaukee	6.81	3	3	0	7	38.1	29
10.13	0	0	0	2	5.1	6	New York	5.22	2	2	0	8	39.2	23
0.00	0	0	0	2	1.0	0	Philadelphia	4.97	1	1	0	9	38.0	21
—	0	0	0	0	0.0	0	Pittsburgh	6.23	3	3	0	7	39.0	27
4.91	1	1	0	3	11.0	6	San Diego	5.64	7	14	0	28	148.1	93
16.88	0	1	0	2	2.2	5	San Francisco	5.65	7	10	0	21	113.0	71
0.00	0	0	0	1	2.0	0	St. Louis	3.45	6	2	0	13	73.0	28
3.00	0	0	0	1	6.0	2	Washington	4.57	1	2	0	8	45.1	23

## MONTHLY BREAKDOWN

2013		CAREER												
ERA	W	L	S	G	IP	ER	by MONTH	ERA	W	L	S	G	IP	ER
7.29	1	2	0	5	21.0	17	April	5.39	3	12	0	30	167.0	100
4.20	1	1	0	3	15.0	7	May	4.19	14	13	0	36	223.1	104
7.88	0	2	0	3	16.0	14	June	5.02	14	17	0	42	245.2	137
7.71	0	0	0	1	2.1	2	July	4.35	14	8	0	33	190.1	92
9.00	0	0	0	6	5.0	5	August	5.54	12	13	0	45	224.0	138
3.27	1	0	0	5	11.0	4	September	5.21	12	15	0	40	191.2	111
—	0	0	0	0	0.0	0	October	3.86	1	0	0	2	7.0	3

## PITCHING BREAKDOWN

2013		CAREER												
ERA	W	L	S	G	IP	ER	by CATEGORY	ERA	W	L	S	G	IP	ER
6.00	1	3	0	13	42.0	28	Home	4.80	37	36	0	112	616.1	329
6.67	2	2	0	10	28.1	21	Road	5.06	33	42	0	116	632.2	356
4.02	2	3	0	9	31.1	14	Day	4.54	23	23	0	69	376.1	190
8.08	1	2	0	14	39.0	35	Night	5.11	47	55	0	159	872.2	495
6.58	2	5	0	11	52.0	38	Pre-ASG	4.86	34	45	0	118	688.1	372
5.40	1	0	0	12	18.1	11	Post-ASG	5.02	36	33	0	110	560.2	313
6.16	3	5	0	12	57.0	39	Starter	4.91	70	78	0	216	1233.2	673
6.75	0	0	0	11	13.1	10	Reliever	7.04	0	0	0	12	15.1	12

## BALLPARK BREAKDOWN

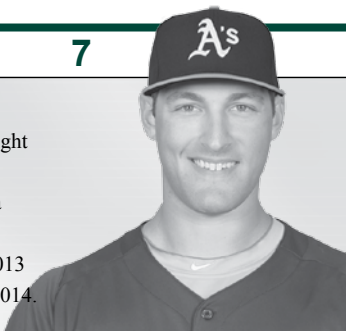
	ERA	W	L	S	G	IP	ER
Angel Stadium	3.26	1	0	0	3	19.1	7
AT&T Park	6.14	3	7	0	11	63.0	43
Busch Stadium	4.23	2	1	0	5	27.2	13
Busch Stadium II	0.00	1	0	0	1	6.0	0
Camden Yards	5.68	0	2	0	3	19.0	12
Chase Field	5.17	6	3	0	14	71.1	41
Citi Field	2.25	0	0	0	3	12.0	3
Citizens Bank Park	4.95	0	1	0	6	20.0	11
Comerica Park	3.86	0	1	0	4	25.2	11
Coors Field	4.92	34	29	0	97	523.2	286
Dodger Stadium	3.14	3	2	0	11	63.0	22
Fenway Park	0.00	1	0	0	1	5.0	0
Great American	6.55	0	1	0	2	11.0	8
Kauffman Stadium	4.35	4	8	0	17	103.1	50
Miller Park	10.45	1	1	0	2	10.1	12
Minute Maid Park	1.93	1	1	0	2	14.0	3
Nationals Park	5.40	0	1	0	1	5.0	3
O.co Coliseum	16.20	0	1	0	1	3.1	6
PETCO Park	5.53	3	7	0	13	71.2	44
PNC Park	5.47	2	2	0	4	24.2	15
Progressive Field	6.48	1	2	0	3	16.2	12
Rangers Ballpark	11.25	0	1	0	1	4.0	5
RFK Stadium	2.70	1	0	0	1	6.2	2
Rogers Centre	7.50	1	1	0	2	12.0	10
Safeco Field	13.50	0	1	0	1	3.1	5
Shea Stadium	3.18	0	1	0	1	5.2	2
Sun Life Stadium	1.42	2	0	0	3	19.0	3
Target Field	4.40	0	1	0	2	14.1	7
Tropicana Field	5.14	0	1	0	1	7.0	4
Turner Field	5.89	2	1	0	4	18.1	12
U.S. Cellular Field	6.89	0	1	0	3	15.2	12
Wrigley Field	6.91	1	0	0	5	27.1	21

## FIELDING STATISTICS

Pitcher		Year	Pct.	G	PO	A	E	TC	DP
2004	1.000	7	2	6	0	8	1		
2005	1.000	33	5	20	0	25	0		
2006	1.000	32	4	38	0	42	2		
2007	1.000	34	12	33	0	45	2		
2008	.967	24	8	21	1	30	0		
2010	1.000	20	2	17	0	19	3		
2011	1.000	31	4	31	0	35	3		
2012	1.000	24	5	23	0	28	1		
2013	1.000	23	6	12	0	18	1		
<b>Totals</b>	<b>.996</b>	<b>228</b>	<b>48</b>	<b>201</b>	<b>1</b>	<b>250</b>	<b>13</b>		

## FRANCIS' CAREER BESTS

**Low Hit Complete Game:** 2, July 24, 2006 vs. St. Louis  
**Innings Pitched:** 9.0 (twice), last: August 29, 2007 at San Francisco  
**Strikeouts:** 10, September 18, 2007 vs. Los Angeles (NL)  
**Pitches:** 129, July 24, 2006 vs. St. Louis  
**Longest Winning Streak:** 8, June 14 to August 8, 2007  
**Longest Losing Streak:** 8, August 5, 2010 to May 14, 2011  
**Longest Scoreless Streak:** 16.1, May 16 to 28, 2010

**INFIELDER****Height/Weight:** 6-8 / 250**Bats/Throws:** Right / Right**Birthdate:** December 31, 1986**Opening Day Age:** 27**Birthplace/Resides:** Washington, D.C. / Scottsdale, Arizona**Major League Service:** 1 year**Obtained:** Claimed off waivers from Houston, March 23, 2013**Contract Status:** First year of a one-year contract through 2014.**CAREER HIGHLIGHTS**

Was claimed off waivers by the A's prior to the 2013 season from Houston, who drafted him in the Rule 5 Draft from San Diego following the 2012 season...spent the entire season with the A's and batted .274 with four home runs and 24 RBI in 80 games in his Major League debut...hit .294 (551-for-1876) with 131 doubles, 71 home runs and 368 RBI in 483 games over four seasons in the San Diego farm system...played first base in 462 of those games...earned Texas League Postseason All-Star honors at Double-A San Antonio in 2012 after leading the league in hits (154), RBI (105) and games played (137)...was a California Postseason All-Star in 2011 with Lake Elsinore.

**2013 HIGHLIGHTS**

Was claimed off waivers from Houston March 23 after being selected by the Astros in the Rule 5 draft from San Diego in Dec., 2012...spent the entire season with the A's and batted .274 with four home runs and 24 RBI in 80 games in his Major League debut...was used mostly against left-handed pitching as he made 48 of his 50 starts against southpaws...batted .304 (45-for-148) with all 13 of his extra base hits, 22 of his 24 RBI and 11 of his 14 walks against left-handers...was just 7-for-42 (.167) against right-handed pitchers...hit .148 in 13 games in April, .315 over a 48-game stretch from May 1 to Aug. 15 and .222 over his final 19 games...had a .327 batting average with three of his four home runs and 17 of his 24 RBI in 44 games in Oakland compared to .205 in 36 games on the road...batted .310 with all four of his home runs and 16 of his 24 RBI in 35 games against the American League West, .245 in 45 games against everyone else...started 42 games at first base and committed just one error in 59 games overall at first for a .997 fielding percentage...also started eight games at designated hitter and hit .241 in 13 games overall as the DH...made the most pinch hitting appearances on the A's, going 4-for-21 (.190) with a double, three RBI and a hit by pitch...made his most starts batting fifth in the order (26), where he hit .310 in 31 games overall...started at least one game in every spot in the order from five through nine.

**OAKLAND:** Made his Major League debut with a start at first base April 3 against Seattle and had a RBI single off Joe Saunders in the second inning for his first ML hit and RBI...added another single in the fourth inning for his first multiple hit game...started against Brad Peacock April 5 at Houston and went 0-for-5...it was one of just two starts that he made in a game started by a right-handed pitcher all year (also June 12 vs. New York-AL, Phil Hughes)...hit his first ML home run April 22 against Houston, a three-run shot off Erik Bedard in the first inning...hit three of his four home runs against Houston...finished April with a .148 batting average in 13 games but then hit .351 with three doubles, one home run and nine RBI in 14 games in May...was named American League Rookie of the Month for May...had his first career three-hit game May 3 at New York (AL)...his second came June 11 against the Yankees and the starting pitcher in both games was CC Sabathia...went 5-for-6 (.833) against Sabathia in 2013...went 14-for-38 (.368) with a home run and eight RBI over a 14-game stretch from May 26 to June 11 to lift his average to .284...then went 7-for-34 (.206) over his final 13 games before the All-Star Break...had his first career "walk-off" hit June 13 against New York, a RBI single in the bottom of the 18th inning off Mariano Rivera for a 3-2 A's win...had a career-high 0-for-13 streak from July 4-13...followed that by compiling a career-high five-game hitting streak from July 14-30 (6 for 17, .353)...went 4-for-4 with a double, home run and four RBI Aug. 15 against Houston, establishing career highs in hits and RBI...became the first A's rookie with four hits and four RBI in a game since Ben Grieve on June 26, 1998...the home run snapped a career-high 36-game homerless streak...homered again two games later Aug. 20 against Seattle...walked in the first inning Aug. 18 against Cleveland, his first walk since June 1 against Chicago (AL)...that snapped a streak of 33 consecutive games without a walk, which was the



longest streak by an Athletic since Scott Brosius had a 36-game streak from Aug. 23, 1991-Aug. 25, 1992...finished August with a .346 batting average in 14 games...then hit .240 in 12 games in September...was not on the postseason roster for the ALDS against Detroit.

## CAREER

**2012**—Spent the entire season with Double-A San Antonio of the Padres organization, posting a .298 average with 31 doubles, 24 home runs and 105 RBI in 137 games...earned Texas League Midseason and Postseason All-Star honors...hit .336 with runners in scoring position...led the Texas League in hits (154), RBI and games played...also ranked second in extra-base hits (56) and total bases (259), third in home runs, fourth in doubles, fifth in slugging (.502), sixth in runs (80) and seventh in batting average...hit .266 (21-for-79) with five doubles, one home run, 14 RBI and a .359 on-base percentage in 21 games for the Peoria Javelinas of the Arizona Fall League...was selected by the Astros in the second round of the Major League portion of the 2012 Rule 5 draft on Dec. 6.

**2011**—Played in 138 games with Single-A Lake Elsinore, hitting .288 with 35 doubles, four triples, 22 home runs and 111 RBI...was named to the California League Postseason All-Star team...led the CL in games played, ranked third in RBI, fourth in total bases (267), tied for fourth in extra base hits (61), and tied for sixth in hits (158) and homers.

**2010**—Hit .294 with 43 doubles, 14 home runs and 84 RBI in 136 games with Single-A Fort Wayne...was a 2010 Midwest League Midseason All-Star...led the league in games played and ranked tied for first in doubles, fourth in hits and RBI, fifth in extra base hits (57) and tied for sixth in total bases (239).

**2009**—Batted .294 with 22 doubles, 11 home runs and 68 RBI in 72 games with Short Season Single-A Eugene...received Northwest League Player of the Week honors Aug. 24...led the league in extra base hits (33), total bases (140) and RBI...ranked tied for first in the league in games played, second in doubles and homers, and tied for fourth in hits.

## PERSONAL/MISCELLANEOUS

Nathan S. Freiman was originally signed by San Diego scout Adam Bourassa...graduated from Wellesley High School (MA) in 2005 where he was a two-way player...was ranked by Perfect Game USA as the top High School prospect in Massachusetts in 2005...attended Duke University from 2006-2009, where he played first base and catcher for the Blue Devils while graduating with a degree in history...is the only player in school history to receive the ACC Baseball Scholar-Athlete of the Year award (2009)...his 43 career home runs at Duke are the most in school history, while his .616 career slugging percentage is also a school record...his wife, Amanda, is a professional golfer and has played in 78 LPGA tournaments since 2006...while at Duke University, she was a three-time National Player of the Year and won the U.S. Women's Amateur title in 2008...participated in the 2013 World Baseball Classic Qualifiers as a member of Team Israel...hit .417 (5-for-12) with four home runs and seven RBI in three games from Sept. 19-23...Israel was eliminated by Spain, 9-6, in the Jupiter Pool Finals.

## LIFETIME PLAYING RECORD

Year	Club	AVG.	G	AB	R	H	2B	3B	HR	RBI	SH	SF	HP	BB	SO	SB	CS	SLG	OBP	E
2009	Eugene	.294	72	289	36	85	22	0	11	68	0	2	3	30	55	2	0	.484	.364	4
2010	Fort Wayne	.294	136	523	83	154	43	0	14	84	0	6	7	58	117	0	0	.457	.369	9
2011	Lake Elsinore	.288	138	548	81	158	35	4	22	111	0	9	11	50	93	6	1	.487	.354	16
2012	San Antonio	.298	137	516	80	154	31	1	24	105	0	4	12	49	95	0	2	.502	.370	4
2013	OAKLAND	.274	80	190	10	52	8	1	4	24	0	2	2	14	31	0	0	.389	.327	1
<b>ML Totals</b>		<b>.274</b>	<b>80</b>	<b>190</b>	<b>10</b>	<b>52</b>	<b>8</b>	<b>1</b>	<b>4</b>	<b>24</b>	<b>0</b>	<b>2</b>	<b>2</b>	<b>14</b>	<b>31</b>	<b>0</b>	<b>0</b>	<b>.389</b>	<b>.327</b>	<b>1</b>

## CAREER TRANSACTIONS

**2008** — Selected by the Texas Rangers organization in the 28th round of the First-Year Player Draft; did not sign. **2009** — Selected by the San Diego Padres organization in the 8th round of the First-Year Player Draft. **2012** — Selected by the Houston Astros in the Major League portion of the Rule 5 Draft, December 6. **2013** — Claimed off waivers by the Oakland A's, March 23.

## VS. THE AMERICAN LEAGUE

2013		CAREER								
AVG.	AB	H	HR	RBI	vs. TEAM	AVG.	AB	H	HR	RBI
.200	5	1	0	0	Baltimore	.200	5	1	0	0
.111	9	1	0	0	Boston	.111	9	1	0	0
.278	18	5	0	1	Chicago	.278	18	5	0	1
.000	5	0	0	0	Cleveland	.000	5	0	0	0
.250	4	1	0	0	Detroit	.250	4	1	0	0
.419	31	13	3	11	Houston	.419	31	13	3	11
—	0	0	0	0	Kansas City	—	0	0	0	0
.158	19	3	0	1	Los Angeles	.158	19	3	0	1
.000	2	0	0	0	Minnesota	.000	2	0	0	0
.471	17	8	0	1	New York	.471	17	8	0	1
—	0	0	0	0	Oakland	—	0	0	0	0
.250	16	4	1	3	Seattle	.250	16	4	1	3
.000	4	0	0	0	Tampa Bay	.000	4	0	0	0
.333	18	6	0	1	Texas	.333	18	6	0	1
.167	12	2	0	1	Toronto	.167	12	2	0	1

## VS. THE NATIONAL LEAGUE

2013		CAREER								
AVG.	AB	H	HR	RBI	by MONTH	AVG.	AB	H	HR	RBI
.500	6	3	0	0	Chicago	.500	6	3	0	0
.500	2	1	0	1	Cincinnati	.500	2	1	0	1
.000	2	0	0	0	Milwaukee	.000	2	0	0	0
.000	8	0	0	0	Pittsburgh	.000	8	0	0	0
.000	1	0	0	0	St. Louis	.000	1	0	0	0
.364	11	4	0	4	San Francisco	.364	11	4	0	4

## MONTHLY BREAKDOWN

2013		CAREER								
AVG.	AB	H	HR	RBI	by MONTH	AVG.	AB	H	HR	RBI
.148	27	4	1	5	April	.148	27	4	1	5
.351	37	13	1	9	May	.351	37	13	1	9
.289	38	11	0	3	June	.289	38	11	0	3
.243	37	9	0	0	July	.243	37	9	0	0
.346	26	9	2	6	August	.346	26	9	2	6
.240	25	6	0	1	September	.240	25	6	0	1

## BATTING BREAKDOWN

2013		CAREER								
AVG.	AB	H	HR	RBI	by CATEGORY	AVG.	AB	H	HR	RBI
.327	107	35	3	17	Home	.327	107	35	3	17
.205	83	17	1	7	Road	.205	83	17	1	7
.263	80	21	2	13	Day	.263	80	21	2	13
.282	110	31	2	11	Night	.282	110	31	2	11
.262	122	32	2	17	Pre-ASG	.262	122	32	2	17
.294	68	20	2	7	Post-ASG	.294	68	20	2	7
.304	148	45	4	22	vs. LHP	.304	148	45	4	22
.167	42	7	0	2	vs. RHP	.167	42	7	0	2
.271	48	13	1	19	RISP	.271	48	13	1	19
.300	10	3	0	4	Bases Loaded	.300	10	3	0	4
.190	21	4	0	3	Pinch Hitter	.190	21	4	0	3
.241	29	7	1	5	Designated Hitter	.241	29	7	1	5

## BALLPARK BREAKDOWN

	AVG.	AB	H	HR	RBI
Angel Stadium	.167	6	1	0	0
AT&T Park	.333	6	2	0	3
Ballpark in Arlington	.200	5	1	0	0
Camden Yards	.000	1	0	0	0
Comerica Park	.500	2	1	0	0
Fenway Park	.000	3	0	0	0
Great American Ball Park	.000	1	0	0	0
Miller Park	.000	2	0	0	0
Minute Maid Park	.308	13	4	1	3
O.co Coliseum	.327	107	35	3	17
PNC Park	.000	8	0	0	0
Progressive Field	.000	3	0	0	0
Rogers Centre	.167	6	1	0	1
Safeco Field	.000	5	0	0	0
Target Field	.000	2	0	0	0
Tropicana Field	.000	1	0	0	0
U.S. Cellular Field	.250	12	3	0	0
Yankee Stadium	.571	7	4	0	0

## FIELDING STATISTICS

### First Base

YEAR	PCT.	G	PO	A	E	TC	DP
2013	.997	59	292	17	1	310	23
<b>Totals</b>	<b>.997</b>	<b>59</b>	<b>292</b>	<b>17</b>	<b>1</b>	<b>310</b>	<b>23</b>

## FREIMAN'S CAREER BESTS

**Hits:** 4, August 15, 2013 vs. Houston

**Home Runs:** 1 (four times), last: August 20, 2013 vs. Seattle

**Runs Batted In:** 4, August 15, 2013 vs. Houston

**Stolen Bases:** None

**Hitting Streak:** 5, July 14 to 30, 2013

**Hitless Streak (At Bats):** 13, July 4 to 13, 2013

**Game Ending RBI:** 1, June 13, 2013 vs. New York-AL (single).

**Grand Slams:** None

**Pinch-Hit Home Runs:** None.

**Inside-The-Park Home Runs:** None.

**Lead Off Home Runs:** None.

**OUTFIELDER****Height/Weight:** 5-10 / 175**Bats/Throws:** Left / Left**Birthdate:** November 20, 1981**Opening Day Age:** 32**Birthplace/Resides:** Durham, New Hampshire / Jupiter, Florida**Major League Service:** 3 years, 140 days**Obtained:** Acquired from the Minnesota Twins for Tommy Milone, July 23, 2014**Contract Status:** First year of a one-year contract through 2014.**CAREER HIGHLIGHTS**

Has played in 366 games over six seasons in the majors with the Chicago Cubs (2007, 09-10) and Tampa Bay Rays (2011-13)...is a .234 career hitter with six home runs and 54 RBI...also has 37 stolen bases...missed the first 96 games of the 2012 season after surgery to repair ligaments in his right wrist...traded to Tampa Bay by the Cubs as part of a seven-player trade, Jan. 8, 2011...the 2011 season was his first full year in the majors...made his Major League debut with Chicago in 2007 during a September call-up and then played in the Arizona Fall League following the season, earning MVP honors...posted his best batting average with the Cubs, a .299 mark in 65 games in 2009.

**2013 HIGHLIGHTS**

Completed his sixth major league season and third with the Rays...appeared in 119 games and made 48 starts (20 in center field, 17 in left field, 11 in right field)...appeared in 70 games as a sub, which were the most by any American Leaguer since Brian Anderson had 70 with Chicago in 2008...was one of six AL outfielders to start at least 10 games at all three outfield positions, along with Chris Young (OAK), Rajai Davis (TOR), Michael Saunders (SEA), Don Kelly (DET) and Trevor Crowe (HOU)...of his 48 starts, 21 were against left-handed pitchers...batted .273 (18-for-66) against lefties but only .155 (17-for-110) vs. right-handers...entered the season with a career .252 average against righties and .230 against lefties...became the third position player to pitch in Rays franchise history Sept. 2 at Los Angeles (AL), joining Josh Wilson in 2007 and Wade Boggs in 1999...retired J.B. Shuck on five pitches to end the eighth and was clocked between 86-88 mph...it was his first time pitching since high school...had 17 RBI on the season...of his five RBI in August and September, four of them came on three go-ahead hits in the 6th inning or later: Aug. 16 against Toronto's R.A. Dickey (RBI single), Aug. 7 at Arizona (two-run single off Joe Thatcher) and Aug. 4 against San Francisco (RBI single off Jose Mijares)...prior to those, hadn't recorded a go-ahead RBI since June 18, 2011 against Florida...both his home runs came in June...his blast June 9 against Baltimore was his first homer since May 27, 2011 against Cleveland...homered off Esmil Rogers June 24 against Toronto, capping the second back-to-back-to-back home runs in Rays history...followed James Loney and Wil Myers...made his first career Opening Day start, in right field against Baltimore...made the Opening Day roster for only the second time in his six major league seasons (2011 Rays)...made a diving catch in right field and another in left field with the bases loaded to end the eighth inning...appeared in two postseason games for the Rays...entered the Wild Card game at Cleveland as a pinch runner in the seventh inning, remained in the game as a center fielder and then struck out in the ninth inning...also pinch ran in Game 3 of the ALDS against Boston and scored a run.

**CAREER**

**2012**—Missed the first 96 games of the season while recovering from surgery to repair ligaments in his right wrist, an injury he incurred during spring training...underwent surgery April 3 and was reinstated on July 24, beating the expected recovery time of four to five months...after rejoining the club, he played in 44 of the team's last 66 games, including 23 starts (11 in right field, nine in left field, three in center field)...batted .255 with seven stolen bases and 14 runs scored...went 2-for-24 from Sept. 7 through season's end, dropping his average from .311 to .255...hit .300 in 27 games on the road, compared to .184 in 17 games at Tropicana Field...hit .372 when playing right field compared to .164 everywhere else...went 5-for-16 (.313) with runners in scoring position...was sidelined early in spring training with inflammation in his right wrist...appeared in nine spring training games before exiting the game March 23 against Toronto when he injured the wrist on a swing...Dr. Thomas Graham performed surgery to

repair the ligaments April 3 in Cleveland...became the second player in Rays history to record three hits in a game he didn't start Aug. 28 at Texas, joining Aaron Ledesma who went 3-for-4 Aug. 29, 1998 at Detroit (Game 1)...entered for Matt Joyce, who suffered a left forearm strain...sustained a mild right hamstring strain Sept. 16 at New York (AL), causing him to miss nine games...appeared in 10 games on a rehab assignment between Single-A Charlotte and Triple-A Durham beginning July 7.

**2011**—Spent the entire 2011 season with the Rays, his first full year in the majors...was one of three finalists among American League left fielders for a Gold Glove despite making only 76 outfield starts (68 in left field, four in center field, four in right field)...finished second among all major league players in ESPN "Web Gem" points...had 11 different plays nominated as Web Gems, most of any Major League outfielder and tied for third most in the majors...was expected to open the season as Johnny Damon's backup in left field, but when Manny Ramirez retired April 6, he started 37 of the next 38 games...started 66 of the Rays first 99 games through July 22, but only 11 of the last 63 after Desmond Jennings was recalled from Durham...started only once in the Rays last 31 games...led the AL with six pinch-hits...also led all AL pinch-hitters with six walks, six runs and a .571 on-base percentage, all club records...his 21 plate apps as a pinch-hitter were second in the AL...stole 20 bases in 28 attempts, which tied for second most on the team...his 10 steals in April tied Ichiro Suzuki for the AL lead and fell one shy of Carl Crawford's club record in April 2004...was leading the AL in batting average April 22, when he was tied with Alex Rodriguez at .366...also topped the AL with nine stolen bases to become the first player to lead the AL in both categories on that date since Baltimore's Luis Aparicio in 1963...established career highs in hits (4, all for extra bases), RBI (3), runs (3) and total bases (11) in his Fenway Park debut April 11...fell a single short of the cycle...the home run was his first since Oct 4, 2009 against Arizona...his four extra-base hits tied the Rays franchise record...the four extra-base hits and 11 total bases set an all-time record for a Fenway Park debut (visiting or Red Sox player)...became the third leadoff hitter ever to record four extra-base hits at Fenway Park, joining Wade Boggs (July 25, 1989 against Kansas City) and Lou Whitaker (Detroit, June 8, 1983)...capped a five-run rally in the ninth inning with a walk-off RBI triple off Joakim Soria Aug. 10 vs. Kansas City...Elliot Johnson scored as the tying run, and Fuld came around to score the winning run on the same play on an error by second baseman Johnny Giovatella...marked the first-ever Rays win on a walk-off triple...it was Fuld's first career walk-off hit...on June 20 at Milwaukee, pinch-hit and then took the mound after the inning but had not yet thrown a pitch when Cesar Ramos replaced him...did not count as an official appearance...played in three games for the Rays in the 2011 ALDS vs. Texas, all as a defensive replacement...went 0-for-3 at the plate.

**2010**—Spent the majority of the season at Triple-A Iowa where he led the club with nine triples and was second in walks (66) and steals (21)...hit .272 with a .394 on-base percentage in 112 games...joined the parent club briefly in August and again in September, making a total of five starts for the Cubs...recalled Aug 19 by the Cubs when Derrek Lee was traded to the Braves, three days before Lou Piniella retired as manager...appeared in three games without a start and was optioned back Aug 22, just as Mike Quade was named manager...returned Sept. 7 and hit .143 in 19 games overall with Chicago...made 88 starts for Iowa, all in center field...hit leadoff in all but two of those games...his ratio of 66 walks to 37 strikeouts was the second best in all of Triple-A...batted .302 in the final 47 games of the season with Iowa...drew 20 walks in 23 games in August for a .436 on-base percentage.

**2009**—Batted .299 in 65 games over three stints with Chicago (NL)...was with the Cubs from June 29 to July 5, July 11 to 17 and July 31 through the end of the season...made 22 starts (18 in center field, four in left field)...finished first in on-base percentage (.409) and fourth in batting among National League rookies with 100 or more plate appearances...batted .355 with a .459 on-base percentage in September...recorded his first major league hit July 1 at Pittsburgh, a first-inning double off Virgil Vasquez...went 101 big league at-bats without an RBI before homering in the season finale, Oct. 4 against Arizona off Doug Davis...also hit .284 with 10 triples in 84 games with Triple-A Iowa...struck out just once every 15.42 plate appearances, which was the seventh best figure in minor league baseball.

**2008**—Began the season at Triple-A Iowa, but was hitting just .188 May 1...lifted his average to .222 over his first 22 games before he was assigned to Double-A Tennessee May 16...went 1-for-26 his first week with the Smokies, then went on to hit .291 (91-for-313) the rest of the season...hit .271 in 85 games at Double-A and combined for a .264 average in 105 games overall...played for Aragua in the Venezuelan Winter League following the season and hit .322 in 57 games...added 36 walks for a .425

on-base percentage and slugged .513...tied for the league lead in triples (5) and tied for second in runs (43) and walks.

**2007**—Made his major league debut Sept. 5, 2007 against Los Angeles (NL) as a defensive replacement in centerfield, one day after he was recalled from Tennessee by the Cubs...appeared in eight games, including six as a pinch runner, before he finally got a plate appearance...was 0-for-3 in his only start, Sept. 29 against Cincinnati, and finished with only nine plate appearances...seven of his 14 appearances were as a pinch-runner...was named Arizona Fall League MVP after batting .402 in 29 games for the Mesa Solar Sox...led the league in hits (43), doubles (11), total bases (67), on-base percentage (.492), slugging (.626) and OPS (1.118)...was also named the winner of the Dernel Stenson Sportsmanship Award, presented annually to the AFL player who best exemplifies unselfishness, hard work and leadership.

**2006**—Spent the entire season at Dayton and hit .300 for the second consecutive year...appeared in just 89 games due to two stints on the disabled list...was out from June 23 to July 7 with a strained left shoulder and July 30 to September 3 with a strained left hip.

**2005**—Hit .300 in 125 games in his professional debut with Peoria...hit .179 his first month, then batted .322 the rest of the season.

## PERSONAL/MISCELLANEOUS

Samuel Babson Fuld was originally signed by Cubs' scouts Steve Hinton and Steve Fuller...graduated from Exeter Academy in New Hampshire...listed 19th among the 100 Top High School Prospects of 2000 by *Baseball America* and selected as the New Hampshire 2000 Gatorade High School Player of the Year...was a two-time All-American and a three-time All-Pac-10 center fielder at Stanford...graduated with a degree in economics...has lived with Type 1 diabetes since he was 10...has hosted an annual Sam Fuld Diabetes Camp for young diabetes patients in conjunction with the University of South Florida Diabetes Center...interned with Stats Inc. in the fall of 2005 after playing for Peoria in the Midwest League...he and his wife, Sarah, have three children, Charles, Jane and William.

## LIFETIME PLAYING RECORD

Year	Club	AVG.	G	AB	R	H	2B	3B	HR	RBI	SH	SF	HP	BB	SO	SB	CS	SLG	OBP	E
2005	Peoria	.300	125	443	82	133	32	6	5	37	4	4	7	50	44	18	11	.433	.377	6
2006	Daytona	.300	89	353	63	106	19	6	4	40	6	1	5	40	54	22	3	.422	.378	2
2007	Tennessee	.290	90	335	56	97	23	2	2	27	8	3	5	41	38	10	3	.388	.372	3
	Iowa	.269	14	52	13	14	4	1	1	2	0	0	2	9	5	2	0	.442	.397	1
2008	CHICAGO (NL)	.000	14	6	3	0	0	0	0	0	0	0	0	3	3	0	0	.000	.333	0
	Iowa	.222	20	63	11	14	3	0	1	4	5	0	0	8	12	3	2	.317	.310	0
2009	Tennessee	.271	85	339	48	92	16	3	5	48	1	4	3	50	40	7	8	.381	.366	4
	Iowa	.284	84	328	62	93	17	10	2	33	1	2	1	38	24	23	5	.415	.358	4
2010	CHICAGO (NL)	.299	65	97	17	29	6	1	1	2	0	0	1	17	10	2	1	.412	.409	1
	Iowa	.272	112	368	69	100	15	9	4	27	1	3	2	66	37	21	9	.394	.383	1
2011	CHICAGO (NL)	.143	19	28	3	4	1	0	0	3	0	0	0	3	5	0	0	.179	.226	0
	TAMPA BAY	.240	105	308	41	74	18	5	3	27	4	1	1	32	49	20	8	.360	.313	3
2012	Charlotte	.154	5	13	0	2	0	0	0	0	0	0	0	2	3	0	1	.154	.267	0
	Durham	.167	5	18	0	3	1	0	0	0	0	0	0	3	3	0	1	.222	.286	0
2013	TAMPA BAY	.255	44	98	14	25	3	2	0	5	0	0	1	8	14	7	2	.327	.318	1
	TAMPA BAY	.199	118	176	25	35	0	3	2	17	4	2	1	17	28	8	2	.267	.270	1
<b>AL Totals</b>		<b>.230</b>	<b>268</b>	<b>582</b>	<b>80</b>	<b>134</b>	<b>21</b>	<b>10</b>	<b>5</b>	<b>49</b>	<b>8</b>	<b>3</b>	<b>3</b>	<b>57</b>	<b>91</b>	<b>35</b>	<b>12</b>	<b>.326</b>	<b>.301</b>	<b>5</b>
<b>NL Totals</b>		<b>.252</b>	<b>98</b>	<b>131</b>	<b>23</b>	<b>33</b>	<b>7</b>	<b>1</b>	<b>1</b>	<b>5</b>	<b>0</b>	<b>0</b>	<b>1</b>	<b>23</b>	<b>18</b>	<b>2</b>	<b>1</b>	<b>.344</b>	<b>.368</b>	<b>1</b>
<b>ML Totals</b>		<b>.234</b>	<b>366</b>	<b>713</b>	<b>103</b>	<b>167</b>	<b>28</b>	<b>11</b>	<b>6</b>	<b>54</b>	<b>8</b>	<b>3</b>	<b>4</b>	<b>80</b>	<b>109</b>	<b>37</b>	<b>13</b>	<b>.330</b>	<b>.314</b>	<b>6</b>

## LIFETIME PITCHING RECORD

Year	Club	W	L	ERA	G	GS	CG	SHO	SV	IP	H	R	ER	HR	HB	BB	IBB	SO	WP	BK
2013	TAMPA BAY	0	0	0.00	1	0	0	0	0	0.1	0	0	0	0	0	0	0	0	0	0

## CAREER TRANSACTIONS

**2003** — Selected by the Chicago Cubs organization in the 24th round of the First-Year Player Draft; did not sign. **2004** — Selected by the Chicago Cubs organization in the 10th round of the First-Year Player Draft. **2011** — Traded to the Tampa Bay Rays with pitcher Chris Archer, catcher Robinson Chirinos, infielder Hak-Ju Lee and outfielder Brandon Guyer for pitchers Matt Garza and Zach Rosscup and outfielder Fernando Perez, January 8. **2012** — On the disabled list, April 4 to July 23; included rehabilitation assignments to Charlotte, July 7 to 15, and Durham, July 16 to 23. **2013** — Elected free agency (contract non-tender), December 2. **2014** — Signed by the Oakland Athletics to a minor league contract, February 5. Claimed off waivers by Minnesota, April 20. Traded to Oakland for pitcher Tommy Milone, July 31.

## WILD CARD RECORD

Year	Club	AVG.	G	AB	R	H	2B	3B	HR	RBI	SH	SF	HP	BB	SO	SB	CS	SLG	OBP	E
2013	TB vs. CLE	.000	1	1	0	0	0	0	0	0	0	0	0	0	1	0	0	.000	.000	0

## DIVISION SERIES RECORD

Year	Club	AVG.	G	AB	R	H	2B	3B	HR	RBI	SH	SF	HP	BB	SO	SB	CS	SLG	OBP	E
2011	TB vs. TEX	.000	3	3	0	0	0	0	0	0	0	0	0	0	1	0	0	.000	.000	0
2013	TB vs. BOS	—	1	0	1	0	0	0	0	0	0	0	0	0	0	0	0	—	—	0
<b>Totals</b>		<b>.000</b>	<b>4</b>	<b>3</b>	<b>1</b>	<b>0</b>	<b>0</b>	<b>0</b>	<b>0</b>	<b>0</b>	<b>0</b>	<b>0</b>	<b>0</b>	<b>0</b>	<b>1</b>	<b>0</b>	<b>0</b>	<b>.000</b>	<b>.000</b>	<b>0</b>

## VS. THE AMERICAN LEAGUE

2013					CAREER					
AVG.	AB	H	HR	RBI	vs. TEAM	AVG.	AB	H	HR	RBI
.050	20	1	1	3	Baltimore	.156	77	12	1	5
.000	6	0	0	0	Boston	.273	33	9	1	6
.214	14	3	0	1	Chicago	.245	49	12	0	3
.333	15	5	0	1	Cleveland	.300	40	12	1	8
.143	7	1	0	0	Detroit	.167	24	4	0	2
.500	6	3	0	2	Houston	.313	16	5	0	2
.000	5	0	0	0	Kansas City	.304	23	7	0	1
.125	8	1	0	0	Los Angeles	.205	39	8	0	1
.000	4	0	0	0	Minnesota	.275	40	11	0	1
.261	23	6	0	3	New York	.231	52	12	1	7
.500	2	1	0	0	Oakland	.238	21	5	0	1
.167	6	1	0	0	Seattle	.200	30	6	0	0
—	0	0	0	0	Tampa Bay	—	0	0	0	0
.200	5	1	0	0	Texas	.296	27	8	0	1
.167	36	6	1	3	Toronto	.179	78	14	1	6

## VS. THE NATIONAL LEAGUE

2013					CAREER					
AVG.	AB	H	HR	RBI	by MONTH	AVG.	AB	H	HR	RBI
.200	5	1	0	2	Arizona	.250	12	3	1	4
—	0	0	0	0	Atlanta	.000	1	0	0	0
—	0	0	0	0	Chicago	—	0	0	0	0
—	0	0	0	0	Cincinnati	.091	11	1	0	0
1.000	1	1	0	0	Colorado	.375	8	3	0	0
1.000	1	1	0	1	Los Angeles	.200	10	2	0	1
—	0	0	0	0	Miami	.182	22	4	0	2
—	0	0	0	0	Milwaukee	.250	12	3	0	0
—	0	0	0	0	New York	.250	12	3	0	0
—	0	0	0	0	Philadelphia	.400	5	2	0	0
—	0	0	0	0	Pittsburgh	.400	20	8	0	0
.222	9	2	0	0	San Diego	.231	13	3	0	0
.333	3	1	0	1	San Francisco	.357	14	5	0	1
—	0	0	0	0	St. Louis	.200	20	4	0	2
—	0	0	0	0	Washington	.250	4	1	0	0

## MONTHLY BREAKDOWN

2013					CAREER					
AVG.	AB	H	HR	RBI	by MONTH	AVG.	AB	H	HR	RBI
.171	41	7	0	1	April	.254	138	35	1	9
.179	28	5	0	4	May	.162	117	19	2	17
.192	26	5	2	3	June	.262	65	17	2	5
.250	28	7	0	4	July	.279	122	34	0	8
.206	34	7	0	5	August	.242	149	36	0	8
.211	19	4	0	0	September	.225	102	23	0	5
—	0	0	0	0	October	.150	20	3	1	2

## BATTING BREAKDOWN

2013					CAREER					
AVG.	AB	H	HR	RBI	by CATEGORY	AVG.	AB	H	HR	RBI
.160	100	16	2	9	Home	.227	362	82	5	30
.250	76	19	0	8	Road	.242	351	85	1	24
.127	63	8	1	6	Day	.170	289	49	2	17
.239	113	27	1	11	Night	.278	424	118	4	37
.194	108	21	2	11	Pre-ASG	.231	363	84	5	34
.206	68	14	0	6	Post-ASG	.237	350	83	1	20
.273	66	18	1	11	vs. LHP	.244	205	50	2	18
.155	110	17	1	6	vs. RHP	.230	508	117	4	36
.233	43	10	0	14	RISP	.224	161	36	1	43
.000	3	0	0	1	Bases Loaded	.286	14	4	0	9
.250	12	3	0	3	Pinch Hitter	.250	56	14	0	4
.000	2	0	0	0	Designated Hitter	.385	13	5	0	0

## BALLPARK BREAKDOWN

	AVG.	AB	H	HR	RBI
Angel Stadium	.313	16	5	0	1
AT&T Park	.444	9	4	0	0
Busch Stadium	—	0	0	0	0
Camden Yards	.219	32	7	0	2
Chase Field	.500	2	1	0	2
Citi Field	.375	8	3	0	0
Comerica Park	.143	14	2	0	2
Coors Field	.375	8	3	0	0
Dodger Stadium	.200	10	2	0	1
Fenway Park	.263	19	5	1	4
Great American	.000	5	0	0	0
Kauffman Stadium	.250	8	2	0	0
Marlins Park	—	0	0	0	0
Miller Park	.500	2	1	0	0
Minute Maid Park	.308	13	4	0	2
Nationals Park	.333	3	1	0	0
O.co Coliseum	.250	12	3	0	0
PETCO Park	.333	3	1	0	0
PNC Park	.400	5	2	0	0
Progressive Field	.350	20	7	0	5
Rangers Ballpark	.375	16	6	0	0
Rogers Centre	.225	40	9	0	3
Safeco Field	.174	23	4	0	0
Sun Life Stadium	.133	15	2	0	1
Target Field	.211	19	4	0	0
Tropicana Field	.220	296	65	4	26
U.S. Cellular Field	.172	29	5	0	0
Wrigley Field	.258	66	17	1	4
Yankee Stadium	.100	20	2	0	1

## FIELDING STATISTICS

### Pitcher

YEAR	PCT.	G	PO	A	E	TC	DP
2013	—	1	0	0	0	0	0
<b>Totals</b>	—	<b>1</b>	<b>0</b>	<b>0</b>	<b>0</b>	<b>0</b>	<b>0</b>

### Outfield

YEAR	PCT.	G	PO	A	E	TC	DP
2007	1.000	8	9	1	0	10	1
2009	.985	53	65	1	1	67	0
2010	1.000	14	23	0	0	23	0
2011	.985	87	190	5	3	198	0
2012	.981	33	51	2	1	54	0
2013	.992	105	126	2	1	129	1
<b>Totals</b>	<b>.988</b>	<b>300</b>	<b>464</b>	<b>11</b>	<b>6</b>	<b>481</b>	<b>2</b>

## FULD'S CAREER BESTS

**Hits:** 4 (twice), last: April 18, 2011 vs. Chicago (AL)  
**Home Runs:** 1 (six times), last: June 24, 2013 vs. Toronto  
**Runs Batted In:** 3, April 11, 2011 at Boston  
**Stolen Bases:** 3, April 7, 2011 at Chicago (AL); 2 (three times), last: August 13, 2012 at Seattle  
**Hitting Streak:** 6, April 9 to 15, 2011  
**Hitless Streak (At Bats):** 18, April 27 to 30, 2011  
**Game Ending RBI:** 1, August 10, 2011 vs. Kansas City (triple/error)  
**Grand Slams:** None  
**Pinch-Hit Home Runs:** None.  
**Inside-The-Park Home Runs:** None.  
**Lead Off Home Runs:** None.



**OUTFIELDER****Height/Weight:** 6-2 / 190**Bats/Throws:** Right / Right**Birthdate:** November 29, 1983**Opening Day Age:** 30**Birthplace/Resides:** Fort Smith, Arkansas / Dallas, Texas**Major League Service:** 3 years, 84 days**Obtained:** Acquired from Texas with pitcher Josh Lindblom for outfielder Michael Choice and minor league infielder Chris Bostick, December 3, 2013**Contract Status:** First year of a one-year contract through 2014.**CAREER HIGHLIGHTS**

Was acquired by the A's from Texas following the 2013 season after batting .280 with four home runs and 65 RBI in 323 games over five seasons with the Rangers...was successful in 56-of-66 (84.8%) career stolen base attempts with Texas, which is the second highest mark in Rangers history (min. 50 attempts)...has two full seasons in the majors (2012-13)...had a 196-game errorless streak from April 6, 2012 to August 24, 2013, which was the longest in Texas history at any position...pitched the eighth inning in an 12-1 loss June 4, 2012 at Oakland...was successful on all 18 of his steal attempts in 2011, the most stolen bases in a season without being caught in Rangers history...made his major league debut in 2009 and saw limited action with Texas in 2009-10...was originally drafted by the Rangers in the 10th round of the 2006 First-Year Player Draft.

**2013 HIGHLIGHTS**

Batted .280 with two home runs and 22 RBI in 106 games with Texas...had career highs in at bats (246), runs (39), triples (4), home runs, walks (29), on-base percentage (.373), stolen bases (24), extra base hits (18) and strikeouts (46) and matched his best in doubles (12)...was successful in 24-of-27 (88.9%) stolen base attempts, which was the third best percentage in the American League and the sixth highest in Rangers history (min. 20 SBA)...is now 56-for-66 (84.5%) in his career...was successful in each of his 16 stolen base attempts at home...was batting .216 at the All-Star Break but then hit .338 with a .428 on-base percentage in 55 games after the break...his post-break batting average was second best in the AL among players with 150 or more plate appearances (Martinez, DET .361)...his on-base percentage was also second best (Trout, LAA .479)...batted .280 (37-for-132) against left-handed pitchers compared to .281 (32-for-114) against right-handers...connected for both of his home runs and drove in 17 of his 22 runs at Rangers Ballpark...hit .313 with two outs, including .320 with runners in scoring position and two outs...went 3-for-19 (.158) in 10 interleague games but has a .329 (28-for-85) career average against the National League...batted .354 in 22 games against AL East competition...started 49 games in center field and 20 in left field...each of his first 43 starts through Aug. 9 were as a center fielder where he platooned with Leonys Martin...made 20 of his final 26 starts in left field beginning Aug. 10 and hit .330 in 42 games over that span...committed two errors for a .990 fielding percentage in 102 games overall in the outfield...matched his career-high with seven assists...went 6-for-22 (.273) with a double, triple, two RBI and six walks as a pinch hitter...tied for second among American League pinch hitters in hits, ranked third in walks and was fifth in plate appearances (28)...the plate appearances were the most by a Ranger since Frank Catalanotto had 32 in 2000.

**TEXAS:** Made a diving catch of a Darwin Barney liner with the bases loaded to end the game April 16 at Chicago (NL)...hit .209 in April and was batting .208 as late as May 2...then went 10-for-31 (.323) over his next 14 games to improve to .253 as of May 21...went 5-for-37 (.135) over his next 18 games before going on the DL...hit his first home run of the season and matched his career-high with three RBI May 4 against Boston...was hit by a pitch June 18 against Oakland and sustained a non-displaced fracture of his left hand...threw Josh Donaldson out at the plate to end the game June 20 against Oakland...was placed on the disabled list June 23 with the broken hand, retroactive to June 21...went 3-for-13 (.231) in a four-game rehab assignment with Double-A Frisco before he was reinstated July 19...hit .400 (10-for-25) over his first 12 games following his return, including a season-best five-game hitting streak from July 19 to 30 (5-for-13, .385)...was caught stealing for the final time Aug. 12 at Houston...was successful in each of his final 12 stolen base attempts beginning Aug. 14...had a career-high tying three RBI Aug. 17 against Seattle...committed his first error of the season Aug. 25 at Chicago (AL),

snapping a 196-game errorless streak...it was his first error since Sept. 25, 2011...the errorless streak was the longest in Texas history at any position...pitcher Tim Crabtree had a 194-game errorless streak from June 15, 1998 to June 25, 2001 and outfielder Tom Grieve had the longest streak for a position player, 182 games from April 25, 1972 to June 24, 1975...his two errors came in a span of 11 games, Aug. 25-Sept. 10...finished August with a .308 batting average in 27 games and then hit .354 with 10 stolen bases in 23 games in September...had the second best September batting average in the AL among players with 50 or more plate appearances (Altuve, HOU .357)...tied teammate Alex Rios for the AL lead in steals in the month...earned Rangers Player of the Month honors for September...now has a .326 (47-for-144) career average in September, his best mark for any month of the season...went 1-for-16 over a nine-game stretch from Sept. 6-18...then went 4-for-5 with a career-high tying three stolen bases Sept. 19 at Tampa Bay...that began a season-ending stretch where he went 18-for-39 (.462) with 10 stolen bases over his final 11 games...matched his season-high with a five-game hitting streak from Sept. 26 to 30 (9-for-18).

## CAREER

**2012**—Started 66 games in center field in his first full major league season, second-most among Rangers...tied for the team lead in hit by pitch (10) and was third in stolen bases (13)...tied for eighth in the American League in hit by pitch...batted .343 against left-handed pitchers, .320 on the road, and .381 against the AL West...was 0-for-6 over his first nine games through April 15, then hit .362 in his next 24 contests, rising to .328 on June 18...went 0-for-10 in his next seven games before producing a .398 average in the following 36 games to up his average to .347 through July 23...batted .205 over his final 45 contests...led the AL in Interleague on-base percentage (.512) and ranked second in average (.432)...was 2-for-13 as a pinch-hitter, finishing second on the club in pinch-at bats...did not make an error in 197 total chances in 116 total games...had the fifth most chances without an error of any ML outfielder...the only Rangers outfielder with more errorless chances in one season is Darryl Hamilton in 1996 (389)...was second on the team with seven assists, three of which came over a four-game span, Sept. 19-22...was thrown out in his first steal attempt April 12 after entering the season 19-for-19 lifetime...was successful on his next eight attempts through June 3 before going 5-for-11 the rest of the season...his only homer came April 30 at Toronto, the first over-the-fence homer of his ML career...pitched the eighth inning in an 12-1 loss June 4 at Oakland (1.0 ip, 3 h, 2 r, 2 er, 1 bb, 20 pitches)...it marked the fifth time a position player has taken the mound for the Rangers, and was the first since Scott Sheldon did it while playing all nine positions Sept. 6, 2000 at Chicago (AL)...had six straight hits and reached safely in seven consecutive overall plate appearances, June 8-9...had a Rangers season-high five hits June 8 at San Francisco...drove in the game's only run with an eighth-inning single June 13 against Arizona...had a game-winning three-run eighth-inning triple, June 29 against Oakland...led the majors with a .455 batting average in June...had a career best six-game hitting streak, July 15-23...had two assists Sept. 19 at Los Angeles (AL).

**2011**—Led the Rangers in hit by pitches (6) and finished third in stolen bases (18) despite spending the first five weeks of the season at Triple-A Round Rock...saw action in 60 games in the outfield, making starts in center (33), right (4), and left (1)...hit .333 at home but just .203 on the road...was 2-for-4 as a pinch-hitter with three RBI and was used as a pinch-runner 8 times...had two errors in 111 total chances...was on the seven-day concussion disabled list, July 28-Aug. 10, including a six-day rehab assignment to Round Rock, Aug. 5-10...was 5-for-15 (.333) in 13 post-season games...was successful on all 18 of his steal attempts, the most stolen bases in a season without being caught in club history...were the most steals without a caught stealing in the majors since Philadelphia's Chase Utley (23) in 2009 and the most in the AL since Toronto's Paul Molitor (20) in 1994...had a career-high three steals June 20 against Houston...hit an inside-the-park home run to left-center Sept. 23 vs. Seattle...became the first Ranger with an inside-the-park homer as his first career home run since Marc Sagmoen on April 17, 1997 at Kansas City...it was just the 10th inside-the-park home run ever in Arlington (fifth at Rangers Ballpark)...opened the season with the Express, hitting .239 in 25 games before recall by Texas on May 7...played briefly for Escogido in Dominican Winter League, hitting .163 in nine games...did not play between Dec. 4 and 14 due to a strained right thigh muscle.

**2010**—Appeared in 20 games over two stints with Texas (April 27-May 14; May 30-June 21)...two of his three RBI came on June 1 at Chicago (AL) and he recorded his first Major League steal May 4 at Oakland...spent remainder of the year at Triple-A Oklahoma City, finishing second on the RedHawks in average (.309) and third in stolen bases (12) and on-base percentage (.393)...was on the disabled list

from June 29-July 6 with a sprained left knee...broke his right wrist in collision with the outfield wall Aug. 13 against Las Vegas...had surgery Aug. 17 to have a pin inserted into the wrist and was sidelined for remainder of the season.

**2009**—Tied for the Double-A lead in stolen bases at Frisco (49)...also ranked among Texas League leaders in runs (2nd, 100), hits (t-4th, 155), triples (4th, 7) and average (5th, .303)...set a Frisco club record for runs and had the second-most hits and steals...was selected as the Rangers Minor League Defender of the Year...started in center field for the South team in the Texas League All-Star Game...was selected by the Rangers Sept. 1 and made his Major League debut Sept. 6 at Baltimore as a defensive replacement in center...made his first big league start in right field Sept. 24 at Oakland, going 0-for-2 with a strikeout...his first ML hit was a seventh-inning double Sept. 26 against Tampa Bay's Brian Shouse.

**2008**—Combined to bat .264 with 17 stolen bases in 94 games at Frisco and Oklahoma...spent the majority of the season with the RoughRiders, ranking fourth on the team in stolen bases (16)...was on the disabled list with a hamstring strain, June 29-July 5 and July 15-Aug. 1...was promoted to Oklahoma Aug. 8 and played 18 games with the RedHawks.

**2007**—Split the season between Clinton (Low-A), Arizona (Rookie) and Bakersfield (High-A) and hit a combined .273 with four home runs and 31 RBI over 109 games...went 5-for-5, May 14 at Cedar Rapids...placed on the disabled list with a right-knee sprain, May 31...began a rehab assignment with Arizona June 27 and returned to Clinton July 2 after three games...transferred to Bakersfield, July 11...played Hawaii Winter Baseball for the West Oahu Canefires following the season.

**2006**—Spent his first professional season at Spokane (Short-A)...started 55 games in center field and one as the designated hitter...ranked fifth in the Northwest League and led the team with 20 stolen bases...also ranked among club leaders in triples (1st, 4), hits (3rd, 62) and doubles (t-3rd, 15).

## PERSONAL/MISCELLANEOUS

Craig Alan Gentry was originally signed by Texas scout Jay Eddings...graduated from Fort Smith Christian High School in 2002...helped team to an Arkansas state title in 2002...played at the University of Arkansas-Fort Smith from 2003-2004, and was inducted into the school's Hall of Fame...earned all-conference and all-region honors in 2004...drafted by Texas in the 10th round of the 2006 June draft out of the University of Arkansas-Fayetteville...batted .326 with three home runs and 23 RBI during his senior season...set a school record with 10 hits in 10 at-bats from April 13-16, 2005...underwent "Tommy John" surgery on his right elbow following the 2005 season...is married, Jordan...they have a daughter, Emerson Kay.

## LIFETIME PLAYING RECORD

Year	Club	AVG.	G	AB	R	H	2B	3B	HR	RBI	SH	SF	HP	BB	SO	SB	CS	SLG	OBP	E
2006	Spokane	.281	56	221	27	62	15	4	0	13	0	1	15	9	37	20	6	.385	.350	1
2007	Clinton	.274	55	223	40	61	15	0	3	12	0	3	7	15	37	24	3	.381	.335	1
	AZL Rangers	.273	3	11	4	3	0	0	0	1	0	0	1	1	3	2	0	.273	.385	0
	Bakersfield	.272	51	213	31	58	16	1	1	18	1	3	6	12	46	16	7	.371	.325	3
2008	Frisco	.276	76	301	43	83	17	0	4	33	3	4	11	17	55	16	8	.372	.333	1
	Oklahoma	.203	18	59	6	12	1	0	0	1	1	0	0	9	18	1	0	.220	.309	1
2009	Frisco	.303	127	512	100	155	21	7	8	53	6	5	16	49	64	49	6	.418	.378	6
	TEXAS	.118	11	17	4	2	1	0	0	1	0	0	0	2	5	0	0	.176	.211	0
2010	Oklahoma City	.309	69	259	43	80	7	4	4	35	3	2	8	29	47	12	5	.413	.393	1
	TEXAS	.212	20	33	4	7	0	0	0	3	0	1	0	1	11	1	0	.212	.229	0
2011	Round Rock	.325	30	123	21	27	5	1	1	10	0	0	2	11	17	5	1	.336	.325	1
	TEXAS	.271	64	133	26	36	5	1	1	13	3	1	6	10	27	18	0	.346	.347	2
2012	TEXAS	.304	121	240	31	73	12	3	1	26	5	0	10	14	41	13	7	.392	.367	0
2013	TEXAS	.280	106	246	39	69	12	4	2	22	3	1	8	29	46	24	3	.386	.373	2
	Frisco	.231	4	13	2	3	1	0	0	1	0	1	0	1	3	0	0	.308	.267	0
<b>ML Totals</b>		<b>.280</b>	<b>323</b>	<b>669</b>	<b>104</b>	<b>187</b>	<b>30</b>	<b>8</b>	<b>4</b>	<b>65</b>	<b>11</b>	<b>3</b>	<b>24</b>	<b>56</b>	<b>130</b>	<b>56</b>	<b>10</b>	<b>.366</b>	<b>.355</b>	<b>4</b>

## LIFETIME PITCHING RECORD

Year	Club	W	L	ERA	G	GS	CG	SHO	SV	IP	H	R	ER	HR	HB	BB	IBB	SO	WP	BK
2012	TEXAS	0	0	18.00	1	0	0	0	0	1.0	3	2	2	0	0	1	0	0	0	0

## CAREER TRANSACTIONS

**2008** — Selected by the Texas Rangers organization in the 10th round of the First-Year Player Draft. **2010** — On the disabled list, August 30 to November 4. **2011** — On the disabled list, July 28 to August 11; included rehabilitation assignment to Round Rock, August 5 to 9. **2013** — On the disabled list, June 21 to July 17; included rehabilitation assignment to Frisco, July 14 to 17. Traded to the Oakland Athletics with pitcher Josh Lindblom for outfielder Michael Choice and minor league infielder Chris Bostick, December 3.

## WILD CARD RECORD

Year	Club/Opp	AVG.	G	AB	R	H	2B	3B	HR	RBI	SH	SF	HP	BB	SO	SB	CS	SLG	OBP	E
2012	TEX vs. BAL	.000	1	2	0	0	0	0	0	0	0	0	0	0	0	0	0	.000	.000	0

## DIVISION SERIES RECORD

Year	Club/Opp	AVG.	G	AB	R	H	2B	3B	HR	RBI	SH	SF	HP	BB	SO	SB	CS	SLG	OBP	E
2011	TEX vs. TB	.400	4	5	1	2	0	0	0	0	1	0	1	1	1	2	1	.400	.571	0

## LEAGUE CHAMPIONSHIP SERIES RECORD

Year	Club/Opp	AVG.	G	AB	R	H	2B	3B	HR	RBI	SH	SF	HP	BB	SO	SB	CS	SLG	OBP	E
2011	TEX vs. DET	.400	3	5	0	2	0	0	0	1	0	0	0	0	0	0	0	.400	.400	0

## WORLD SERIES RECORD

Year	Club/Opp	AVG.	G	AB	R	H	2B	3B	HR	RBI	SH	SF	HP	BB	SO	SB	CS	SLG	OBP	E
2011	TEX vs. St.L	.200	6	5	1	1	0	0	0	0	0	0	0	0	3	0	0	.200	.200	0

## A'S CONTRACT STATUS

**Through 2014 (37):** LHP Fernando Abad, RHP Raul Alcantara, 1B Daric Barton, IF Alberto Callaspo, RHP Jesse Chavez, RHP Ryan Cook, 3B Josh Donaldson, LHP Sean Doolittle, IF Nate Freiman, OF Craig Gentry, C Chris Gimenez, RHP Sonny Gray, RHP Luke Gregerson, RHP A.J. Griffin, C John Jaso, RHP Jim Johnson, RHP Arnold Leon, RHP Josh Lindblom, IF Jed Lowrie, LHP Tommy Milone, 1B Brandon Moss, SS Hiroyuki Nakajima (includes club option for 2015), C Derek Norris, RHP Dan Otero, RHP Jarrod Parker, IF Andy Parrino, OF Shane Peterson, LHP Drew Pomeranz, IF Nick Punto (includes vesting option for 2015), OF Josh Reddick, RHP Fernando Rodriguez, RHP Evan Scribner, IF Eric Sogard, RHP Dan Straily, OF Michael Taylor, C Stephen Vogt, RHP Michael Ynoa.

**Through 2015 (3):** OF Yoenis Céspedes, LHP Scott Kazmir, LHP Eric O'Flaherty

**Through 2016 (1):** OF Coco Crisp (includes vesting option for 2017)

## VS. THE AMERICAN LEAGUE

2013		CAREER												
AVG.	AB	H	HR	RBI	vs. TEAM	AVG.	AB	H	HR	RBI				
.500	4	2	0	1	Baltimore	.308	13	4	0	2				
.417	12	5	1	4	Boston	.317	41	13	1	8				
.250	16	4	0	0	Chicago	.196	51	10	0	3				
.167	6	1	0	1	Cleveland	.353	17	6	0	3				
.400	5	2	0	0	Detroit	.300	20	6	0	0				
.216	37	8	1	3	Houston	.281	57	16	1	4				
.333	12	4	0	0	Kansas City	.226	31	7	0	0				
.342	38	13	0	5	Los Angeles	.316	79	25	0	8				
.200	10	2	0	0	Minnesota	.220	41	9	0	1				
.333	6	2	0	0	New York	.286	21	6	0	6				
.310	29	9	0	1	Oakland	.349	86	30	0	9				
.231	26	6	0	5	Seattle	.253	79	20	1	9				
.400	15	6	0	1	Tampa Bay	.310	29	9	0	1				
—	0	0	0	0	Texas	—	0	0	0	0				
.182	11	2	0	0	Toronto	.154	39	6	1	3				

## VS. THE NATIONAL LEAGUE

2013		CAREER												
AVG.	AB	H	HR	RBI	by MONTH	AVG.	AB	H	HR	RBI				
.000	7	0	0	1	Arizona	.143	14	2	0	4				
—	0	0	0	0	Atlanta	—	0	0	0	0				
.333	3	1	0	0	Chicago	.333	3	1	0	0				
—	0	0	0	0	Cincinnati	—	0	0	0	0				
—	0	0	0	0	Colorado	.250	4	1	0	0				
—	0	0	0	0	Los Angeles	—	0	0	0	0				
—	0	0	0	0	Miami	.400	5	2	0	0				
.200	5	1	0	0	Milwaukee	.222	9	2	0	0				
—	0	0	0	0	New York	.250	4	1	0	1				
—	0	0	0	0	Philadelphia	.250	8	2	0	1				
.250	4	1	0	0	Pittsburgh	.250	4	1	0	0				
—	0	0	0	0	San Diego	.333	3	1	0	0				
—	0	0	0	0	San Francisco	.636	11	7	0	2				
—	0	0	0	0	St. Louis	—	0	0	0	0				
—	0	0	0	0	Washington	—	0	0	0	0				

## MONTHLY BREAKDOWN

2013		CAREER												
AVG.	AB	H	HR	RBI	by MONTH	AVG.	AB	H	HR	RBI				
.209	43	9	0	2	April	.232	82	19	1	7				
.255	47	12	1	6	May	.257	136	35	1	13				
.154	26	4	0	1	June	.319	119	38	0	16				
.385	13	5	0	3	July	.300	90	27	0	8				
.308	52	16	1	5	August	.225	89	20	1	9				
.354	65	23	0	5	September	.326	144	47	1	11				
—	0	0	0	0	October	.111	9	1	0	1				

## BATTING BREAKDOWN

2013		CAREER												
AVG.	AB	H	HR	RBI	by CATEGORY	AVG.	AB	H	HR	RBI				
.291	117	34	2	17	Home	.296	318	94	3	40				
.271	129	35	0	5	Road	.265	351	93	1	25				
.274	73	20	0	5	Day	.254	205	52	0	15				
.283	173	49	2	17	Night	.291	464	135	4	50				
.216	116	25	1	9	Pre-ASG	.268	366	98	2	37				
.338	130	44	1	13	Post-ASG	.294	303	89	2	28				
.280	132	37	1	14	vs. LHP	.288	326	94	3	38				
.281	114	32	1	8	vs. RHP	.271	343	93	1	27				
.283	53	15	0	19	RISP	.268	164	44	0	58				
.200	5	1	0	2	Bases Loaded	.318	22	7	0	18				
.273	22	6	0	2	Pinch Hitter	.238	42	10	0	6				
.000	1	0	0	0	Designated Hitter	.500	2	1	0	3				

## BALLPARK BREAKDOWN

	AVG.	AB	H	HR	RBI
Angel Stadium	.250	44	11	0	0
AT&T Park	.636	11	7	0	2
Camden Yards	.250	8	2	0	0
Chase Field	.000	6	0	0	1
Citizens Bank Park	.250	8	2	0	1
Comerica Park	.300	10	3	0	0
Fenway Park	.353	17	6	0	2
Kauffman Stadium	.333	18	6	0	0
Miller Park	.167	6	1	0	0
Minute Maid Park	.219	32	7	0	2
O.co Coliseum	.333	42	14	0	3
PETCO Park	.333	3	1	0	0
Progressive Field	.333	3	1	0	0
Rangers Ballpark	.296	318	94	3	40
Rogers Centre	.167	24	4	1	3
Safeco Field	.222	45	10	0	2
Sun Life Stadium	.000	1	0	0	0
Target Field	.176	17	3	0	1
Tropicana Field	.417	12	5	0	1
U.S. Cellular Field	.219	32	7	0	3
Wrigley Field	.333	3	1	0	0
Yankee Stadium	.222	9	2	0	4

## FIELDING STATISTICS

Pitcher							
YEAR	PCT.	G	PO	A	E	TC	DP
2012	—	1	0	0	0	0	0
<b>Totals</b>	<b>.997</b>	<b>59</b>	<b>292</b>	<b>17</b>	<b>1</b>	<b>310</b>	<b>23</b>

Outfielder							
YEAR	PCT.	G	PO	A	E	TC	DP
2009	1.000	9	11	1	0	12	1
2010	1.000	15	16	1	0	17	0
2011	.982	60	109	0	2	111	0
2012	1.000	116	190	7	0	197	2
2013	.990	102	183	7	2	192	1
<b>Totals</b>	<b>.992</b>	<b>302</b>	<b>509</b>	<b>16</b>	<b>4</b>	<b>529</b>	<b>4</b>

## GENTRY'S CAREER BESTS

**Hits:** 5, June 8, 2012 at San Francisco  
**Home Runs:** 1 (four times), last: August 21, 2013 vs. Houston  
**Runs Batted In:** 3 (four times), last: August 17, 2013 vs. Seattle  
**Stolen Bases:** 3 (twice), September 19, 2013 at Tampa Bay; June 20, 2011 vs. Houston  
**Hitting Streak:** 6, July 15 to 23, 2012  
**Hitless Streak (At Bats):** 13 (twice), last: May 24 to June 2, 2013  
**Game Ending RBI:** None  
**Grand Slams:** None  
**Pinch-Hit Home Runs:** None.  
**Inside-The-Park Home Runs:** 1, September 23, 2013 vs. Seattle (Anthony Vasquez).  
**Lead Off Home Runs:** None.

**CATCHER****Height/Weight:** 6-2 / 220**Bats/Throws:** Right / Right**Birthdate:** December 27, 1982**Opening Day Age:** 31**Birthplace/Resides:** Gilroy, California / Reno, Nevada**Major League Service:** 2 years, 146 days**Obtained:** Claimed off waivers from Tampa Bay, December 20, 2013**Contract Status:** First year of a one-year contract through 2014.**CAREER HIGHLIGHTS**

Has played in 143 games in five seasons with Cleveland (2009-10), Seattle (2011) and Tampa Bay (2012-13) and is a .199 career hitter...has 92 games at catcher but has also appeared in the outfield (26 games), first base (22) and third base (2)...made his Major League debut with the Indians in 2009 and hit .144 with three of his six career home runs in a career-high 45 games...compiled his best batting average with the Rays in 2012 when he batted .260 in 42 games...is a .267 (715-for-2677) hitter with 98 home runs and 377 RBI in 769 games in 10 minor league seasons...was originally drafted by Colorado in 2001 out of Gilroy High School but did not sign and attended Nevada-Reno...drafted by Cleveland in 2004 and signed minor league deals with Seattle following the 2010 season and Tampa Bay prior to 2012.

**2013 HIGHLIGHTS**

Spent nearly the entire regular season at Triple-A Durham before he was called up by Tampa Bay when Stowers expanded Sept. 1...went 1-for-3 (.333) with a double and walk in four games with the Rays...appeared in one game each at catcher, first base and third base...also pinch hit twice, collecting a double and walk...batted .224 with three home runs and 22 RBI in 95 games with the Bulls...added 57 walks for a .350 on-base percentage...hit .235 (51-for-217) against right-handed pitching compared to .198 (18-for-81) against left-handers...drew 26 of his 57 walks against lefties for a .376 on-base percentage, compared to .339 against righties...had one home run and 11 RBI in 70 games over the first four months of the season...then had two home runs and 11 RBI in 25 games in August...hit .370 with two of his three home runs in the ninth inning...appeared in 56 games at catcher, 19 in right field, 13 in left field, seven at first base and one at third base...committed just one error behind the plate for a .998 fielding percentage...tossed out 10-of-40 (25.0%) attempted base stealers...batted .274 while catching, .167 at all other positions...hit in every spot in the order except first and second...batted fifth and seventh 23 times and eighth 22 times.

**DURHAM:** Batted .298 over his first 16 games through April 23...scored a season-high three runs April 11 against Norfolk...went 0-for-2 but drew a season-high three walks April 28 at Syracuse...finished April with a .262 batting average and then hit .265 in May...went 4-for-5 with three runs scored and his only stolen base of the season May 15 at Rochester...the hits were a season high and the runs matched his best...that lifted his batting average to .270...went 0-for-3 over his next two games before going on the disabled list May 28 with a sprained left hand...was reinstated June 16 and hit .201 in 60 games following his return...including .147 in June...went 4-for-40 (.100) over a 13-game stretch from June 24 to July 8...then hit safely in a season-high seven consecutive games from July 9 to 18...went 9-for-25 (.360) with three doubles during the streak...matched his season high with three walks July 19 against Pawtucket...finished July with a .238 batting average but then hit .184 in August...however, seven of his 14 hits in the month were for extra bases (five doubles, two home runs)...hit just one home run over his first 79 games...then went deep in back-to-back contests Aug. 11 against Charlotte and Aug. 13 at Gwinnett...drove in a season-high three runs against Charlotte...was recalled by Tampa Bay Sept. 1 and missed the final two games of the regular season and the playoffs.

**CAREER**

**2012**—The backstop completed his fourth Major League season...split the year between Triple-A Durham and the Rays...played in 42 games (31 starts at catcher) over two stints in the majors: April 15–May 28 and Sept. 1 through the end of the season...hit .221 with six RBI in 35 games with Tampa Bay...appeared in 11 games (10 starts) after his second recall on Sept. 1 and hit .406 with a home run and five

RBI...started the final five games of the season and went 7-for-14 (.500) with at least one hit in each game...in his first stint with the Rays, appeared in 24 games (21 starts, all at catcher) from April 15-May 28...hit .191 during that stretch...was selected from Durham April 15 and made his Rays debut that day in Boston, going 2-for-4 with a pair of singles...drove in the go-ahead run on a two-out, RBI single in the eighth inning in a 4-3 victory Sept. 3 against New York (AL) bringing the Rays to within 2.5 games of the first-place Yankees...it was his second career go-ahead hit and his first since July 27, 2009 with Cleveland...delivered a two-run double in the seventh inning to give the Rays a 4-1 lead in the eventual 5-3 win Oct. 1 against Baltimore, helping the Rays stay alive in the postseason race...they were eliminated later that night with Oakland's victory...his lone home run came Sept. 29 at Chicago (AL), a solo shot off Deunte Heath...also appeared in one game each at first base, third and left field...caught 5-of-25 (20.0%) attempted base stealers...was called for catcher's interference a club-record three times, the most in the majors since...became the first American League catcher to be called for catcher's interference in back-to-back appearances (April 29-30) since Detroit's Javier Cardona Aug. 14-16, 2001...at Triple-A, hit .310 in 71 games for the Bulls, including .375 against left-handed pitchers and .351 with runners in scoring position...appeared at several positions for Durham: catcher (47 games), left field (11), right field (11), third base (2) and first base (1)...signed a minor league contract Feb. 16 with an invite to spring training...appeared in 24 spring games, spending time at catcher (33 innings), first base (14), third base (36), left field (16) and designated hitter (3).

**2011**—Spent the season with the Mariners but logged more than two months on the DL...played a 13-game rehab assignment with Triple-A Tacoma...reassigned to Tacoma at the end of spring training but did not appear in any games before being selected by the Mariners April 10 after Adam Moore was placed on the 60-day DL...hit .203 in 24 games...played 20 games at catcher (17 starts), 3 in left field (1 start) and 2 at first base (2 starts)...threw out 6-of-20 (30.0%) attempted base stealers and did not have a passed ball in 152 innings behind the plate...was on the disabled list from June 29 to Sept. 1 with a strained left oblique...appeared in 13 games on a rehab assignment with Tacoma from Aug. 12-31...designated for assignment Feb. 7, 2012 and signed with the Rays Feb 16.

**2010**—Split the season between Cleveland and Triple-A Columbus...was with the Indians from July 10 through the end of the season as a backup catcher and utility player...promoted to Cleveland July 10 when Mark Redmond was designated for assignment...made 19 starts at catcher and played 2 games in the outfield...spent the first three months of the season with Columbus, making appearances in the outfield (34), catcher (18), first base (3) and third base (1)...signed with the Mariners as a minor league free agent after the season.

**2009**—Began the season at Columbus and spent the last four months of the season with the Indians after his recall on May 31 when Grady Sizemore went on the disabled list...made his Major League debut June 3 at Minnesota and collected his first ML hit and home run June 4 at Minnesota off Scott Baker...appeared in 18 games at first base (13 starts), 14 games in left field (9 starts), 8 games at catcher (6 starts) and 7 games in right field (4 starts).

**2008**—Split the season between Double-A Akron and Triple-A Buffalo, combining to bat .304 with 24 doubles, nine home runs and 45 RBI in 109 games...his batting average ranked second highest in the Indians farm system...hit .339 in 55 games with Akron and was promoted to Buffalo June 19.

**2007**—Spent most of the season at Single-A Kinston (Indians) where his team-high 20 home runs tied for third in the Carolina League...ranked second in the Indians farm system with 26 home runs and a .526 slugging percentage...was named a CL midseason All-Star and won the home run derby.

**2006**—Spent his second year at Single-A Lake County (Indians)...appeared at catcher for the first time (62 games)...also appeared in three games at third base and one at first base...led the South Atlantic League in hit by pitches (26)...was named SAL Batter of the Week for the week of July 10-16.

**2005**—Was hit by a pitch a league-leading 25 times at Single-A Lake County of the South Atlantic League...went 8-for-14 (.571) with three home runs and 22 RBI with the bases loaded...appeared in 47 games at third base, 38 in left field, 20 at first base and three in right field.



**2004**—Made his professional debut at Short-A Mahoning Valley...led the New York-Penn League in total bases (137), slugging (.527), doubles (23) and extra base hits (36) and ranked second in on-base percentage (.419), fourth in home runs (10) and fifth in hits (78)...named a NYPL postseason All-Star.

## PERSONAL/MISCELLANEOUS

Christopher Paul Gimenez was originally signed by Indians scout Don Lyle...played three years of baseball at the University of Nevada-Reno...named first-team All-WAC in 2003 as a sophomore and 2nd-team All-WAC in 2004 as a junior...graduated from Gilroy (CA) High School in 2001...he and his wife, Kellie, have a son, Jace...his wife played volleyball at Reno.

## LIFETIME PLAYING RECORD

Year	Club	AVG.	G	AB	R	H	2B	3B	HR	RBI	SH	SF	HP	BB	SO	SB	CS	SLG	OBP	E
2004	Mahoning Valley	.300	71	260	40	78	23	3	10	38	1	1	24	30	62	2	2	.527	.419	11
2005	Lake County	.234	112	384	54	90	24	1	13	66	2	4	25	48	90	4	3	.404	.354	12
2006	Lake County	.255	91	329	55	84	25	1	11	40	1	5	26	33	72	6	8	.438	.364	7
2007	Kinston	.283	83	269	56	76	14	1	20	54	2	3	8	50	55	3	2	.565	.406	3
	Akron	.221	30	113	20	25	6	0	6	12	0	0	1	9	31	1	0	.434	.285	3
2008	Akron	.339	55	177	46	60	15	1	6	26	1	2	1	52	33	0	1	.537	.487	4
	Buffalo	.272	54	195	23	53	9	1	3	19	3	4	4	23	60	2	1	.374	.354	8
2009	Columbus	.235	39	136	20	32	8	0	6	15	2	1	3	15	40	0	0	.426	.323	1
	CLEVELAND	.144	45	111	12	16	2	0	3	7	1	1	0	17	36	1	1	.243	.256	1
2010	Columbus	.276	55	196	32	54	10	0	9	32	2	1	0	20	38	1	1	.464	.341	1
	CLEVELAND	.190	28	58	6	11	5	0	1	8	1	0	0	8	22	0	0	.328	.288	1
2011	SEATTLE	.203	24	59	6	12	1	0	1	6	0	1	0	10	13	0	1	.271	.314	0
	Tacoma	.265	13	49	8	13	1	0	1	4	0	0	0	7	13	0	1	.347	.357	1
2012	Durham	.310	71	261	39	81	15	0	10	49	0	4	3	33	57	0	3	.483	.389	2
	TAMPA BAY	.260	42	100	10	26	4	0	1	9	1	0	0	8	24	0	0	.330	.315	3
2013	Durham	.224	95	308	43	69	16	0	3	22	4	2	4	57	63	1	1	.305	.350	5
	TAMPA BAY	.333	4	3	0	1	1	0	0	0	0	0	0	1	1	0	0	.667	.500	0
<b>ML Totals</b>		<b>.199</b>	<b>143</b>	<b>331</b>	<b>34</b>	<b>66</b>	<b>13</b>	<b>0</b>	<b>6</b>	<b>30</b>	<b>3</b>	<b>2</b>	<b>0</b>	<b>40</b>	<b>96</b>	<b>1</b>	<b>2</b>	<b>.293</b>	<b>.292</b>	<b>5</b>

## CAREER TRANSACTIONS

**2001** — Selected by the Colorado Rockies organization in the 34th round of the First-Year Player Draft; did not sign. **2004** — Selected by the Cleveland Indians organization in the 19th round of the First-Year Player Draft. **2010** — Elected free agency, November 1; signed by the Seattle Mariners to a minor league contract, December 15. **2011** — On the disabled list, June 29 to August 31; included rehabilitation assignment to Tacoma, August 12 to 30. Elected free agency (contract non-tender), December 12. **2012** — Signed by Seattle, January 6. Elected free agency, February 15; signed by the Tampa Bay Rays to a minor league contract, February 17. **2013** — Claimed off waivers by the Oakland Athletics, December 20.

## VS. THE AMERICAN LEAGUE

2013		CAREER								
AVG.	AB	H	HR	RBI	vs. TEAM	AVG.	AB	H	HR	RBI
.000	1	0	0	0	Baltimore	.269	26	7	0	2
—	0	0	0	0	Boston	.095	21	2	0	0
—	0	0	0	0	Chicago	.360	25	9	2	2
—	0	0	0	0	Cleveland	.111	9	1	0	0
—	0	0	0	0	Detroit	.192	26	5	0	3
—	0	0	0	0	Houston	—	0	0	0	0
—	0	0	0	0	Kansas City	.091	33	3	1	6
.000	1	0	0	0	Los Angeles	.100	20	2	0	3
—	0	0	0	0	Minnesota	.205	44	9	1	2
—	0	0	0	0	New York	.412	17	7	0	3
—	0	0	0	0	Oakland	.143	14	2	0	0
1.000	1	1	0	0	Seattle	.278	18	5	1	3
—	0	0	0	0	Tampa Bay	.000	5	0	0	0
—	0	0	0	0	Texas	.182	22	4	1	2
—	0	0	0	0	Toronto	.194	31	6	0	4

## VS. THE NATIONAL LEAGUE

2013		CAREER								
AVG.	AB	H	HR	RBI	by MONTH	AVG.	AB	H	HR	RBI
—	0	0	0	0	Atlanta	.250	4	1	0	0
—	0	0	0	0	Chicago	.200	5	1	0	0
—	0	0	0	0	Cincinnati	.000	1	0	0	0
—	0	0	0	0	Milwaukee	.000	2	0	0	0
—	0	0	0	0	Pittsburgh	.400	5	2	0	0
—	0	0	0	0	Washington	.000	3	0	0	0

## MONTHLY BREAKDOWN

2013		CAREER								
AVG.	AB	H	HR	RBI	by MONTH	AVG.	AB	H	HR	RBI
—	0	0	0	0	April	.273	44	12	0	4
—	0	0	0	0	May	.130	54	7	0	4
—	0	0	0	0	June	.225	40	9	2	3
—	0	0	0	0	July	.180	50	9	1	6
—	0	0	0	0	August	.102	59	6	1	7
.333	3	1	0	0	September	.254	71	18	2	4
—	0	0	0	0	October	.385	13	5	0	2

## BATTING BREAKDOWN

2013		CAREER								
AVG.	AB	H	HR	RBI	by CATEGORY	AVG.	AB	H	HR	RBI
.000	1	0	0	0	Home	.178	152	27	1	15
.500	2	1	0	0	Road	.218	179	39	5	15
1.000	1	1	0	0	Day	.201	144	29	5	10
.000	2	0	0	0	Night	.198	187	37	1	20
—	0	0	0	0	Pre-ASG	.190	147	28	2	11
.333	3	1	0	0	Post-ASG	.207	184	38	4	19
—	0	0	0	0	vs. LHP	.292	113	33	1	13
.333	3	1	0	0	vs. RHP	.151	218	33	5	17
.000	1	0	0	0	RISP	.155	84	13	1	23
—	0	0	0	0	Bases Loaded	.167	6	1	0	3
1.000	1	1	0	0	Pinch Hitter	.200	5	1	0	0
—	0	0	0	0	Designated Hitter	.000	2	0	0	0

## BALLPARK BREAKDOWN

	AVG.	AB	H	HR	RBI
Angel Stadium	.143	14	2	0	2
Camden Yards	.231	13	3	0	0
Comerica Park	.143	7	1	0	1
Fenway Park	.133	15	2	0	0
Kauffman Stadium	.071	14	1	0	2
Metrodome	.182	11	2	1	1
Nationals Park	.000	3	0	0	0
O.co Coliseum	-	0	0	0	0
PNC Park	.400	5	2	0	0
Progressive Field	.138	80	11	1	6
Rangers Ballpark	.286	14	4	1	2
Rogers Centre	.190	21	4	0	2
Safeco Field	.231	39	9	1	5
Target Field	.308	13	4	0	1
Tropicana Field	.196	51	10	0	6
U.S. Cellular Field	.375	16	6	2	2
Wrigley Field	.200	5	1	0	0
Yankee Stadium	.400	10	4	0	0

## FIELDING STATISTICS

Catcher									
YEAR	PCT.	G	PO	A	E	TC	DP	BP	
2009	1.000	8	36	4	0	40	0	0	
2010	.992	24	109	14	1	124	2	1	
2011	1.000	20	111	9	0	120	2	0	
2012	.989	39	262	12	3	277	2	0	
2013	1.000	1	1	0	0	1	0	0	
<b>Totals</b>	<b>.993</b>	<b>92</b>	<b>519</b>	<b>39</b>	<b>4</b>	<b>562</b>	<b>6</b>	<b>1</b>	

First Base									
YEAR	PCT.	G	PO	A	E	TC	DP	BP	
2009	.993	18	133	4	1	138	6		
2011	1.000	2	15	1	0	16	5		
2012	1.000	1	2	0	0	2	1		
2013	1.000	1	3	0	0	3	0		
<b>Totals</b>	<b>.994</b>	<b>22</b>	<b>153</b>	<b>5</b>	<b>1</b>	<b>159</b>	<b>12</b>		

Third Base									
YEAR	PCT.	G	PO	A	E	TC	DP	BP	
2012	—	1	0	0	0	0	0		
2013	1.000	1	0	1	0	1	0		
<b>Totals</b>	<b>1.000</b>	<b>2</b>	<b>0</b>	<b>1</b>	<b>0</b>	<b>1</b>	<b>0</b>		

Outfielder									
YEAR	PCT.	G	PO	A	E	TC	DP	BP	
2009	1.000	20	28	0	0	28	0		
2010	1.000	2	1	0	0	1	0		
2011	—	3	0	0	0	0	0		
2012	1.000	1	1	0	0	1	0		
<b>Totals</b>	<b>1.000</b>	<b>26</b>	<b>30</b>	<b>0</b>	<b>0</b>	<b>30</b>	<b>0</b>		

**Hits:** 2 (17 times), last: October 1, 2012 vs. Baltimore  
**Home Runs:** 1 (six times), last: September 29, 2012 at Chicago (AL)  
**Runs Batted In:** 4, August 27, 2010 vs. Kansas City  
**Stolen Bases:** 1, August 8, 2009 at Chicago (AL)  
**Hitting Streak:** 6, September 22, 2011 to April 17, 2012  
**Hitless Streak (At Bats):** 19, August 8 to 26, 2009  
**Game Ending RBI:** None  
**Grand Slams:** None  
**Pinch-Hit Home Runs:** None  
**Inside-The-Park Home Runs:** 1, September 23, 2013 vs. Seattle (Anthony Vasquez).  
**Lead Off Home Runs:** None.

OAKLAND A'S RECENT EJECTIONS

Date	Player/Coach	Umpire	Date	Player/Coach	Umpire
Aug. 14, 2013	Bob Melvin	Doug Eddings	June 22, 2008	Mark Ellis	Lance Barksdale
May 29, 2013	Chip Hale	Brian Knight	June 22, 2008	Bob Geren	Lance Barksdale
May 14, 2013	Bob Melvin	D.J. Reyburn	Sept. 16, 2007	Nick Swisher	Chuck Meriwether
May 8, 2013	Bob Melvin	Angel Hernandez	August 23, 2007	Santiago Casilla	John Hirschbeck
April 25, 2013	Curt Young	Jim Reynolds	August 18, 2007	Bob Geren	Mike Muchlinski
April 13, 2013	Bob Melvin	Andy Fletcher	July 8, 2007	Joe Blanton	Tim McClelland
Sept. 18, 2012	Jesse Chavez	Jerry Meals	May 1, 2007	Bob Geren	Charlie Reliford
June 23, 2012	Coco Crisp	Tony Randazzo	Sept. 28, 2006	Milton Bradley	Wally Bell
June 9, 2012	Bob Melvin	Tim McClelland	Sept. 22, 2006	Milton Bradley	Ron Kulpa
May 19, 2012	Bob Melvin	James Hoye	August 9, 2006	Milton Bradley	Paul Schrieber
May 17, 2012	Bob Melvin	Laz Diaz	July 25, 2006	Justin Duchscherrer	Mark Wegner
July 31, 2011	Ryan Sweeney	Dan Bellino	July 23, 2006	Frank Thomas	Adam Dowdy
July 22, 2011	Gerald Perry	Marty Foster	July 9, 2006	Gerald Perry	Eric Cooper
June 16, 2011	Bob Melvin	Tim Tschida	May 2, 2006	Jason Kendall	Dale Scott
May 27, 2011	Bob Geren	Angel Campos	April 16, 2006	Jay Payton	Ed Rapuano
May 7, 2011	Josh Willingham	Bill Miller	Sept. 28, 2005	Mark Kotsay	Mike Everitt
Sept. 12, 2010	Daric Barton	Hunter Wendelstedt	May 9, 2005	Ken Macha	Mark Carlson
Aug. 3, 2010	Bob Geren	Gary Darling	June 16, 2004	Arthur Rhodes	Bruce Dreckman
July 27, 2010	Jack Cust	Kerwin Danley	April 19, 2004	Mark Kotsay	Paul Emmel
July 20, 2010	Coco Crisp	Bob Davidson	Sept. 6, 2003	Terry Francona	Hunter Wendelstedt
July 6, 2010	Daric Barton	Mike Winters	Sept. 2, 2003	Terrence Long	Marvin Hudson
June 23, 2010	Bob Geren	Jerry Crawford	August 17, 2002	Jim Mecir	Rob Drake
June 7, 2010	Jim Skaalen	Eric Cooper	August 17, 2002	Art Howe	Rob Drake
May 23, 2010	Bob Geren	Greg Gibson	July 27, 2002	Art Howe	Kerwin Danley
Sept. 22, 2009	Adam Kennedy	Eric Cooper	May 23, 2002	Mike Magnante	Bruce Froemming
August 16, 2009	Bob Geren	Gary Darling	April 24, 2002	Rick Peterson	Ed Montague
July 28, 2009	Bob Geren	Adrian Johnson	August 26, 2001	Erik Hiljuz	Chris Guccione
May 25, 2009	Jim Skaalen	Brian Knight	August 7, 2001	Ramon Hernandez	Kerwin Danley
May 9, 2009	Bob Geren	Paul Nauert	July 26, 2001	Cory Lidle	Paul Emmel
August 21, 2008	Frank Thomas	Bill Hohn	May 16, 2001	Art Howe	Jeff Nelson
June 24, 2008	Ty Van Burkleo	Jeff Nelson			

## OUTFIELDER

**Height/Weight:** 6-1 / 230

**Bats/Throws:** Right / Right

**Birthdate:** November 22, 1980

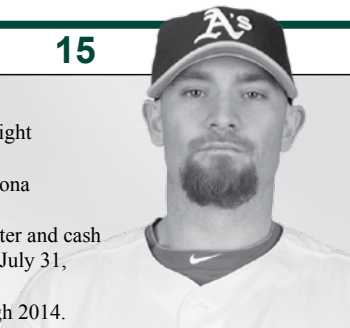
**Opening Day Age:** 33

**Birthplace/Resides:** Petaluma, California / Scottsdale, Arizona

**Major League Service:** 8 years, 97 days

**Obtained:** Acquired from the Boston Red Sox with Jon Lester and cash for Yoenis Céspedes and a 2015 Competitive Balance Pick, July 31, 2014

**Contract Status:** Second year of a two-year contract through 2014.



## CAREER HIGHLIGHTS

The 11-year veteran outfielder helped the Red Sox to the World Series title in his first season in Boston in 2013, batting .247 with 13 home runs and 52 RBI in 116 games...is a .244 career hitter with 149 home runs and 463 RBI in 996 games in with Tampa Bay (2003-08), Cincinnati (2009-11), Washington (2011), Oakland (2012) and Boston (2013)...has participated in the postseason in three of the past four seasons...Boston went 10-1 in his 11 starts en route to the 2013 World Series Championship...also made it to the postseason with the Reds in 2010 and with the A's in 2012...made his Major League debut with Rays in 2003, appearing in eight games, and played five more games in 2004...then hit .282 with 21 home runs and 54 RBI in 101 games as a rookie in 2005, finishing third in American League Rookie of the Year balloting...was named to the *Baseball America* and Topps Rookie All-Star teams...left Tampa Bay following the 2008 season, holding franchise records for home runs by a right-handed batter (66) and times hit by a pitch (35)...was the Appalachian League's Player of the Year and a *Baseball America* Rookie League All-Star in 2001...was a California League All-Star in 2002...attended Casa Grande High School in Petaluma and was selected by Tampa Bay in the 18th round of the 2001 draft out of Santa Rosa Junior College.

## 2013 HIGHLIGHTS

In his first season with the Red Sox, he led the club with 65 starts in left field and 30 plate appearances as a pinch-hitter, which tied for first in the American League...totaled 76 starts for the Sox (also nine at designated hitter and two in right field)...64 of his last 67 starts were in left field, including each of his last 35...hit .346 with runners in scoring position, including a .375 mark with 23 RBI in RISP situations beginning Aug. 1...went 4-for-8 (.500) with 11 RBI when batting with the bases loaded...hit four home runs in the pinch, which tied Atlanta's Evan Gattis for the Major League lead and was the most in a season by an AL player since Minnesota's Matthew LeCroy in 2004 (4)...they tied for second most by a Red Sox in a single season, one shy of Joe Cronin's club/American League record (5 in 1943)...reached safely in 15 of 30 plate appearances as PH, batting .286 (6-for-21) with a double, seven RBI, seven walks and two hit pitched...led the AL and tied for second in the ML with five pinch extra base hits and tied for third in the AL in pinch RBI...his home runs on June 18 against Tampa Bay (2nd Game) and July 3 against San Diego were both walk-off shots...in his final 70 games beginning June 6, he posted a .284 batting average, .357 on-base percentage and .490 slugging percentage...had OBP's over .340 in April (.353), July (.356), August (.346) and September (.400)...hit over .300 in both June (.304) and September (.340)...his .340 mark in September led the Sox and was seventh in the AL...hit .236 against left-handers compared to a .258 average against righties...beginning June 6, had a .282 average, .364 on-base percentage and .495 slugging percentage against left-handed pitching, including a .326/.388/.581 beginning Aug. 16.

**BOSTON:** Was on his seventh career Opening Day roster (also 2006-08, 2010-12) and started Opening Day at designated hitter on April 1 at New York (AL)...it was his third Opening Day start (also as DH for TB in 2006 and as LF for CIN in 2011)...was Boston's first Opening Day starter at DH other than David Ortiz since Jeremy Giambi in 2003...reached in all four plate appearances April 16 at Cleveland, going 1-for-1 with three walks...knocked his fourth career grand slam (off Pedro Hernandez) and tallied a season-high five RBI May 8 against Minnesota...delivered the go-ahead and eventual game-winning run with a 10th-inning sacrifice fly May 17 at Minnesota...hit the game-tying sacrifice fly in the 6th inning May 25 against Cleveland and threw out a potential run at the plate in the third inning...walked and scored the 1st of 2 runs on Jacoby Ellsbury's walk-off double in the ninth on May 26 against

Cleveland...hit .333 with eight doubles, five home runs, and 15 RBI in 23 games from June 6 to July 21...posted a .617 slugging percentage in that time, the fifth-best mark in the AL during that stretch (min. 50 PA)...hit safely in 11 straight starts from June 23 to July 21, which tied for the longest such streak of his career (Sept. 14-26, 2010)...hit a walk-off two-run home run in the second game of the June 18 doubleheader against Tampa Bay off Joel Peralta...it was his third career walk-off homer, his first since April 8, 2010 against St. Louis...it was his third career homer off Peralta, all of which provided the go-ahead and eventual game-winning run in the 8th inning or later (also May 5, 2012 and Aug. 24, 2012)...snapped a 5-5 tie in the 7th inning with a bases-loaded, pinch-hit single in a 7-5 win over Toronto June 28...had two streaks of four straight games with an extra-base hit: June 30-July 4 (three doubles, one home run) and Aug. 5-8 (two doubles, two home runs)...hit a pinch-hit, walk-off home run to lead off the ninth inning July 3 against San Diego off Luke Gregerson...it was the eighth pinch-hit walk-off homer in franchise history (his 1st career walk-off in the pinch) and just the second in the past 18 seasons beginning in 1996 (also Jarrod Saltalamacchia, May 26, 2012 vs. Tampa Bay)...was ejected July 14 at Oakland by home plate umpire Todd Tichenor following a 9th-inning strikeout...it was his third career ejection and first since 2008...doubled and homered July 19 against New York (AL) for his only multi-extra base hit game of the year...tallied an unassisted double play in left field in the top of the 15th of a 5-4 win against Seattle...caught a line drive in left field and doubled the runner off second base...had a 14-game on-base streak from Aug. 5-27, which tied for the longest of his career in a single season (April 3-18, 2006)...hit .244 with a .375 on-base percentage, three doubles, three homers, 15 RBI, eight runs, and 10 walks in that stretch...started 11 games in the postseason, all in left field, with Boston going 10-1 in those contests...appeared in 15 of the team's 16 postseason games (all but ALCS G#1) and hit .167 with two doubles, one homer, five RBI, five walks and eight runs...appeared in four ALDS contests (two starts) against Tampa Bay...drove in the Red Sox' first two runs of the Division Series with a fourth inning double to tie Game 1 and came around to score the go-ahead run on Stephen Drew's single...played in five ALCS contests against Detroit (four starts)...scored the walk-off winning run in the ninth inning of ALCS Game 2 on Jarrod Saltalamacchia's base hit after leading off the inning with an infield single...singled with two outs in the fifth inning of Game 3 in Detroit to break up Justin Verlander's no-hit bid...doubled to lead off the bottom of the seventh inning in Game 6 in Boston and was plated by Shane Victorino's series-clinching grand slam four batters later...made five starts and played in all six World Series games against St. Louis...knocked a game-winning three-run home run in the sixth inning in Game 4 at St. Louis, his first career postseason homer, to snap an 0-for-9 slide to open the World Series...was the eighth Red Sox with a home run for his first career World Series hit...reached safely in each of his first three plate appearances of Game 6 in Boston (single, HBP, BB) and scored twice in the 6-1 Series-clinching win.

## CAREER

**2012**—Was on the A's roster for the entire season but appeared in 99 games, batting .262 with 18 home runs and 47 RBI...his home runs were fifth most in Athletics history among players with fewer than 100 games played...walked 44 times and was hit by a pitch eight times for a career-high .377 on-base percentage...had 13 go-ahead RBI, which matched the second best total of his career...eight of his 18 home runs gave the A's the lead...batted .226 with the bases empty compared to .306 with runners on...hit .311 with runners in scoring position...was 12-for-25 (.480) with RISP and two outs, which was the best mark in the majors...it was the best mark by an American Leaguer since Rickey Henderson hit .486 with the A's in 1995 (min. 25 PA)...was batting .231 with eight home runs, 21 RBI and a .435 slugging percentage in 55 games before the All-Star Break...then hit .295 with 10 home runs and 26 RBI in 44 games after the break...made 58 of his 74 starts against left-handed pitching, including 38 of his last 42 after June 19...batted .299 against left-handed pitching compared to .209 against right-handers...hit 11 of his 18 home runs against lefties, which tied for ninth most in the AL...all 10 of his doubles came against lefties for a .561 slugging percentage...slugged .391 against righties...made a team-leading 46 starts at designated hitter and batted .239 with nine home runs and 22 RBI in 53 games overall at DH...also started 25 games in left field and three in right field...was 2-for-12 (.167) with a home run, three RBI, four walks and a hit by pitch as a pinch hitter...tied for third in the AL in pinch walks...hit .234 in 29 games batting fourth and .330 with seven home runs in 30 games batting second...also started games in the fifth (15), sixth (10) and seventh (2) spots in the order...was 12-for-25 (.480) when putting the first pitch in play, which ranked fifth in the AL...hit 11 of his 18 home runs and had 29 of his 47 RBI on the road...batted .333 in interleague play...homered in his first game as an Athletic March 29 against Seattle in Tokyo...was hit by a Jonathan Broxton pitch with the bases loaded in the bottom of the 12th inning April 11 against Kansas City to force in the winning run in the A's 5-4 victory...it was the Gomes'

second career walk-off hit by pitch (Aug. 21, 2011 vs. Philadelphia) and the third walk-off hit by pitch in Oakland history...singled in the eighth inning April 19 at Los Angeles after homering for each of his first three hits for the season...is the first player in Oakland history whose first three hits in a season were all home runs...homered five times over his first 17 games and six of his 11 hits over that span were for extra bases (one double)...hit .349 with five home runs and 14 RBI over a 23-game stretch from June 10 to July 25...hit the game-winning pinch-hit two-run home run in the seventh inning June 16 against San Diego, his third career pinch hit home run...it snapped a 0-for-34 streak as a pinch hitter and was his first pinch hit since Aug. 29, 2010 against Chicago (NL)...finished June with a .289 batting average and then hit .309 in July...connected for his third career grand slam July 13 at Minnesota...added a RBI single in the ninth inning to finish with five RBI...it was his third career game of five or more RBI...homered two games later against the Twins, his 10th of the season...it marked the seventh time he has reached the 10-home run plateau in his career...struck out in a career-high 16 consecutive games from July 28 to Sept. 1 (22 strikeouts total)...finished August with five home runs and 10 RBI in 12 games...his sacrifice hit Sept. 22 at New York was just the second of his career, his first since June 24, 2005 against Florida.

**2011**—Began the season with Cincinnati and was batting .211 with 11 home runs and 31 RBI in 77 games when he was traded to Washington July 26...hit .204 with three home runs and 12 RBI in 43 games with the Nationals for a .209 batting average, 14 home runs and 43 RBI in 120 games overall...the games played were the second highest total of his nine-year career to his 148 games in 2010...batted .311 against left-handed pitching compared to .167 against right-handers...hit .163 with runners in scoring position, including .089 with RISP and two outs...went 0-for-28 with five walks, a sacrifice fly (.147 on-base percentage) and two RBI as a pinch hitter...those are the most hitless at bats by a pinch hitter in one season since at least 1974...the previous high was 27 by Jim Holt with Minnesota and Oakland in 1974...had a .208 batting average or lower in every month of the season except June when he batted .320...hit .281 against National League West teams compared to .190 against all other teams...batted .250 over the first six innings of a game, .135 from the seventh inning on...started 68 games in left field and five in right field...also hit .179 in eight starts at designated hitter...had his best success from the six spot in the order where he batted .277 in 33 games...was the Reds' Opening Day starter in left field March 31 and went 0-for-3 against Milwaukee...walked in each of his first eight games (12 walks total), which was the longest streak of his career...it matched the longest season-opening streak by a Cincinnati Red since at least 1919 (Willie Greene, 1998)...had his ninth career multi-homer game April 16 against Pittsburgh when he went deep twice...added another home run the next day against the Pirates and hit six of his 14 home runs in his first 14 games...matched his career-high with four hits May 28 at Atlanta...was traded to Washington July 26 for minor league pitcher Chris Manno and minor league first baseman Bill Rhinehart...hit .320 over his first 10 games with the Nationals...was hit by a Brad Lidge pitch with the bases loaded in the bottom of the 10th inning Aug. 21 against Philadelphia to lift the Nationals to a 5-4 win.

**2010**—Established career highs in games (148), at bats (511), runs (77), hits (136), doubles (24) and RBI (86)...the Reds led the National League in going first-to-third on base hits, and Gomes did it a team-high 14 times to rank among the Major League individual leaders...while the Reds battled for a division title, hit .323 with two home runs and nine RBI in his last 16 games of the season, including a career-high 11-game hitting streak from Sept. 14-26 that ranked as the second-longest by a Reds batter in 2010...was third-hardest to double up among all National League batters...ranked eighth in the NL in hitting with runners in scoring position (.338) and tied for third in sacrifice flies (9)...led the Reds with 126 starts in left field and 74 starts batting fifth in the order...had his best month in May, when he was a candidate for NL Player of the Month after hitting .364 with five home runs and 22 RBI...that month, ranked among the league leaders in hitting (2nd), slugging (.636, 2nd) and RBI (t-2nd)...hit his second career walk-off home run in the ninth inning of a 2-1 win against St. Louis April 8 (off Jason Motte)...tied his career high with four hits in a 15-6 win May 28 against Houston...hit a pair of three-run home runs June 12 against Kansas City to produce a career-high six RBI, the most in a game by a Reds batter all season...his four walks and four runs scored Aug. 8 at Chicago were the most in a game by a Reds batter all season, though Joey Votto also scored 4 runs in that 11-4 win...recorded the 100th homer of his career Aug. 25 at San Francisco, a solo shot off Madison Bumgarner...was the Reds' recipient of the MLB Players Alumni Association's Heart and Hustle Award for his passion for the game...started in left field in Games 1 and 3 of the National League Division Series against the Phillies.

**2009**—Was a non-roster invitee to spring training but finished the season ranked tied for third among Reds batters with 20 home runs in just 281 at bats...began the season at Louisville...joined the Reds May 22 and finished the season with Cincinnati...when promoted, led Louisville in games, hits, home runs, RBI and runs scored...for the Reds, made 75 starts (33 in left field, 33 in right field, 9 at designated hitter)...hit .307 with five home runs and 19 RBI against left-handed pitching...led the club with 34 starts batting sixth in the order...served as the Reds' designated hitter in all nine interleague road games, hitting .344 with three home runs and seven RBI...recorded 12 two-hit games and five three-hit games...produced a career-high 5 RBI and hit 3 homers for the second time in his career Aug. 13 against Washington...his 12 total bases were the most by a Reds batter all season...became the 24th Reds player to hit three homers in a game (29th time)...produced his other multi-homer game July 27 against San Diego...was the club's nominee for the Hutch Award, presented each year to the Major League player who best exemplifies the honor, courage and dedication of former Reds manager Fred Hutchinson...became a free agent Dec. 12 when he was not tendered a contract for the 2010 season...was re-signed to a one-year contract through 2010 with an option 2011 Feb. 22.

**2008**—Began the season with the Rays...was optioned to Triple-A Durham Aug. 5 and spent the rest of the minor league season there...was recalled Sept. 13 and spent the rest of the year with Tampa Bay...for the Rays, made 17 starts in right field, four in left field and 24 at designated hitter...played those same positions at Durham...hit his 60th career home run April 7 at New York (AL), tying Greg Vaughn's club record for a right-handed batter...broke the mark May 1 at Baltimore...was hit by a pitch seven times, extending his club record to 35 career HBP...produced the second pinch-hit homer of his career June 28 at Pittsburgh, a solo shot off Damaso Marte on the 15th pitch...it was the longest plate appearance preceding a homer since Montreal's Termel Sledge homered on the 16th pitch from Atlanta's Antonio Alfonseca July 7, 2004...no Rays batter had ever homered in a longer plate appearance...was ejected for his participation in an on-field incident June 5 at Boston that also involved Tampa Bay's James Shields and Boston's Coco Crisp...two days later began serving a five-game suspension for his actions...also missed a game April 4 while serving a one-game suspension for his participation in a spring training incident involving the Yankees Shelley Duncan...tied his career high with a season-best 4 RBI April 5 at New York (AL).

**2007**—Appeared in 107 games, including 95 starts (45 at designated hitter, 30 in right field, 20 in left field) for the Rays...with 17 homers, ranked third on the club behind Carlos Pena (46) and B.J. Upton (24)...made 19 appearances in Tampa Bay's first 48 games before he was optioned to Triple-A Durham May 28, when Akinori Iwamura came off the disabled list...returned to the Rays June 14, when B.J. Upton went on the DL...started 81 of the Rays' last 99 games of the season, hitting .254 with 16 home runs and 44 RBI over that span...hit everywhere in the lineup except cleanup, including a pair of starts from the leadoff spot (Aug. 12 at Tex, Aug. 26 vs. Oak)...hit .378 against National League teams...his four homers in spring training fell just one shy of the exhibition season lead.

**2006**—Appeared in 117 games in his first full Major League season...missed the final 37 games of the year because of an impingement in his right shoulder...didn't play after Aug. 21...had arthroscopic surgery to repair the impingement and to clean up fraying in the rotator cuff Sept. 5 (Dr. Timothy Kremchek)...because of the shoulder injury made 101 of his 109 starts as the club's designated hitter...made the other eight starts in right field...hit 11 home runs in April, which were second-most in the majors (Pujols, STL 14)...was the fastest American Leaguer to 11 homers since Kansas City's Jermaine Dye in 2000...became the 13th player and the sixth American Leaguer to hit at least 11 home runs in April...during a 12-game stretch from April 12-25, produced eight home runs and 16 RBI...that streak began with his first career grand slam April 12 off Baltimore's Senny Rleal...led the club in walks with 61...homered off John Koronka April 23 at Texas for his 30th career home run in his 440th career at bat...only four active players had reached 30 homers faster, including Adam Dunn, Manny Ramirez, Russell Branyan and Ryan Klesko...ranked second in the AL in home runs (14), third in RBI (35), fifth in slugging (.662) and was leading the Rays in hitting (.292) through games of May 16...in 77 appearances from that date through the end of the season, hit .175 with six home runs and 24 RBI.

**2005**—Finished third in the American League Rookie of the Year voting behind Oakland's Huston Street and New York's Robinson Cano...was named to the *Baseball America* and Topps Rookie All-Star teams...led AL rookies in home runs (21, tied with Oakland's Nick Swisher), slugging percentage (.534), on-base percentage (.372), triples (6) and hit by pitches (a club record 14) and ranked second in



hitting (.282)...made 14 starts in left field, 34 in right field and 49 as the designated hitter...threw out Jason Giambi at second base and Bernie Williams at home in the sixth inning Sept. 6 at New York (AL), tying the club record for most outfield assists in a game...became the first Rays batter to hit three home runs in a game July 30 vs. Kansas City...also established another club record with 12 total bases...was the 20th rookie to hit three home runs in a game, the first since Colorado's Jose Ortiz did it against Florida, Aug. 17, 2001...hit his first career walk-off homer in a 5-4 win July 9 against Detroit, a two-out, two-run shot off Troy Percival...the win snapped Tampa Bay's 10-game losing streak and was the fifth walk-off homer in the last 50 years to snap a losing streak of at least 10 games...was hit by a pitch three times Aug. 15 against New York, tying the Major League record...homered off Bartolo Colon Aug. 8 against Los Angeles (AL) to established a new Rays rookie homer record...hit his first Major League home run April 26 against Toronto (Ted Lilly).

**2004**—Spent most of the season at Triple-A Durham...made all five of his appearances for the Devil Rays from May 18-27...four of those five games were starts at designated hitter...returned to Durham May 28, when Tampa Bay promoted Fred McGriff...ranked sixth in the International League with 26 home runs...that also tied for second-best in the organization (Midre Cummings, 27) and was seventh in the team's minor league history at the time...missed time in April and May with a strained right groin.

**2003**—Made his Major League debut with eight appearances for the Rays in just his third professional season...spent most of the season at Double-A Orlando, where he ranked among the International League leaders in home runs (17, 4th) and extra-base hits (48, 5th)...appeared in five games for Triple-A Durham during the Bulls' playoff run...in the postseason, hit .389 with three doubles, one home run and five RBI to help Durham to the IL championship...was promoted to the Rays Sept. 12...made his debut that day at Yankee Stadium, started at designated hitter and went 2-for-3 with a double off David Wells...became just the third Rays player to collect two hits in his big league debut...following the season, went 1-for-4 with a home run in two games in the USA Olympics qualifying team trials...played for the Mesa Solar Sox of the Arizona Fall League and finished among the leaders in home runs, doubles, runs scored, on-base percentage, slugging percentage and extra base hits.

**2002**—Was Single-A Bakersfield's Player of the Year and a California League All-Star after becoming just the second Rays farmhand to hit 30 home runs in a season...was tied for the league lead in homers until Visalia's Jorge Soto homered in his last plate appearance of the season...his brother, Joey, was the New York-Penn League home run champion...the siblings just missed becoming only the second pair of brothers to win minor league home run crowns in the same season (Ike & Dan Boone, 1929)...ranked fifth among all minor leaguers in home runs...established the organization's single-season record for minor leaguers with 91 walks...led the California League in slugging, extra-base hits (63), runs scored (102) and total bases (256).

**2001**—Was the Appalachian League's Player of the Year and a *Baseball America* Rookie League All-Star in his professional debut...also was Princeton's Player of the Year...led the Appy League in home runs (16), on-base percentage (.442), slugging percentage (.597) and total bases (123) and finished second in RBI (44), extra-base hits (29) and runs scored (58).

## PERSONAL/MISCELLANEOUS

Jonathan Johnson Gomes was originally signed by Tampa Bay scout Hank King out of Santa Rosa Junior College...was all-league at Casa Grande High School in Petaluma, Calif...is married, Kristi...the couple has three children...suffered a heart attack on Christmas Eve 2002, the result of a pinched valve...was hospitalized five days following an angioplasty procedure to open the artery...has the tattoo "AW" on his right bicep in honor of Adam Westcott, a childhood friend who was killed in a car accident that also involved Gomes...wears "707" on his glove and shoes to honor his hometown of Petaluma (area code 707)...sponsors nine Little League teams in Petaluma, where on Feb. 11, 2006 he was honored with Jonny Gomes Day with ceremonies that included the retiring of his Casa Grande High baseball uniform jersey #1...went to high school with Pixie, the shop manager on TLC show LA Ink...on Sept. 18, 2006, went to A.J. Ferrell Middle Magnet School in Tampa with 13-year-old honor student Shamika Smith, winner of the five-county Take Jonny To School contest...helped raise \$25,000 for the American Cancer Society and Lupus Foundation of America at the Casa Grande Annual Camp for a Cure in November 2007...was the 2013 recipient of the Boston Baseball Writers' Jackie Jensen Award, presented annually to a major league player for spirit and determination.

## LIFETIME PLAYING RECORD

Year	Club	AVG.	G	AB	R	H	2B	3B	HR	RBI	SH	SF	HP	BB	SO	SB	CS	SLG	OBP	E
2001	Princeton	.291	62	206	58	60	11	2	16	44	1	4	26	33	73	15	4	.597	.442	7
2002	Bakersfield	.278	134	446	102	124	24	9	30	72	0	1	31	91	173	15	3	.574	.432	7
2003	Orlando	.249	120	442	68	110	28	3	17	56	0	4	16	53	148	23	2	.441	.348	4
	Durham	.316	5	19	2	6	2	1	0	1	0	0	2	2	5	0	0	.526	.435	0
	TAMPA BAY	.133	8	15	1	2	1	0	0	0	0	0	1	0	6	0	0	.200	.188	0
2004	Durham	.256	114	390	73	100	27	1	26	78	0	7	22	51	136	8	5	.531	.368	7
	TAMPA BAY	.071	5	14	0	1	0	0	0	1	0	0	0	1	6	0	0	.071	.133	0
2005	Durham	.321	45	162	34	52	13	0	14	46	0	2	8	30	44	7	1	.660	.446	4
	TAMPA BAY	.282	101	348	61	98	13	6	21	54	1	5	14	39	113	9	5	.534	.372	4
2006	TAMPA BAY	.216	117	385	53	83	21	1	20	59	0	9	6	61	116	1	5	.431	.325	0
2007	TAMPA BAY	.244	107	348	48	85	20	2	17	49	0	4	7	35	126	12	4	.460	.322	0
	Durham	.302	13	43	6	13	2	0	1	7	0	0	2	11	15	4	1	.419	.464	0
2008	TAMPA BAY	.182	77	154	23	28	5	1	8	21	0	1	7	15	46	8	1	.383	.282	1
	Durham	.252	26	107	19	27	11	0	2	14	0	1	3	12	32	0	1	.411	.341	1
2009	Louisville	.282	37	131	18	37	10	1	9	27	0	0	4	12	36	4	1	.580	.361	3
	CINCINNATI	.267	98	281	39	75	17	0	20	51	0	2	5	26	85	3	1	.541	.338	1
2010	CINCINNATI	.266	148	511	77	136	24	3	18	86	0	9	12	39	123	5	3	.431	.327	4
2011	CINCINNATI	.211	77	218	30	46	8	0	11	31	0	4	5	38	74	5	3	.399	.336	1
	WASHINGTON	.204	43	93	11	19	4	1	3	12	0	1	3	10	31	2	0	.366	.299	1
2012	OAKLAND	.262	99	279	46	73	10	0	18	47	1	1	8	44	104	3	1	.491	.377	2
2013	BOSTON	.247	116	312	49	77	17	0	13	52	0	5	6	43	89	1	0	.426	.344	1
<b>AL Totals</b>		<b>.241</b>	<b>630</b>	<b>1855</b>	<b>281</b>	<b>447</b>	<b>87</b>	<b>10</b>	<b>97</b>	<b>283</b>	<b>2</b>	<b>25</b>	<b>49</b>	<b>238</b>	<b>606</b>	<b>34</b>	<b>16</b>	<b>.456</b>	<b>.339</b>	<b>8</b>
<b>NL Totals</b>		<b>.250</b>	<b>366</b>	<b>1103</b>	<b>157</b>	<b>276</b>	<b>53</b>	<b>4</b>	<b>52</b>	<b>180</b>	<b>0</b>	<b>16</b>	<b>25</b>	<b>113</b>	<b>313</b>	<b>15</b>	<b>7</b>	<b>.447</b>	<b>.329</b>	<b>7</b>
<b>ML Totals</b>		<b>.244</b>	<b>996</b>	<b>2958</b>	<b>438</b>	<b>723</b>	<b>140</b>	<b>14</b>	<b>149</b>	<b>463</b>	<b>2</b>	<b>41</b>	<b>74</b>	<b>351</b>	<b>919</b>	<b>49</b>	<b>23</b>	<b>.452</b>	<b>.355</b>	<b>15</b>

## CAREER TRANSACTIONS

**2001** — Selected by the Tampa Bay Devil Rays organization in the 18th round of the First-Year Player Draft. **2006** — On disabled list, August 22 to October 2. **2008** — On suspended list, April 4 and June 7 to 11. Granted free agency (contract non-tender), December 13. **2009** — Signed by the Cincinnati Reds to a minor league contract, February 2. Granted free agency (contract non-tender), December 13. **2010** — Re-signed by the Cincinnati Reds, February 22. **2011** — Traded to the Washington Nationals for pitcher Chris Manno and first baseman Bill Rhinehart, July 26. Elected free agency, October 30. **2012** — Signed by the Oakland Athletics, January 26. Elected free agency, October 29; signed by the Boston Red Sox, December 1. **2014** — Traded to Oakland with pitcher Jon Lester and cash for outfielder Yoenis Céspedes and a 2015 Competitive Balance Pick, July 31.

## DIVISION SERIES RECORD

Year	Club/Opp.	AVG.	G	AB	R	H	2B	3B	HR	RBI	SH	SF	HP	BB	SO	SB	CS	SLG	OBP	E
2010	CIN vs. PHI	.000	2	6	0	0	0	0	0	0	0	0	0	0	3	0	0	.000	.000	0
2012	OAK vs. DET	.000	1	1	0	0	0	0	0	0	0	0	0	0	0	0	0	.000	.000	0
2013	BOS vs. TB	.222	4	9	3	2	1	0	0	2	0	0	0	2	1	0	0	.333	.364	0
<b>Totals</b>		<b>.125</b>	<b>7</b>	<b>16</b>	<b>3</b>	<b>2</b>	<b>1</b>	<b>0</b>	<b>0</b>	<b>2</b>	<b>0</b>	<b>0</b>	<b>0</b>	<b>2</b>	<b>4</b>	<b>0</b>	<b>0</b>	<b>.188</b>	<b>.222</b>	<b>0</b>

## LEAGUE CHAMPIONSHIP SERIES RECORD

Year	Club/Opp.	AVG.	G	AB	R	H	2B	3B	HR	RBI	SH	SF	HP	BB	SO	SB	CS	SLG	OBP	E
2013	BOS vs. DET	.188	5	16	3	3	1	0	0	0	0	0	0	0	7	0	0	.250	.188	0

## WORLD SERIES RECORD

Year	Club/Opp.	AVG.	G	AB	R	H	2B	3B	HR	RBI	SH	SF	HP	BB	SO	SB	CS	SLG	OBP	E
2013	BOS vs. STL	.118	6	17	2	2	0	0	1	3	0	0	1	3	4	0	0	.294	.286	1

## VS. THE AMERICAN LEAGUE

2013		CAREER								
AVG.	AB	H	HR	RBI	vs. TEAM	AVG.	AB	H	HR	RBI
.243	37	9	2	5	Baltimore	.213	197	42	12	27
—	0	0	0	0	Boston	.242	190	46	7	23
.188	16	3	0	1	Chicago	.233	86	20	5	14
.100	10	1	0	1	Cleveland	.160	156	25	4	15
.231	13	3	0	1	Detroit	.210	81	17	2	11
.313	16	5	2	7	Houston	.306	98	30	6	23
.222	9	2	0	0	Kansas City	.308	91	28	13	25
.300	10	3	0	1	Los Angeles	.211	128	27	6	13
.176	17	3	1	6	Minnesota	.167	72	12	4	16
.306	49	15	3	11	New York	.282	227	64	14	44
.286	7	2	0	0	Oakland	.296	71	21	3	13
.231	13	3	0	1	Seattle	.176	91	16	3	11
.150	40	6	1	6	Tampa Bay	.232	69	16	4	12
.625	8	5	0	0	Texas	.279	111	31	4	12
.222	36	8	1	4	Toronto	.251	219	55	10	30

## VS. THE NATIONAL LEAGUE

2013		CAREER								
AVG.	AB	H	HR	RBI	vs. TEAM	AVG.	AB	H	HR	RBI
.000	5	0	0	0	Arizona	.261	88	23	3	16
—	0	0	0	0	Atlanta	.241	54	13	1	1
—	0	0	0	0	Chicago	.245	106	26	6	27
—	0	0	0	0	Cincinnati	.143	14	2	0	2
—	0	0	0	0	Colorado	.329	70	23	8	17
—	0	0	0	0	Florida	.200	85	17	3	10
.143	7	1	1	3	Los Angeles	.221	77	17	3	10
—	0	0	0	0	Milwaukee	.257	109	28	5	17
—	0	0	0	0	New York	.194	36	7	1	2
.333	6	2	1	1	Philadelphia	.185	65	12	3	10
—	0	0	0	0	Pittsburgh	.283	113	32	4	13
.556	9	5	1	2	San Diego	.373	59	22	6	10
.250	4	1	0	2	San Francisco	.235	51	12	2	14
—	0	0	0	0	St. Louis	.224	98	22	2	13
—	0	0	0	0	Washington	.370	46	17	5	12

## MONTHLY BREAKDOWN

2014		CAREER								
AVG.	AB	H	HR	RBI	by MONTH	AVG.	AB	H	HR	RBI
—	0	0	0	0	March	.143	7	1	1	2
.195	41	8	1	2	April	.235	395	93	27	75
.167	60	10	2	9	May	.235	455	107	15	67
.304	46	14	2	9	June	.274	489	134	29	87
.275	51	14	3	6	July	.228	548	125	31	71
.219	64	14	3	17	August	.234	556	130	28	90
.340	50	17	2	9	September	.260	480	125	17	68
—	0	0	0	0	October	.286	28	8	1	3

## BATTING BREAKDOWN

2014		CAREER								
AVG.	AB	H	HR	RBI	by CATEGORY	AVG.	AB	H	HR	RBI
.242	149	36	5	28	Home	.239	1464	350	72	227
.252	163	41	8	24	Road	.250	1494	373	77	236
.259	85	22	3	16	Day	.243	962	234	48	151
.242	227	55	10	36	Night	.245	1996	489	101	312
.236	174	41	6	22	Pre-ASG	.248	1545	383	81	257
.261	138	36	7	30	Post-ASG	.241	1413	340	68	206
.236	161	38	8	27	vs. LHP	.277	1095	303	58	181
.258	151	39	5	25	vs. RHP	.225	1863	420	91	282
.346	81	28	4	39	RISP	.268	742	199	35	313
.500	8	4	1	11	Bases Loaded	.231	65	15	4	65
.286	21	6	4	7	Pinch Hitter	.164	134	22	7	24
.217	23	5	0	0	Designated Hitter	.224	1060	237	48	144

## BALLPARK BREAKDOWN

	AVG.	AB	H	HR	RBI
Angel Stadium	.209	67	14	4	6
AT&T Park	.250	32	8	1	8
Ballpark at Disney	.333	6	2	0	0
Busch Stadium	.180	50	9	0	9
Camden Yards	.234	111	26	9	15
Chase Field	.273	33	9	2	9
Citi Field	.150	20	3	0	1
Citizens Bank Park	.200	40	8	3	8
Comerica Park	.179	39	7	1	7
Coors Field	.375	48	18	6	13
Dodger Stadium	.174	23	4	2	4
Fenway Park	.249	233	58	8	35
Globe Life Park	.262	65	17	2	9
Great American	.252	500	126	29	91
Kauffman Stadium	.375	40	15	5	8
Metrodome	.118	34	4	1	3
Miller Park	.240	50	12	0	3
Minute Maid Park	.326	43	14	3	11
Nationals Park	.254	71	18	1	8
O.co Coliseum	.260	196	51	7	24
Original Yankee Stadium	.263	95	25	6	16
PETCO Park	.348	23	8	1	2
PNC Park	.315	54	17	1	6
Progressive Field	.141	78	11	4	11
RFK Stadium	.500	2	1	0	1
Rogers Centre	.261	111	29	5	17
Safeco Field	.200	60	12	2	9
Sun Life Stadium	.273	22	6	1	6
Target Field	.292	24	7	2	8
Tokyo Dome	.250	4	1	1	1
Tropicana Field	.228	649	148	33	92
Turner Field	.450	20	9	1	1
U.S. Cellular Field	.231	26	6	2	4
Wrigley Field	.196	56	11	4	11
Yankee Stadium	.273	33	9	2	6

## FIELDING STATISTICS

Outfield									
YEAR	PCT.	G	PO	A	E	TC	DP		
2005	.963	50	98	7	4	109	1		
2006	1.000	8	19	0	0	19	0		
2007	1.000	57	95	5	0	100	2		
2008	.974	30	38	0	1	39	0		
2009	.991	70	103	5	1	109	1		
2010	.981	129	197	6	4	207	1		
2011	.985	84	126	1	2	130	0		
2012	.971	42	65	1	2	68	0		
2013	.992	101	119	5	1	125	2		
<b>Totals</b>	<b>.983</b>	<b>571</b>	<b>861</b>	<b>30</b>	<b>15</b>	<b>906</b>	<b>7</b>		

## GOMES' CAREER BESTS

**Hits:** 4 (six times), last: June 6, 2013 vs. Texas

**Home Runs:** 3 (twice), August 13, 2009 vs. Washington; July 30, 2005 vs. Kansas City. 2 (seven times), April 16, 2011 vs. Pittsburgh; June 12, 2010 vs. Kansas City; July 27, 2009 vs. San Diego; July 28, 2007 vs. Boston; June 17, 2007 at Colorado; June 11, 2006 at Kansas City; April 20, 2006 at Boston

**Runs Batted In:** 6, June 12, 2010 vs. Kansas City; 5 (three times), last: May 8, 2013 vs. Minnesota

**Stolen Bases:** 2 (twice), last: August 15, 2005 vs. New York

**Hitting Streak:** 11, September 14 to 26, 2010

**Hitless Streak (At Bats):** 21, July 9 to 19, 2006

**Game Ending RBI:** 7, July 3, 2013 vs. San Diego (home run); June 18, 2013 vs. Tampa Bay (G#2) (home run); April 11, 2012 vs. Kansas City (hit by pitch); August 21, 2011 vs. Philadelphia (hit by pitch); April 8, 2010 vs. St. Louis (home run); August 16, 2005 vs. New York-AL (walk); July 9, 2005 vs. Detroit (home run)

**Grand Slams:** 4, May 8, 2013 vs. Minnesota (Pedro Hernandez); July 13, 2012 at Minnesota (Francisco Liriano); August 7, 2007 at Detroit (Jason Grilli); April 12, 2006 vs. Baltimore (Sandy Rleal)

**Pinch-Hit Home Runs:** 7, August 6, 2013 at Houston (Jose Cisnero); July 3, 2013 vs. San Diego (Luke Gregerson); May 30, 2013 at Philadelphia (Jeremy Horst); April 30, 2013 at Toronto (Aaron Lugo); June 16, 2012 vs. San Diego (Luke Gregerson); June 28, 2008 at Pittsburgh (Damaso Marte); April 30, 2005 at Baltimore (B.J. Ryan)

**Inside-The-Park Home Runs:** None

**Lead Off Home Runs:** None.



## RIGHT-HANDED PITCHER

**Height/Weight:** 5-11 / 180      **Bats/Throws:** Right / Right

**Birthdate:** November 7, 1989      **Opening Day Age:** 24

**Birthplace/Resides:** Nashville, Tennessee / Smyrna, Tennessee

**Major League Service:** 61 days

**Obtained:** Selected in the 1st round (18th selection overall) of the 2011 First-Year Player Draft.

**Contract Status:** First year of a one-year contract through 2014.

## CAREER HIGHLIGHTS

The A's first round pick in the 2011 First-Year Player Draft made his Major League debut in 2013, going 5-3 with a 2.67 ERA in 12 games, 10 starts...that earned him two American League Division Series starts against Detroit (0-1, 2.08 ERA)...is 17-17 with a 3.66 ERA (119 er in 292.1 ip) in 53 games, all starts, in three seasons in the minors...has allowed just 13 home runs in 292.1 innings, an average of 0.40 per nine innings...was rated as the A's third-best prospect by *Baseball America* following the 2011 season and was ranked fifth after 2012...named the A's Minor League Pitcher of the Year in 2013.

## 2013 HIGHLIGHTS

Spent most of the season at Triple-A Sacramento where he was 10-7 with a 3.42 ERA in 20 starts...also had two stints with the A's...after making two relief appearances in his Major League debut in July, he returned to Oakland Aug. 10 and finished the season in the starting rotation...was 5-3 with a 2.67 ERA in 12 games, 10 starts, with the A's...also went 0-1 with a 2.08 ERA in two ALDS starts against Detroit...based upon a minimum of 60 innings pitched, he had the lowest opponents on-base percentage among American League rookies (.272), ranked second in opponents batting average (.214) and slugging percentage (.298) and third in ERA...struck out 67 batters in 64.0 innings and his average of 9.42 strikeouts per nine innings was second best (Allen, CLE 11.26)...allowed just four home runs, an average of 0.56 per nine innings...walked 20 for a strikeout to walk ratio of 3.35...yielded 20 of his 22 runs over the first three innings of a game...had a 5.10 ERA, .290 opponents batting average and four home runs allowed in innings one through three compared to a 0.53 ERA, .132 opponents average and no home runs from the fourth inning on...did not allow a run after the fifth inning (14.2 ip)...was 3-1 with a 1.99 ERA in six starts in Oakland compared to 2-2 with a 3.86 ERA in six games, four starts, on the road...his opponents batting average included a .198 (20-for-101) mark against right-handed hitters compared to .226 (31-for-137) against left-handers...issued 15 of his 20 walks to lefties...allowed a .194 opponents batting average to hitters leading off an inning...surrendered one double (.210 slugging percentage) and issued just four walks (.242 on-base percentage)...compiled a 5-3 record and a 2.85 ERA in his nine starts...did not allow a run in his two relief appearances (4.0 ip)...did not inherit a runner and retired both of his first batters faced in relief...was 2-1 with a 1.72 ERA in seven games at night compared to 3-2 with a 3.95 ERA in five starts during the day...had a 2-1 record and a 1.25 ERA in six games against AL West teams compared to 3-2 with a 4.50 ERA in six games against everyone else...was 3-1 with a 1.57 ERA in five starts on five days rest or more, 2-2 with a 4.02 ERA in five starts on four days rest...averaged 7.50 runs of support in his 10 starts...the A's were 6-4 (.600) in his starting assignments...tossed at least six innings in six of his 10 starts, allowed two runs or fewer six times and walked two batters or fewer seven times.

**OAKLAND:** Was selected from Sacramento July 10 and made his Major League debut that day at Pittsburgh...entered the game in the fifth inning and tossed 2.0 scoreless innings...struck out the first batter he faced, Clint Barmes...also tossed 2.0 shutout innings July 19 at Los Angeles (AL)...had allowed two hits and a walk in 4.0 scoreless innings while striking out six in two relief appearances when he was optioned to Sacramento July 19...returned to Oakland Aug. 10 and spent the remainder of the season in the starting rotation...made his first ML start Aug. 10 at Toronto and allowed four runs, two earned, in 6.0 innings for the loss in a 5-4 decision...walked a career-high three batters (also Sept. 11 at Minnesota and Sept. 29 at Seattle)...then picked up his first big league win in his second start when he combined with Dan Otero on a five-hit shutout in a 5-0 win over Houston Aug. 15...tossed 8.0 innings and allowed four hits while striking out a career-high nine on a career-high 118 pitches...

is the fourth pitcher in Oakland history to toss at least 8.0 shutout innings in one of the first four games of his career...the other three all had complete game shutouts, most recently John Henry Johnson in his third game on April 23, 1978 against Seattle...allowed just two hits in 7.0 innings in a no decision against Seattle Aug. 20...it was his third consecutive start with four hits or fewer... joins A.J. Griffin (June 24-July 4, 2012) as the only Athletics pitchers since 1916 to toss six or more innings and allow four hits or fewer in each of their first three career starts...allowed a career-high six runs on a career-high eight hits in 3.1 innings in a 10-3 loss at Baltimore Aug. 25...then went 4-1 with a 2.27 ERA and .230 opponents batting average over his final six starts...matched his career-high by tossing 8.0 innings Sept. 5 against Houston but allowed three runs and took the loss in a 3-2 decision...won each of his final three decisions beginning Sept. 11, the first time he put together consecutive wins in his career... finished September with a 3-1 record and a 2.79 ERA in five starts...started Game 2 of the ALDS against Detroit and combined with Grant Balfour on a four-hit shutout in the A's 1-0 win (8.0 ip, 4 h, 2 bb, 9 so)...according to the Elias Sports Bureau, he became the third rookie to strikeout at least nine without allowing a run in a postseason game (Dave Righetti, Game 2 of 1981 ALDS; Mike Boddicker, Game 2 of 1983 ALCS)...is the fourth pitcher with 10 or fewer career regular seasons starts that has not allowed a run in a postseason start (Duster Mails, Game 6 of 1920 World Series; Brandon Backe, Game 5 of 2004 NLCS; Matt Moore, Game 1 of 2011 ALDS)...also started Game 5 and allowed three runs on six hits and four walks in 5.0 innings for the loss in a 3-0 decision...had surgery for a fractured left thumb following the season...the surgery, an internal fixation with a screw to repair the thumb fracture, was performed by Dr. Thomas Graham at the Cleveland Clinic Hospital Oct. 18

**SACRAMENTO:** Won a career-high 10 games with the River Cats...also finished with a career-high 118 strikeouts...the wins tied for fifth in the Pacific Coast League and the strikeouts tied for seventh... was also fourth in ERA (3.42) and tied for fifth in complete games (1)...led the league in strikeouts per nine innings (8.97)...ranked fourth in the A's farm system in ERA, tied for fifth in wins and sixth in strikeouts...was named the A's organization Minor League Pitcher of the year and was also a *Baseball America's* Triple-A All-Star...surrendered just five home runs in 118.1 innings, an average of 0.38 per nine innings...four of the home runs came on the road and three were solo shots...allowed a .259 opponents batting average, including .244 (53-for-217) against left-handed hitters compared to .274 (64-for-234) against right-handers...issued 26 of his 39 walks to lefties...yielded a .223 batting average and .281 on-base percentage to batters leading off an inning...had a 4.74 ERA over the first three innings of a game, 1.54 from innings four through six and 6.23 from the seventh inning on...the River Cats were 12-8 (.600) in his starting assignments...tossed six or more innings in 15 of his 20 starts, allowed two runs or fewer 11 times and walked two batters or fewer 15 times...fired 6.0 shutout innings and allowed just two hits in his first start April 7 against Las Vegas but had a no decision in the River Cats 8-4 win... won back-to-back games April 25 against Salt Lake and May 1 at Fresno, one of two times he put together consecutive wins all year (July 4-24)...tossed a complete game four-hitter in the latter outing against the Grizzlies, a 4-1 win...walked two and struck out six...then faced just two batters in his next start May 6 against Las Vegas...walked each batter, both scored and he was charged with the loss... tossed a minor league season-high 109 pitches May 16 against Oklahoma City...struck out a season-high 11 batters and did not issue a walk in 7.0 innings in a no decision against New Orleans May 21... allowed his first home run of the season in that game, snapping a season-opening eight-start, 47.2-inning homerless streak...logged a 2.38 ERA in seven starts in May but was just 3-3...struck out 46 batters in 41.2 innings...walked a season-high tying five batters June 6 at Tucson (also May 11 at Nashville) but picked up the win...that gave him a 6-4 record, a 2.69 ERA and a .245 opponents batting average over his first 12 starts...then went 4-3 with a 4.50 ERA and .280 opponents average over his final eight starts...was named to the Triple-A All-Star Game but did not pitch as he was promoted to Oakland July 10...was 8-6 with a 2.99 ERA and .249 opponents batting average in 17 starts at the time...was optioned back to Sacramento July 19 and went 2-1 with a 6.19 ERA and .318 opponents batting average over his final three starts...allowed a season-high seven runs on a season-high tying nine hits in just 4.2 innings in a loss in the second game of a doubleheader at Las Vegas July 29...was rated as having the best breaking ball and best control in the Pacific Coast League by *Baseball America*.

## CAREER

**2012**—Spent the entire season at Double-A Midland, with the exception of one start with Triple-A Sacramento in September...was 6-9 with a 4.14 ERA in 26 games, all starts, with the RockHounds... tied for the Texas League lead in shutouts (1), tied for second in complete games (1), ranked third in innings pitched (148.0) and tied for fourth in games started...also ranked second in wild pitches (16),

...tied for fourth in walks (57), seventh in hits allowed (148), tied for seventh in earned runs (68), tied for ninth in losses and 10th in runs (73)...led Midland in starts and innings pitched...had a no decision in his one regular season start with Sacramento, allowing four runs in 4.0 innings (9.00 ERA)...combined for a 4.26 ERA in 27 starts overall...tied for second in the A's farm system in complete games (1) and ranked third in innings pitched (152.0 ip)...surrendered just eight home runs in 152.0 innings (0.47 per nine innings)...allowed a .271 opponents batting average, including .250 against right-handed hitters compared to .306 against left-handers...had 31 walks and 34 strikeouts against lefties compared to 27 walks and 65 strikeouts against righties...his opponents average dropped slightly to .263 with runners in scoring position...was 2-6 with a 4.72 ERA in 14 starts before the TL All-Star Break...then went 4-3 with a 3.82 ERA in 13 starts after the break...compiled a 3.83 ERA over the first four innings of a game, 5.24 after that...allowed just two home runs in 69.0 innings at home with Midland...led TL pitchers in total chances (51) and errors (6)...had a .882 fielding percentage...was named the A's fifth best prospect by *Baseball America* following the season...was also tabbed as having the best curveball in the A's farm system by the magazine...picked up his first win of the season in his third start April 19 at San Antonio (7.0 ip, 4 h, 1 r, 1 er, 1 bb, 5 so)...then went 0-4 with a 5.63 ERA over his next eight starts from April 24 to June 8...did not allow a home run over an eight-start stretch from April 29 to June 13 (37.1 innings)...tossed 3.0 scoreless and hitless innings May 19 against Corpus Christi...was placed on the disabled list the next day with a contusion on his right finger...was reinstated May 27 and lost each of his first three starts following his return...snapped his losing streak by tossing 5.0 scoreless innings June 13 at Frisco (4 h, 4 bb, 5 so)...then went 0-2 with a 6.26 ERA over his next four starts from June 18 to July 7...had a season-best three-game winning streak from July 13 to 28, compiling a 1.80 ERA over that four-start stretch...began the streak with consecutive scoreless starts July 13 at San Antonio (5.1 ip) and July 18 against Corpus Christi (7.0 ip)...the latter was a seven-inning complete game shutout in which he allowed eight hits and walked one while striking out two...struck out a season-high nine batters in 6.0 innings Aug. 24 at Corpus Christi...tossed a season-high 106 pitches in that contest...fired a season-high 8.0 innings in his final Double-A start Aug. 29 against San Antonio...was transferred to Sacramento Sept. 1 and made his lone regular season start for the River Cats Sept. 3 at Salt Lake City, a no decision in a 16-9 loss (4.0 ip, 10 h, 4 r, 4 er, 1 bb, 2 so)...also made one postseason start for Sacramento, a no decision (6.0 ip, 8 h, 3 r, 3 er, 1 bb, 5 so, 4.50 ERA).

**2011**—The A's first round selection in the First-Year Player Draft signed July 25 and combined for a 1-1 record and 0.82 ERA in six starts with the A's affiliate in the Arizona Rookie League and Double-A Midland...did not surrender a home run in 22.0 innings...allowed a .241 opponents batting average, including .206 against right-handed hitters compared to .267 against left-handers...issued just one of his six walks to righties...opponents were 2-for-17 (.118) with runners in scoring position...made his professional debut Aug. 7 at the Rangers Arizona Rookie League affiliate, absorbing the loss in a 6-3 decision...allowed a run on four hits in 2.0 innings and struck out two...was transferred to Midland Aug. 11 and went 1-0 with a 0.45 ERA in five starts...did not allow a run in his first four outings, giving him a 19.1-inning scoreless streak from Aug. 7 to Sept. 5...made his Double-A debut with 2.2 scoreless innings Aug. 12 against Tulsa...recorded his first pro win Aug. 31 at San Antonio (5.0 ip, 1 h, 1 bb, 3 so)...allowed his only run in his final start Sept. 5 at Frisco...was rated as the A's third-best prospect by *Baseball America* following the season.

## PERSONAL/MISCELLANEOUS

Sonny Douglas Gray was originally signed by A's scout Matt Ranson...graduated from Smyrna (TN) High School in 2008...originally drafted by the Chicago Cubs in the 27th round that year...did not sign and attended Vanderbilt University...left the Commodores ranking second on the school's all-time win list (27) and fourth in strikeouts (317)...went 12-4 with a 2.43 ERA in 2011 to lead Vanderbilt to its first-ever College World Series appearance...was named second-team All-SEC in 2010 and 2011...was a Louisville Slugger Freshman All-American in 2009...pitched for the USA National Team in 2009 and 2010...was named *Baseball America* Summer Player of the Year in 2010.



## LIFETIME PITCHING RECORD

Year	Club	W	L	ERA	G	GS	CG	SHO	SV	IP	H	R	ER	HR	HB	BB	IBB	SO	WP	BK
2011	AZL A's	0	1	4.50	1	1	0	0	0	2.0	4	1	1	0	0	0	0	2	0	0
	Midland	1	0	0.45	5	5	0	0	0	20.0	15	1	1	0	0	6	0	18	2	0
2012	Midland	6	9	4.14	26	26	1	1	0	148.0	148	73	68	8	4	57	0	97	16	1
	Sacramento	0	0	9.00	1	1	0	0	0	4.0	10	4	4	0	1	1	0	2	1	0
2013	Sacramento	10	7	3.42	20	20	1	0	0	118.1	117	51	45	5	0	39	0	118	10	0
	OAKLAND	5	3	2.67	12	10	0	0	0	64.0	51	22	19	4	0	20	0	67	2	1
<b>ML Totals</b>		<b>5</b>	<b>3</b>	<b>2.67</b>	<b>12</b>	<b>10</b>	<b>0</b>	<b>0</b>	<b>0</b>	<b>64.0</b>	<b>51</b>	<b>22</b>	<b>19</b>	<b>4</b>	<b>0</b>	<b>20</b>	<b>0</b>	<b>67</b>	<b>2</b>	<b>1</b>

## CAREER TRANSACTIONS

**2008** — Selected by the Chicago Cubs organization in the 27th round of the First-Year Player Draft; did not sign.  
**2011** — Selected by the Oakland Athletics organization in the 1st round (18th selection overall) of the First-Year Player Draft.

## DIVISION SERIES RECORD

Year	Club/Opp.	W	L	ERA	G	GS	CG	SHO	SV	IP	H	R	ER	HR	HB	BB	IBB	SO	WP	BK
2013	OAK vs. DET	0	1	2.08	2	2	0	0	0	13.0	10	3	3	1	0	6	1	12	0	0

## VS. THE AMERICAN LEAGUE

2013		CAREER												
ERA	W	L	S	G	IP	ER	vs. TEAM	ERA	W	L	S	G	IP	ER
16.20	0	1	0	1	3.1	6	Baltimore	16.20	0	1	0	1	3.1	6
1.13	1	1	0	2	16.0	2	Houston	1.13	1	1	0	2	16.0	2
1.13	0	0	0	2	8.0	1	Los Angeles (AL)	1.13	0	0	0	2	8.0	1
5.40	2	0	0	2	10.0	6	Minnesota	5.40	2	0	0	2	10.0	6
1.50	1	0	0	2	12.0	2	Seattle	1.50	1	0	0	2	12.0	2
0.00	1	0	0	1	6.2	0	Tampa Bay	0.00	1	0	0	1	6.2	0
3.00	0	1	0	1	6.0	2	Toronto	3.00	0	1	0	1	6.0	2

## BALLPARK BREAKDOWN

	ERA	W	L	S	G	IP	ER
Angel Stadium of Anaheim	0.00	0	0	0	1	2.0	0
Camden Yards	16.20	0	1	0	1	3.1	6
O.co Coliseum	1.99	3	1	0	6	40.2	9
PNC Park	0.00	0	0	0	1	2.0	0
Rogers Centre	3.00	0	1	0	1	6.0	2
Safeco Field	0.00	1	0	0	1	5.0	0
Target Field	3.60	1	0	0	1	5.0	2

## VS. THE NATIONAL LEAGUE

2013		CAREER												
ERA	W	L	S	G	IP	ER	vs. TEAM	ERA	W	L	S	G	IP	ER
0.00	0	0	0	1	2.0	0	Pittsburgh	0.00	0	0	0	1	2.0	0

## FIELDING STATISTICS

Pitcher							
Year	Pct.	G	PO	A	E	TC	DP
2013	.950	12	9	10	1	20	0
<b>Totals</b>	<b>.950</b>	<b>12</b>	<b>9</b>	<b>10</b>	<b>1</b>	<b>20</b>	<b>0</b>

## MONTHLY BREAKDOWN

2013		CAREER												
ERA	W	L	S	G	IP	ER	by MONTH	ERA	W	L	S	G	IP	ER
0.00	0	0	0	2	4.0	0	July	0.00	0	0	0	2	4.0	0
2.90	2	2	0	5	31.0	10	August	2.90	2	2	0	5	31.0	10
2.79	3	1	0	5	29.0	9	September	2.79	3	1	0	5	29.0	9

## PITCHING BREAKDOWN

2013		CAREER												
ERA	W	L	S	G	IP	ER	by CATEGORY	ERA	W	L	S	G	IP	ER
1.99	3	1	0	6	40.2	9	Home	1.99	3	1	0	6	40.2	9
3.86	2	2	0	6	23.1	10	Road	3.86	2	2	0	6	23.1	10
3.95	3	2	0	5	27.1	12	Day	3.95	3	2	0	5	27.1	12
1.72	2	1	0	7	36.2	7	Night	1.72	2	1	0	7	36.2	7
0.00	0	0	0	1	2.0	0	Pre-ASG	0.00	0	0	0	1	2.0	0
2.76	5	3	0	11	62.0	19	Post-ASG	2.76	5	3	0	11	62.0	19
2.85	5	3	0	10	60.0	19	Starter	2.85	5	3	0	10	60.0	19
0.00	0	0	0	2	4.0	0	Reliever	0.00	0	0	0	2	4.0	0

## GRAY'S CAREER BESTS

**Low Hit Complete Game:** None  
**Innings Pitched:** 8.0 (twice), last: September 5, 2013 vs. Houston. Also pitched 8.0 innings in Game 2 of the 2013 ALDS vs. Detroit. As reliever: 2.0 (twice), last: July 19, 2013 at Los Angeles (AL)  
**Strikeouts:** 9, August 15, 2013 vs. Houston. Also struck out 9 in Game 2 of the 2013 ALDS vs. Detroit. As reliever: 3 (twice), last: July 19, 2013 at Los Angeles (AL)  
**Pitches:** 118, August 15, 2013 vs. Houston  
**Longest Winning Streak:** 3, September 11, 2013 to present  
**Longest Losing Streak:** 1 (three times), last: September 5, 2013  
**Longest Scoreless Streak:** 13.0, August 10 to 20, 2013

## GRAY'S 2013 STARTS

Date	Opponent	Score	Dec	ERA*	IP	H	R	ER	BB	SO	HR	#PIT
Aug. 10	at Toronto	4-5	L	1.80	6.0	4	4	2	3	5	1	94
Aug. 15	Houston	5-0	W	1.00	8.0	4	0	0	1	9	0	118
Aug. 20	Seattle	4-7	--	1.44	7.0	2	2	2	2	7	1	94
Aug. 25	at Baltimore	3-10	L	3.18	3.1	8	6	6	2	3	0	67
Aug. 31	Tampa Bay	2-1	W	2.57	6.2	5	0	0	1	7	0	102
Sept. 5	Houston	2-3	L	2.51	8.0	7	3	2	1	7	0	95
Sept. 11	at Minnesota	18-3	W	2.63	5.0	4	2	2	3	7	0	91
Sept. 17	Los Angeles (AL)	2-1	--	2.50	6.0	5	1	1	1	5	1	98
Sept. 22	Minnesota	11-7	W	2.90	5.0	7	4	4	2	3	1	94
Sept. 29	at Seattle	9-0	W	2.67	5.0	3	0	0	3	8	0	79

\*indicates overall ERA

**RIGHT-HANDED PITCHER****Height/Weight:** 6-3 / 201**Bats/Throws:** Left / Right**Birthdate:** May 14, 1984**Opening Day Age:** 29**Birthplace/Resides:** Park Ridge, Illinois / Chicago, Illinois**Major League Service:** 5 years**Obtained:** Acquired from the San Diego Padres for outfielder Seth Smith, December 3, 2013.**Contract Status:** First year of a one-year contract through 2014.**CAREER HIGHLIGHTS**

Was acquired by the A's from San Diego following the 2013 after compiling a 2.88 ERA in 363 relief appearances in five seasons with the Padres...has appeared in at least 70 games in four of his five seasons and 61 or more in all five...his 363 games pitched over the last five years are the most in the majors over that span...based on a minimum of 275 innings pitched, he ranks second among Major League relievers in opponents slugging percentage over that span (.318), sixth in opponents on-base percentage (.280), seventh in ERA (2.88) and eighth in opponents batting average (.213)...his games pitched are third most in Padres history behind Trevor Hoffman (902) and Craig Lefferts (375)... has allowed 29-of-138 (21.0%) to score in his career...since 2009, that ranks ninth in the majors among relievers with 100 or more inherited runners...pitched for the United States in the World Baseball Classic in 2013.

**MLB MOST GAMES PITCHED SINCE 2009**

363	Luke Gregerson
354	Brad Ziegler
344	Randy Choate
344	Carlos Marmol
343	Craig Breslow

**2013 HIGHLIGHTS**

Went 6-8 with four saves and a 2.71 ERA in a team-leading 73 games in his fifth and final season with San Diego...topped 70 games for the fourth time in the last five years and has appeared in at least 61 games in each of his five seasons...had career highs in wins, losses and hit batters (4)...tied for first among National League relievers in losses (8), tied for third in triples (3) and tied for sixth in wins (6) and hit batters (4)... allowed a .203 opponents batting average, including .192 (24-for-125) against right-handed hitters compared to .216 (25-for-116) against left-handers...has a .191 (137-for-718) average against right-handers in his career...surrendered all three of his home runs in 2013 to righties...issued 12 of his 18 walks to lefties...was 4-2 with a 0.91 ERA and .140 opponents batting average over his first 29 games through June 8, 1-5 with a 7.71 ERA and .329 opponents average over a 25-game stretch from June 9 to August 15, and 1-1 with a 0.50 ERA and .136 opponents average over his final 19 contests...first batters faced were 13-for-70 (.186) with just three walks and his .219 on-base percentage against first batters ranked seventh in the NL...tied for ninth in first batter strikeouts (20)...allowed 5-of-19 (26.3%) inherited runners to score...was charged with five blown saves, which tied for seventh in the NL...did not induce a grounded into double play and his 66.1 innings pitched were the most in the majors among pitchers with no GIDP...they were also the most in San Diego history...opponents hit .161 with the bases empty and .265 with runners on base, including .290 with runners in scoring position...did not allow a run in three appearances against Cincinnati (2.2 ip) and has not allowed a run in 15 career outings against the Reds (18.0 ip)...compiled a 4.12 ERA in 44 outings on zero or one days rest...had a 0.67 ERA in 29 outings on two days rest or more...posted a 2.03 ERA and .179 opponents batting average in 51 games at night compared to a 4.58 ERA and .265 opponents average in 22 day games...logged a 0.71 ERA in 14 games against NL Central competition...opponents were 10-for-10 in stolen base attempts and they are 28-for-30 (93.3%) off him in his career...tossed at least one inning in 54 of his 73 appearances...had just two outings longer than 1.1 innings.

**SAN DIEGO:** Struck out a season-high three batters April 4 at New York (NL)...tossed 15.1 consecutive scoreless innings over a 16-game stretch from April 24 to May 31...held the opposition to .061 batting average over that span...tossed a season-high 2.0 scoreless innings May 31 against Toronto...did not allow a run in 12 games (11.1 innings) in May and opponents hit .081...his season ERA stood at 0.76 at the end of May but he posted a 6.55 ERA in 14 appearances in June...however, logged three of his four

saves over a seven-game stretch from June 1 to 11...matched his season high with 2.0 scoreless innings and three strikeouts June 6 at Colorado...allowed a season-high three runs on a career-high tying four hits in 0.2 innings June 9 at Colorado...matched his high in hits June 19 at San Francisco...allowed a pinch hit walk-off home run to Jonny Gomes in the bottom of the ninth inning July 3 at Boston...that was his third and final home run of the season...finished the season with a 34-game, 30.2-inning, 124-batters faced homerless streak...walked two batters Aug. 15 against New York (NL), his only outing with more than one walk...allowed two runs in that game but would not allow an earned run in 18 of his final 19 appearances...compiled a 0.69 ERA in 14 appearances in September.

## CAREER

**2012**—Posted a career-best 2.39 ERA and a career-high nine saves over 77 outings for the Padres...the games pitched tied for sixth-most among National League relievers...in 43 relief appearances at home, went 1-0 with a 1.49 ERA, .179 opponents batting average and five saves in six opportunities...after the All-Star Break, posted a 1.10 ERA and a .189 opponents batting average with nine saves in 10 opportunities over 35 outings...in the first half, was 2-0 with a 3.46 ERA over 42 outings...posted a career-best 23.0 scoreless inning streak from July 4 to Aug. 27, which was the longest streak by a Padre in 2012 and the longest since Kevin Correia posted a 23.1 scoreless inning streak in 2009...worked scoreless ball in 65 of his 77 outings total on the season...converted eight of nine save opportunities over a 10-game stretch from Aug. 26 to Sept. 15, with his only blown save and the Padres only loss in that span Sept. 3 at Los Angeles (NL)...converted his ninth save of the season in the Padres last game of the year, Oct. 3 at Milwaukee...allowed seven home runs total on the year, with five of those coming in a 19-game stretch from May 14 to June 25...posted a 5.19 ERA over that stretch...following that span, went on to post a 1.17 ERA and a .190 opponents average from June 26 through the end of the season...recorded 72 strikeouts in his 71.2 innings, the second-most strikeouts among Padre relievers in 2012...honored with the Darrel Akerfelds Bullpen Award following the season, given annually to the most outstanding member of the Padres bullpen as voted on by his peers.

**2011**—Made 61 relief appearances for the Padres, including 11 games finished...worked scoreless ball in 48 of his 61 outings...missed 25 games while on the disabled list from June 9 to July 5 with a strained oblique...posted a 4.01 ERA in his 30 home games and a 1.74 ERA in 31 games on the road...held right-handed hitters to a .225 average while allowing a .329 average to lefties...tallied 16 holds and allowed seven of 29 inherited runners to score (24 percent).

**2010**—Made a career-high and team-leading 80 appearances for the Padres, which tied for the fourth most outings among National League pitchers...also tied with Cla Meredith (2007) for the third most outings for a Padre pitcher in franchise history...set what was then a Major League record with 40 holds...broke the previous record of 36, held by Scott Linebrink (2006) and Tom Gordon (2004), Sept. 22 at Los Angeles (NL)...retired 26 consecutive batters from April 14 to 27, setting a new Padres record (previous: 24 by Craig Lefferts in 1984)...did not allow a walk to 110-straight batters faced from April 14 to June 18, the longest streak for a reliever in Padre history...after allowing three runs in 0.1 innings in his first outing of the season, went 1-1 with a 0.55 ERA, a .084 opponents batting average and 40 strikeouts against just one walk (intentional) over his next 29 outings from April 10 to June 12...posted a season-high 16.1-inning scoreless streak from April 15 to May 11, the second longest of his career...averaged 14.1 pitches per inning, the third lowest average among all Major League relievers...his .170 opponents batting average on the season was fourth lowest among all NL relievers...held right-handed hitters to a .162 mark while lefties hit at a .180 clip...had a 2.14 ERA and a .146 opponents batting average in 39 outings at home...allowed the first home run of his career at Petco Park May 14 against the Dodgers Matt Kemp, snapping a streak of 45 career outings (51.1 ip) without allowing a home run at home.

**2009**—Acquired from the Cardinals March 23 to complete the deal that sent Khalil Greene to St. Louis...made his Major League debut and appeared in a team-high 72 games...recorded two significant scoreless innings streaks, working 12.1 shutout frames May 13 to 30 and 18.0-straight scoreless innings from Aug. 16-Sept. 20...the 18.0-inning streak was the longest by a Padres reliever in 2009...allowed just three runs at home, posting a 0.65 ERA in 37 outings...opponents limited to a .136 average at Petco Park...placed on the disabled list June 16 retroactive to June 8 with a strained right shoulder and was reinstated July 6...struck out 93 compared to 31 walks while limiting opponents to a .221 average...sur-rendered three home runs, including just one over his final 41 outings...tied for second among National

League relievers in holds (27), tied for third in strikeouts and ranked ninth in innings...ranked among NL rookie relievers in games (2nd), innings (2nd), strikeouts (1st), holds (1st), ERA (5th) and opponent average (6th)...allowed just five of 27 inherited runners to score (18.5 percent)...recorded his first ML save Sept. 24 at Colorado, working 1.2 scoreless innings...ranked fourth on the Padres all-time rookie reliever lists in games.

**2008**—Pitched the entire season for Double-A Springfield in the Cardinals organization...named to the Texas League All-Star Game...went 7-6 with 10 saves and a 3.35 ERA in 57 relief appearances...struck out 78 compared to 26 walks...allowed just two earned runs in 22.0 IP (0.82 ERA) spanning 19 outings for Margarita in the Venezuelan Winter League.

**2007**—Appeared in 53 games for Palm Beach, which was second most in the Florida State League...ranked third in the league with 29 saves, 43 games finished and average runners allowed per nine innings (8.86)...opponents batted .183 against him, ranking him third among all relievers...named Pitcher of the Game at the FSL All-Star Game as he struck out the only two batters he faced...named an FSL Postseason All-Star...named the Cardinals Pitcher of the Month for August, as he did not allow a run over 13.2 innings spanning 12 appearances...was nine-for-nine in save opportunities that month.

**2006**—Split the season between Rookie-level Johnson City and Single-A State College...converted nine save opportunities between the two stops...had five saves and a 3.86 ERA in 15 relief appearances for Johnson City...struck out 24 compared to six walks...was 6-1 with four saves and a 1.72 ERA in 12 relief appearances for State College...struck out 22 compared to nine walks...did not allow a home run in 32.0 combined innings.

## PERSONAL/MISCELLANEOUS

Lucas John Gregerson...attended St. Xavier University in Chicago, IL and Morton High School in Morton, IL...pitched for Team USA in the 2013 World Baseball Classic...did not allow a run in two outings (2.0 ip, 2 so).

### LIFETIME PITCHING RECORD

Year	Club	W	L	ERA	G	GS	CG	SHO	SV	IP	H	R	ER	HR	HB	BB	IBB	SO	WP	BK
2006	Johnson City	0	1	3.86	15	0	0	0	5	16.1	14	10	7	0	1	6	0	24	4	2
	State College	6	1	1.72	12	0	0	0	4	15.2	9	5	3	0	0	9	1	22	5	0
2007	Palm Beach	3	4	1.97	53	0	0	0	29	64.0	42	14	14	0	1	20	3	69	5	1
	Springfield	0	0	0.00	1	0	0	0	1.0	1	0	0	0	0	0	0	0	3	0	0
2008	Springfield	7	6	3.35	57	0	0	0	10	75.1	62	32	28	6	3	26	5	78	5	1
2009	SAN DIEGO	2	4	3.24	72	0	0	0	1	75.0	62	29	27	3	3	31	9	93	4	0
2010	SAN DIEGO	4	7	3.22	80	0	0	0	2	78.1	47	30	28	8	1	18	2	89	0	0
2011	Tucson	0	0	20.25	2	0	0	0	0	1.1	3	3	3	0	0	2	0	2	0	0
	SAN DIEGO	3	3	2.75	61	0	0	0	0	55.2	57	23	17	2	2	19	3	34	2	0
2012	SAN DIEGO	2	0	2.39	77	0	0	0	9	71.2	57	19	19	7	3	21	3	72	3	0
2013	SAN DIEGO	6	8	2.71	73	0	0	0	4	66.1	49	24	20	3	4	18	2	64	1	0
<b>ML Totals</b>		<b>17</b>	<b>22</b>	<b>2.88</b>	<b>363</b>	<b>0</b>	<b>0</b>	<b>0</b>	<b>16</b>	<b>347.0</b>	<b>272</b>	<b>125</b>	<b>111</b>	<b>23</b>	<b>13</b>	<b>107</b>	<b>19</b>	<b>352</b>	<b>10</b>	<b>0</b>

### CAREER TRANSACTIONS

**2006** — Selected by the St. Louis Cardinals organization in the 28th round of the First-Year Player Draft. **2009** — Traded to the San Diego Padres to complete December 4, 2008 trade of Khalil Greene for Mark Worrell and a player to be named later, March 23. On the disabled list, June 8 to July 5. **2011** — On the disabled list, June 7 to July 4; included rehabilitation assignment to Tucson, July 1 to 4. **2013** — Traded to the Oakland Athletics for outfielder Seth Smith, December 3.

### WORLD BASEBALL CLASSIC RECORD

Year	Club	W	L	ERA	G	GS	CG	SHO	SV	IP	H	R	ER	HR	HB	BB	IBB	SO	WP	BK
2013	United States	0	0	0.00	2	0	0	0	0	2.0	0	0	0	0	0	0	0	2	0	0

## VS. THE AMERICAN LEAGUE

2013		CAREER												
ERA	W	L	S	G	IP	ER	vs. TEAM	ERA	W	L	S	G	IP	ER
20.25	1	1	0	3	1.1	3	Baltimore	10.13	1	1	0	5	2.2	3
9.00	0	1	0	1	1.0	1	Boston	9.00	0	1	0	1	1.0	1
—	0	0	0	0	0.0	0	Chicago	—	0	0	0	0	0.0	0
—	0	0	0	0	0.0	0	Cleveland	—	0	0	0	0	0.0	0
—	0	0	0	0	0.0	0	Detroit	—	0	0	0	0	0.0	0
—	0	0	0	0	0.0	0	Houston	6.75	0	2	0	10	9.1	7
—	0	0	0	0	0.0	0	Kansas City	—	0	0	0	0	0.0	0
—	0	0	0	0	0.0	0	Los Angeles	0.00	1	0	0	3	2.1	0
—	0	0	0	0	0.0	0	Minnesota	—	0	0	0	0	0.0	0
0.00	0	0	0	1	1.0	0	New York	0.00	0	0	0	1	1.0	0
—	0	0	0	0	0.0	0	Oakland	27.00	0	0	0	1	0.1	1
0.00	1	0	0	1	1.0	0	Seattle	0.93	1	1	0	9	9.2	1
0.00	0	0	0	2	1.1	0	Tampa Bay	3.38	1	0	0	3	2.2	1
—	0	0	0	0	0.0	0	Texas	0.00	0	0	0	2	2.0	0
2.25	0	0	1	3	4.0	1	Toronto	2.25	0	0	1	3	4.0	1

## VS. THE NATIONAL LEAGUE

2013		CAREER												
ERA	W	L	S	G	IP	ER	vs. TEAM	ERA	W	L	S	G	IP	ER
1.29	0	1	0	7	7.0	1	Arizona	4.36	2	4	2	37	33.0	16
4.50	0	0	1	3	2.0	1	Atlanta	1.64	0	0	2	13	11.0	2
0.00	0	0	0	3	3.0	0	Chicago	2.89	0	1	0	21	18.2	6
0.00	1	0	0	3	2.2	0	Cincinnati	0.00	2	0	0	15	18.0	0
3.24	2	0	1	8	8.1	3	Colorado	3.15	3	1	4	40	40.0	14
1.50	1	1	0	8	6.0	1	Los Angeles	2.51	2	5	2	38	32.1	9
0.00	0	0	0	2	2.0	0	Miami	1.53	0	0	1	18	17.2	3
2.70	0	0	0	4	3.1	1	Milwaukee	3.78	0	0	1	17	16.2	7
4.50	0	1	0	4	4.0	2	New York	3.71	0	1	0	17	17.0	7
4.50	0	0	0	3	2.0	1	Philadelphia	1.65	0	0	0	17	16.1	3
0.00	0	0	1	2	2.0	0	Pittsburgh	2.65	1	0	1	17	17.0	5
—	0	0	0	0	0.0	0	San Diego	—	0	0	0	0	0.0	0
3.97	0	3	0	12	11.1	5	San Francisco	2.27	1	4	0	48	47.2	12
0.00	0	0	0	2	1.2	0	St. Louis	4.05	0	0	2	14	13.1	6
0.00	0	0	0	1	1.1	0	Washington	4.05	2	1	0	13	13.1	6

## MONTHLY BREAKDOWN

2013		CAREER												
ERA	W	L	S	G	IP	ER	by MONTH	ERA	W	L	S	G	IP	ER
—	0	0	0	0	0.0	0	March	0.00	0	0	0	1	1.0	0
1.46	1	2	0	12	12.1	2	April	2.40	2	4	0	59	60.0	16
0.00	2	0	0	12	11.1	0	May	2.86	5	3	0	63	66.0	21
6.55	1	1	3	14	11.0	8	June	2.93	2	2	4	49	43.0	14
4.15	1	2	0	9	8.2	4	July	3.21	4	7	0	54	53.1	19
4.50	0	2	0	12	10.0	5	August	2.93	0	3	3	67	61.1	20
0.69	1	1	1	14	13.0	1	September	3.14	4	3	8	64	57.1	20
—	0	0	0	0	0.0	0	October	1.80	0	0	1	6	5.0	1

## PITCHING BREAKDOWN

2013		CAREER												
ERA	W	L	S	G	IP	ER	by CATEGORY	ERA	W	L	S	G	IP	ER
2.89	4	5	2	42	37.1	12	Home	2.06	8	9	8	191	188.0	43
2.48	2	3	2	31	29.0	8	Road	3.85	9	13	8	172	159.0	68
4.58	1	2	0	22	17.2	9	Day	2.73	6	6	3	118	115.1	35
2.03	5	6	4	51	48.2	11	Night	2.95	11	16	13	245	231.2	76
2.93	4	5	3	43	40.0	13	Pre-ASG	3.06	11	15	4	193	191.0	65
2.39	2	3	1	30	26.1	7	Post-ASG	2.65	6	7	12	170	156.0	46
—	0	0	0	0	0.0	0	Starter	—	0	0	0	0	0.0	0
2.71	6	8	4	73	66.1	20	Reliever	2.88	17	22	16	363	347.0	111

## BALLPARK BREAKDOWN

	ERA	W	L	S	G	IP	ER
AT&T Park	2.42	1	2	0	24	22.1	6
Busch Stadium	10.80	0	0	0	6	5.0	6
Camden Yards	0.00	1	0	0	1	0.1	0
Chase Field	11.45	1	3	1	15	11.0	14
Citi Field	4.82	0	0	0	9	9.1	5
Citizens Bank Park	1.17	0	0	0	8	7.2	1
Coors Field	3.79	2	1	3	19	19.0	8
Dodger Stadium	2.87	1	3	1	19	15.2	5
Fenway Park	9.00	0	1	0	1	1.0	1
Great American	0.00	0	0	0	7	8.2	0
Marlins Park	0.00	0	0	0	2	3.0	0
Miller Park	2.89	0	0	1	10	9.1	3
Minute Maid Park	6.00	0	1	0	6	6.0	4
Nationals Park	4.70	1	1	0	7	7.2	4
O.co Coliseum	27.00	0	0	0	1	0.1	1
PETCO Park	2.06	8	9	8	191	188.0	43
PNC Park	2.25	1	0	1	8	8.0	2
Safeco Field	0.00	0	0	0	3	3.0	0
Sun Life Stadium	0.00	0	0	1	8	7.0	0
Tropicana Field	3.38	1	0	0	3	2.2	1
Turner Field	1.80	0	0	0	6	5.0	1
Wrigley Field	7.71	0	1	0	9	7.0	6

## FIELDING STATISTICS

Pitcher							
Year	Pct.	G	PO	A	E	TC	DP
2009	1.000	72	9	9	0	18	0
2010	1.000	80	8	14	0	22	1
2011	.917	61	6	16	2	24	0
2012	.958	77	3	20	1	24	1
2013	.941	73	2	14	1	17	1
<b>Totals</b>	<b>.962</b>	<b>363</b>	<b>28</b>	<b>73</b>	<b>4</b>	<b>105</b>	<b>3</b>

## GREGERSON'S CAREER BESTS

**Low Hit Complete Game:** None

**Innings Pitched:** 3.0, May 16, 2009 vs. Cincinnati

**Strikeouts:** 4 (twice), last: June 23, 2010 at Tampa Bay

**Pitches:** 47, May 16, 2009 vs. Cincinnati

**Longest Winning Streak:** 4, July 28, 2011 to April 9, 2013

**Longest Losing Streak:** 3 (three times), last: June 19 to July 11, 2013

**Longest Scoreless Streak:** 23.0, July 4 to August 27, 2012

**RIGHT-HANDED PITCHER****Height/Weight:** 6-5 / 230**Bats/Throws:** Right / Right**Birthdate:** January 28, 1988**Opening Day Age:** 26**Birthplace/Resides:** El Cajon, California / Scottsdale, Arizona**Major League Service:** 1 year, 102 days**Obtained:** Selected in the 13th round of the 2010 First-Year Player Draft**Contract Status:** First year of a one-year contract through 2014.**CAREER HIGHLIGHTS**

Made his Major League debut with Oakland in 2012 in just his third professional season and is 21-11 with a 3.60 ERA in 47 starts in two seasons with the A's...went 7-1 with a 3.06 ERA in 15 starts as a rookie in 2012...his .875 winning percentage was second best in Major League history by a rookie with 15 or more starts...was originally drafted by the A's in the 13th round of the 2010 First-Year Player Draft...pitched exclusively in relief in 2010 when he was named to the Northwest League Postseason All-Star team after leading the league with 15 saves at Short-Season Single-A Vancouver...was converted to a starter in 2011 and tied for first in the A's farm system in strikeouts that year (156)...was named A's Minor League Co-Pitcher of the Year in 2012...went 19-11 with a 3.15 ERA in 68 games, including 44 starts, over three seasons in the minors...had 280 strikeouts and just 57 walks in 289.0 innings.

**2013 HIGHLIGHTS**

Was 14-10 with a 3.83 ERA in 32 starts in his first full season in the majors...allowed a Major League leading 36 home runs, which was the fourth highest total in Oakland history and fifth highest in Athletics history...it was the most by an A's pitcher since Curt Young surrendered 38 in 1987...25 of the home runs were solo shots, which also led the majors and were second most in Oakland history (Hunter, 26 in 1973)...has allowed 46 home runs in 47 career starts...ranked fourth in the American League in opponents on-base percentage (.280), fifth in batting average (.226) and tied for eighth in wins...led the A's in innings pitched (200.0), strikeouts (171) and losses and tied for the team-lead in games started...the 10 losses were the fewest by the A's team-leader since Cory Lidle had 10 in 2002...his opponents batting average included a mark of .226 (78-for-345) against right-handed hitters and .226 (93-for-412) against left-handers...yielded a .251 on-base percentage to batters leading off an inning, which was third lowest in the AL...also ranked fifth in slugging (.328) and sixth in batting (.205)...now has a .201 batting average, .242 on-base percentage and .309 slugging percentage against batters leading off an inning in his career...surrendered a .167 batting average against a batter the first time he faced him in a game, which was the lowest mark in the majors among pitchers that qualified for the ERA title...it was also the lowest by an A's pitcher with 150 or more innings since at least 1916...now has a .175 (68-for-389) average against a batter the first time he faces him in a game in his career...allowed a .164 batting average with runners in scoring position and two outs, which ranked fifth in the AL among ERA qualifiers...averaged 5.45 runs of support, which was 10th highest in the AL...was 11-0 in 13 starts with run support of four or more and is 18-0 in 21 such starts in his career...has a career run support average of 5.61 (176 rs in 282.1 ip)...left with a lead in five of his starts only to have the bullpen blow the save...induced just eight grounded into double plays in 200.0 innings and his average of 0.36 GIDPs per nine innings was the lowest mark in the AL and second lowest in the majors (Teheran, ATL 0.29)...it was seventh lowest in Oakland history and was the lowest since Scott Sanderson had a mark of 0.26 in 1990...yielded 60 of his 91 runs (65.9%) in the fourth through sixth innings...compiled a 2.25 ERA over the first three innings of a game, 5.90 in innings four through six and 2.12 from the seventh inning on...had a 1.41 ERA in the first inning and has a 1.53 ERA (8 er in 47.0 ip) in the first in his career...allowed 21 of his 36 home runs on the road, which tied for the most in the majors (Guthrie, KC) and was third most in Oakland history...18 came during the day, which tied for the most in the majors (Dickey, TOR) and was second most in Oakland history (Hunter, 24 in 1969)...two were grand slams, which tied for the most in the AL...had a 6-6 record in 16 starts during the day, 8-4 in 16 starts at night...is now 6-6 in 21 career starts during the day compared to 15-5 in 26 starts at night...made 29 of his 32 starts on four or five days rest...did not commit an error in 23 chances and has not made a miscue in 47 career games and 34 total chances...the A's were 19-13 (.594) in his starting assignments and are 31-16 (.660) in his 47 career



starts...walked two batters or fewer in 27 of his 32 starts...allowed two or more home runs in a start 12 times, which tied the Athletics record set by Catfish Hunter in 1973.

**OAKLAND:** Tossed a career-high 110 pitches in his second start of the season, an 8-1 win at Los Angeles (AL) April 11 (matched July 13 vs. Boston)...had a no decision against Houston April 16... left after six innings with the A's leading 3-2 but Doolittle allowed a run in the eighth for the blown save...it was one of five times the bullpen blew a save in one of his starts (June 4 at Milwaukee, June 20 at Texas, Aug. 16 vs. Cleveland, Sept. 18 vs. Los Angeles-AL)...allowed a career-high nine runs in 4.0 innings April 22 at Boston for his first loss of the season...combined with Doolittle and Balfour on a six-hit, 2-0 shutout at New York (AL) May 3...tossed 7.0 innings and allowed all six of the hits... that was part of a career-high tying 14.0-inning scoreless streak from April 27 to May 8...surrendered a career-high tying three home runs May 25 at Houston, his first of three three-homer games in 2013 (July 19 at Los Angeles-AL and July 29 vs. Toronto)...however, picked up the win and was 2-1 in his three starts in which he allowed three home runs...the win ran his record to 5-3 with a 3.84 ERA over his first 10 starts...then went 0-3 with a 4.15 ERA over his next four starts from May 30 to June 15, which was the longest losing streak of his career...walked in his first Major League plate appearance May 30 at San Francisco before striking out in his next at bat...had a 5-6 record over his first 15 starts...then went 9-4 over his final 17 starts beginning June 26 against Cincinnati when he tossed his first career complete game, a two-hit shutout in the A's 5-0 win...walked two and struck out seven...went 1-2 with a 2.60 ERA in five starts in June...had the seventh lowest June ERA in the AL and also ranked third with a .190 opponents batting average...allowed seven runs on a career-high 10 hits in 5.2 innings July 2 against Chicago (NL) but had a no decision in the A's 8-7 win...combined with Balfour on a seven-hit shutout in the A's 3-0 win over Boston July 13...tossed eight innings and allowed six of the hits...that gave him a three-game winning streak over a four-start stretch from June 26 to July 13 (2.93 ERA, .219 opponents batting average)...allowed 10 home runs in 25.0 innings over a four-start stretch from July 19 to Aug. 4...finished July with a record of 4-1 and a 4.86 ERA in six starts...tied for second in the AL in wins in July...it marked the second time he won four games in a month in his career (Sept., 2012)...allowed more home runs (11) than walks (6)...the 11 home runs tied the Oakland record for home runs allowed in any month (fifth time, last: Mark Redman in July, 2004)...is now 7-1 in 11 career starts in July... issued a career-high six walks in 5.2 innings Aug. 11 at Toronto but had a no decision in the A's 6-4 win...that began a three-start stretch where he walked 15 batters in 16.2 innings...had just 32 walks in 147.1 innings over his first 23 starts (1.95 per nine innings)...finished the season by walking one batter or fewer in five of his final six starts (7 bb in 36.0 ip, 1.75 per nine innings)...had a four-game winning streak from Aug. 26 to Sept. 12 (3.60 ERA)...matched his career high with nine strikeouts and won his 13th game of the season Sept. 6 against Houston...it was the 20th win of his career and it came in his 44th start...the only pitchers in Oakland history to win 20 games in fewer than their first 44 games are Tim Hudson (37 starts) and Vida Blue (39 games, 31 starts)...was not on the A's postseason roster for the ALDS against Detroit due to elbow tendinitis.

## CAREER

**2012**—Began the year at Double-A Midland but finished the season in the starting rotation for Oakland...went 7-1 with a 3.06 ERA in 15 starts in his Major League debut with the A's...his .875 winning percentage was the best in Oakland history and third best in Athletics history among pitchers with 15 or more starts...it topped the previous Oakland high by Tim Hudson, who went 11-2 (.846) in 1999... it was the best by an Athletic since Jim Nash went 12-1 (.923) in 1966...at the time, it was the second best mark by any ML pitcher over the last 17 years to Cliff Lee, who went 22-3 (.880) for Cleveland in 2008...it was second best by a rookie in ML history (since 1900) among pitchers with 15 or more starts to Nash in 1966...had the eighth lowest ERA in the American League among pitchers with 81 or more innings pitched...using the same minimum, it was the sixth best mark by a rookie in Oakland history... ranked 10th among AL rookies in wins...walked just 19 batters in 82.1 innings, an average of 2.08 per nine innings...struck out 64 for a strikeout to walk ratio of 3.37...allowed a .236 opponents batting average, which included a .225 mark against right-handed hitters compared to .245 against left-handers...opponents were 16-for-83 (.193) with three walks (.221 on-base percentage) when leading off an inning... yielded a .218 average with the bases empty but that rose to .341 with runners in scoring position... allowed a .359 batting average to the number three hitter, .218 against everyone else...was 7-1 with a 2.34 ERA in 10 starts at night, 0-0 with a 5.23 ERA in five starts during the day...was 3-0 with a 1.95 ERA in five starts against AL West competition...the A's were 12-3 (.800) in his starting assignments...allowed two runs or fewer in 10 of his 15 starts and walked two batters or fewer 14 times...was selected from

Sacramento June 24, making his Major League debut that day against San Francisco... became the 43rd pitcher in Oakland history to start in his debut and had a no decision in the A's 4-2 win... allowed a two-run home run to Posey in the first inning but those were the only runs he would yield in six innings... left trailing 2-1 but Norris hit a three-run "walk-off" home run for the win... tossed 6.0 shutout innings in his second start at Texas June 29 as part of a career-high 14.0 inning scoreless streak from June 24 to July 4... the streak ended on the 4th when he surrendered David Ortiz' 400th career home run... earned his first Major League win in his fourth start, a 6-3 win at Minnesota July 13... allowed three runs in six innings but a Gomes grand slam in the fourth gave him a 4-3 lead... struck out a career-high nine batters July 25 at Toronto... tossed six or more innings and allowed three runs or fewer in each of his first seven starts, which was the longest such streak to start a career in Athletics history... left after 1.2 innings in his eighth start Aug. 4 against Toronto... was placed on the 15-day disabled list the next day with right shoulder tightness... was 3-0 with a 2.42 ERA at the time... went 1-0 with a 4.91 ERA in two rehab starts with Sacramento before he was reinstated from the DL Sept. 1... won each of his first three starts following his return, allowing just two runs in 20.1 innings (0.89 ERA)... that improved his career record to 6-0 with a 1.94 ERA over his first 11 starts... according to the Elias Sports Bureau, since earned runs became an official stat (1912 in NL, 1913 in AL), he is just the second pitcher to go undefeated in at least his first 11 Major League appearances, all starts, while maintaining an ERA under 2.00... the other is Jered Weaver, who went 9-0 with a 1.95 ERA over his first 12 starts with the Angels in 2006... is the first pitcher in Oakland history to start his career 6-0 and just the second Athletic since 1927 (Jim Nash, 7-0 in 1966)... allowed three runs or fewer and walked two batters or fewer in each of his first 11 starts, which is the longest such career-opening streak by a ML pitcher since at least 1916... was charged with his first loss Sept. 18 at Detroit... the six-game winning streak matched the longest by an Athletic in 2012 (McCarthy)... walked three batters Sept. 23 at New York, snapping a career-opening streak of 12 consecutive starts with two walks or fewer... that is the longest streak to start a career by an Athletics starting pitcher since at least 1916... finished September with a 4-1 record and a 3.09 ERA in six starts... was the only A's pitcher to win four games in a month in 2012... started Game 4 of the ALDS against Detroit and had a no decision in the A's 4-3 win... allowed two runs on seven hits in 5.0 innings... was named the A's Minor League Co-Pitcher of the Year with Dan Straily after combining for a 7-3 record and a 2.82 ERA in 17 games, all starts, with Double-A Midland and Triple-A Sacramento... struck out 91 and walked just 18 in 102.0 innings... averaged 1.59 walks per nine innings with a strikeout to walk ratio of 5.06... yielded just seven home runs, an average of 0.62 per nine innings... allowed a .211 opponents batting average, including .181 against left-handed hitters compared to .238 against right-handers... surrendered six of his seven home runs to righties... opponents hit .195 with the bases empty compared to .294 with runners in scoring position... compiled a 1.32 ERA over the first two innings of a game, had a 7.16 ERA in the third inning and a 2.44 ERA from the fourth inning on... walked one batter or fewer in 14 of his 17 starts... began the year at Midland and went 3-1 with a 2.49 ERA in seven starts... allowed a .201 opponents batting average, including .141 against left-handed hitters... started the season with a 16.0 inning scoreless streak but had three no decisions over that span in three RockHounds losses... did not allow a hit in his second start April 10 at Springfield, tossing 6.0 scoreless innings, and was named Texas League Pitcher of the Week for his efforts... won three consecutive starts from April 22 to May 2 (2.61 ERA)... was the losing pitcher in his final Double-A start May 7 at Frisco when he allowed four runs on eight hits in 6.0 innings... was promoted to Sacramento May 11 and went 4-2 with a 3.07 ERA and .217 opponents batting average in 10 starts with the River Cats... lost his first two decisions but then went 3-0 with a 1.31 ERA and .177 opponents batting average over his final five starts before his promotion to Oakland June 24... tossed back-to-back complete games June 8 at Colorado Springs (7.0 ip, 3 h, 2 r, 8 so) and June 13 at Fresno (9.0 ip, 6 h, 1 r, 1 er, 1 bb, 6 so)... also made two starts for Sacramento on a rehab assignment that began Aug. 22.

**2011**—Pitched for four different teams in the A's farm system and combined for an 11-7 record and a 3.47 ERA in 27 games, all starts, with Single-A Burlington, Single-A Stockton, Double-A Midland and Triple-A Sacramento... walked just 32 batters in 160.2 innings, an average of 1.79 per nine innings... struck out 156 for a strikeout to walk ratio of 4.88... tied for first in the A's farm system in strikeouts, tied for second in innings pitched, tied for fourth in wins and ranked fifth in ERA... allowed a .238 opponents batting average, including .208 with runners in scoring position... allowed 17 home runs, 12 of which came with the bases empty... walked just seven batters to start an inning... began the season with Burlington and went 4-0 with a 1.56 ERA in eight starts... held the opposition to a .187 batting average and walked just five batters in 52.0 innings... struck out 10 batters in 6.0 innings in his first start April 9 at Clinton... it was his first of four 10-strikeout games in 2011... did not walk a batter in four consecu-

tive starts from April 20 to May 5...was promoted to Stockton May 20 and struck out 10 while tossing 7.0 shutout innings in his first start May 21 against San Jose...that extended his scoreless streak to 18.1 innings...went 5-3 with a 3.57 ERA in 12 starts with the Ports...struck out 82 in 70.2 innings (10.4 per nine innings)...allowed a .185 average with runners in scoring position...picked up the win in his second start May 27 against Visalia to extend his season-opening winning streak to five games...was sent to Sacramento June 12 for a start against Tacoma that day...allowed three runs on six hits in 6.0 innings for the loss and returned to Stockton the next day...made two more starts with the Ports before he was transferred to Midland June 30...spent the entire month of July with the RockHounds and went 2-3 with a 6.47 ERA in six starts...return to Stockton Aug. 4 and went 3-1 with a 4.00 ERA over his final six starts...surrendered five home runs in 6.0 innings Aug. 11 at High Desert but struck out a season-high tying 10...fanned 10 batters in 6.0 innings in his final regular season start Sept. 1 against Modesto...then went 2-0 with a 1.29 ERA in three postseason starts with Stockton...struck out 28 batters in 21.0 innings and walked just two.

**2010**—Was named to the Northwest League Postseason All-Star team after leading the league with 15 saves at Short-Season Single-A Vancouver...ranked third among all A's minor leaguers in saves...pitched exclusively in relief in his first professional season, combining for a 1-1 record, 15 saves and a 2.39 ERA in 24 appearances with the A's affiliate in the Arizona Rookie League and Vancouver...did not surrender a home run in 26.1 innings...struck out 33 (11.3 per nine innings) and walked just seven for a strikeout-to-walk ratio of 4.71...allowed a .163 opponents batting average, including .121 by left-handed hitters...opponents were 3-for-19 (.158) with runners in scoring position...began the season in the Arizona Rookie League and did not allow a run in four appearances and 5.0 innings...was transferred to Vancouver July 3 and went 1-1 with a 2.95 ERA in 20 appearances with the Canadians...converted 15-of-16 (93.8%) save opportunities...was credited with his first save July 6 at Salem-Keizer...logged his first professional win by tossing 2.0 scoreless innings in a 4-3, 11-inning win over Yakima July 11...converted each of his first nine save opportunities before he was charged with his lone blown save Aug. 8 against Tri-City.

## PERSONAL/MISCELLANEOUS

Arthur Joseph Griffin...was originally signed by Eric Martins...graduated from Grossmont (CA) High School in 2006...was named San Diego Division II Pitcher of the Year as both a junior and senior...attended the University of San Diego...earned first-team All-West Coast Conference honors all four seasons with the Toreros...signed autographs for Oakland elementary school students at the A's Community Fund Holiday Party in 2013.

## LIFETIME PITCHING RECORD

Year	Club	W	L	ERA	G	GS	CG	SHO	SV	IP	H	R	ER	HR	HB	BB	IBB	SO	WP	BK
2010	AZL A's	0	0	0.00	4	0	0	0	0	5.0	1	0	0	0	0	0	0	6	0	0
	Vancouver	1	1	2.95	20	0	0	0	15	21.1	14	9	7	0	3	7	1	27	2	0
2011	Burlington	4	0	1.56	8	8	0	0	0	52.0	36	10	9	2	2	5	0	46	0	0
	Stockton	5	3	3.57	12	12	0	0	0	70.2	64	31	28	8	2	14	0	82	3	1
	Sacramento	0	1	3.00	1	1	0	0	0	6.0	6	3	2	1	0	2	0	8	0	0
	Midland	2	3	6.47	6	6	0	0	0	32.0	39	24	23	6	2	11	0	20	0	0
2012	Midland	3	1	2.49	7	7	0	0	0	43.1	31	12	12	4	1	7	0	44	1	0
	Sacramento	4	2	3.07	10	10	2	0	0	58.2	48	27	20	3	4	11	1	47	2	0
	OAKLAND	7	1	3.06	15	15	0	0	0	82.1	74	29	28	10	1	19	0	64	0	0
2013	OAKLAND	14	10	3.83	32	32	1	1	0	200.0	171	91	85	36	4	54	2	171	7	0
<b>ML Totals</b>		<b>21</b>	<b>11</b>	<b>3.60</b>	<b>47</b>	<b>47</b>	<b>1</b>	<b>1</b>	<b>0</b>	<b>282.1</b>	<b>245</b>	<b>120</b>	<b>113</b>	<b>46</b>	<b>5</b>	<b>73</b>	<b>2</b>	<b>235</b>	<b>7</b>	<b>0</b>

## CAREER TRANSACTIONS

**2009** — Selected by the Philadelphia Phillies organization in the 34th round of the First-Year Player Draft; did not sign.  
**2010** — Selected by the Oakland Athletics organization in the 13th round of the First-Year Player Draft. **2012** — On the disabled list, August 5 to 31; included rehabilitation assignment to Sacramento, August 22 to 31.

## DIVISION SERIES RECORD

Year	Club/Opp.	W	L	ERA	G	GS	CG	SHO	SV	IP	H	R	ER	HR	HB	BB	IBB	SO	WP	BK
2012	OAK vs. DET	0	0	3.60	1	1	0	0	0	5.0	7	2	2	1	0	0	0	1	0	0

## VS. THE AMERICAN LEAGUE

2013		CAREER												
ERA	W	L	S	G	IP	ER	vs. TEAM	ERA	W	L	S	G	IP	ER
5.14	0	1	0	1	7.0	4	Baltimore	5.14	0	1	0	1	7.0	4
5.25	1	1	0	2	12.0	7	Boston	3.60	2	1	0	4	25.0	10
4.91	0	1	0	1	7.1	4	Chicago	4.91	0	1	0	1	7.1	4
2.31	0	1	0	2	11.2	3	Cleveland	2.31	0	1	0	2	11.2	3
7.20	1	0	0	1	5.0	4	Detroit	8.38	1	1	0	2	9.2	9
4.88	3	0	0	4	24.0	13	Houston	4.88	3	0	0	4	24.0	13
4.09	1	0	0	2	11.0	5	Kansas City	4.09	1	0	0	2	11.0	5
3.75	1	2	0	4	24.0	10	Los Angeles	2.81	2	2	0	5	32.0	10
1.29	1	0	0	1	7.0	1	Minnesota	2.77	2	0	0	2	13.0	4
0.00	1	0	0	1	7.0	0	New York	3.12	2	0	0	3	17.1	6
—	0	0	0	0	0.0	0	Oakland	—	0	0	0	0	0.0	0
5.00	1	2	0	3	18.0	10	Seattle	3.72	3	2	0	5	29.0	12
1.29	1	0	0	1	7.0	1	Tampa Bay	2.57	1	0	0	2	14.0	4
2.84	1	1	0	3	19.0	6	Texas	3.25	1	1	0	5	27.2	10
4.26	1	0	0	2	12.2	6	Toronto	2.66	2	0	0	4	20.1	6

## VS. THE NATIONAL LEAGUE

2013		CAREER												
ERA	W	L	S	G	IP	ER	vs. TEAM	ERA	W	L	S	G	IP	ER
11.12	0	0	0	1	5.2	7	Chicago	11.12	0	0	0	1	5.2	7
0.00	1	0	0	1	9.0	0	Cincinnati	0.00	1	0	0	1	9.0	0
0.00	0	0	0	1	7.0	0	Milwaukee	0.00	0	0	0	1	7.0	0
6.35	0	1	0	1	5.2	4	San Francisco	4.63	0	1	0	2	11.2	6

## MONTHLY BREAKDOWN

2013		CAREER												
ERA	W	L	S	G	IP	ER	by MONTH	ERA	W	L	S	G	IP	ER
4.65	2	2	0	5	31.0	16	April	4.65	2	2	0	5	31.0	16
3.55	3	2	0	6	38.0	15	May	3.55	3	2	0	6	38.0	15
2.60	1	2	0	5	34.2	10	June	2.31	1	2	0	7	46.2	12
4.86	4	1	0	6	37.0	20	July	3.97	7	1	0	11	68.0	30
4.13	1	2	0	5	28.1	13	August	3.90	1	2	0	6	30.0	13
3.19	3	1	0	5	31.0	11	September	3.14	7	2	0	11	66.0	23
—	0	0	0	0	0.0	0	October	13.50	0	0	0	1	2.2	4

## PITCHING BREAKDOWN

2013		CAREER												
ERA	W	L	S	G	IP	ER	by CATEGORY	ERA	W	L	S	G	IP	ER
3.54	7	4	0	16	104.1	41	Home	3.44	10	4	0	24	146.1	56
4.14	7	6	0	16	95.2	44	Road	3.77	11	7	0	23	136.0	57
3.62	6	6	0	16	102.0	41	Day	3.89	6	6	0	21	122.2	53
4.04	8	4	0	16	98.0	44	Night	3.38	15	5	0	26	159.2	60
3.68	8	6	0	19	122.1	50	Pre-ASG	3.46	8	6	0	22	140.1	54
4.06	6	4	0	13	77.2	35	Post-ASG	3.74	13	5	0	25	142.0	59
3.83	14	10	0	32	200.0	85	Starter	3.60	21	11	0	47	282.1	113
—	0	0	0	0	0.0	0	Reliever	—	0	0	0	0	0.0	0

## BALLPARK BREAKDOWN

	ERA	W	L	S	G	IP	ER
Angel Stadium of Anaheim	2.77	2	2	0	4	26.0	8
AT&T Park	6.35	0	1	0	1	5.2	4
Ballpark in Arlington	1.59	0	0	0	2	11.1	2
Comerica Park	8.38	1	1	0	2	9.2	9
Fenway Park	15.75	0	1	0	1	4.0	7
Kauffman Stadium	3.60	1	0	0	1	5.0	2
Miller Park	0.00	0	0	0	1	7.0	0
Minute Maid Park	5.25	2	0	0	2	12.0	7
O.co Coliseum	3.44	10	4	0	24	146.1	56
Progressive Field	4.05	0	1	0	1	6.2	3
Rogers Centre	1.54	1	0	0	2	11.2	2
Safeco Field	1.69	1	0	0	1	5.1	1
Target Field	2.77	2	0	0	2	13.0	4
U.S. Cellular Field	4.91	0	1	0	1	7.1	4
Yankee Stadium	3.18	1	0	0	2	11.1	4

## FIELDING STATISTICS

Pitcher		Year	Pct.	G	PO	A	E	TC	DP
2012	1.000	15	4	7	0	11	0		
2013	1.000	32	8	15	0	23	0		
<b>Totals</b>	<b>1.000</b>	<b>47</b>	<b>12</b>	<b>22</b>	<b>0</b>	<b>34</b>	<b>0</b>		

## GRIFFIN'S CAREER BESTS

**Low Hit Complete Game:** 2, June 26, 2013 vs. Cincinnati

**Innings Pitched:** 9.0, June 26, 2013 vs. Cincinnati

**Strikeouts:** 9 (twice), last: September 6, 2013 vs. Houston

**Pitches:** 110 (twice), last: July 13, 2013 vs. Boston

**Longest Winning Streak:** 6, July 13 to September 12, 2012

**Longest Losing Streak:** 3, May 30 to June 15, 2013

**Longest Scoreless Streak:** 14.0 (twice), last: April 27 to May 8, 2013

## COLISEUM FIRSTS

**Game:** April 17, 1968  
**Final Score:** Baltimore 4, Oakland 1  
**Winning Pitcher:** Dave McNally  
**Losing Pitcher:** Lew Krausse  
**Attendance:** 47,233  
**First Victory:** April 18, 1968  
**Final Score:** Oakland 4, Baltimore 3  
**Winning Pitcher:** Paul Lindblad  
**Losing Pitcher:** Gene Brabender  
**Batter:** Curt Blefary, Baltimore (walked by Lew Krausse)

**A's Batter:** Bert Campaneris (popped out to second baseman Davey Johnson)  
**Hit:** Boog Powell (Home run off Lew Krausse, 2nd inning, Apr. 17)  
**A's Hit:** Rick Monday (Home run off Dave McNally, 6th inning, Apr. 17)  
**Run:** Boog Powell (Home run off Lew Krausse, 2nd inning, Apr. 17)  
**A's Run:** Rick Monday (Home run off Dave McNally, 6th inning, Apr. 17)

**Error:** Bert Campaneris, SS (ball hit by Frank Robinson, 4th inning, Apr. 17)  
**Pinch Hit:** Tony La Russa (single off Dave McNally, 9th inning, Apr. 17)  
**Relief Pitcher:** Diego Segui (relieved Lew Krausse in 6th inning, Apr. 17)

**GRIFFIN'S 2013 STARTS**

Date	Opponent	Score	Dec	ERA	IP	H	R	ER	BB	SO	HR	#PIT
April 4	Seattle	8-2	W	3.00	6.0	7	2	2	2	3	1	95
April 11	at Los Angeles (AL)	8-1	W	1.93	8.0	5	1	1	1	2	0	110
April 16	Houston	4-3	--	2.25	6.0	4	2	2	4	8	0	106
April 22	at Boston	6-9	L	4.50	4.0	8	9	7	1	3	2	84
April 27	Baltimore	3-7	L	4.65	7.0	5	4	4	2	7	2	108
May 3	at New York (AL)	2-0	W	3.79	7.0	6	0	0	1	4	0	98
May 8	at Cleveland	3-4	L	3.83	6.2	6	4	3	2	4	2	92
May 13	Texas	5-1	W	3.48	7.0	6	1	1	0	8	1	108
May 19	Kansas City	4-3	--	3.59	6.0	7	3	3	3	5	0	105
May 25	at Houston	11-5	W	3.84	5.2	5	4	4	1	7	3	100
May 30	at San Francisco	2-5	L	4.04	5.2	5	4	4	1	5	0	92
June 4	at Milwaukee	3-4 (10)	--	3.67	7.0	4	0	0	1	5	0	109
June 9	at Chicago (AL)	2-4	L	3.78	7.1	7	4	4	1	5	2	102
June 15	Seattle	0-4	L	3.93	6.0	8	4	4	2	3	1	107
June 20	at Texas	3-4	--	3.90	5.1	3	2	2	1	5	1	98
June 26	Cincinnati	5-0	W	3.56	9.0	2	0	0	2	7	0	108
July 2	Chicago (NL)	8-7	--	3.95	5.2	10	7	7	1	6	1	99
July 7	at Kansas City	10-4	W	3.94	5.0	5	2	2	1	4	2	105
July 13	Boston	3-0	W	3.68	8.0	6	0	0	1	3	0	110
July 19	at Los Angeles (AL)	1-4	L	3.82	5.0	6	4	4	1	4	3	88
July 24	at Houston	4-3	W	3.84	6.1	6	3	3	0	8	2	95
July 29	Toronto	9-4	W	3.90	7.0	4	4	4	2	5	3	99
Aug. 4	Texas	0-4	L	3.91	6.2	5	4	3	1	7	2	108
Aug. 11	at Toronto	6-4	--	3.88	5.2	5	3	2	6	2	0	103
Aug. 16	Cleveland	3-2	--	3.76	5.0	4	1	0	5	3	0	104
Aug. 21	Seattle	3-5	L	3.84	6.0	5	4	4	4	7	2	105
Aug. 26	at Detroit	8-6	W	3.94	5.0	7	4	4	1	4	2	91
Sept. 1	Tampa Bay	5-1	W	3.84	7.0	5	1	1	1	7	1	102
Sept. 6	Houston	7-5	W	3.91	6.0	7	4	4	1	9	0	98
Sept. 12	at Minnesota	8-2	W	3.81	7.0	2	1	1	1	8	1	97
Sept. 18	Los Angeles (AL)	4-5 (11)	--	3.78	6.0	1	2	2	2	6	1	90
Sept. 24	at Los Angeles (AL)	0-3	L	3.83	5.0	5	3	3	1	7	1	95

**RIGHT-HANDED PITCHER**

**Height/Weight:** 6-6 / 225

**Bats/Throws:** Right / Right

**Birthdate:** September 2, 1982

**Opening Day Age:** 31

**Birthplace/Resides:** Greenville, South Carolina / Rehoboth, Massachusetts

**Major League Service:** 6 years, 153 days

**Obtained:** Acquired from the Chicago Cubs with Jeff Samardzija for Dan Straily, minor leaguers Addison Russell and Billy McKinney and a PTBNL or cash considerations, July 5, 2014

**Contract Status:** First year of a one-year contract through 2014.

**CAREER HIGHLIGHTS**

Is 49-59 with four saves and a 4.80 ERA in 215 career games, including 158 starts, in eight major league seasons with Tampa Bay (2006-08), Colorado (2009-11) and Baltimore (2012-13)...is 0-1 with a 4.80 ERA and 16 strikeouts in 15.0 innings in three-career post-season starts with Colorado and Baltimore...pitched the 33rd one-hitter in Orioles franchise history on June 16, 2012 at Atlanta, allowing just a two-out, seventh inning single to Jason Heyward...has started 20 or more games in five-straight major league campaigns from 2009-13...had a career-high 28.1-inning scoreless streak from June 1-24, 2010...was named the 2005 Tampa Bay Rays Minor League Pitcher of the Year after combining to go 11-4 with a 3.24 ERA and 124 strikeouts in 22 starts between Double-A Montgomery and Triple-A Durham...honored as the 2004 Single-A Bakersfield Pitcher of the Year, going 6-2 with a 1.89 ERA in 11 starts...led all Rays minor leaguers with 153 strikeouts and a 2.66 ERA in 29 combined starts between Single-A affiliates Bakersfield and Charleston (S.C.).

**2013 HIGHLIGHTS**

Went 7-8 with a 4.97 ERA in 26 games, 23 starts, with the Baltimore Orioles despite missing over one month with a forearm injury...began the season 4-1 with a 3.79 ERA in six April starts...went 3-7 with a 5.38 ERA the rest of the season...held right-handed hitters to a .263 (60-for-228) batting average compared to a .300 (95-for-317) mark against lefties...made three relief appearances in September, posting one save with a 1.42 ERA...it was his first action out of the bullpen since September of 2011 with Colorado...earned the win in his first start of the season April 2 at Tampa Bay, tossing 6.0 innings of three-run, three-hit ball...punched out a season-high eight hitters in 8.0 innings of work May 27 at Washington...was on the 15-day disabled list from July 29 to Sept. 5 with right forearm tenderness...started two games with Single-A Aberdeen and Double-A Bowie as part of a rehab assignment, posting no record with a 1.35 ERA...posted a 3.31 ERA in five games, two starts, after coming off the DL...walked two and struck out 11...earned his first save since the 2011 campaign on Sept. 25 against Toronto...tossed 2.1 innings of relief while allowing one run on four hits.

**CAREER**

**2012**—Went 8-6 with a 3.43 ERA and 113 strikeouts in 20 starts in his first season with the Orioles...helped Baltimore to its first post-season appearance since 1997...acquired from Colorado with right-handed pitcher Matt Lindstrom for right-handed pitcher Jeremy Guthrie, Feb. 6, 2012...tossed 5.0 or more innings in 17 of his 20 starts, including nine quality outings...carried a no-hitter into the eighth inning in his Orioles debut April 8 against Minnesota before allowing consecutive doubles to Justin Morneau and Josh Willingham to lead off the eighth...allowed two or fewer runs in each of his first six starts, joining Jay Tibbs (May 24-June 21, 1989) and Jim Palmer (April 7-May 4, 1977) as the only pitchers in Orioles history to start a season with six starts of two or fewer runs allowed...struck out career-high tying 10 hitters twice: April 19 at Chicago (AL) and June 22 against Washington...pitched the 33rd one-hitter in Orioles franchise history June 16 at Atlanta, allowing just a two-out seventh inning single to Jason Heyward...was on the 15-day disabled list from July 14 to Sept. 6, after undergoing arthroscopic surgery on his right knee...made two starts in the ALDS against the Yankees, going 0-1 with a 3.18 ERA and 11 strikeouts...was a finalist for the MLB Fan Vote for the last All-Star spot in the American league, but did not win.

**2011**—Tossed at least 170.0 innings for the third-straight season, going 7-13 with a 4.76 ERA in 32 games, 27 starts, in his final season with the Rockies...held opponents to a .270 batting average, which

was his lowest since he limited foes to a .272 mark in 2008 with Tampa Bay... began the season by going 3-1 with a 3.23 ERA in five April starts... punched out a season-high seven hitters July 23 at Arizona, despite allowing eight runs on 12 hits... earned his first save since 2008 on Sept. 11 against Cincinnati, tossing 4.0 innings of relief while allowing one run on two hits.

**2010**—Posted double-digit wins for the second-straight year, going 10-9 with a 4.81 ERA and 141 strikeouts in 30 starts with the Rockies... set career-highs in innings pitched and strikeouts while allowing just 18 home runs in 177.2 innings of work... recorded a career-high 28.1-inning scoreless streak, June 1-24... the streak was the third longest in the National League in 2010 and the second longest by a Rockies starting pitcher in franchise history (33.0, Ubaldo Jimenez, May 15-June 6, 2010)... was on the 15-day disabled list from April 27 to May 15 with a strained right groin... went 10-7 with a 4.30 ERA in his 26 starts after being reinstated from the DL.

**2009**—Went 10-8 with a 4.33 ERA and 133 strikeouts in 34 games, 30 starts, in his first full season with the Rockies... helped the club to the postseason... acquired by Colorado from Tampa Bay April 5 for right-handed pitcher Aneury Rodriguez... walked just 42 hitters while allowing 17 home runs in 176.2 innings of work... issued a team-low (among starters) 2.14 walks per nine innings pitched... finished the month of June 4-0 with a 3.41 ERA, the only National League pitcher to have at least four wins with no losses during the month... tossed his first-career complete game July 1 against Los Angeles (NL)... took the loss despite allowing just one run on five hits in 8.0 innings... made his postseason debut, starting Game 3 at Coors Field against Philadelphia in the NLDS... allowed four runs on four hits in 3.2 innings.

**2008**—Finished 4-4 with a 4.60 ERA and 44 strikeouts in 40 games, including five starts, with Tampa Bay... opened the year as the Rays fifth starter, making five April starts before being moved to the bullpen for the rest of the season... went 2-2 with a 4.88 ERA as a starter... held right-handed hitters to a .265 batting average compared to a .281 mark against lefties... tossed 2.0 or more innings in nine of his 35 relief appearances, including four, 3.0-inning outings... earned his first-career save Sept. 10 at Boston, tossing a scoreless 14th inning in Tampa Bay's 4-2 victory.

**2007**—Began the season at Triple-A Durham before earning a July promotion to the big leagues... posted a 3-5 record with a 6.14 ERA in 24 games, 14 starts, with the Rays... tossed a career-high 6.2 relief innings in his first action of the season June 13 against San Diego... also registered a season-best eight strikeouts... earned his first-career major league victory June 18 at Arizona, tossing 2.1-scoreless innings of relief... picked up his first big league victory as a starter on his 25th birthday, Sept. 2, beating Andy Pettitte at Yankee Stadium... was winless in his first 18 major league starts, the longest such stretch to start a career since Oakland's Mike Mohler was winless in all 20 of his career starts from 1993 to 1997... went 4-5 with a 3.42 ERA and 75 strikeouts in 13 starts at Durham.

**2006**—Spent the majority of the season at Triple-A Durham, going 5-9 with a 4.23 ERA in 24 starts... made his big league debut in April with the Rays, appearing in two games before being sent down and recalled in August... made his major league debut April 11 vs. Baltimore, allowing seven runs on eight hits in 3.1 innings of work... went 0-6 with a 7.77 ERA and 32 strikeouts in nine starts at the big league level... while at Durham, combined with Juan Salas to toss the first-ever no-hitter in Bulls Triple-A history and just the second ever at Durham Bulls Athletic Park, July 16 against Columbus.

**2005**—Was named the Tampa Bay Rays Minor League Pitcher of the Year after combining to go 11-4 with a 3.24 ERA and 124 strikeouts in 22 starts between Double-A Montgomery and Triple-A Durham... his 11 wins and 124 strikeouts were both second-most among Rays minor leaguers... tabbed as a Southern League Midseason All-Star but did not play in the game... tossed the first-ever nine-inning complete game in Double-A Montgomery's history July 4 vs. Mississippi.

**2004**—Honored as the Single-A Bakersfield Pitcher of the Year, going 6-2 with a 1.89 ERA in 11 starts... all told, went 10-9 with a 2.66 ERA and 153 strikeouts in 29 starts between Bakersfield and Single-A Charleston (S.C.).

**2003**—Went 6-2 with a 3.40 ERA and 50 strikeouts in 14 games, 12 starts, with Single-A Charleston (S.C.)... broke his wrist July 24 and missed the remainder of the season.



**2002**—Went 1-5 with a 4.74 ERA in 15 games, 10 starts, in his first professional season with the Princeton Rookie League club and Single-A Hudson Valley.

## PERSONAL/MISCELLANEOUS

Jason Aaron Hammel was originally signed by Tampa Bay scout Paul Kirsch...is married, Elissa...has a child, Beckett...graduated from South Kitsap High School in Port Orchard, Washington...attended Treasure Valley Community College in Ontario, Oregon.

### LIFETIME PITCHING RECORD

Year	Club	W	L	ERA	G	GS	CG	SHO	SV	IP	H	R	ER	HR	HB	BB	IBB	SO	WP	BK
2002	Princeton	0	0	0.00	2	0	0	0	1	5.1	7	0	0	0	0	0	0	5	0	0
	Hudson Valley	1	5	5.23	13	10	0	0	0	51.2	71	41	30	0	4	14	0	38	3	2
2003	Charleston (SC)	6	2	3.40	14	12	1	0	0	76.2	70	32	29	2	2	27	1	50	4	1
2004	Charleston (SC)	4	7	3.23	18	18	0	0	0	94.2	94	54	34	7	2	27	0	88	8	0
	Bakersfield	6	2	1.89	11	11	0	0	0	71.1	52	18	15	4	4	20	0	65	3	0
2005	Montgomery	8	2	2.66	12	12	3	0	0	81.1	70	26	24	5	2	19	0	76	2	1
	Durham	3	2	4.12	10	10	0	0	0	54.2	57	31	25	8	3	27	0	48	4	0
2006	Durham	5	9	4.23	24	24	1	0	0	127.2	133	71	60	11	7	36	0	117	5	1
	TAMPA BAY	0	6	7.77	9	9	0	0	0	44.0	61	38	38	7	1	21	0	32	3	2
2007	Durham	4	5	3.42	13	13	2	1	0	76.1	61	29	29	3	4	28	0	75	7	2
	TAMPA BAY	3	5	6.14	24	14	0	0	0	85.0	100	58	58	12	2	40	1	64	3	0
2008	TAMPA BAY	4	4	4.60	40	5	0	0	2	78.1	83	45	40	11	2	35	4	44	7	0
2009	COLORADO	10	8	4.33	34	30	1	0	0	176.2	203	94	85	17	9	42	6	133	4	0
2010	COLORADO	10	9	4.81	30	30	0	0	0	177.2	201	97	95	18	6	47	1	141	13	2
	Colorado Springs	1	0	5.14	1	1	0	0	0	7.0	9	4	4	1	0	1	0	6	0	0
2011	COLORADO	7	13	4.76	32	27	0	0	1	170.1	175	100	90	21	6	68	3	94	8	1
2012	BALTIMORE	8	6	3.43	20	20	1	1	0	118.0	104	48	45	9	2	42	2	113	3	0
	Frederick	1	0	0.00	1	1	0	0	0	5.0	3	0	0	0	0	1	0	7	0	0
2013	BALTIMORE	7	8	4.97	26	23	0	0	1	139.1	155	81	77	22	8	48	1	96	1	0
	Bowie	0	0	0.00	1	1	0	0	0	2.2	3	0	0	0	2	0	0	3	0	0
	Aberdeen	0	0	2.25	1	1	0	0	0	4.0	3	1	1	0	0	1	0	2	0	0
<b>AL Totals</b>		<b>22</b>	<b>29</b>	<b>5.00</b>	<b>119</b>	<b>71</b>	<b>1</b>	<b>1</b>	<b>3</b>	<b>464.2</b>	<b>503</b>	<b>270</b>	<b>258</b>	<b>61</b>	<b>15</b>	<b>186</b>	<b>8</b>	<b>349</b>	<b>17</b>	<b>2</b>
<b>NL Totals</b>		<b>27</b>	<b>30</b>	<b>4.63</b>	<b>96</b>	<b>87</b>	<b>1</b>	<b>0</b>	<b>1</b>	<b>524.2</b>	<b>579</b>	<b>291</b>	<b>270</b>	<b>56</b>	<b>21</b>	<b>157</b>	<b>10</b>	<b>368</b>	<b>25</b>	<b>3</b>
<b>ML Totals</b>		<b>49</b>	<b>59</b>	<b>4.80</b>	<b>215</b>	<b>158</b>	<b>2</b>	<b>1</b>	<b>4</b>	<b>989.1</b>	<b>1082</b>	<b>561</b>	<b>528</b>	<b>117</b>	<b>36</b>	<b>343</b>	<b>18</b>	<b>717</b>	<b>42</b>	<b>5</b>

### CAREER TRANSACTIONS

**2000** — Selected by the Tampa Bay Rays organization in the 23rd round of the First-Year Player Draft; did not sign.  
**2001** — Selected by the Tampa Bay Rays organization in the 19th round of the First-Year Player Draft; did not sign.  
**2002** — Selected by the Tampa Bay Rays organization in the 10th round of the First-Year Player Draft. **2009** — Traded to the Colorado Rockies for pitcher Aneury Rodriguez, April 5. **2010** — On the disabled list, April 27 to May 14; included rehabilitation assignment to Colorado Springs, May 7 to 14. **2011** — On paternity list, August 31 to September 2. **2012** — Traded to the Baltimore Orioles with pitcher Matt Lindstrom for pitcher Jeremy Guthrie, February 6. On the disabled list, July 14 to September 5; included rehabilitation assignment to Frederick, September 1 to 5. **2013** — On the disabled list, July 29 to September 4; included rehabilitation assignment to Bowie, August 29 to September 2, and Aberdeen, September 3. Elected free agency, October 31. **2014** — Signed by the Chicago Cubs, February 16. Traded to the Oakland Athletics with pitcher Jeff Samardzija for pitcher Dan Straily, minor leaguers Addison Russell and Billy McKinney and a player to be named later or cash considerations, July 5.

### DIVISION SERIES RECORD

Year	Club/Opp.	W	L	ERA	G	GS	CG	SHO	SV	IP	H	R	ER	HR	HB	BB	IBB	SO	WP	BK
2009	COL vs. PHI	0	0	9.82	1	1	0	0	0	3.2	4	4	4	1	0	3	0	5	0	0
2012	BAL vs. NYY	0	1	3.18	2	2	0	0	0	11.1	8	4	4	0	0	6	2	11	0	0
<b>Totals</b>		<b>0</b>	<b>1</b>	<b>4.80</b>	<b>3</b>	<b>3</b>	<b>0</b>	<b>0</b>	<b>0</b>	<b>15.0</b>	<b>12</b>	<b>8</b>	<b>8</b>	<b>1</b>	<b>0</b>	<b>9</b>	<b>2</b>	<b>16</b>	<b>0</b>	<b>0</b>

## VS. THE AMERICAN LEAGUE

2013		CAREER						vs. TEAM						
ERA	W	L	S	G	IP	ER	ERA	W	L	S	G	IP	ER	
—	0	0	0	0	0.0	0	Baltimore	6.68	0	4	0	8	32.1	24
3.68	0	1	0	2	7.1	3	Boston	4.61	1	3	1	13	41.0	21
5.00	0	1	0	2	9.0	5	Chicago	4.01	1	2	0	9	33.2	15
2.57	0	0	0	1	7.0	2	Cleveland	5.40	0	3	0	8	31.2	19
15.00	0	1	0	1	3.0	5	Detroit	7.18	2	2	1	8	26.1	21
—	0	0	0	0	0.0	0	Houston	1.57	2	1	0	5	28.2	5
4.50	0	1	0	1	6.0	3	Kansas City	4.99	1	3	0	8	30.2	17
6.00	1	0	0	2	12.0	8	Los Angeles	6.59	1	3	0	6	28.2	21
8.44	0	1	0	2	10.2	10	Minnesota	4.26	2	1	0	6	31.2	15
2.55	2	0	0	3	17.2	5	New York	4.78	4	4	0	19	75.1	40
0.00	1	0	0	1	6.0	0	Oakland	3.75	4	1	0	7	24.0	10
3.60	1	0	0	1	5.0	2	Seattle	3.75	2	1	0	5	24.0	10
5.64	1	2	0	4	22.1	14	Tampa Bay	5.19	1	2	0	5	26.0	15
—	0	0	0	0	0.0	0	Texas	9.82	0	1	0	2	7.1	8
6.52	0	1	1	4	19.1	14	Toronto	4.57	4	2	1	15	69.0	35

## VS. THE NATIONAL LEAGUE

2013		CAREER						vs. TEAM						
ERA	W	L	S	G	IP	ER	ERA	W	L	S	G	IP	ER	
—	0	0	0	0	0.0	0	Arizona	3.43	4	3	0	12	60.1	23
—	0	0	0	0	0.0	0	Atlanta	5.68	1	3	0	7	38.0	24
—	0	0	0	0	0.0	0	Chicago	4.91	1	1	0	3	18.1	10
—	0	0	0	0	0.0	0	Cincinnati	5.22	0	1	1	5	29.1	17
—	0	0	0	0	0.0	0	Colorado	—	0	0	0	0	0.0	0
6.00	0	0	0	1	6.0	4	Los Angeles	5.52	2	5	0	14	60.1	37
—	0	0	0	0	0.0	0	Miami	4.86	1	3	0	8	37.0	20
—	0	0	0	0	0.0	0	Milwaukee	1.85	5	0	0	6	39.0	8
—	0	0	0	0	0.0	0	New York	6.33	0	3	0	4	21.1	15
—	0	0	0	0	0.0	0	Philadelphia	6.58	1	2	0	5	26.0	19
—	0	0	0	0	0.0	0	Pittsburgh	3.88	4	3	0	8	46.1	20
—	0	0	0	0	0.0	0	San Diego	5.01	4	3	0	13	73.2	41
—	0	0	0	0	0.0	0	San Francisco	3.02	0	2	0	9	50.2	17
—	0	0	0	0	0.0	0	St. Louis	6.10	1	2	0	4	20.2	14
2.25	1	0	0	1	8.0	2	Washington	3.11	8	0	0	10	66.2	23

## MONTHLY BREAKDOWN

2013		CAREER						by MONTH						
ERA	W	L	S	G	IP	ER	ERA	W	L	S	G	IP	ER	
3.79	4	1	0	6	35.2	15	April	4.15	16	9	0	36	197.1	91
6.44	3	1	0	5	29.1	21	May	4.58	12	12	0	36	194.1	99
5.34	0	2	0	5	28.2	17	June	3.82	13	8	0	41	216.2	92
5.52	0	4	0	5	29.1	18	July	5.14	4	17	0	40	171.2	98
—	0	0	0	0	0.0	0	August	5.44	7	10	0	36	139.0	84
3.31	0	0	1	5	16.1	6	September	4.93	5	7	4	41	171.2	94
—	0	0	0	0	0.0	0	October	7.36	0	1	0	2	7.1	6

## PITCHING BREAKDOWN

2013		CAREER						by CATEGORY						
ERA	W	L	S	G	IP	ER	ERA	W	L	S	G	IP	ER	
5.93	1	5	1	12	57.2	38	Home	4.81	23	27	2	110	516.1	276
4.30	6	3	0	14	81.2	39	Road	4.46	34	37	2	122	581.2	288
5.03	4	4	0	13	68.0	38	Day	4.39	22	19	2	78	350.2	171
4.92	3	4	1	13	71.1	39	Night	4.73	35	45	2	154	747.1	393
5.24	7	6	0	19	111.2	65	Pre-ASG	4.24	44	35	0	133	694.2	327
3.90	0	2	1	7	27.2	12	Post-ASG	5.29	13	29	4	99	403.1	237
5.14	7	8	0	23	133.0	76	Starter	4.68	54	61	0	175	1004.1	522
1.42	0	0	1	3	6.1	1	Reliever	4.04	3	3	4	57	93.2	42

## BALLPARK BREAKDOWN

	ERA	W	L	S	G	IP	ER
Angel Stadium	4.34	1	2	0	3	18.2	9
AT&T Park	2.35	0	1	0	5	30.2	8
Ballpark at Disney	4.50	1	0	0	1	6.0	3
Busch Stadium	6.75	1	2	0	3	14.2	11
Camden Yards	4.89	5	9	1	25	127.0	69
Chase Field	3.96	2	1	0	6	25.0	11
Citi Field	6.91	0	2	0	3	14.1	11
Citizens Bank Park	5.11	1	1	0	2	12.1	7
Comerica Park	6.00	1	0	1	4	12.0	8
Coors Field	4.95	13	14	1	49	267.1	147
Dodger Stadium	4.82	0	3	0	7	28.0	15
Fenway Park	4.63	1	1	1	8	23.1	12
Globe Life Park	9.82	0	1	0	2	7.1	8
Great American	7.36	0	1	0	2	11.0	9
Kauffman Stadium	5.40	0	2	0	4	15.0	9
Marlins Park	6.00	0	0	0	1	6.0	4
Metrodome	4.50	1	0	0	1	6.0	3
Miller Park	1.35	3	0	0	4	26.2	4
Minute Maid Park	2.57	1	0	0	2	14.0	4
Nationals Park	3.18	5	0	0	6	39.2	14
O.co Coliseum	1.80	4	0	0	5	20.0	4
Original Yankee Stadium	5.48	1	2	0	6	21.1	13
PETCO Park	3.26	3	1	0	5	30.1	11
PNC Park	4.19	2	2	0	4	19.1	9
Progressive Field	7.02	0	2	0	5	16.2	13
Rogers Centre	5.72	1	1	0	6	28.1	18
Safeco Field	4.34	1	1	0	4	18.2	9
Sun Life Stadium	4.82	1	2	0	4	18.2	10
Target Field	13.50	0	0	0	1	4.0	6
Tropicana Field	5.47	1	6	0	34	102.0	62
Turner Field	4.56	1	2	0	4	23.2	12
U.S. Cellular Field	4.95	1	2	0	5	20.0	11
Wrigley Field	2.35	4	1	0	7	46.0	12
Yankee Stadium	3.00	1	2	0	4	24.0	8

## FIELDING STATISTICS

Pitcher	Year	Pct.	G	PO	A	E	TC	DP
2006	1,000	9	2	7	0	9	1	
2007	.923	24	8	4	1	13	1	
2008	1,000	40	7	5	0	12	0	
2009	1,000	34	11	20	0	31	1	
2010	.971	30	11	23	1	35	3	
2011	.974	32	11	27	1	39	0	
2012	.964	20	4	23	1	28	1	
2013	1,000	26	4	7	0	11	0	
<b>Totals</b>	<b>.978</b>	<b>215</b>	<b>58</b>	<b>116</b>	<b>4</b>	<b>178</b>	<b>7</b>	

## HAMMEL'S CAREER BESTS

**Low Hit Complete Game:** 1, June 16, 2012 at Atlanta

**Innings Pitched:** 9.0, June 16, 2012 at Atlanta

**Strikeouts:** 10 (three times), last: June 22, 2012 vs. Washington

**Pitches:** 118, August 25, 2009 vs. Los Angeles (NL)

**Longest Winning Streak:** 6, May 27 to July 10, 2010

**Longest Losing Streak:** 6 (twice), last: June 1 to July 28, 2013

**Longest Scoreless Streak:** 28.1, June 1 to 24, 2010

**RIGHT-HANDED PITCHER****Height/Weight:** 6-4 / 185**Bats/Throws:** Right / Right**Birthdate:** June 21, 1989**Opening Day Age:** 24**Birthplace/Resides:** San Diego, California / San Diego, California**Major League Service:** None**Obtained:** Signed to a minor league contract, November 18, 2013**Contract Status:** First year of a one-year contract through 2014.**NON-ROSTER INVITEE****CAREER HIGHLIGHTS**

Compiled a 16-30 record, 11 saves and a 3.59 ERA in 171 games, including 59 starts, in seven seasons in the St. Louis Cardinals organization before signing a minor league contract with the A's following the 2013 season...has 466 strikeouts in 449.1 career innings...has yielded just 30 home runs, an average of 0.60 per nine innings...pitched exclusively in relief for the first time in 2013...was a member of the Texas League Champion Springfield Cardinals in 2012.

**2013 HIGHLIGHTS**

Combined for a 1-4 record, eight saves and a 4.12 ERA in a career-high 54 appearances with Double-A Springfield and Triple-A Memphis in his seventh and final season in the St. Louis Cardinals organization...it was the first time in his career he pitched exclusively in relief...the saves were a career-high as he had just three over his first six professional seasons...all eight saves came at Springfield, which led the team...struck out 75 batters in 67.2 innings, an average of 9.98 per nine innings...walked just 18 for a strikeout-to-walk ratio of 4.17...allowed a .228 opponents batting average, including .223 (35-for-157) against right-handed hitters compared to .237 (23-for-97) against left-handers...did not walk a batter to lead off an inning and held the opposition to a .154 batting average in that situation...yielded a .181 batting average with the bases empty, .318 with runners on...including .360 with runners in scoring position...compiled a 2.89 ERA over his first 29 games before his first promotion to Memphis June 24...then logged a 5.64 over his final 25 outings...converted 8-of-13 (61.5%) save opportunities...allowed 3-of-10 (30.0%) inherited runners to score...tossed at least one inning in 47 of his 54 appearances, including two or more 14 times...pitched for Lara in the Venezuelan Winter League following the season and posted a 9.31 ERA in nine relief appearances.

**MINORS:** Began the season at Springfield where he went 1-4 with a 3.64 ERA and .217 opponents batting average in 39 appearances...struck out 61 in 47.0 innings (11.68 per nine innings)...had a 2.39 ERA and .174 opponents batting average in 22 appearances at home compared to a 5.23 ERA and .265 opponents average in 17 outings on the road...did not allow a run or walk a batter in nine day games (13.2 ip)...allowed a season-high five runs on a season-high five hits in 0.1 innings in his third outing of the season April 9 at San Antonio...then struck out a season-high three batters in his next appearance April 12 against Corpus Christi, his first of eight three-strikeout games...tossed a season-high 3.0 perfect innings of relief April 21 at Arkansas for his first win of the season...had a 3.86 ERA in nine games in April...then logged a 1.72 ERA and .170 opponents batting average in 11 games in May...tallied four of his eight saves over a nine-game stretch from June 1 to 23...yielded his first home run June 6 against Arkansas after a season-opening 22-game, 29.2-inning homerless streak...was promoted to Memphis the first time June 24 and appeared in just one game on June 25 against Iowa (1.0 ip, 1 so) before returning to Springfield June 28...allowed at least one run in five of his next 10 games (6.52 ERA) before going back to Memphis July 30...walked a season-high two batters in his final Double-A outing July 28 against Northwest Arkansas...compiled a 5.23 ERA in 15 games overall at Memphis...that included a 1.08 ERA in six games at home compared to a 8.03 ERA in nine games on the road...logged a 6.19 ERA in 12 games in August...had walked just 10 batters over his first 45 games and 55.0 innings through Aug. 11...then issued eight walks in 12.2 innings over his final nine contests.

## CAREER

**2012**—Spent the entire season at Double-A Springfield where he went 2-3 with a save and a 4.31 ERA in 37 games, including one start...allowed a .281 opponents batting average, including .250 against left-handed hitters compared to .295 against right-handers...opponents batted .167 with runners in scoring position and two outs...compiled a 2.89 ERA and allowed just 1-of-7 (14.3%) inherited runners to score in 13 games before the All-Star Break...then logged a 5.22 ERA and allowed 5-of-10 (50.0%) inherited runners to score in 24 appearances after the break...allowed 6-of-17 (35.3%) inherited runners to score overall...had a 2.21 ERA in the eighth inning or later, a 5.86 ERA in innings one through seven...four of the five home runs he allowed were solo shots...opponents hit .311 when leading off an inning...began the season on the disabled list with a fractured left elbow...was reinstated May 18 and made his lone start of the season in his first outing May 19 against Tulsa (3.0 ip, 2 h, 2 bb, 2 so)...combined with three other pitchers on a six-hit shutout...struck out a season-high five batters in 2.1 scoreless innings in his first relief appearance May 24 at San Antonio...had a 10-game stretch from June 24 to July 22 when he held the opposition scoreless nine times (1.46 ERA)...matched his season-high with 3.0 scoreless innings July 13 against Northwest Arkansas...was credited with his lone save of the season July 22 against Northwest Arkansas...inherited a bases loaded situation but recorded the final two outs in an 8-3 win...matched his season-high with five strikeouts Aug. 18 against Corpus Christi...had a win and a 6.00 ERA (3.0 ip, 2 h, 2 r, 2 er, 1 bb, 5 so, 1 so) in three postseason appearances for the Texas League Champion Cardinals...also went 1-0 with a 1.29 ERA in six games with Lara in the Venezuelan Winter League following the season.

**2011**—Missed nearly half of the season with an elbow injury...went 2-6 with a 4.94 ERA in 11 starts with Double-A Springfield...was placed on the disabled list May 17 with a strained right elbow...made two rehab starts with the Gulf Coast League Cardinals on Aug. 1 and 6, going 0-1 with a 3.00 ERA, before he was reinstated from the DL and transferred to Single-A Palm Beach Aug. 11...made one start with the Cardinals, tossing 4.0 shutout innings, before he was sent back to Springfield Aug. 17...was 2-7 with a 4.54 ERA in 14 starts overall...allowed a .267 opponents batting average, including .228 against right-handed hitters compared to .315 against left-handers...opponents hit .207 when leading off an inning...was 1-4 with a 6.14 ERA in seven starts before the injury, 1-3 with a 2.51 ERA in seven starts following his return...had a 1.67 ERA in the first two innings of his starts compared to a 6.57 ERA from the third inning on...struck out a season-high six batters April 16 against Frisco and April 28 at Northwest Arkansas...tossed a season-high 7.0 scoreless innings and allowed just two hits for his first win of the season May 4 at Northwest Arkansas (2 bb, 4 so)...was named Texas League Pitcher of the Week for the week of May 2 to 8 for his efforts...earned TL Pitcher of the Week honors for a second time for the week of Aug. 22 to 28 after combining on a two-hit, 9-0 shutout for his second win of the season Aug. 26 against Northwest Arkansas (6.0 ip, 1 h, 2 bb, 4 so).

**2010**—Spent most of the season at Single-A Quad Cities of the Midwest League where he went 5-4 with a save and a 2.83 ERA in 18 games, 11 starts...was transferred to Single-A Palm Beach of the Florida State League July 22 and was 3-3 with a 3.27 ERA in eight starts...combined for an 8-7 record and a 2.99 ERA in 26 games, 19 starts, overall...struck out 127 batters in 111.1 innings, an average of 10.27 per nine innings...yielded just three home runs, including none in 41.1 innings at Palm Beach...had career highs in wins, losses, games started, innings pitched and strikeouts...the strikeouts ranked fourth in the St. Louis farm system...allowed a .233 opponents batting average, including .187 against right-handed hitters compared to .293 against left-handers...opponents hit .220 with runners in scoring position...was 8-4 with a 2.84 ERA in his 11 starts, 0-3 with a 3.57 ERA in his seven relief appearances...his teams were 13-6 (.684) in his starting assignments...allowed one run or fewer in 11 of his 19 starts, including no runs eight times...compiled a 1.50 ERA over his first seven games through May 9...struck out a season-high nine batters in his final Quad Cities start July 16 against Lake County...had a three-game winning streak from Aug. 3 to 20 (2.35 ERA)...matched his season-high with 7.0 innings and nine strikeouts in his final start Sept. 1 at Fort Myers.

**2009**—Spent the entire season at Batavia of the Short-Season New York-Penn League...went 1-6 with a 3.98 ERA in 15 games, including 10 starts...allowed just four home runs in 61.0 innings, an average of 0.59 per nine innings...allowed a .243 opponents average, including .233 against right-handed hitters compared to .257 against left-handers...surrendered all four of his home runs to righties...was 1-4 with a 3.64 ERA in his 10 starts, 0-2 with a 4.74 ERA in five relief appearances...never tossed more than 5.0 innings in an assignment...began the season with a 50-game suspension for a violation of the minor

league drug testing program...was reinstated June 2...combined on a three-hit, 7-0 shutout in his first start June 23 against Williamsport (4.0 ip, 2 h, 1 bb, 4 so)...tossed 5.0 innings for his only win in his next start June 29 at Williamsport (4 h, 1 r, 1 bb, 6 so)...then went 0-6 with a 4.67 ERA over his final 13 games...had a 1.10 ERA over a four-game stretch from Aug. 4 to 22 but did not have any decisions over that span.

**2008**—Combined for a 1-2 record with one save, a 2.77 ERA and .240 opponents batting average in 15 games, 12 starts, for Johnson City and Quad Cities...struck out 73 batters in 65.0 innings (10.11 per nine innings)...surrendered just three home runs, an average of 0.42 per nine innings...held the opposition to a .107 average with runners in scoring position and two outs...had a 10.80 ERA over his first three games...then logged a 1.26 ERA over his final 12 contests...began the season in the extended spring training and joined Johnson City of the Appalachian Rookie League June 17...recorded his first professional save with 4.0 scoreless innings at Danville July 18...struck out a season-high 11 batters in 5.0 scoreless innings Aug. 8 against Greenville for his only win (1 h, 0 bb)...was promoted to Quad Cities of the Midwest League Aug. 12...allowed one earned run in each of his four starts.

**2007**—Began his professional career with the Cardinals affiliate in the Gulf Coast Rookie League...went 1-1 with a 2.32 ERA and .237 opponents batting average in 10 games, including three starts...struck out 47 in 31.0 innings (13.65 per nine innings)...surrendered just one home run...held left-handed hitters to a .071 batting average...made his debut June 26 against the Marlins (1.0 ip., 1 h, 1 bb, 1 so)...recorded his first win July 27 at the Nationals with 4.0 scoreless innings of relief (1 h, 1 bb, 5 so)...struck out 11 in 4.0 innings of relief in his final game Aug. 17 against the Dodgers.

## PERSONAL/MISCELLANEOUS

James Deryk Hooker...graduated from Mira Mesa High School in San Diego, California.

### LIFETIME PITCHING RECORD

Year	Club	W	L	ERA	G	GS	CG	SHO	SV	IP	H	R	ER	HR	HB	BB	IBB	SO	WP	BK
2007	GCL Cardinals	1	1	2.32	10	3	0	0	0	31.0	28	13	8	1	0	11	0	47	2	0
2008	Johnson City	1	1	3.38	11	8	0	0	1	42.2	38	20	16	1	2	14	0	55	5	0
	Quad Cities	0	1	1.61	4	4	0	0	0	22.1	20	5	4	2	1	6	0	18	1	0
2009	Batavia	1	6	3.98	15	10	0	0	0	61.0	56	30	27	4	6	23	0	53	4	0
2010	Quad Cities	5	4	2.83	18	11	0	0	1	70.0	58	26	22	3	5	22	0	88	5	1
	Palm Beach	3	3	3.27	8	8	0	0	0	41.1	39	18	15	0	3	14	0	39	2	0
2011	GCL Cardinals	0	1	3.00	2	2	0	0	0	3.0	5	2	1	0	0	0	0	4	0	0
	Palm Beach	0	0	0.00	1	1	0	0	0	4.0	3	0	0	0	0	0	0	5	0	0
	Springfield	2	6	4.94	11	11	0	0	0	58.1	58	34	32	8	5	18	0	39	3	0
2012	Springfield	2	3	4.31	37	1	0	0	1	48.0	52	27	23	5	3	17	0	43	9	0
2013	Springfield	1	4	3.64	39	0	0	0	8	47.0	38	19	19	4	2	10	1	61	4	0
	Memphis	0	0	5.23	15	0	0	0	0	20.2	20	12	12	2	0	8	2	14	0	0
<b>Minor League Totals</b>		<b>16</b>	<b>30</b>	<b>3.59</b>	<b>171</b>	<b>59</b>	<b>0</b>	<b>0</b>	<b>11</b>	<b>449.1</b>	<b>415</b>	<b>206</b>	<b>179</b>	<b>30</b>	<b>27</b>	<b>143</b>	<b>3</b>	<b>466</b>	<b>35</b>	<b>1</b>

### CAREER TRANSACTIONS

**2007** — Selected by the St. Louis Cardinals organization in the 7th round of the First-Year Player Draft. **2013** — Elected free agency, November 4; signed by the Oakland Athletics to a minor league contract, November 18.

### FRANCHISE MONTHLY BESTS

Wins	Losses	Highest Winning Pct.	Lowest Winning Pct.
26 July, 1931	28 July, 1916	.857 (24-4) August, 2002	.067 (2-28) July, 1916
25 July, 1928	27 September, 1940	.857 (18-3) April, 1981	.077 (1-12) April, 1951
24 August, 2002	27 September, 1915	.852 (23-4) May, 1931	.103 (3-26) August, 1943
24 July, 1929	26 August, 1960	.821 (23-5) August, 1914	.130 (3-20) July, 1938
23 August, 1971	26 August, 1945	.815 (22-5) May, 1929	.136 (3-19) June, 1916
23 May, 1931	26 August, 1943	.810 (17-4) Sept., 2001	.143 (4-24) June, 1920
23 July, 1930	25 July, 1936	.800 (20-5) May, 1910	.156 (5-27) Sept., 1915
23 August, 1914	25 August, 1938	.792 (19-5) July, 2012	.167 (4-20) August, 1915
22 five times	24 June, 1979	.788 (26-7) July, 1931	.167 (2-10) April, 1966
	24 June, 1920	.778 (21-6) Sept., 1911	.167 (2-10) April, 1935
		.778 (21-6) August, 2006	

**RIGHT-HANDED PITCHER****Height/Weight:** 6-3 / 210**Bats/Throws:** Right / Right**Birthdate:** December 21, 1982**Opening Day Age:** 31**Birthplace/Resides:** Nacogdoches, Texas / Tyler, Texas**Major League Service:** 3 years, 93 days**Obtained:** Signed to a minor league contract, October 29, 2013**Contract Status:** First year of a one-year contract through 2014.**NON-ROSTER INVITEE****CAREER HIGHLIGHTS**

Has compiled a 16-23 record and a 5.31 ERA in 97 games, including 51 starts, in eight seasons with New York-NL (2006-07), Minnesota (2008-09), Kansas City (2010), Chicago-AL (2011-12) and Houston (2013)...became just the 21st pitcher in Major League history to toss a perfect game April 21, 2012 at Seattle...tied a career-high with nine strikeouts in what was a 4-0 shutout against the Mariners at Safeco Field...was also a member of the A's organization from Dec. 17, 2010, when he was claimed off waivers from Kansas City, through Jan. 18, 2011, when he was claimed off waivers by Chicago...appeared in just 26 games over his first five seasons before going 14-14 with a 4.79 ERA in 54 games, including 42 starts, in two seasons with the White Sox...was the Mets' first round pick and the third overall selection in the 2004 draft and was signed to a Major League contract Jan. 13, 2005...is 43-47 with a 4.50 ERA (366 er in 731.2 ip) in 153 games, 130 starts, as a minor leaguer.

**2013 HIGHLIGHTS**

Split his season between Houston and Triple-A Oklahoma City...was on the Astros' Opening Day roster and went 0-8 with a 7.90 ERA in 17 games, including seven starts, over two stints...the ERA was the highest mark in the majors in 2013 and the highest in Houston history among pitchers with 50 or more innings pitched...using the same minimum, he had the second highest opponents slugging percentage in the majors (.575), fourth highest opponents batting average (.322) and seventh highest opponents on-base percentage (.375)...the slugging percentage was a career-high...his opponents batting average included a mark of .189 (20-for-106) against right-handed hitters compared to .433 (55-for-127) against left-handers...his career splits are .229 (146-for-637) against righties compared to .303 (252-for-833) against lefties...allowed a .375 average with runners in scoring position...opponents hit .361 against him over his first 45 pitches in a game, .244 after that...was 0-7 with an 8.82 ERA and .349 opponents batting average in his seven starts compared to 0-1 with a 6.43 ERA and .274 opponents average in 10 relief appearances...received just three runs of support in his seven starting assignments (0.80 RSA), including five starts with no run support...allowed 4-of-14 (28.6%) inherited runners to score...first batters faced were 3-for-9 (.333) with a sacrifice hit...has a .390 (16-for-41) opponents batting average against first batters faced in his career...was 0-4 with an 11.17 ERA in eight games at Minute Maid Park, 0-4 with a 6.11 ERA in nine games on the road...the Astros were 0-7 in his starting assignments...tossed six or more innings three times, allowed two runs or fewer twice and walked two batters or fewer five times.

**HOUSTON:** Began the season as the Astros number three starter and compiled a 2.89 ERA over his first three starts, all losses...Houston was shutout in two of those three starts...tossed a season-high 7.0 innings April 14 at Los Angeles (AL) and allowed just two runs in a 4-1 loss...then logged a 16.20 ERA and .443 opponents batting average over his final four starts...allowed a season-high eight runs on eight hits and retired just one batter in a 19-6 loss to Cleveland April 20...then had season-highs in hits (10), walks (3) and strikeouts (5) April 25 at Boston...finished April with an 0-6 record and a 7.58 ERA in six starts...became just the second major leaguer since at least 1916 to lose six games in the month of April (Dave Stewart, 1984 with Texas)...made his seventh and final start May 5 against Detroit...surrendered a season-high three home runs in 4.0 innings and matched his high in runs (8) and walks (3)...tossed 1.1 scoreless inning of relief May 9 against Los Angeles (AL) but then allowed five runs in 0.2 innings for his eighth loss of the season May 11 against Texas and was designated for assignment the next day...the eight-game losing streak is the longest of his career and it tied for the longest in the American League in

2013 (Jerome Williams, LAA)...was outrighted to Oklahoma City May 14 but returned to Houston Aug. 13...finished the season with the Astros, compiling a 4.74 ERA and .250 opponents average in eight appearances, all in relief...allowed at least one run in seven of those outings...tossed two or more innings in six of those appearances, including 3.2 innings Sept. 6 at Oakland and Sept. 17 against Cincinnati.

**OKLAHOMA CITY:** Was 2-4 with a 4.68 ERA in 20 games, including seven starts, with Triple-A Oklahoma City...hit 12 batters in 50.0 innings...allowed a .285 opponents batting average, including .275 (28-for-102) against right-handed hitters compared to .296 (29-for-98) against left-handers...surrendered five of his seven home runs to lefties for a .612 slugging percentage...righties slugged .412...six of the seven home runs he allowed were solo shots...went 0-4 with a 4.64 ERA in his seven starts compared to 2-0 with a 4.76 ERA in 13 relief appearances...allowed his only inherited runner to score...was 1-3 with a 6.75 ERA in eight home games, 1-1 with a 3.30 ERA in 12 contests on the road...the RedHawks were 0-7 in his starting assignments...tossed more than five innings in just one of his starts...three of his first four appearances came in relief...then made six starts over a nine-game stretch from June 4 to July 12, but went 0-4 with a 5.17 ERA over that span...allowed a season-high six runs in 4.2 innings June 10 against Iowa...tossed 5.0 scoreless innings and struck out a season-high six June 19 at New Orleans but had a no decision in a 4-3 loss...fired a season-high 7.0 innings June 24 against Omaha...yielded a season-high 10 hits in 5.0 innings June 30 at Nashville...made his final start of the season and was charged with his final loss July 12 against New Orleans...walked a season-high four batters in 2.2 innings...then went 2-0 with a 2.38 ERA over his final seven games...did not allow a run from July 19 to Aug. 1 (8.0 ip)...including 3.0 scoreless innings July 24 at Omaha for his first win of the season...it was his longest outing as a reliever.

## CAREER

**2012**—Began the year in Chicago's starting rotation before transferring over to the bullpen in August...posted a 5-5 record with a 6.44 ERA in 26 games, including 16 starts...in 14 games, eight starts, away from the hitter-friendly confines of U.S. Cellular Field, went 5-2 with a 4.67 ERA...spent the entire season on the Major League roster, but missed time on the disabled list from June 17-July 17 with a right elbow flexor strain...became just the 21st pitcher in MLB history to toss a perfect game April 21, 2012 at Seattle...tied a career-high with nine strikeouts in what was a 4-0 shutout against the Mariners at Safeco Field...joined Oakland's Dallas Braden (May 9, 2010 against Tampa Bay) as the only pitchers in ML history whose first career complete game was a perfect game (source: Elias)...threw 96 pitches, which was the fewest in a perfect game since David Cone tossed 88 July 18, 1999 vs. Montreal...Humber went to a three-ball count just once...his perfect game came in just his 30th ML start, which ranks as the third fewest starts in ML history prior to throwing a perfect game...received American League Player of the Week honors for the week of April 16-22 following his perfect game...received a congratulatory phone call from President Barack Obama and read the Top 10 List on the "Late Show with David Letterman" April 23...Governor Pat Quinn proclaimed April 28 "Philip Humber Day" in the state of Illinois...it was the third perfect game in White Sox history...made three rehab starts between Triple-A Charlotte and Double-A Birmingham, going 1-1 with a 3.65 ERA and nine strikeouts.

**2011**—Had a career year, putting up a 3.69 ERA with nine wins and a .242 opponents batting average in 26 starts with Chicago...held right-handed hitters to a .203 average, which was the sixth lowest mark in the American League...spent the entire year with the White Sox, but was on the disabled list from Aug. 19 to Sept. 3 with a facial contusion...sustained the injury after getting struck above his right eye by a line drive off the bat of Kosuke Fukudome Aug. 18...went 8-5 with a 3.10 ERA in the first half of the year...allowed three hits or less with at least 7.0 innings pitched in three straight starts from April 25 to May 6, joining Billy Pierce (May 30 to June 8, 1957) as the only pitchers in White Sox history to accomplish the feat...had a career-high, five-game winning streak from May 13 to June 19, posting a 2.89 ERA over the span...threw at least 7.0 innings in six consecutive starts from May 20 to June 19, becoming the first Chicago right-hander to do so since Jon Garland from April 10-May 17, 2007...recorded a career-high nine strikeouts in his final start of the year Sept. 28 against Toronto...made one rehab start with Triple-A Charlotte, giving up four runs in 6.1 innings.

**2010**—Went 2-1 with a 4.15 ERA and 16 strikeouts in eight appearances, including one start, with Kansas City...began the year with Triple-A Omaha before he was selected by the Royals Aug. 5...received a no decision in his only start Aug. 21 against Chicago (AL), allowing five runs on nine hits over 5.2 innings...earned his first Major League win Aug. 25 at Detroit, throwing 3.0 scoreless relief innings...



went 5-6 with a 4.47 ERA in 21 games, 20 starts, with Omaha...was designated for assignment by the Royals Dec. 15.

**2009**—Made eight relief appearances over two stints with Minnesota...began the year with the Twins before he was designated for assignment April 17...accepted his assignment and pitched for Triple-A Rochester...had his contract selected by the Twins Aug. 18 before he was outrighted off the 40-man Aug. 28...finished the season with Rochester...went 7-9 with a 5.34 ERA in 23 games, 22 starts, for the Red Wings...pitched seven games, six starts, with Ponce in the Puerto Rican Winter League following the conclusion of the season.

**2008**—Made five relief appearances with the Twins as a September call-up after getting recalled from Triple-A Rochester Sept. 2...in 31 games, 23 starts, with Rochester, went 10-8 with a 4.56 ERA and two complete games...prior to the season, was traded by the Mets to Minnesota in the Johan Santana deal Feb. 2...entered the season ranked by *Baseball America* as the No. 7 prospect with the ‘Best Curveball’ in the Mets system.

**2007**—Appeared in three games, including one start, with the Mets after getting recalled Sept. 5...made his first career start Sept. 26 against Washington...made 25 starts for Triple-A New Orleans, posting an 11-9 record with a 4.27 ERA...entered the season ranked by *Baseball America* as the No. 4 prospect with the ‘Best Curveball’ in the Mets system.

**2006**—Saw his first Major League action after he was recalled Sept. 1...pitched in two games with the Mets, making his ML debut in relief Sept. 24 against Washington...did not allow a run in 1.0 inning...combined to go 5-3 with a 2.83 ERA and 79 strikeouts in 14 games with Double-A Binghamton, Single-A St. Lucie and the Gulf Coast League Mets...began the year on the disabled list following Tommy John surgery in 2005...made one start with the Mesa Solar Sox in the Arizona Fall League following the conclusion of the season...entered the season ranked by *Baseball America* as the No. 2 prospect with the ‘Best Curveball’ in the Mets system.

**2005**—Went 2-7 with a 5.09 ERA in 15 starts between Double-A Binghamton and Single-A St. Lucie...underwent season-ending reconstructive surgery July 19 to repair a torn ulnar collateral ligament in his right elbow...the surgery was performed by Dr. James Andrews.

## **PERSONAL/MISCELLANEOUS**

Philip Gregory Humber was originally signed by Mets scout Dave Lottsfeldt...was the Mets’ first round pick and the third overall selection in the 2004 draft...was signed to a Major League contract Jan. 13, 2005...graduated from Carthage High School (TX) in 2001, where he was named the Class 4A Player of the Year as a senior and led his team to the 4A State Championship...starred at Rice University from 2002-2004...had a complete game, five-hit performance in Rice’s 14-2 win over Stanford in the 2003 College World Series championship game...received National Freshman Player of the Year honors from *Collegiate Baseball* in 2002 and was named a First Team All-American by four different media outlets in 2004...struck out a school-record 17 batters March 17, 2004 vs. Hawaii.

## LIFETIME PITCHING RECORD

Year	Club	W	L	ERA	G	GS	CG	SHO	SV	IP	H	R	ER	HR	HB	BB	IBB	SO	WP	BK
2005	St. Lucie	2	6	4.99	14	14	0	0	0	70.1	74	41	39	6	8	18	0	65	2	0
	Binghamton	0	1	6.75	1	1	0	0	0	4.0	4	3	3	0	0	2	0	2	0	0
2006	GCL Mets	0	0	6.75	1	1	0	0	0	4.0	7	3	3	0	1	1	0	7	1	0
	St. Lucie	3	1	2.37	7	7	0	0	0	38.0	24	12	10	4	3	9	0	36	1	0
	Binghamton	2	2	2.88	6	6	0	0	0	34.1	25	12	11	4	2	10	0	36	0	0
2007	NEW YORK (NL)	0	0	0.00	2	0	0	0	0	2.0	0	0	0	0	0	1	0	2	0	0
	New Orleans	11	9	4.27	25	25	0	0	0	139.0	129	70	66	21	9	44	0	120	6	1
2008	NEW YORK (NL)	0	0	7.71	3	1	0	0	0	7.0	9	6	6	1	0	2	0	2	0	0
	Rochester	10	8	4.56	31	23	2	0	0	136.1	145	76	69	21	6	49	1	106	6	0
2009	MINNESOTA	0	0	4.63	5	0	0	0	0	11.2	11	6	6	4	1	5	0	6	0	0
	MINNESOTA	0	0	8.00	8	0	0	0	0	9.0	17	8	8	1	0	9	2	9	1	0
2010	Rochester	7	9	5.34	23	22	1	0	0	119.2	135	79	71	15	8	45	3	87	4	0
	Omaha	5	6	4.47	21	20	1	1	0	118.2	131	68	59	17	6	20	1	80	2	0
2011	KANSAS CITY	2	1	4.15	8	1	0	0	0	21.2	22	10	10	1	1	7	2	16	2	0
	CHICAGO (AL)	9	9	3.75	28	26	0	0	0	163.0	151	71	68	14	6	41	2	116	9	1
2012	Charlotte	0	0	7.20	1	1	0	0	0	5.0	7	4	4	1	0	1	0	5	0	0
	CHICAGO (AL)	5	5	6.44	26	16	1	1	0	102.0	113	74	73	23	4	44	1	85	9	0
2013	Charlotte	0	1	5.68	2	2	0	0	0	6.1	8	4	4	1	0	4	0	4	0	0
	Birmingham	1	0	1.50	1	1	0	0	0	6.0	2	1	1	0	0	0	0	5	0	0
2013	HOUSTON	0	8	7.90	17	7	0	0	0	54.2	75	48	48	9	1	20	1	36	5	1
	Oklahoma City	2	4	4.68	20	7	0	0	0	50.0	57	32	26	7	12	18	1	38	6	1
<b>AL Totals</b>		<b>16</b>	<b>23</b>	<b>5.30</b>	<b>92</b>	<b>50</b>	<b>1</b>	<b>1</b>	<b>0</b>	<b>362.0</b>	<b>389</b>	<b>217</b>	<b>213</b>	<b>52</b>	<b>13</b>	<b>126</b>	<b>8</b>	<b>268</b>	<b>26</b>	<b>2</b>
<b>NL Totals</b>		<b>0</b>	<b>0</b>	<b>6.00</b>	<b>5</b>	<b>1</b>	<b>0</b>	<b>0</b>	<b>0</b>	<b>9.0</b>	<b>9</b>	<b>6</b>	<b>6</b>	<b>1</b>	<b>0</b>	<b>3</b>	<b>0</b>	<b>4</b>	<b>0</b>	<b>0</b>
<b>ML Totals</b>		<b>16</b>	<b>23</b>	<b>5.31</b>	<b>97</b>	<b>51</b>	<b>1</b>	<b>1</b>	<b>0</b>	<b>371.0</b>	<b>398</b>	<b>223</b>	<b>219</b>	<b>53</b>	<b>13</b>	<b>129</b>	<b>8</b>	<b>272</b>	<b>26</b>	<b>2</b>

## CAREER TRANSACTIONS

**2001** — Selected by the New York Yankees organization in the 29th round of the First-Year Player Draft; did not sign.  
**2004** — Selected by the New York Mets organization in the 1st round (3rd selection overall) of the First-Year Player Draft.  
**2008** — Traded to the Minnesota Twins with outfielder Carlos Gomez and pitchers Deolis Guerra and Kevin Mulvey for pitcher Johan Santana, February 2.  
**2009** — Elected free agency, October 6.  
**2010** — Signed by the Kansas City Royals to a minor league contract, January 25. Claimed off waivers by the Oakland Athletics, December 17.  
**2011** — Claimed off waivers by the Chicago White Sox, January 18. On the disabled list, August 19 to September 2; included rehabilitation assignment to Charlotte, August 30 to Sept. 2.  
**2012** — On the disabled list, June 17 to July 16; included rehabilitation assignments to Charlotte, July 1 to 10, and Birmingham, July 11 to 16. Claimed off waivers by the Houston Astros, November 30.  
**2013** — Elected free agency, October 4; signed by the Oakland Athletics to a minor league contract, October 29.

## OAKLAND 20-GAME WINNERS

Pitcher	Year	Record	Pct.	ERA	IP
Vida Blue	1971	24-8	.750	*1.82	312.0
Jim Hunter	1971	21-11	.656	2.96	274.0
Jim Hunter	1972	21-7	*.750	2.04	295.0
Vida Blue	1973	20-9	.690	3.20	263.2
Ken Holtzman	1973	21-13	.618	2.97	297.1
Jim Hunter	1973	21-5	*.808	3.34	256.0
Jim Hunter	1974	*25-12	.676	*2.49	318.0
Vida Blue	1975	22-11	.667	3.01	270.0
Mike Norris	1980	22-9	.710	2.63	284.0
Dave Stewart	1987	**20-13	.606	3.68	261.1
Dave Stewart	1988	21-12	.636	3.23	**275.2
Dave Stewart	1989	21-9	.700	3.32	257.2
Bob Welch	1990	*27-6	*.818	2.95	238.0
Dave Stewart	1990	22-11	.667	2.56	*267.0
Tim Hudson	2000	**20-6	*.769	4.14	202.1
Mark Mulder	2001	*21-8	.724	3.45	229.1
Barry Zito	2002	*23-5	.821	2.75	229.1

\* Led league  
 \*\* Tied for league lead

## VS. THE AMERICAN LEAGUE

2013		CAREER												
ERA	W	L	S	G	IP	ER	vs. TEAM	ERA	W	L	S	G	IP	ER
—	0	0	0	0	0.0	0	Baltimore	3.54	0	1	0	8	28.0	11
13.50	0	1	0	1	4.2	7	Boston	8.36	2	3	0	5	28.0	26
—	0	0	0	0	0.0	0	Chicago	11.17	0	1	0	4	9.2	12
38.57	0	1	0	2	2.1	10	Cleveland	11.52	0	3	0	9	25.0	32
18.00	0	1	0	1	4.0	8	Detroit	8.53	1	3	0	6	19.0	18
—	0	0	0	0	0.0	0	Houston	8.44	0	1	0	1	5.1	5
—	0	0	0	0	0.0	0	Kansas City	3.79	0	0	0	6	19.0	8
2.45	0	1	0	3	11.0	3	Los Angeles	4.18	0	2	0	6	23.2	11
—	0	0	0	0	0.0	0	Minnesota	9.47	2	1	0	6	19.0	20
6.00	0	1	0	1	6.0	4	New York	3.72	1	2	0	3	19.1	8
5.40	0	0	0	2	5.0	3	Oakland	3.86	2	0	0	5	21.0	9
3.86	0	1	0	2	9.1	4	Seattle	2.36	2	1	0	7	34.1	9
—	0	0	0	0	0.0	0	Tampa Bay	3.42	2	1	0	4	23.2	9
8.64	0	2	0	3	8.1	8	Texas	4.58	1	2	0	7	19.2	10
0.00	0	0	0	1	0.1	0	Toronto	4.50	0	1	0	8	24.0	12

## VS. THE NATIONAL LEAGUE

2013		CAREER												
ERA	W	L	S	G	IP	ER	vs. TEAM	ERA	W	L	S	G	IP	ER
—	0	0	0	0	0.0	0	Arizona	2.35	1	0	0	1	7.2	2
—	0	0	0	0	0.0	0	Atlanta	0.00	0	0	0	2	2.0	0
—	0	0	0	0	0.0	0	Chicago	1.35	1	0	0	2	13.1	2
2.45	0	0	0	1	3.2	1	Cincinnati	3.18	0	0	0	2	5.2	2
—	0	0	0	0	0.0	0	Los Angeles	4.50	1	0	0	2	12.0	6
—	0	0	0	0	0.0	0	Washington	5.40	0	1	0	3	11.2	7

## MONTHLY BREAKDOWN

2013		CAREER												
ERA	W	L	S	G	IP	ER	by MONTH	ERA	W	L	S	G	IP	ER
7.58	0	6	0	6	29.2	25	April	5.46	3	10	0	20	85.2	52
19.50	0	2	0	3	6.0	13	May	5.59	3	3	0	14	74.0	46
—	0	0	0	0	0.0	0	June	4.47	4	3	0	7	44.1	22
—	0	0	0	0	0.0	0	July	5.75	3	4	0	7	36.0	23
4.66	0	0	0	5	9.2	5	August	4.89	1	1	0	24	57.0	31
4.82	0	0	0	3	9.1	5	September	5.47	2	2	0	25	74.0	45

## PITCHING BREAKDOWN

2013		CAREER												
ERA	W	L	S	G	IP	ER	by CATEGORY	ERA	W	L	S	G	IP	ER
11.17	0	4	0	8	19.1	24	Home	6.20	4	13	0	45	168.1	116
6.11	0	4	0	9	35.1	24	Road	4.57	12	10	0	52	202.2	103
6.16	0	3	0	5	19.0	13	Day	4.36	7	9	0	29	126.0	61
8.83	0	5	0	12	35.2	35	Night	5.80	9	14	0	68	245.0	158
9.59	0	8	0	9	35.2	38	Pre-ASG	5.28	11	17	0	43	214.2	126
4.74	0	0	0	8	19.0	10	Post-ASG	5.35	5	6	0	54	156.1	93
8.82	0	7	0	7	33.2	33	Starter	5.20	14	21	0	51	292.1	169
6.43	0	1	0	10	21.0	15	Reliever	5.72	2	2	0	46	78.2	50

## HUMBER'S 2013 STARTS

Date	Opponent	Score	Dec	ERA	IP	H	R	ER	BB	SO	HR	#PIT
April 3	Texas	0-4	L	1.59	5.2	5	1	1	2	2	0	85
April 8	at Seattle	0-3	L	3.09	6.0	5	3	3	1	2	0	86
April 14	at Los Angeles (AL)	1-4	L	2.89	7.0	7	2	2	1	4	1	92
April 20	Cleveland	6-19	L	6.63	0.1	8	8	8	1	0	1	30
April 25	at Boston	2-7	L	7.99	4.2	10	7	7	3	5	1	88
April 30	at New York (AL)	4-7	L	7.58	6.0	9	4	4	2	2	0	94
May 5	Detroit	0-9	L	8.82	4.0	8	8	8	3	1	3	91

## BALLPARK BREAKDOWN

	ERA	W	L	S	G	IP	ER
Angel Stadium	2.31	0	1	0	3	11.2	3
Camden Yards	4.61	0	0	0	4	13.2	7
Chase Field	2.35	1	0	0	1	7.2	2
Comerica Park	7.11	1	2	0	4	12.2	10
Dodger Stadium	7.20	1	0	0	1	5.0	4
Fenway Park	6.38	2	1	0	3	18.1	13
Great American	4.50	0	0	0	1	2.0	1
Kauffman Stadium	4.37	1	0	0	7	22.2	11
Metrodome	8.10	0	0	0	5	6.2	6
Minute Maid Park	11.17	0	4	0	8	19.1	24
O.co Coliseum	4.91	1	0	0	3	11.0	6
Progressive Field	15.09	0	2	0	5	11.1	19
Rangers Ballpark	3.38	1	0	0	4	10.2	4
Rogers Centre	2.61	0	0	0	4	10.1	3
Safeco Field	2.05	1	1	0	3	22.0	5
Shea Stadium	7.50	0	0	0	3	6.0	5
Target Field	0.00	1	0	0	2	8.0	0
Tropicana Field	4.08	1	1	0	3	17.2	8
Turner Field	0.00	0	0	0	1	1.0	0
U.S. Cellular Field	5.81	3	10	0	28	127.0	82
Wrigley Field	1.35	1	0	0	2	13.1	2
Yankee Stadium	2.77	1	1	0	2	13.0	4

## FIELDING STATISTICS

Year	Pct.	G	PO	A	E	TC	DP
2006	—	2	0	0	0	0	0
2007	—	3	0	0	0	0	0
2008	1.000	5	1	1	0	2	0
2009	.500	8	0	1	1	2	0
2010	1.000	8	1	0	0	1	0
2011	.964	28	12	15	1	28	0
2012	1.000	26	8	5	0	13	0
2013	1.000	17	7	4	0	11	0
<b>Totals</b>	<b>.965</b>	<b>92</b>	<b>29</b>	<b>26</b>	<b>2</b>	<b>57</b>	<b>0</b>

## HUMBER'S CAREER BESTS

**Low Hit Complete Game:** 0, April 21, 2012 at Seattle

**Innings Pitched:** 9.0, April 21, 2012 at Seattle. As reliever: 5.1, September 18, 2008 at Tampa Bay

**Strikeouts:** 9 (three times), last: June 10, 2012 vs. Houston. As reliever: 5, August 11, 2012 vs. Oakland

**Pitches:** 115 (twice), last: April 26, 2012 vs. Boston

**Longest Winning Streak:** 5, May 13 to June 19, 2011

**Longest Losing Streak:** 8, April 3, 2013 to present

**Longest Scoreless Streak:** 13.1, August 10-September 10, 2011

**CATCHER****Height/Weight:** 6-2 / 205**Bats/Throws:** Left / Right**Birthdate:** September 19, 1983**Opening Day Age:** 30**Birthplace/Resides:** Chula Vista, California / St. Petersburg Beach, Florida**Major League Service:** 4 years, 32 days**Obtained:** Acquired from Seattle in a three-team trade in which the A's sent A.J. Cole, Blake Treinen and a PTBNL (Ian Krol) to Washington and the Nationals sent Michael Morse to Seattle, January 16, 2013**Contract Status:** First year of a one-year contract through 2014.**CAREER HIGHLIGHTS**

Is a .258 career hitter in 381 games over five seasons with three teams...that includes 272 games at catcher, 74 at designated hitter and two at first base...was originally drafted by Tampa Bay in 2003 and made his Major League debut with the Rays in 2008...also played for Tampa Bay from 2010-11 before he was traded to Seattle following the 2011 season...was dealt to Oakland prior to the 2013 season...led American League rookies in walks in 2010 (59)...has postseason experience with Rays in 2010 and 2011...started Game 4 of the 2010 ALDS with Wade Davis on the mound, making them the first rookie battery in 63 years to start in a postseason victory...earned Postseason All-Star honors as a minor leaguer in 2004 with Hudson Valley, 2005 with Southwest Michigan and 2007 with Montgomery.

**2013 HIGHLIGHTS**

Batted .271 with three home runs and 21 RBI in 70 games in a season that ended July 25 after suffering a concussion...added 38 walks for a .387 on-base percentage...the on-base percentage was fifth best in the American League among batters with 200 or more plate appearances...has a .391 on-base percentage over the last two years, which is fifth best in the AL among batters with 600 or more plate appearances...made each of his 55 starts (42 at catcher, 13 at designated hitter) against right-handed pitchers...hit .282 (51-for-181) with all 15 of his extra base hits (12 doubles, three home runs), 20 of his 21 RBI and 37 of his 38 walks against right-handers...was 5-for-26 (.192) against lefties...his career splits are .272 (258-for-948) against righties compared to .169 (25-for-148) against lefties...has hit 22 of his 23 career home runs off right-handed pitchers...batted .347 with runners in scoring position and has a .366 (45-for-123) average with RISP over the last two years, which is fourth best in the AL among batters with 100 or more plate appearances...was 4-for-21 (.190) with RISP and two outs this year...hit all three of his home runs on the road...has no home runs in 35 career games in the Coliseum...went 8-for-25 (.320) in interleague play...hit .175 when leading off an inning...batted .200 in 17 games overall at designated hitter...also appeared in one game at first base...tossed out just 2-of-30 (6.7%) attempted base stealers, which was the lowest mark in the AL among catchers with 30 or more games...was 2-for-11 (.182) with a home run, three RBI and three walks as a pinch hitter...is a .186 (11-for-59) career hitter in the pinch with 14 walks (.338 on-base percentage)...saw his most action with 28 starts in the two spot in the order...also hit .296 with a .415 on-base percentage in 14 starts in the leadoff spot.

**OAKLAND:** Was on his third consecutive Opening Day roster with his third team (Tampa Bay, 2011; Seattle, 2012)...hit his first career pinch hit home run April 9 at Los Angeles, a three-run shot off Kevin Jepsen in the seventh inning to give the A's a 7-5 lead...the three RBI were a season high...hit .360 over his first seven games but then went 19-for-87 (.218) over his next 30 contests from April 12 to May 18...made his only start against a left-handed pitcher April 19...matched his career high with three hits April 23 at Boston...also had three hits April 27 against Baltimore and June 3 at Milwaukee and now has 11 three-hit games in his career...went 0-for-2 with a strikeout in a start at catcher April 29 against Los Angeles (AL)...that would be the last time he did not reach base safely in a start at catcher all year...reached base via hit, walk or hit by pitch in each of his final 27 starts behind the plate from May 4 to July 24...that is the second longest such streak by a catcher in Oakland history (28, Gene Tenace, June 12-Sept. 25, 1973)...is hitting .299 with a .446 on-base percentage during the streak...tossed out David Murphy attempting to steal May 15 against Texas...opponents were then successful in each of their final 16 stolen base attempts off him...played first base May 24 at Houston, his second career appearance at first base (Aug. 25, 2010 at Los Angeles-AL)...had a career-high 17-game reaching base streak from May 21 to June 18...hit .345 with a .456 on-base percentage during the streak, which included

a career-high nine-game hitting streak from May 25-June 13 (14 for 38, .368)...went 1-for-6 May 25 at Houston to put his on-base percentage at .338...then went 25-for-82 (.305) with 22 walks and a hit by pitch over his final 29 games for a .453 on-base percentage...hit .235 in May but batted .349 with a .463 on-base percentage in 13 games in June...had a single, a sacrifice fly and three walks in five plate appearances against Seattle June 16...the walks matched his career-high (fifth time)...also walked three times July 23 at Houston...homedered June 18 at Texas to snap a 44-game homerless streak, which was the second longest of his career (48, June 10-Aug. 24, 2010)...went 9-for-40 (.225) over his final 16 games beginning June 19 but walked 13 times over that span for a .414 on-base percentage...was placed on the seven-day concussion disabled list July 25...was transferred to the 15-day DL Aug. 8 and missed the remainder of the season.

## CAREER

**2012**—Batted .276 with 10 home runs and 50 RBI in 108 games in his lone season with Seattle...added 56 walks for a .394 on-base percentage...the on-base percentage was fifth best among American Leaguers with 300 or more plate appearances...his batting average and on-base percentage were career-highs...also had bests in slugging (.456), doubles (19), home runs, RBI, stolen bases (5) and strikeouts...finished with more walks than strikeouts (51) for the second time in his career...batted .302 with all 10 of his home runs and 47 of his 50 RBI against right-handed pitching...hit .119 against left-handers...had a .378 average with runners in scoring position, which was second best in the AL among players with 75 or more plate appearances with RISP (Gonzalez, BOS .398)...tied for first in the AL with seven game-winning RBI in the seventh inning or later (Jones, BAL)...19 of his 50 RBI gave the Mariners the lead...hit .235 with the bases empty compared to .328 with seven of his 10 home runs with runners on base...combined to bat .243 in April and May, .312 in June and July and .268 from Aug. 1 through the end of the season...had three home runs in 49 games before the All-Star Break, seven in 59 games after the break...started 83 games, including 44 at designated hitter and 39 at catcher...did not commit an error in 43 games (278 total chances) overall behind the plate...tossed out 6-of-33 (18.2%) attempted base stealers...hit .297 while catching compared to .247 as the designated hitter...was also 6-for-18 (.333) with three walks and four RBI in the pinch...had the fourth best batting average among AL pinch hitters with 10 or more plate appearances and ranked sixth in on-base percentage (.409)...was also second in hits and tied for sixth in RBI and walks...saw his most playing time with 45 games batting clean-up...was honored as the Mariners Unsung Hero by the Seattle Chapter of the BBWAA...was on the Mariners Opening Day roster but did not appear in a game until April 11 at Texas, the seventh game of the season...hit .300 over his first 14 games through May 9...had his first of three “walk-off” RBI May 7 against Detroit with a sacrifice fly...also had the game-ending sacrifice fly Aug. 18 against Minnesota...started at catcher and hit leadoff May 9 vs. Detroit, marking the first time since 1978 that a catcher hit leadoff for the Mariners (Bob Stinson)...batted .231 over a 25-game stretch from May 11 to June 25...had a 34-game stretch from June 27 to Aug. 17 where he batted .330 with six home runs, 22 RBI and 19 walks (.442 on-base percentage)...had a “walk-off” pinch-hit single June 28 against Boston, becoming the sixth player in franchise history to break up a scoreless tie with a walk-off RBI (last: Ken Griffey Jr. Aug. 12, 2009 vs. Chicago-AL in 14th inning)...it was the 13th time in Mariners club history a player had a walk-off pinch-hit (last: Ken Griffey Jr. May 20, 2010 vs. Toronto)...finished June with a .326 batting average and .442 on-base percentage...then hit .300 with a .422 on-base percentage in July...was the catcher for Felix Hernandez’ perfect game Aug. 15 against Tampa Bay.

**2011**—Appeared in 89 games for the Rays, including 67 starts at catcher...65 of 67 starts were against right-handed starters...spent more than a month on the DL with a right oblique strain, July 10-Aug. 17...hit .224 with five home runs, 27 RBI, 15 doubles and 25 walks with Tampa Bay...started 50 of the team’s 89 games prior to his stint on the DL...missed 33 games before returning Aug. 19...hit .233 with all five of his home runs off right-handed pitching...batted .161 off lefties...started only two games against left-handed starters: June 3 at Seattle (Jason Vargas) and Aug. 29 at Toronto (Ricky Romero)...hit leadoff in six games after batting leadoff in 45 games in 2010...appeared in two games in the American League Division Series against Texas, including a start in Game 3.

**2010**—Became the 14th rookie all-time to serve as the primary catcher for a team that reached the post-season...hit leadoff while starting at catcher in 41 games...since 1901, only two players in history had started as many games catching and batting leadoff in one season: Jason Kendall, who did it five times with Oakland and Pittsburgh, and Rollie Hemsley, who did it with Cleveland in 1939...marked the most starts in major league history by a rookie catcher batting leadoff...led American League rookies and set

a franchise rookie record with 59 walks...appeared in three games in the ALDS against Texas, batting .300 (3-for-10) with a walk and RBI...started Game 4 with Wade Davis on the mound, making them the first rookie battery in 63 years to start in a postseason victory.

**2009**—Spent the entire season with Durham as the primary catcher, with the exception of one day in the majors...recalled July 12, the final game before the All-Star Break, but did not play...optioned back to Durham July 16...batted .266 with five home runs and 30 RBI in 104 games with the Bulls...hit .306 after the All-Star Break...had a .313 batting average on the road and hit .340 in August...*Baseball America* rated him as having the Best Strike-Zone Discipline in the organization entering the year.

**2008**—Appeared in five games for the Rays, starting one at catcher...recalled from Triple-A Durham Sept. 2...made his Major League debut Sept. 6 at Toronto as a pinch-hitter...recorded his first ML hit Sept. 15 vs. Boston off Chris Smith...combined to bat .273 with 20 doubles, 12 home runs and a .391 on-base percentage in 116 games with Double-A Montgomery and Durham...earned a promotion to Durham shortly after he was named to the Southern League Midseason All-Star Team...hit .271 with one home run, seven RBI and 15 walks (.444 on-base percentage) in 16 games for Caracas in the Venezuelan Winter League.

**2007**—Played in 109 games for Double-A Montgomery en route to the Southern League championship...appeared in all nine playoff games for the Biscuits and tied for the league lead with eight postseason RBI...named to the SL Midseason and Postseason All-Star teams...also tabbed as the starting catcher for the Topps Double-A All-Star Team and *Baseball America's* Double-A All-Star Team...ranked second in Southern League in batting (.316) and third in on-base percentage (.408)...named Rays minor league Player of the Month for May after hitting .374 with four home runs and 24 RBI...in August, hit at a .378 clip with four home runs and 20 RBI to earn Southern League Player of the Month honors...hit .256 with three home runs and six RBI in 13 games with Scottsdale in the Arizona Fall League.

**2006**—Named a California League Midseason All-Star with Visalia...ranked third in the Devil Rays organization with a .309 batting average...served primarily as the Oaks designated hitter as he continued to recover from a rotator cuff injury...did not appear at catcher until June 12.

**2005**—Led Southwest Michigan with a .307 batting average, which ranked sixth in the Midwest League...named a MWL Midseason and Postseason All-Star...rotator cuff surgery ended his season Aug. 7.

**2004**—Named Hudson Valley's 2004 Player of the Year after batting .302 with two home runs and 35 RBI in 57 games...recognized as a New York-Penn League All-Star...appeared in 25 games at catcher, 17 at designated hitter, 14 at first base and one at shortstop.

**2003**—Made his professional debut with Hudson Valley, batting .227 with two home runs and 20 RBI in 47 games.

## PERSONAL/MISCELLANEOUS

John Edward Jaso was originally signed by Rays scout Craig Weissman...graduated from McKinleyville (CA) High School, where he was a pitcher, catcher and shortstop for the Panthers...attended Southwestern Junior College...had a scholarship offer to the University of San Diego, but opted to sign to play professionally...is married, Shannon.

## LIFETIME PLAYING RECORD

Year	Club	AVG.	G	AB	R	H	2B	3B	HR	RBI	SH	SF	HP	BB	SO	SB	CS	SLG	OBP	E
2003	Hudson Valley	.227	47	154	20	35	7	0	2	20	2	3	4	25	26	2	0	.312	.344	8
2004	Hudson Valley	.302	57	199	34	60	17	2	2	35	0	1	3	22	32	1	0	.437	.378	5
2005	SW Michigan	.307	92	332	61	102	25	1	14	50	0	8	4	42	53	3	1	.515	.383	2
2006	Visalia	.309	95	366	58	113	22	0	10	55	0	6	3	31	48	1	2	.451	.362	7
2007	Montgomery	.316	109	380	62	120	24	2	12	71	2	5	4	59	49	2	2	.484	.408	6
2008	Montgomery	.271	85	284	51	77	13	2	7	43	1	3	6	62	33	1	0	.405	.408	12
	Durham	.278	31	108	14	30	7	0	5	24	0	0	0	10	14	1	1	.481	.339	0
	TAMPA BAY	.200	5	10	2	2	0	0	0	0	0	0	0	0	2	0	0	.200	.200	0
2009	Durham	.266	104	331	42	88	14	2	5	30	0	4	6	46	49	1	0	.366	.362	9
2010	Durham	.364	3	11	1	4	1	0	0	2	0	1	0	0	2	0	0	.455	.333	0
	TAMPA BAY	.263	109	339	57	89	18	3	5	44	1	3	2	59	39	4	0	.378	.372	5
2011	TAMPA BAY	.224	89	246	26	55	15	1	5	27	1	0	1	25	36	1	2	.354	.298	4
	Durham	.300	6	20	2	6	2	0	0	4	0	0	0	2	3	0	0	.400	.364	0
2012	SEATTLE	.276	108	294	41	81	19	2	10	50	1	5	5	56	51	5	0	.456	.394	0
2013	OAKLAND	.271	70	207	31	56	12	0	3	21	1	1	2	38	45	2	1	.372	.387	3
<b>ML Totals</b>		<b>.258</b>	<b>381</b>	<b>1096</b>	<b>157</b>	<b>283</b>	<b>64</b>	<b>6</b>	<b>23</b>	<b>142</b>	<b>4</b>	<b>9</b>	<b>10</b>	<b>178</b>	<b>173</b>	<b>12</b>	<b>3</b>	<b>.391</b>	<b>.364</b>	<b>12</b>

## CAREER TRANSACTIONS

**2003** — Selected by the Tampa Bay Devil Rays organization in the 12th round of the First-Year Player Draft. **2011** — On the disabled list, July 10 to August 17; included rehabilitation assignment to Durham, August 8 to 17. Traded to the Seattle Mariners for pitcher Josh Lueke and a player to be named later or cash, November 27. **2013** — Traded to the Oakland Athletics in a three-team trade in which Oakland traded minor league pitchers A.J. Cole and Blake Treinen and a player to be named later (Ian Krol on March 20, 3013) to the Washington Nationals and the Nationals traded outfielder Michael Morse to the Seattle Mariners, January 16. On the disabled list, July 25 to September 30.

## DIVISION SERIES RECORD

Year	Club/Opp.	AVG.	G	AB	R	H	2B	3B	HR	RBI	SH	SF	HP	BB	SO	SB	CS	SLG	OBP	E
2010	TB vs. TEX	.300	3	10	0	3	0	0	0	1	0	0	0	1	2	0	0	.300	.364	0
2011	TB vs. TEX	.000	2	4	0	0	0	0	0	0	0	0	0	0	1	0	0	.000	.000	0
<b>Totals</b>		<b>.214</b>	<b>5</b>	<b>14</b>	<b>0</b>	<b>3</b>	<b>0</b>	<b>0</b>	<b>0</b>	<b>1</b>	<b>0</b>	<b>0</b>	<b>0</b>	<b>1</b>	<b>3</b>	<b>0</b>	<b>0</b>	<b>.214</b>	<b>.267</b>	<b>0</b>

## RECENT PLAYER OF THE WEEK AWARD WINNERS

**Brandon Moss, September 1, 2013**  
**Josh Donaldson, April 28, 2013**  
**Josh Reddick, September 3, 2012**  
**Yoenis Céspedes, July 16, 2012**  
**Brandon Moss, June 18, 2012**  
 Hideki Matsui, July 25, 2011  
 Gio Gonzalez, July 4, 2011\*  
 Trevor Cahill, August 9, 2010  
 Dallas Braden, May 10, 2010  
 Mark Ellis, August 10, 2009  
 Jack Cust, May 5, 2008  
 Jack Cust and Dan Johnson, May 14, 2007  
 Frank Thomas, September 11, 2006  
 Mark Kotsay, July 17, 2006  
 Eric Chavez, May 30, 2005  
 Eric Byrnes, August 2, 2004  
 Erubiel Durazo and Scott Hatteberg, June 14, 2004  
 Miguel Tejada, August 25, 2003\*

Mark Mulder, August 4, 2003  
 Barry Zito, May 5, 2003\*  
 Scott Hatteberg, April 14, 2003  
 Tim Hudson, Sept. 9, 2002\*  
 Eric Chavez, August 19, 2002  
 David Justice, April 1, 2002  
 Mark Mulder, August 6, 2001  
 Jason Giambi, September 18, 2000\*  
 Barry Zito, September 11, 2000\*  
 Miguel Tejada, August 8, 1999\*  
 Matt Stairs, July 21, 1997  
 Geronimo Berroa, August 18, 1996  
 Scott Brosius, July 21, 1996  
 Jason Giambi, May 12, 1996  
 Scott Brosius, April 28, 1996  
 Mark McGwire, June 11, 1995  
 Geronimo Berroa, May 14, 1995  
 Bobby Witt, July 3, 1994  
 Mark McGwire, May 9, 1993  
 Carney Lansford, July 19, 1992

Jose Canseco, April 19, 1992  
 Mark McGwire, April 12, 1992  
 Rickey Henderson, Sept. 29, 1991\*  
 Jose Canseco, September 15, 1991  
 Harold Baines, June 9, 1991  
 Dave Henderson, April 21, 1991  
 Rickey Henderson, July 8, 1990  
 Dave Stewart, July 1, 1990  
 Jose Canseco, May 27, 1990  
 Rickey Henderson, May 6, 1990  
 Jose Canseco, September 3, 1989  
 Bob Welch, August 27, 1989  
 Mike Moore, June 11, 1989  
 Mark McGwire, April 9, 1989  
 Carney Lansford, August 31, 1987\*  
 Jose Canseco, July 6, 1987  
 Mark McGwire, June 29, 1987  
 Tony Phillips, May 18, 1986

\*indicates co-Player of the Week



## VS. THE AMERICAN LEAGUE

2013					CAREER					
AVG.	AB	H	HR	RBI	vs. TEAM	AVG.	AB	H	HR	RBI
.333	12	4	0	0	Baltimore	.223	94	21	2	6
.333	12	4	0	3	Boston	.262	103	27	1	18
.500	4	2	0	0	Chicago	.241	54	13	1	5
.200	10	2	0	0	Cleveland	.258	66	17	2	10
.091	11	1	0	0	Detroit	.207	58	12	0	6
.385	26	10	1	4	Houston	.359	39	14	2	8
.250	12	3	0	0	Kansas City	.205	39	8	1	5
.263	19	5	1	5	Los Angeles	.325	117	38	5	23
—	0	0	0	0	Minnesota	.265	49	13	2	7
.333	15	5	0	2	New York	.282	85	24	0	8
—	0	0	0	0	Oakland	.333	42	14	1	7
.217	23	5	0	2	Seattle	.192	52	10	0	5
.000	13	0	0	0	Tampa Bay	.194	31	6	0	0
.280	25	7	1	2	Texas	.256	82	21	4	14
—	0	0	0	0	Toronto	.229	70	16	2	12

## VS. THE NATIONAL LEAGUE

2013					CAREER					
AVG.	AB	H	HR	RBI	vs. TEAM	AVG.	AB	H	HR	RBI
—	0	0	0	0	Arizona	.200	10	2	0	1
—	0	0	0	0	Atlanta	.333	9	3	0	0
.000	3	0	0	0	Chicago	.000	3	0	0	0
—	0	0	0	0	Cincinnati	.286	7	2	0	0
—	0	0	0	0	Colorado	.333	3	1	0	1
—	0	0	0	0	Los Angeles	.250	4	1	0	0
—	0	0	0	0	Miami	.161	31	5	0	0
.429	14	6	0	2	Milwaukee	.444	18	8	0	3
—	0	0	0	0	New York	—	0	0	0	0
—	0	0	0	0	Philadelphia	—	0	0	0	0
.200	5	1	0	0	Pittsburgh	.200	5	1	0	0
—	0	0	0	0	St. Louis	.429	7	3	0	1
—	0	0	0	0	San Diego	.133	15	2	0	1
.333	3	1	0	1	San Francisco	.333	3	1	0	1
—	0	0	0	0	Washington	—	0	0	0	0

## MONTHLY BREAKDOWN

2013					CAREER					
AVG.	AB	H	HR	RBI	by MONTH	AVG.	AB	H	HR	RBI
.263	80	21	1	10	April	.273	172	47	5	33
.235	51	12	0	3	May	.245	229	56	3	25
.349	43	15	1	6	June	.264	208	55	3	22
.242	33	8	1	2	July	.273	154	42	3	21
—	0	0	0	0	August	.276	152	42	5	29
—	0	0	0	0	September	.229	170	39	4	12
—	0	0	0	0	October	.182	11	2	0	0

## BATTING BREAKDOWN

2013					CAREER					
AVG.	AB	H	HR	RBI	by CATEGORY	AVG.	AB	H	HR	RBI
.250	80	20	0	8	Home	.241	523	126	10	66
.283	127	36	3	13	Road	.274	573	157	13	76
.293	75	22	1	4	Day	.262	332	87	7	39
.258	132	34	2	17	Night	.257	764	196	16	103
.269	197	53	2	20	Pre-ASG	.258	687	177	11	88
.300	10	3	1	1	Post-ASG	.259	409	106	12	54
.192	26	5	0	1	vs. LHP	.169	148	25	1	11
.282	181	51	3	20	vs. RHP	.272	948	258	22	131
.347	49	17	1	18	RISP	.286	283	81	9	119
.286	7	2	0	5	Bases Loaded	.258	31	8	0	21
.182	11	2	1	3	Pinch Hitter	.186	59	11	1	8
.200	50	10	0	3	Designated Hitter	.260	231	60	6	32

## BALLPARK BREAKDOWN

	AVG.	AB	H	HR	RBI
Angel Stadium	.415	65	27	5	20
AT&T Park	.333	3	1	0	1
Ballpark in Arlington	.264	53	14	3	11
Camden Yards	.209	43	9	1	3
Chase Field	.500	4	2	0	1
Comerica Park	.304	23	7	0	4
Coors Field	.333	3	1	0	1
Fenway Park	.300	40	12	0	6
Kauffman Stadium	.238	21	5	0	0
Miller Park	.444	18	8	0	3
Minute Maid Park	.355	31	11	2	7
O.co Coliseum	.245	106	26	0	11
PETCO Park	.000	3	0	0	0
PNC Park	.200	5	1	0	0
Progressive Field	.231	26	6	0	3
Rogers Centre	.213	47	10	1	5
Safeco Field	.256	168	43	6	29
Sun Life Stadium	.267	15	4	0	0
Target Field	.250	20	5	1	3
Tropicana Field	.220	323	71	4	29
Turner Field	.333	9	3	0	0
U.S. Cellular Field	.240	25	6	0	2
Yankee Stadium	.244	45	11	0	3

## FIELDING STATISTICS

### Catcher


YEAR	PCT.	G	PO	A	E	TC	DP	PB
2008	1.000	3	11	1	0	12	0	0
2010	.992	96	611	30	5	646	5	7
2011	.992	82	479	26	4	509	4	4
2012	1.000	43	263	15	0	278	1	5
2013	.989	48	269	12	3	284	1	0
<b>Totals</b>	<b>.993</b>	<b>272</b>	<b>1633</b>	<b>84</b>	<b>12</b>	<b>1729</b>	<b>11</b>	<b>16</b>

### First Base

YEAR	PCT.	G	PO	A	E	TC	DP
2010	1.000	1	4	0	0	4	0
2013	1.000	1	1	0	0	1	0
<b>Totals</b>	<b>1.000</b>	<b>2</b>	<b>5</b>	<b>0</b>	<b>0</b>	<b>5</b>	<b>0</b>

## JASO'S CAREER BESTS

**Hits:** 3 (11 times), last: June 3, 2013 at Milwaukee  
**Home Runs:** 1 (23 times), last: July 24, 2013 at Houston  
**Runs Batted In:** 5, June 6, 2010 at Texas  
**Stolen Bases:** 1 (12 times), last: July 7, 2013 at Kansas City  
**Hitting Streak:** 9, May 25 to June 13, 2013  
**Hitless Streak (At Bats):** 18, September 30, 2010 to April 8, 2011  
**Game Ending RBI:** 3, August 18, 2012 vs. Minnesota (sacrifice fly), June 28, 2012 vs. Boston (single), May 7, 2012 vs. Detroit (sacrifice fly)  
**Grand Slams:** None  
**Pinch-Hit Home Runs:** 1, April 9, 2013 at Los Angeles-AL (Kevin Jepsen)  
**Inside-The-Park Home Runs:** None.  
**Lead Off Home Runs:** 2, September 4, 2010 at Baltimore (Jeremy Guthrie); August 25, 2010 at Los Angeles-AL (Dan Haren)



## RIGHT-HANDED PITCHER

**Height/Weight:** 6-6 / 240

**Bats/Throws:** Right / Right

**Birthdate:** June 27, 1983

**Opening Day Age:** 30

**Birthplace/Resides:** Johnson City, New York / Bradenton, Florida

**Major League Service:** 5 year, 165 days

**Obtained:** Acquired from the Baltimore Orioles for infielder Jemile Weeks and a player to be named later (minor league catcher David Freitas December 12), December 2, 2013

**Contract Status:** First year of a one-year contract through 2014.

## CAREER HIGHLIGHTS

Was acquired by the A's following the 2013 season after racking up 122 saves in 360 games in parts of eight seasons with the Orioles (2006-13)...leaves Baltimore ranked second on the Orioles career saves list...101 of those saves have come over the last two seasons as he led the majors with 51 saves in 2012 and tied for the ML lead with 50 in 2013...joins Rollie Fingers (1977-78) as the only pitchers in ML history to lead the majors in saves in back-to-back seasons...set an Orioles record with 35 consecutive saves from July 30, 2012 to May 10, 2013...named to the American League All-Star team in 2012...pitched in the Arizona Fall League in 2007...made his Major League debut with Baltimore in 2006 and appeared in just one game...it was the only start of his career...was named Carolina League Pitcher of the Year in 2005...was originally drafted by Baltimore in the 5th round of the 2001 draft.

## 2013 HIGHLIGHTS

Led the American League and tied Atlanta's Craig Kimbrel for the Major League lead with 50 saves...also led the majors with 51 saves in 2012 and is the second pitcher in ML history to lead the majors in saves in back-to-back seasons...the other is Rollie Fingers, who did it with San Diego in 1977 and 1978...is one of just two pitchers to lead the AL in saves in back-to-back seasons since 1986 (Francisco Rodriguez, 2005-06)...is the second reliever in ML history with back-to-back 50-save seasons...the Dodgers Eric Gagne is the other (2002-03)...Mariano Rivera is the only other reliever with two 50-save seasons in his career (2001, 04)...his 50 saves in 2013 tied for sixth most in AL history and were second most in Baltimore history to his record of 51 in 2012...was 3-8 with a 2.94 ERA in career-high 74 appearances...the appearances ranked sixth in the AL and seventh in Orioles history...was charged with a career-high and ML leading nine blown saves and his save percentage of 84.7% ranked 10th in the AL...the blown saves tied the Baltimore record (Don Aase, 1986; Mike Timlin, 1999)...opponents grounded into 17 double plays, which were the most in the majors among relievers and a career high...they were second most in Baltimore history by a reliever (Doug Sisk, 21 in 1988)...also had career-highs in losses, hit batters (7) and opponents on-base percentage (.336)...the hit batters tied the Baltimore record for a reliever...tied for the AL lead among relievers in hit batters, tied for second in losses and ranked fifth in hits (72)...allowed a .273 opponents batting average, including .266 (33-for-124) against right-handed hitters compared to .279 (39-for-140) against left-handers...allowed just three extra base hits to righties (one double, two home runs)...logged a 1.69 ERA after the All-Star Break after posting a 3.71 ERA before the break...surrendered five home runs, all solo shots...first batters faced hit .347, which was the second highest mark in the AL (Perez, SEA .353)...allowed 4-of-11 (36.4%) inherited runners to score...had a 3.48 ERA against AL East competition; combined for a 1.30 ERA against the Central and West...converted each of his 14 save opportunities against AL West teams and has a streak of 19 consecutive saves against the West dating back to Aug. 6, 2012...has a 0.93 ERA (2 er in 19.1 ip) in 20 games total over that span...compiled 1.07 ERA in 35 outings on one or two days rest, 4.66 in his other appearances...had a 1.90 ERA in 54 games at night compared to a 5.89 ERA in 20 day games...now has a 2.72 ERA in 242 career games at night (82 er in 271.0 ip) compared to a 3.91 ERA (56 er in 129.0 ip) in 118 games during the day...tossed exactly one inning in 67 of his 74 outings...his other seven outings were fewer than one inning.

### MOST SAVES, TWO CONSECUTIVE SEASONS, MLB HISTORY

- 107 Eric Gagne, 2002-03
- 102 Francisco Rodriguez, 2007-08
- 101 Jim Johnson, 2012-13**
- 100 Eric Gagne, 2003-04
- 100 John Smoltz, 2002-03

**BALTIMORE:** Posted a 0.64 ERA in 14 games in April and converted each of his 10 save opportunities...tied for the ML lead in saves in the first month of the season...then logged a 9.75 ERA in 12 appearances in May...converted each of his first 14 save opportunities and had a 0.95 ERA over his first 19 games before he was charged with his first blown save May 14 against San Diego...that snapped a streak of 35 consecutive saves dating back to July 30, 2012...it was the longest consecutive save streak in Baltimore history, breaking the previous mark of 34 set by Randy Myers (May 6 to Sept. 27, 1997)...the Padres game began a six-game stretch where he had three losses and blew four saves...allowed 12 runs in 5.0 innings over that span from May 14 to 26 (21.60 ERA) and opponents went 13-for-26 (.500)...allowed a season-high four hits on the 14th against San Diego and May 26 at Toronto...surrendered a season high five runs in 0.1 innings May 18 against Tampa Bay...did not allow a run in 13 of his 14 appearances from May 29 to June 25 (0.68 ERA) and was successful in each of his 12 save opportunities over that span...became the all-time Oriole Park at Camden Yards saves leader with his 44th, June 16 against Boston...record his 100th career save June 30 against New York (AL)...finished June with 11 saves, which tied for the ML lead and tied the Orioles record for the month (Gregg Olson, 1993)...compiled a 1.04 ERA in July...had a season-best 10.1-inning scoreless streak from July 7 to Aug. 6...then allowed one run in each of his next four contests, including a blown save in three consecutive games from Aug. 9 to 14...was credited with his 40th save of the season Aug. 23 against Oakland to become the first Oriole with two 40-save seasons...that also began a season-ending stretch where he converted each of his final 11 save opportunities...posted a 0.69 ERA in 13 games in September and issued just one walk in 13.0 innings...recorded the save in back-to-back games against Boston Sept. 28 and 29 and was a perfect 9-for-9 against the Red Sox in 2013.

## CAREER

**2012**—Set the Orioles single-season record and led the majors with 51 saves, becoming the fifth different reliever in American League history to post a 50-save season...also set club record with 63 games finished...made his first career All-Star team (1.0 ip, 1 so)...was named MLB Delivery Man of the Month for May after posting a 1.42 ERA and nine saves...broke the club single-season save record, Sept. 21 at Boston, with his 46th, passing Randy Myers (45 in 1997)...went 1-0 with a 0.36 ERA and 21 saves over his final 26 games beginning July 30...became the second fastest to 30 saves in O's history...reached it in his 95th game, July 22 at Cleveland...the previous franchise best was by Lee Smith, who did it in his 87th game, July 14, 1997)...converted 25 straight save chances from Aug. 14, 2011 to June 2, 2012, which was the second longest streak in franchise history at the time...began the season with 12 consecutive scoreless appearances (12.2 ip) from April 6-May 6...maintained an ERA under 1.00 for his first 23 games (23.0 ip) through June 22...went 2-0 with 20 saves and a 0.80 ERA in 32 games vs. the AL East, holding hitters to a .419 OPS...did not allow an earned run (10.0 ip) in nine appearances in extra-inning games...recorded at least seven saves in each full month, including his high-mark of 10 in August...had an ERA of 2.03 or lower in every month except July (11.70)...recorded 33 saves and pitched to a 3.49 ERA in 40 games on zero or one day's rest...went 2-0 with 18 saves and a 1.20 ERA in 31 games on two or more day's rest...pitched a scoreless ninth to close out the O's 5-1 win at Texas in the American League Wild Card Game...went 0-1 with two saves and a 10.38 ERA in four games in the ALDS against New York.

**2011**—Had career-highs in wins (6), innings pitched (91.0) and strikeouts (58)...ranked among America League relief leaders in innings pitched (2nd), wins (t-3rd), groundball/flyball ratio and groundball percentage (6th), games (t-7th) and walks per nine innings (10th)...lowered his season ERA from 5.14 to 2.67 in final 56 games, during which he pitched to a 2.22 ERA...did not allow a run in 50 of his 69 appearances...pitched more than 1.0 inning in 25 of his 69 appearances, including a season-high 3.0 twice (Aug. 20 at Los Angeles-AL and Sept. 5 at New York-AL)...converted his final eight save chances to end the season...allowed three home runs in his first 11 games, then did not allow a homer in his next 46 games (63.1 ip) from May 4-Sept. 2...earned seven saves and a win in his final 11 appearances...tossed 3.0 innings Aug. 20 at Los Angeles (AL), which was longest outing since April 19, 2008 against New York (AL)...struck out season-high four in 2.0 innings April 26 against Boston.

**2010**—Was limited to 26 games and 26.1 innings due to injury...opened the season with the Orioles, posting a 6.52 ERA in 10 games in April before being optioned to Triple-A Norfolk May 1...picked up his only save of the season April 18 at Oakland, one of four different O's pitchers to have a save in the team's first four wins of the year...the O's were third Major League team since the save became an official statistic in 1969 to accomplish that feat...earned his only win of 2010 April 25 at Boston...was

recalled from Triple-A Norfolk May 28 and placed on the 15-day disabled list with a right elbow inflammation...transferred to the 60-day DL July 21...reinstated from the DL Aug. 27 and logged a 1.62 ERA over his final 16 games...struck out 13 and walked just one.

**2009**—Went 10-for-16 in save opportunities, going 8-for-11 after becoming primary closer July 31...allowed eight home runs after not allowing any in 2008...earned his first save of the season, April 14 at Texas, with 2.0 scoreless innings...struck out a season-high four July 29 against Kansas City, earning his second save of the season with 2.0 scoreless innings...pitched to a 0.82 ERA in an 11-game span, April 13-May 9, lowering season ERA from 9.00 to 2.08...had a 14-game stretch in which he compiled a 0.47 ERA, May 22-June 27...went 3-3 with one save and a 3.00 ERA in the first half and 1-3 with nine saves and a 5.79 ERA in the second half...had a 0.75 ERA in nine June games...held opponents to a .207 average with runners in scoring position and two outs...pitched 11.2 scoreless innings in eight Interleague games...went 4-4 with a 3.33 ERA in 45 night games, 0-2 with a 6.27 ERA in 19 day games.

**2008**—Began the season with Triple-A Norfolk...was recalled April 11 and made his first appearance April 13 at Tampa Bay...finished sixth among American League rookies with 54 appearances despite missing the last five weeks of the season...earned his first Major League win June 2 against Boston...notched his first save April 19 with a season-high 3.1 scoreless innings vs. New York (AL)...became one of the Orioles' top relievers, posting a 2.23 ERA in 54 games before his season was cut short Sept. 1 with right shoulder impingement syndrome...was placed on the disabled list Sept. 8, retroactive to Sept. 1...did not allow a HR all season and did not allow a run in his first 10 games.

**2007**—Made one relief appearance in two brief stints with the Orioles and spent the remainder of the season at Triple-A Norfolk...was recalled April 24 when Scott Williamson was placed on the disabled list...gave up two runs on three hits in 2.0 innings against Boston April 25 and was optioned to Norfolk April 29...rejoined the Orioles Aug. 23 when Garrett Olson was optioned and did not appear in a game, being optioned to Norfolk the next day...went 6-12 with a 4.07 ERA in 26 games, including 25 starts, for Norfolk, leading the Tides in starts, innings pitched and complete games (2)...tied for second in the International League in losses but also ranked among the league leaders in complete games (t-6th), starts (t-8th) and innings pitched (t-10th)...pitched in the Arizona Fall League, going 1-0 with a 0.93 ERA in 7 games for the Phoenix Desert Dogs.

**2006**—Was recalled from Double-A Bowie July 29 to make one start for the Orioles, a 13-11 loss to Chicago (AL) in his major debut (3.0 ip, 13 baserunners)...was optioned back to Bowie the next day...Led Bowie in wins (13), innings pitched (156.0) and strikeouts (124) and tied for the lead with 26 starts...topped Orioles farmhands in wins for the second straight season...also tied for second in innings pitched and finished fifth in strikeouts...won his last four starts for the Baysox to finish tied for third in the Eastern League with 13 wins...was sixth in the league in innings pitched and tied for eighth in strikeouts...was named to the Eastern League All-Star team...pitched a scoreless inning in relief to preserve the South's lead, allowing a hit and striking out one batter...was 9-5 with a 4.13 ERA in 21 games for Bowie when he was recalled by the Orioles July 29...went 4-1 with a 5.50 ERA in six starts after returning to the Baysox following his start for the Orioles.

**2005**—Was named Carolina League Pitcher of the Year and earned the Jim Palmer Prize as the top pitcher in the Orioles farm system...led the league in strikeouts (168), tied for second in wins (12), ranked third in ERA (3.49) and fourth in innings pitched (159.2)...except for one fill-in start for Double-A Bowie, spent the season with Frederick, helping the Keys win their first CL title since 1990...led Orioles minor leaguers in wins (12) and strikeouts (174)...was eighth among all minor leaguers in strikeouts...struck out a season-high 11 batters in a 7-inning win on July 5 at Lynchburg...went 1-1 in the Carolina League playoffs...beat Lynchburg in the semifinals, allowing one earned run in 5.1 innings, but lost his start in the championship series at Kinston, allowing four runs in 6.0 innings.

**2004**—Spent the majority of the season at Single-A Delmarva and tied for third on the team with eight wins...went 3-1 with a 1.85 ERA in five starts in June...had three outings of at least 7.0 scoreless innings on the year...was named Organizational Pitcher of the Month in July after going 3-2 with a 3.65 ERA in six starts...made one start at Single-A Frederick in August...missed the final two weeks of the season with mononucleosis.

**2003**—Spent his second straight season at Rookie League Bluefield...after going winless in his first five starts, earned his first victory July 23 at Johnson City, pitching 5.0 scoreless innings...posted a 1.93 ERA in July.

**2002**—Started 9 of 11 outings for Bluefield...pitched 5.0 or more innings in each of his nine starts on the year.

**2001**—Spent his first professional season with the Gulf Coast Orioles...Made his first three appearances in relief before starting his final four games.

## PERSONAL/MISCELLANEOUS

James Robert Johnson was originally signed by Orioles scout Jim Howard... is a 2001 graduate of Union-Endicott (NY) HS...had his high school jersey retired following the 2010 season...is married, Elizabeth...has a daughter, Abigail, and a son, Levi.

## LIFETIME PITCHING RECORD

Year	Club	W	L	ERA	G	GS	CG	SHO	SV	IP	H	R	ER	HR	HB	BB	IBB	SO	WP	BK
2001	GCL Orioles	0	1	3.86	7	4	0	0	0	18.2	17	10	8	3	2	7	1	19	1	0
2002	Bluefield	4	2	4.37	11	9	0	0	0	55.2	52	36	27	5	3	16	2	36	1	1
2003	Bluefield	3	2	3.68	11	11	0	0	0	51.1	62	24	21	2	4	18	0	46	4	1
2004	Delmarva	8	7	3.29	20	17	0	0	0	106.2	97	44	39	9	9	30	1	93	6	0
2005	Frederick	12	9	3.49	28	27	2	0	1	159.2	139	77	62	11	19	64	2	168	5	1
	Bowie	0	0	0.00	1	1	0	0	0	7.0	3	0	0	0	1	2	0	6	0	0
2006	Bowie	13	6	4.44	27	26	0	0	0	156.0	165	80	77	13	11	57	0	124	6	0
	BALTIMORE	0	1	24.00	1	1	0	0	0	3.0	9	8	8	1	1	3	0	0	0	0
2007	Norfolk	6	12	4.07	26	25	2	0	0	148.0	164	79	67	15	12	48	2	109	6	0
	BALTIMORE	0	0	9.00	1	0	0	0	0	2.0	3	2	2	0	0	2	0	1	0	0
2008	Norfolk	0	1	2.25	1	1	0	0	0	4.0	2	1	1	0	1	1	0	2	0	0
	BALTIMORE	2	4	2.23	54	0	0	0	1	68.2	54	18	17	0	3	28	3	38	1	1
2009	BALTIMORE	4	6	4.11	64	0	0	0	10	70.0	73	32	32	8	3	23	3	49	2	1
2010	GCL Orioles	0	0	6.75	4	4	0	0	0	4.0	5	3	3	2	0	1	0	5	0	0
	Frederick	0	0	3.00	2	0	0	0	0	3.0	6	1	1	1	0	0	0	1	0	0
	Bowie	0	0	1.80	4	1	0	0	0	5.0	2	1	1	0	0	0	0	6	0	0
	Norfolk	0	0	0.00	1	0	0	0	0	1.0	1	0	0	1	0	0	0	0	0	0
	BALTIMORE	1	1	3.42	26	0	0	0	1	26.1	32	11	10	2	1	5	1	22	4	0
2011	BALTIMORE	6	5	2.67	69	0	0	0	9	91.0	80	30	27	5	2	21	3	58	2	1
2012	BALTIMORE	2	1	2.49	71	0	0	0	51	68.2	55	21	19	3	3	15	1	41	1	0
2013	BALTIMORE	3	8	2.94	74	0	0	0	50	70.1	72	26	23	5	7	18	4	56	2	0
<b>ML Totals</b>		<b>18</b>	<b>26</b>	<b>3.11</b>	<b>360</b>	<b>1</b>	<b>0</b>	<b>0</b>	<b>122</b>	<b>400.0</b>	<b>378</b>	<b>148</b>	<b>138</b>	<b>24</b>	<b>20</b>	<b>115</b>	<b>15</b>	<b>265</b>	<b>12</b>	<b>3</b>

## CAREER TRANSACTIONS

**2001** — Selected by the Baltimore Orioles organization in the 5th round of the First-Year Player Draft. **2008** — On the disabled list, Sept. 1 to October 1. **2010** — On the disabled list, May 28 to August 26; included rehabilitation assignments to GCL Orioles, August 2 to 11, Bowie, August 12 to 13 and August 20 to 26, and Frederick, August 14 to 19. **2013** — Traded to the Oakland Athletics for infielder Jemile Weeks and a player to be named later (minor league catcher David Freitas on December 12), December 2.

## WILD CARD RECORD

Year	Club/Opp.	W	L	ERA	G	GS	CG	SHO	SV	IP	H	R	ER	HR	HB	BB	IBB	SO	WP	BK
2012	BAL vs. TEX	0	0	0.00	1	0	0	0	0	1.0	2	0	0	0	0	1	0	0	0	0

## DIVISION SERIES RECORD

Year	Club/Opp.	W	L	ERA	G	GS	CG	SHO	SV	IP	H	R	ER	HR	HB	BB	IBB	SO	WP	BK
2012	BAL vs. NYY	0	1	10.38	4	0	0	0	2	4.1	6	6	5	2	0	0	0	4	0	0

## ALL-STAR GAME RECORD

Year	Club/Site	W	L	ERA	G	GS	CG	SHO	SV	IP	H	R	ER	HR	HB	BB	IBB	SO	WP	BK
2012	A.L./KC	0	0	0.00	1	0	0	0	0	1.0	0	0	0	0	0	0	0	1	0	0

## VS. THE AMERICAN LEAGUE

2013		CAREER												
ERA	W	L	S	G	IP	ER	vs. TEAM	ERA	W	L	S	G	IP	ER
—	0	0	0	0	0.0	0	Baltimore	—	0	0	0	0	0.0	0
0.82	0	0	9	11	11.0	1	Boston	3.38	4	1	21	51	56.0	21
0.00	0	0	2	3	3.0	0	Chicago	4.62	0	2	7	20	25.1	13
4.91	0	1	1	4	3.2	2	Cleveland	5.63	0	5	5	15	16.0	10
0.00	0	0	2	2	2.0	0	Detroit	0.53	1	0	5	16	17.0	1
0.00	0	0	4	4	4.0	0	Houston	0.00	1	0	4	6	6.1	0
0.00	0	0	2	2	2.0	0	Kansas City	4.12	0	1	6	17	19.2	9
4.50	0	0	3	4	4.0	2	Los Angeles	1.80	0	0	5	17	20.0	4
0.00	0	1	1	2	2.0	0	Minnesota	3.75	1	1	5	13	12.0	5
2.45	1	2	4	8	7.1	2	New York	3.52	1	6	9	40	46.0	18
0.00	0	0	3	3	3.0	0	Oakland	6.43	0	3	6	13	14.0	10
0.00	0	0	1	1	1.0	0	Seattle	1.72	2	1	6	14	15.2	3
8.44	0	1	4	7	5.1	5	Tampa Bay	2.76	2	1	13	46	45.2	14
0.00	0	0	3	3	3.0	0	Texas	6.00	1	1	6	15	15.0	10
4.50	1	2	7	11	10.0	5	Toronto	2.36	1	3	15	37	42.0	11

## VS. THE NATIONAL LEAGUE

2013		CAREER												
ERA	W	L	S	G	IP	ER	vs. TEAM	ERA	W	L	S	G	IP	ER
9.00	0	0	0	2	2.0	2	Arizona	9.00	0	0	0	2	2.0	2
—	0	0	0	0	0.0	0	Atlanta	2.70	1	0	1	3	3.1	1
—	0	0	0	0	0.0	0	Chicago	3.86	0	0	0	2	2.1	1
—	0	0	0	0	0.0	0	Cincinnati	0.00	0	0	0	2	3.1	0
9.00	0	0	0	1	1.0	1	Colorado	9.00	0	0	0	1	1.0	1
0.00	0	0	1	1	1.0	0	Los Angeles	0.00	0	0	1	1	1.0	0
—	0	0	0	0	0.0	0	Miami	0.00	0	0	0	1	2.0	0
—	0	0	0	0	0.0	0	Milwaukee	—	0	0	0	0	0.0	0
—	0	0	0	0	0.0	0	New York	0.00	1	0	0	2	3.0	0
—	0	0	0	0	0.0	0	Philadelphia	0.00	0	0	0	4	4.1	0
—	0	0	0	0	0.0	0	Pittsburgh	0.00	0	0	1	4	5.2	0
9.00	0	1	1	2	2.0	2	San Diego	9.00	0	1	1	2	2.0	2
9.00	1	0	0	1	1.0	1	San Francisco	9.00	1	0	0	1	1.0	1
—	0	0	0	0	0.0	0	St. Louis	0.00	0	0	0	1	1.0	0
0.00	0	0	2	2	2.0	0	Washington	0.52	1	0	5	14	17.1	1

## MONTHLY BREAKDOWN

2013		CAREER												
ERA	W	L	S	G	IP	ER	by MONTH	ERA	W	L	S	G	IP	ER
0.64	1	2	10	14	14.0	1	April	2.35	4	4	19	60	69.0	18
9.75	1	3	7	13	12.0	13	May	3.58	4	7	17	67	75.1	30
2.08	0	1	11	14	13.0	3	June	1.37	5	2	18	60	72.1	11
1.04	0	1	8	10	8.2	1	July	6.10	1	7	18	54	59.0	40
3.72	1	0	5	10	9.2	4	August	2.81	1	3	21	54	57.2	18
0.69	0	1	9	13	13.0	1	September	2.92	3	3	26	60	61.2	20
—	0	0	0	0	0.0	0	October	1.80	0	0	3	5	5.0	1

## PITCHING BREAKDOWN

2013		CAREER												
ERA	W	L	S	G	IP	ER	by CATEGORY	ERA	W	L	S	G	IP	ER
3.07	2	6	26	43	41.0	14	Home	3.36	12	13	58	187	206.1	77
2.76	1	2	24	31	29.1	9	Road	2.83	6	13	64	173	193.2	61
5.89	0	3	15	20	18.1	12	Day	3.91	4	8	41	118	129.0	56
1.90	3	5	35	54	52.0	11	Night	2.72	14	18	81	242	271.0	82
3.71	2	7	33	47	43.2	18	Pre-ASG	2.77	14	16	62	211	240.1	74
1.69	1	1	17	27	26.2	5	Post-ASG	3.61	4	10	60	149	159.2	64
—	0	0	0	0	0.0	0	Starter	24.00	0	1	0	1	3.0	8
2.94	3	8	50	74	70.1	23	Reliever	2.95	18	25	122	359	397.0	130

## BALLPARK BREAKDOWN

	ERA	W	L	S	G	IP	ER
Angel Stadium	1.64	0	0	3	9	11.0	2
AT&T Park	9.00	1	0	0	1	1.0	1
Camden Yards	3.36	12	13	58	187	206.1	77
Chase Field	9.00	0	0	0	2	2.0	2
Citi Field	0.00	0	0	0	1	1.0	0
Citizens Bank Park	0.00	0	0	0	2	2.1	0
Comerica Park	0.00	0	0	3	7	7.0	0
Fenway Park	2.25	2	0	12	25	28.0	7
Kauffman Stadium	7.45	0	1	2	9	9.2	8
Metrodome	0.00	0	0	0	3	3.0	0
Minute Maid Park	0.00	0	0	2	2	2.0	0
Nationals Park	1.13	0	0	1	5	8.0	1
O.co Coliseum	3.24	0	2	4	8	8.1	3
Original Yankee Stadium	4.50	0	1	0	2	2.0	1
PETCO Park	0.00	0	0	1	1	1.0	0
PNC Park	0.00	0	0	0	1	1.0	0
Progressive Field	6.35	0	2	2	6	5.2	4
Rangers Ballpark	2.70	1	1	3	6	6.2	2
Rogers Centre	3.72	0	2	7	17	19.1	8
Safeco Field	1.86	1	1	4	10	9.2	2
Sun Life Stadium	0.00	0	0	0	1	2.0	0
Target Field	10.38	0	0	3	5	4.1	5
Tropicana Field	1.11	0	0	8	23	24.1	3
Turner Field	3.00	1	0	1	2	3.0	1
U.S. Cellular Field	2.25	0	0	4	9	12.0	3
Wrigley Field	3.86	0	0	0	2	2.1	1
Yankee Stadium	3.71	0	3	4	14	17.0	7

## FIELDING STATISTICS

Pitcher	Year	Pct.	G	PO	A	E	TC	DP
2006	—	1	0	0	0	0	0	0
2007	—	1	0	0	0	0	0	0
2008	1,000	54	4	10	0	14	1	1
2009	.933	64	4	10	1	15	0	0
2010	1,000	26	2	3	0	5	0	0
2011	.960	69	8	16	1	25	2	2
2012	1,000	71	6	12	0	18	1	1
2013	.909	74	3	17	2	22	2	2
<b>Totals</b>	<b>.960</b>	<b>360</b>	<b>27</b>	<b>68</b>	<b>4</b>	<b>99</b>	<b>6</b>	<b>6</b>

## JOHNSON'S CAREER BESTS

**Low Hit Complete Game:** None  
**Innings Pitched:** 3.1, April 19, 2008 vs. New York (AL)  
**Strikeouts:** 4 (twice), last: April 26, 2011 vs. Boston  
**Pitches:** 93, July 29, 2006 vs. Chicago (AL). As reliever: 44, April 26, 2008 at Chicago (AL)  
**Longest Winning Streak:** 4, May 12 to July 3, 2011  
**Longest Losing Streak:** 4, July 5 to September 5, 2011  
**Longest Scoreless Streak:** 17.1, April 13 to May 5, 2008

**LEFT-HANDED PITCHER****Height/Weight:** 6-0 / 185**Bats/Throws:** Left / Left**Birthdate:** January 24, 1984**Opening Day Age:** 30**Birthplace/Resides:** Houston, Texas / Cypress, Texas**Major League Service:** 7 years, 119 days**Obtained:** Signed as a free agent, December 4, 2013**Contract Status:** First year of a two-year contract through 2015.**CAREER HIGHLIGHTS**

Is 76-70 with a 4.16 ERA in 209 career appearances, including 208 starts, in nine seasons with Tampa Bay (2004-09), Los Angeles-AL (2009-11) and Cleveland (2013)...was a two-time American League All-Star with the Rays (2006, 2008)...has 1155 career strikeouts, including 21 games of 10 or more strikeouts...won 10 games for Cleveland in 2013 after spending the 2012 season in the independent Atlantic League...made just one start for the Angels in 2011...led the AL with a career-high 239 strikeouts in 2007...at the age of 23, he became youngest AL strikeout champion since 22-year-old Frank Tanana with the Angels in 1975...was originally the 1st round draft pick of the New York Mets in 2002 and was traded to Tampa Bay July 30, 2004...made his Major League debut with a win at Seattle Aug. 23 of that year...at the age of 20 years and 7 months, he became youngest pitcher to win his Major League debut since Mike Norris with Oakland, April 10, 1975.

**2013 HIGHLIGHTS**

Went from the independent Atlantic League in 2012 to a key member of the Cleveland Indians rotation, going 10-9 with a 4.04 ERA in 29 starts...it was his sixth 10-win season but his first since 2009...his 29 starts were his most since 2007, as were his 158.0 innings pitched...walked 47 batters for an average of 2.68 walks per nine innings, which was the lowest mark of his career...his previous low was 3.24 in 2006...struck out 162, and his strikeout-to-walk ratio of 3.45 was also a career best...was one of a club-record tying three pitchers to fan 150 or more batters (Jimenez, Masterson)...averaged 9.23 strikeouts per nine innings...did not qualify for the league leaders but had the seventh best strikeout per nine inning ratio among American League pitchers with 150 or more innings pitched...using the same minimum, he had the fifth highest run support average (6.27)...was 3-4 with a 5.89 ERA and .302 opponents batting average over his first 11 starts through June 15...then went 7-5 with a 3.06 ERA and .239 opponents average over his final 18 starts...allowed a .262 opponents batting average, including .226 (38-for-168) against left-handed hitters compared to .275 (124-for-451) against right-handers...surrendered 16 of his 19 home runs and issued 41 of his 47 walks to righties...13 of the 19 home runs were solo shots...was 7-2 with a 3.86 ERA in 14 starts at home compared to 3-7 with a 4.21 ERA in 15 starts on the road...logged a 5-2 record and a 3.27 ERA in 10 starts during the day compared to 5-7 with a 4.46 ERA in 19 starts at night...was 6-5 with a 3.55 ERA in 15 starts on four days rest, 4-4 with a 4.60 ERA in 14 starts on five days rest or more...compiled a mark of 5-4 and a 4.60 ERA in 16 starts before the All-Star Break...then went 5-5 with a 3.38 ERA in 13 starts after the break...his career numbers are 41-42 with a 4.75 ERA (346 er in 655.0 ip) in 116 starts before the break compared to 35-28 with a 3.41 ERA (199 er in 525.0 ip) in 93 games, 92 starts, after the break...was 3-1 with a 3.38 ERA in five interleague starts and is now 11-5 in 22 career interleague starts...committed three errors, which tied for second most among AL pitchers...the Indians were 15-14 (.517) in his starting assignments...tossed six or more innings in 15 of his starts, allowed two runs or fewer 16 times and walked two batters or fewer six times

**CLEVELAND:** Was a non-roster invitee with the Indians during the spring but was added to the roster and placed on the 15-day disabled list April 2 with a sprained right rib cage...made one rehab start at Triple-A Columbus April 15 and was the winning pitcher in the Clippers 4-1 win over Louisville (5.0 ip, 5 h, 1 r, 5 so)...was reinstated from the DL April 20 and allowed a season-high six runs in 3.1 innings in his first start that day against Houston...ended up with a no decision in the Indians 19-6 win...allowed two runs in 6.0 innings May 4 against Minnesota for his first win of the season...it was his first Major League win since Sept. 19, 2010...went 3-0 with a 1.45 ERA in five starts against the Twins in 2013...struck out 10 batters in 6.0 innings May 9 against Oakland, his first of four 10-strikeout games...walked



a season-high four batters May 25 at Boston...tossed a season-high 111 pitches June 4 at New York (AL)...matched his walk high June 15 against Washington while tossing a season-low 2.2 innings...had a season-high four-game winning streak from June 21 to Aug. 4...compiled a 1.93 ERA and .173 opponents batting average over that nine-start stretch...tossed a season-high 8.0 innings July 24 at Seattle, allowing one unearned run on one hit for the win...it was his longest outing since June 6, 2008...went 2-0 with a 2.75 ERA and .198 opponents batting average in six starts in July...allowed just one home run in 36.0 innings...singled Aug. 4 at Miami, his second career hit...went 1-for-4 at the plate in 2013...had a season-high three-game losing streak from Aug. 9 to 31...compiled a 7.11 ERA and .353 opponents batting average over that four-start stretch...allowed a season-high 10 hits in 5.0 innings at Oakland Aug. 18...went 3-2 with a 2.57 ERA in five starts in September...struck out 43 batters in 28 innings and walked just four...ranked fourth in the AL in strikeouts in September...had three 10-strikeout games in the month, including Sept. 6 against New York (NL) when he fanned a season-high 12 in 6.0 shutout innings...according to the Elias Sports Bureau, he became the second pitcher in Cleveland history to have that many strikeouts in a game in which he pitched no more than six innings (Sam McDowell vs. Detroit, Sept. 18, 1966)...did not walk a batter and became the first Major League pitcher with a scoreless outing of 6.0 innings or fewer with at least 12 strikeouts and no walks since Texas' Matt Perisho Oct. 3, 1999 at Anaheim...finished the season with back-to-back 10-strikeout games, fanning 10 Sept. 21 against Houston and 11 Sept. 28 at Minnesota...won both starts to become the first Indian to win consecutive starts with 10 or more strikeouts since Chuck Finley in April, 2000.

## CAREER

**2012**—Made 14 starts in the independent Atlantic League for Sugar Land from July 8 to Sept. 21...was 3-6 with a 5.34 ERA...pitched for Carolina in the Puerto Rican Winter League from Nov. 15 to Dec. 12, going 0-2 with a 4.37 ERA...averaged 10.7 strikeouts per nine innings.

**2011**—Made one start for the Los Angeles Angels April 3 at Kansas City (1.2 ip, 5 h, 5 r, 5 er, 2 bb, 0 so) before he was placed on the 15-day disabled list April 4 with a lower back strain...began a rehab assignment May 24 at Triple-A Salt Lake...went 0-5 with a 17.02 ERA in five starts before he was released June 15.

**2010**—Finished his first full season with the Angels and sixth full season in the Majors at 9-15 with a 5.94 ERA in 28 starts...set a career-high with 15 losses, which was the second highest total in the majors...started season on the disabled list with a strained right hamstring, missing nine games before making first start April 15...took a second trip to the DL July 11 with left shoulder fatigue and was reinstated Aug. 6...finished the season one win shy of his sixth consecutive season with 10-or-more wins.

**2009**—Was acquired by the Angels Aug. 28 in exchange for three minor leaguers...with Los Angeles, he posted a 2-2 record and a 1.73 ERA in six starts...for the season, finished 10-9 with a 4.89 ERA in 26 starts between the Rays and Angels...recorded 10-or-more wins for the fifth consecutive season...logged his 50th career victory April 24 at Oakland (6.0 ip, 2 h, 3 bb, 2 so)...left Tampa Bay as the Rays all-time leader in wins, innings pitched, strikeouts, starts and quality starts...was placed on the 15-day disabled list May 21 due to a right quadriceps strain and was reinstated June 27...pitched six innings-or-more in 17 of 26 starts, including 13 of last 15...allowed three runs-or-less in each of last nine starts.

**2008**—Went 12-8 with a 3.49 ERA in 27 starts with the Rays...led the club with 166 strikeouts, which ranked 10th in the American League...missed all of April with a left elbow strain suffered in spring training...earned AL Pitcher of the Month honors for May after going 5-1 with a 1.22 ERA...became first Ray ever to win a pitcher of the month award...won six straight starts from May 10 to June 6, becoming the first Rays pitcher to do so (eclipsing his own club mark of 5, set in 2006)...became the Rays all-time wins leader May 10 against the Angels, recording his 36th victory...struck out 627 batters over first 100 starts, a mark surpassed by only 17 pitchers in the last 50 years...was selected to his second career All-Star game, earning the victory in the 15-inning, 4-3 win for the AL...with his 10th win Aug. 29 against Baltimore, he became just the fourth pitcher in the last 20 years to have four winning seasons with 10-or-more wins before the age of 25 (Dwight Gooden, Pedro Martinez and C.C. Sabathia)...defeated Kevin Slowey and Minnesota, 7-2, on Sept. 20 with six shutout innings as Rays clinched first-ever postseason berth.

**2007**—Posted a 13-9 record and a 3.48 ERA in 34 starts with the Rays...led the American League and established a career-best with 239 strikeouts...at the age 23, he became the youngest AL strikeout champion since 22-year-old Frank Tanana with the Angels in 1975...was the eighth youngest in AL history...was edged out by Jake Peavy (240) for the Major League strikeout lead in the Padres' one game playoff with Colorado, their 163rd game...set a club record with a 3.48 ERA, placing ninth in AL...was 8-3 with a 2.39 ERA in 15 second-half starts.

**2006**—Compiled a 10-8 record with a 3.24 ERA in 24 starts with the Rays...made first career All-Star Game before being sidelined with shoulder inflammation in the second half...named the Rays Opening Day starter and at 22 years and 69 days became the youngest Opening Day hurler since Dwight Gooden (21 years, 143 days) in 1986...was named American League Player of the Week for May 15-21, becoming the youngest pitcher in 25 years to win the honor...tossed his first career complete-game shutout July 3 at Tropicana Field, giving up two hits while walking two and striking out 10...pitched a scoreless inning at the 77th All-Star Game in Pittsburgh...was placed on the disabled list July 24 and was reinstated Aug. 11...made three starts after his return, allowing just one earned run in final two starts, but was shelved for the final six weeks of the season as precaution.

**2005**—Completed his first full season in the Majors posting a 10-9 record and a 3.77 ERA in 32 starts...led the club in starts, innings and strikeouts (4th in AL)...was one of only three pitchers in the AL with more strikeouts than hits allowed, joining Randy Johnson and Johan Santana...only four rookies since 1980 bettered Kazmir's numbers in innings, strikeouts and ERA (Fernando Valenzuela in 1981, Dwight Gooden and Mark Langston in 1984 and Hideo Nomo in 1991)...was named *Baseball America's* All-Rookie Team...had 14 starts with one earned run or less, which tied with Mark Buehrle and Johan Santana for the most in AL...posted a 7-2 record and a 2.79 ERA in 14 second-half starts...was the seventh youngest player in the AL...started season ranked as the seventh best prospect in all of the Minor Leagues according to *Baseball America*.

**2004**—Acquired by the Rays July 30 from the Mets along with right-handed pitcher Jose Diaz in exchange for right-handed pitchers Victor Zambrano and Bartolome Fortunato...was assigned to Double-A Montgomery but was there just three weeks before his promotion to the Rays...made his Major League debut, Aug. 23 at Seattle, recording the victory in the Rays' 9-0 win (5.0 ip, 4 h, 3 bb, 4 so)...at the age of 20 years and 7 months, he became youngest pitcher in Majors that season and in Rays history...was youngest pitcher to win his Major League debut since Mike Norris with Oakland, April 10, 1975...began the season at the Mets' Single-A affiliate at St. Lucie, where he posted a 1-2 record with a 3.42 ERA in 11 starts before being promoted to Double-A Binghamton...made four starts at Binghamton (2-1, 1.73) before being dealt to Tampa Bay...was the fourth youngest player in the American League.

**2003**—Split time between Capital City and St. Lucie, posting a combined 5-6 record with a 2.63 ERA...led all minor league starting pitchers in strikeouts per nine innings (11.94)...had 145 strikeouts in 109.1 innings pitched...was named the Mets' best prospect and the 11th-best prospect in all of minor league baseball by *Baseball America*...helped lead Port St. Lucie to the Florida State League championship and was winning pitcher in title-clinching game, Sept. 9 at Dunedin.

**2002**—Was named *Baseball America's* top left-handed minor league pitcher after posting an 0-1 record with an 0.50 ERA in five starts at Single-A Brooklyn...opponents batted just .089 against him.

## PERSONAL/MISCELLANEOUS

Scott Edward Kazmir was originally signed by New York Mets scout Dave Lottsfeld... attended Cypress Falls High School in Houston, TX where he was named *Baseball America's* High School Player of the Year in 2002...started Scott Kazmir foundation which benefits the Children's Dream Fund and other organizations that assist ailing children.

## LIFETIME PITCHING RECORD

Year	Club	W	L	ERA	G	GS	CG	SHO	SV	IP	H	R	ER	HR	HB	BB	IBB	SO	WP	BK
2002	Brooklyn	0	1	0.50	5	5	0	0	0	18.0	5	2	1	0	2	7	0	34	0	0
2003	Capital City	4	4	2.36	18	18	0	0	0	76.1	50	26	20	6	3	28	0	105	12	1
	St. Lucie	1	2	3.27	7	7	0	0	0	33.0	29	15	12	0	2	16	0	40	2	0
2004	St. Lucie	1	2	3.42	11	11	0	0	0	50.0	49	20	19	3	0	22	0	51	5	0
	Binghamton	2	1	1.73	4	4	0	0	0	26.0	16	6	5	0	3	9	0	29	1	0
	Montgomery	1	2	1.44	4	4	0	0	0	25.0	14	7	4	0	1	11	0	24	1	0
	TAMPA BAY	2	3	5.67	8	7	0	0	0	33.1	33	22	21	4	2	21	0	41	3	0
2005	TAMPA BAY	10	9	3.77	32	32	0	0	0	186.0	172	90	78	12	10	100	3	174	7	1
2006	TAMPA BAY	10	8	3.24	24	24	1	1	0	144.2	132	59	52	15	2	52	3	163	6	0
2007	TAMPA BAY	13	9	3.48	34	34	0	0	0	206.2	196	91	80	18	7	89	1	239	10	0
2008	Vero Beach	0	1	4.70	2	2	0	0	0	7.2	8	5	4	2	0	0	0	7	0	0
	Durham	0	0	1.80	1	1	0	0	0	5.0	3	1	1	1	0	1	0	3	0	0
	TAMPA BAY	12	8	3.49	27	27	0	0	0	152.1	123	61	59	23	4	70	2	166	5	0
2009	TAMPA BAY	8	7	5.92	20	20	0	0	0	111.0	121	77	73	15	5	50	0	91	10	0
	Charlotte	0	0	0.00	1	1	0	0	0	4.2	3	0	0	0	0	1	0	5	0	0
	Durham	1	0	1.50	1	1	0	0	0	6.0	5	1	1	0	0	0	0	5	0	0
	LOS ANGELES (AL)	2	2	1.73	6	6	0	0	0	36.1	28	8	7	1	1	10	0	26	3	0
2010	Rancho Cucamonga	0	0	4.26	1	1	0	0	0	6.1	8	3	3	0	0	0	0	6	1	0
	LOS ANGELES (AL)	9	15	5.94	28	28	0	0	0	150.0	158	103	99	25	12	79	2	93	6	0
2011	LOS ANGELES (AL)	0	0	27.00	1	1	0	0	0	1.2	5	5	5	1	2	2	0	0	0	1
	Salt Lake	0	5	17.02	5	5	0	0	0	15.1	22	30	29	0	6	20	0	14	5	0
2012	Sugar Land	3	6	5.34	14	14	0	0	0	64.0	74	43	38	8	5	33	2	51	3	0
2013	Columbus	1	0	0.00	1	1	0	0	0	5.0	5	1	0	0	0	0	0	5	0	0
	CLEVELAND	10	9	4.04	29	29	0	0	0	158.0	162	76	71	19	3	47	1	162	5	1
ML Totals		76	70	4.16	209	208	1	1	0	1180.0	1130	592	545	133	48	520	12	1155	55	48

## CAREER TRANSACTIONS

**2002** — Selected by the New York Mets organization in the 1st round (15th selection overall) of the First-Year Player Draft. **2004** — Traded to the Tampa Bay Rays with pitcher Jose Diaz for pitchers Bartolome Fortunato and Victor Zambrano, July 30. **2006** — On the disabled list, July 24 to August 7. On the disabled list, August 23 to October 1. **2008** — On the disabled list, March 21 to May 3; included rehabilitation assignments to Vero Beach, April 18 to 27, and Durham, April 28 to May 3. **2009** — On the disabled list, May 21 to June 25; included rehabilitation assignments to Port Charlotte, June 17 to 21, and Durham, June 22 to 25. Traded to the Los Angeles Angels for Sean Rodriguez, infielder Matt Sweeney and pitcher Alexander Torres, August 28. **2010** — On the disabled list, March 31 to April 14; included rehabilitation assignment to Rancho Cucamonga, April 9 to 14. On the disabled list, July 11 to August 6; included rehabilitation assignment to AZL Angels, August 2 to 6. **2011** — On the disabled list, April 4 to June 15; included rehabilitation assignment to Salt Lake, May 24 to June 15. Released, June 15. **2013** — Signed by the Cleveland Indians to a minor league contract, January 8. On the disabled list, April 2 to 19; included rehabilitation assignment to Columbus, April 15 to 19. Elected free agency, October 31; signed by the Oakland Athletics, December 4.

## DIVISION SERIES RECORD

Year	Club/Opp.	W	L	ERA	G	GS	CG	SHO	SV	IP	H	R	ER	HR	HB	BB	IBB	SO	WP	BK
2008	TB vs. CWS	1	0	3.38	1	1	0	0	0	5.1	8	2	2	0	1	2	0	4	0	0
2009	LAA vs. BOS	0	0	7.50	1	1	0	0	0	6.0	5	5	5	1	0	3	0	1	0	0
Totals		1	0	5.56	2	2	0	0	0	11.1	13	7	7	1	1	5	0	5	0	0

## LEAGUE CHAMPIONSHIP SERIES RECORD

Year	Club/Opp.	W	L	ERA	G	GS	CG	SHO	SV	IP	H	R	ER	HR	HB	BB	IBB	SO	WP	BK
2008	TB vs. BOS	0	0	4.35	2	2	0	0	0	10.1	8	5	5	3	1	6	0	9	1	0
2009	LAA vs. NYY	0	1	7.71	2	1	0	0	0	4.2	6	5	4	0	0	5	0	3	1	0
Totals		0	1	5.40	4	3	0	0	0	15.0	14	10	9	3	1	11	0	12	2	0

## WORLD SERIES RECORD

Year	Club/Opp.	W	L	ERA	G	GS	CG	SHO	SV	IP	H	R	ER	HR	HB	BB	IBB	SO	WP	BK
2008	TB vs. PHI	0	1	4.50	2	2	0	0	0	10.0	10	5	5	1	1	10	0	9	0	0

## ALL-STAR GAME RECORD

Year	Club/Site	W	L	ERA	G	GS	CG	SHO	SV	IP	H	R	ER	HR	HB	BB	IBB	SO	WP	BK
2006	A.L./PIT	0	0	0.00	1	0	0	0	0	1.0	0	0	0	0	0	0	0	0	0	0
2008	A.L./NYY	1	0	0.00	1	0	0	0	0	1.0	0	0	0	0	0	1	0	1	0	0
Totals		1	0	0.00	2	0	0	0	0	2.0	0	0	0	0	0	1	0	1	0	0

## VS. THE AMERICAN LEAGUE

2013		CAREER												
ERA	W	L	S	G	IP	ER	vs. TEAM	ERA	W	L	S	G	IP	ER
0.00	0	0	0	1	7.0	0	Baltimore	4.43	5	5	0	16	91.1	45
3.60	0	0	0	1	5.0	2	Boston	4.04	8	8	0	26	144.2	65
7.20	0	0	0	1	5.0	4	Chicago	5.89	3	5	0	11	62.2	41
—	0	0	0	0	0.0	0	Cleveland	6.13	1	3	0	8	39.2	27
5.06	0	1	0	2	10.2	6	Detroit	3.99	4	5	0	13	67.2	30
5.23	1	0	0	2	10.1	6	Houston	5.06	1	1	0	3	16.0	9
4.97	1	3	0	5	25.1	14	Kansas City	5.15	4	5	0	15	78.2	45
15.00	0	1	0	1	3.0	5	Los Angeles	4.66	2	3	0	5	29.0	15
1.45	3	0	0	5	31.0	5	Minnesota	3.00	5	4	0	11	69.0	23
6.00	0	1	0	1	6.0	4	New York	3.50	7	7	0	18	103.0	40
4.91	1	1	0	2	11.0	6	Oakland	4.01	10	6	0	19	110.0	49
4.09	1	0	0	2	11.0	5	Seattle	3.41	4	3	0	11	63.1	24
—	0	0	0	0	0.0	0	Tampa Bay	4.11	1	2	0	3	15.1	7
6.00	0	1	0	1	6.0	4	Texas	3.09	6	4	0	14	84.1	29
—	0	0	0	0	0.0	0	Toronto	3.80	4	5	0	15	90.0	38

## VS. THE NATIONAL LEAGUE

2013		CAREER												
ERA	W	L	S	G	IP	ER	vs. TEAM	ERA	W	L	S	G	IP	ER
—	0	0	0	0	0.0	0	Arizona	1.17	1	0	0	1	7.2	1
—	0	0	0	0	0.0	0	Atlanta	—	0	0	0	0	0.0	0
—	0	0	0	0	0.0	0	Chicago	2.53	1	0	0	2	10.2	3
1.29	1	0	0	1	7.0	1	Cincinnati	1.29	1	0	0	1	7.0	1
—	0	0	0	0	0.0	0	Colorado	4.50	1	0	0	1	6.0	3
—	0	0	0	0	0.0	0	Los Angeles	6.14	1	1	0	3	14.2	10
0.00	1	0	0	1	6.0	0	Miami	3.00	2	1	0	4	24.0	8
—	0	0	0	0	0.0	0	Milwaukee	—	0	0	0	0	0.0	0
0.00	1	0	0	1	6.0	0	New York	0.00	1	0	0	1	6.0	0
7.20	0	1	0	1	5.0	4	Philadelphia	5.40	1	1	0	2	10.0	6
—	0	0	0	0	0.0	0	Pittsburgh	11.17	1	1	0	2	9.2	12
—	0	0	0	0	0.0	0	San Diego	6.00	0	0	0	1	6.0	4
—	0	0	0	0	0.0	0	San Francisco	—	0	0	0	0	0.0	0
—	0	0	0	0	0.0	0	St. Louis	4.09	1	0	0	2	11.0	5
16.88	0	0	0	1	2.2	5	Washington	16.88	0	0	0	1	2.2	5

## MONTHLY BREAKDOWN

2013		CAREER												
ERA	W	L	S	G	IP	ER	by MONTH	ERA	W	L	S	G	IP	ER
8.64	0	1	0	2	8.1	8	April	5.04	10	9	0	28	153.2	86
4.22	3	1	0	6	32.0	15	May	4.06	17	12	0	38	219.2	99
4.40	1	2	0	5	28.2	14	June	4.70	12	11	0	34	189.2	99
2.75	2	0	0	6	36.0	11	July	4.08	10	13	0	33	200.2	91
5.40	1	3	0	5	25.0	15	August	4.17	13	12	0	38	207.1	96
2.57	3	2	0	5	28.0	8	September	3.18	13	12	0	36	198.0	70
—	0	0	0	0	0.0	0	October	3.27	1	1	0	2	11.0	4

## PITCHING BREAKDOWN

2013		CAREER												
ERA	W	L	S	G	IP	ER	by CATEGORY	ERA	W	L	S	G	IP	ER
3.86	7	2	0	14	74.2	32	Home	3.92	35	28	0	100	572.1	249
4.21	3	7	0	15	83.1	39	Road	4.38	41	42	0	109	607.2	296
3.27	5	2	0	10	55.0	20	Day	3.97	26	17	0	58	331.1	146
4.46	5	7	0	19	103.0	51	Night	4.23	50	53	0	151	848.2	399
4.60	5	4	0	16	86.0	44	Pre-ASG	4.75	41	42	0	116	655.0	346
3.38	5	5	0	13	72.0	27	Post-ASG	3.41	35	28	0	93	525.0	199
4.04	10	9	0	29	158.0	71	Starter	4.16	76	70	0	208	1177.0	544
—	0	0	0	0	0.0	0	Reliever	3.00	0	0	0	1	3.0	1

## BALLPARK BREAKDOWN

	ERA	W	L	S	G	IP	ER
Angel Stadium	5.31	2	10	0	15	81.1	48
Ballpark at Disney	2.25	0	0	0	1	4.0	1
Busch Stadium	3.86	1	0	0	1	7.0	3
Camden Yards	4.86	2	3	0	7	37.0	20
Citizens Bank Park	5.40	1	1	0	2	10.0	6
Comerica Park	3.09	3	3	0	8	43.2	15
Coors Field	4.50	1	0	0	1	6.0	3
Dodger Stadium	3.60	1	0	0	1	5.0	2
Fenway Park	3.89	6	5	0	16	88.0	38
Kauffman Stadium	5.74	1	3	0	9	42.1	27
Marlins Park	0.00	1	0	0	1	6.0	0
Metrodome	5.04	1	3	0	4	25.0	14
Minute Maid Park	16.20	0	0	0	1	3.1	6
O.co Coliseum	4.46	6	5	0	13	72.2	36
Original Yankee Stadium	5.04	1	2	0	5	25.0	14
PNC Park	11.17	1	1	0	2	9.2	12
Progressive Field	3.84	8	4	0	18	98.1	42
Rangers Ballpark	3.10	3	3	0	8	49.1	17
Rogers Centre	4.39	3	3	0	7	41.0	20
Safeco Field	2.30	4	2	0	7	43.0	11
Sun Life Stadium	10.80	0	1	0	1	5.0	6
Target Field	0.75	1	0	0	2	12.0	1
Tropicana Field	3.65	27	17	0	72	424.0	172
U.S. Cellular Field	6.75	1	2	0	4	25.1	19
Wrigley Field	3.00	1	0	0	1	6.0	2
Yankee Stadium	9.00	0	2	0	2	10.0	10

## FIELDING STATISTICS

Pitcher		Year	Pct.	G	PO	A	E	TC	DP
2004	.833	8	2	3	1	6	0		
2005	.889	32	7	17	3	27	0		
2006	.941	24	5	11	1	17	1		
2007	.893	34	7	18	3	28	2		
2008	.875	27	5	9	2	16	0		
2009	1.000	26	6	12	0	18	0		
2010	.939	28	6	25	2	33	0		
2011	1.000	1	0	1	0	1	0		
2013	.880	29	10	12	3	25	0		
<b>Totals</b>	<b>.912</b>	<b>209</b>	<b>48</b>	<b>108</b>	<b>15</b>	<b>171</b>	<b>3</b>		

## KAZMIR'S CAREER BESTS

**Low Hit Complete Game:** 2, July 3, 2006 vs. Boston  
**Innings Pitched:** 9.0, July 3, 2006 vs. Boston  
**Strikeouts:** 13, August 25, 2007 vs. Oakland  
**Pitches:** 121, July 18, 2005 at Boston  
**Longest Winning Streak:** 6, May 10 to June 6, 2008  
**Longest Losing Streak:** 6, September 19, 2004 to May 7, 2005  
**Longest Scoreless Streak:** 18.0, last: May 16 to 26, 2006

## KAZMIR'S 2013 STARTS

Date	Opponent	Score	Dec	ERA	IP	H	R	ER	BB	SO	HR	#PIT
April 20	at Houston	19-6	-	16.20	3.1	8	6	6	3	4	2	89
April 27	at Kansas City	2-3	L	8.64	5	5	2	2	2	4	1	99
May 4	Minnesota	7-3	W	6.28	6	5	2	2	1	7	1	95
May 9	Oakland	9-2	W	4.87	6	5	1	1	0	10	1	103
May 14	at Philadelphia	2-6	L	5.33	5	6	4	4	2	3	2	96
May 20	Seattle	10-8	-	6.35	3	7	5	5	2	2	0	63
May 25	at Boston	4-7	-	5.94	5	5	2	2	4	6	0	107
May 30	Cincinnati	7-1	W	5.13	7	8	1	1	1	5	0	93
June 4	at New York (AL)	3-4	L	5.24	6	7	4	4	2	7	1	111
June 10	at Texas	3-6	L	5.33	6	8	4	4	2	5	1	103
June 15	Washington	6-7	-	5.89	2.2	4	5	5	4	2	3	75
June 21	Minnesota	5-1	W	5.37	7	5	1	1	0	7	1	95
June 26	at Baltimore	4-3	-	4.83	7	1	1	0	1	4	0	78
July 3	at Kansas City	5-6	-	4.86	5	6	3	3	0	3	0	87
July 8	Detroit	2-4	-	4.74	5.2	4	2	2	3	5	1	97
July 13	Kansas City	5-3	W	4.60	6.1	4	2	2	3	6	0	108
July 19	at Minnesota	2-3	-	4.30	6	2	2	0	3	3	0	106
July 24	at Seattle	10-1	W	3.96	8	1	1	0	2	7	0	103
July 30	Chicago (AL)	7-4	-	4.11	5	9	4	4	0	3	0	87
Aug. 4	at Miami	2-0	W	3.89	6	2	0	0	2	7	0	102
Aug. 9	Los Angeles (AL)	2-5	L	4.18	3	6	5	5	1	3	1	63
Aug. 18	at Oakland	3-7	L	4.39	5	10	5	5	2	4	2	102
Aug. 25	Minnesota	3-1	-	4.25	6	7	1	1	1	8	0	99
Aug. 31	at Detroit	5-10	L	4.36	5	7	4	4	2	4	1	98
Sept. 6	New York (NL)	8-1	W	4.17	6	4	0	0	0	12	0	97
Sept. 11	Kansas City	2-6	L	4.24	4	9	4	3	0	4	1	87
Sept. 16	at Kansas City	1-7	L	4.34	5	7	4	4	1	6	0	98
Sept. 21	Houston	4-1	W	4.14	7	4	0	0	1	10	0	97
Sept. 28	at Minnesota	5-1	W	4.04	6	6	1	1	2	11	0	104

### OAKLAND A'S CONSECUTIVE HOMERLESS INNINGS BY A RELIEVER

90.1	Rollie Fingers, June 8-Oct. 2, 1976
90.1	Paul Lindblad, May 31, 1975-April 13, 1976
84.0	Jeff Tam, May 27, 2001-Sept. 2, 2002
81.0	Bob Locker, May 31, 1971-July 16, 1972
75.2	Ryan Cook, Aug. 8, 2012-Aug. 7, 2013

**RIGHT-HANDED PITCHER****Height/Weight:** 6-1 / 206**Bats/Throws:** Right / Right**Birthdate:** September 6, 1988**Opening Day Age:** 25**Birthplace/Resides:** Culiacan, Mexico / Culiacan, Mexico**Major League Service:** None**Obtained:** Purchased his contract from Saltillo (Mexican League), March 15, 2008**Contract Status:** First year of a one-year contract through 2014.**CAREER HIGHLIGHTS**

Is 15-13 with a 3.69 ERA in 130 games over six seasons in the A's farm system...combined for 24 starts at Double-A Midland and Triple-A Sacramento in 2013 after pitching in relief in 93 of his first 105 appearances in the A's organization from 2009-12...originally pitched for Saltillo of the Mexican League and was 5-1 with a 2.56 ERA in 52 games over three seasons with Saraperos...made his professional debut in 2006 at the age of 17...the A's purchased the rights to his contract November 21, 2007 before purchasing his contract outright March 15, 2008...combined with Jason Fernandez to toss a no-hitter in his first professional start in the second game of a double header against Corpus Christi Aug. 1, 2009...missed most of the 2010 and 2011 seasons following "Tommy John" surgery on his elbow in May, 2010...pitched for Mexico in the World Baseball Classic in 2013.

**2013 HIGHLIGHTS**

Combined for a 9-8 record and a 4.13 ERA in 25 games, including 24 starts, with Double-A Midland and Triple-A Sacramento...had just 12 starts over his first five seasons in the A's farm system...issued just 24 walks, an average of 1.50 per nine innings...had career highs in nearly every category, including wins, starts, innings pitched (144.0) and strikeouts (97)...tied for ninth in the A's farm system in wins and ranked 10th in innings pitched...allowed a .292 opponents batting average, including .247 (80-for-324) against right-handed hitters compared to .348 (88-for-253) against left-handers...opponents hit .221 with runners in scoring position while pitching for Midland, but that split jumped to .390 with Sacramento...combined to allow a .369 average with RISP and two outs...his teams were 13-11 (.542) in his starting assignments...walked two batters or fewer in 23 of his 24 starts, including nine starts with no walks and eight with just one...tossed six or more innings 12 times and allowed two runs or fewer 11 times.

**MIDLAND:** Began the season with the RockHounds and went 4-5 with a 3.84 ERA and .295 opponents batting average in 13 starts...held right-handed hitters to a .253 average but lefties batted .359...was 1-3 with a 4.83 ERA in seven starts at home compared to 3-2 with a 2.56 ERA in six starts on the road...combined with three other pitchers on a five-hit, 4-0 shutout at Arkansas in his first start of the season April 8...tossed five innings and allowed just one hit while walking none...then allowed a season-high nine runs on 10 hits in 3.2 innings in his next start against the Travelers April 15...was 1-1 with a 7.27 ERA in two starts when he was placed on the disabled list April 16 with a blister on his right middle finger...was reinstated from the DL May 2 and went 3-4 with a 3.38 ERA over his final 11 starts with Midland...tossed a season-low 2.1 innings in his first start after returning from the DL May 2 at Corpus Christi...walked a season-high three batters in a loss to Corpus Christi May 19...struck out a season-high nine batters in 4.2 shutout innings May 25 at Springfield...did not walk a batter in four consecutive starts from May 30 to June 15 (26.2 ip)...however, opponents went 34-for-112 (.304) over that span...surrendered a season-high 12 hits in 6.2 innings June 10 against Frisco...had season highs in innings pitched (8.0) and pitches (109) June 15 against San Antonio...was promoted to Sacramento July 2.

**SACRAMENTO:** Went 5-3 with a 4.42 ERA and .287 opponents batting average in 12 games, 11 starts, with the River Cats...allowed just four home runs in 71.1 innings, an average of 0.50 per nine innings...yielded a .249 average with the bases empty, .345 with runners on...was 3-1 with a 2.82 ERA in six games at home compared to 2-2 with a 6.27 ERA in six starts on the road...struck out a season-high tying nine batters in his first Triple-A start July 3 against Tucson...allowed just one run in 7.0 innings but was the losing pitcher in a 2-0 loss...allowed at least four runs in each of his next

four starts for a 7.14 ERA...finished the season by going 4-1 with a 3.46 ERA over his final seven games...won consecutive starts Aug. 1 against Albuquerque and Aug. 6 against Round Rock, one of two winning streaks in 2013...allowed just one earned in 13.2 innings during the streak...made his only relief appearance of the season Aug. 17 against Tucson (5.0 ip, 6 h, 3 r, 3 er, 1 bb, 6 so)...picked up the win in relief of a rehabbing Brett Anderson...finished August with a 3-1 record and a 2.95 ERA in six games, including five starts...won his final start of the season Sept. 2 at Tacoma and went 2-0 despite a 5.57 ERA over his final four games.

## CAREER

**2012**—Pitched at three different levels in the A's farm system, combining for a 4-1 record, one save and a 2.70 ERA in a career-high 44 relief appearances with Single-A Stockton, Double-A Midland and Triple-A Sacramento...allowed a .271 opponents batting average, including .259 by right-handed hitters compared to .284 against left-handers...surrendered five home runs, all solo shots...opponents hit .295 with the bases empty, .246 with runners on...allowed 8 of 18 (44.4%) inherited runners to score...converted 1 of 2 (50.0%) save opportunities...tossed at least one inning in 40 of his 44 outings, including a season-high 2.0 innings 19 times...began the year with Stockton, posting a 5.28 ERA and .366 opponents batting average in 12 games with the Ports...struck out 25 and walked just five in 15.1 innings...yielded a .429 batting average with runners in scoring position and .412 against left-handed hitters...allowed two earned runs in three of his first five outings for a 9.00 ERA...surrendered just three earned runs over his final seven appearances with Stockton for a 2.89 ERA...stranded all three of his inherited runners May 8 at Visalia but allowed a season-high four runs, one earned, in 0.2 innings...was promoted to Midland May 17...compiled a 1-0 record, one save and a 2.30 ERA in 10 outings with the RockHounds...struck out 18 and walked just three in 15.2 innings...did not allow a home run...held left-handed hitters to a .190 batting average...did not allow a run in seven outings from May 26 to June 21 for a season-high 12.0-inning scoreless streak...recorded his lone save of the season May 31 against Northwest Arkansas, tossing 2.0 scoreless innings in the RockHounds 3-2 win...was promoted to Sacramento June 24 and posted a 3-0 record, a 1.77 ERA and .208 opponents batting average in 22 appearances with the River Cats...held right-handed hitters to a .172 batting average...surrendered a .136 average with runners in scoring position...had a 0.92 ERA on the road compared to 2.81 at home...picked up the win in his Triple-A debut June 25 at Las Vegas (2.0 ip, 2 h, 1 r, 1 er, 2 bb, 2 so)...tossed 2.0 scoreless innings in four consecutive outings from July 5 to July 17...finished the month of July with a 0.66 ERA in eight relief appearances...did not allow a run in eight of his final nine outings (1 er in 12.1 ip, 0.73 ERA)...did not yield a hit over his final five appearances (7.0 ip, 4 bb, 7 so)...made two post-season appearances for Sacramento (3.0 ip, 4 h, 2 r, 2 er, 1 so, 1 hr, 6.00 ERA)...pitched for Culiacan in the Mexican Pacific Winter League following the season...was 1-0 with a 0.79 ERA and .179 opponents batting average in 12 relief appearances.

**2011**—Began the season on the disabled list as he continued his recovery from May, 2010 "Tommy John" surgery...made five rehab starts for the A's affiliate in the Arizona Rookie League...was 0-1 with an 8.53 ERA and .273 opponents batting average...allowed three runs on three hits in 0.1 innings in his first start against the Diamondbacks June 27...made one more appearance July 2 before his rehab was halted July 5...resumed Aug. 17 and allowed just one run in 4.0 innings over his final three starts (2.25 ERA).

**2010**—Made just three relief appearances with Double-A Midland before going on the disabled list April 22 with a right elbow strain...underwent "Tommy John" surgery in late May and missed the remainder of the season...posted a 6.23 ERA and .333 opponents batting average in his three relief appearances...his final outing was April 16 at Arkansas (1.0 ip, 2 h, 2 r, 2 er, 1 so).

**2009**—Spent the entire season at Double-A Midland in his first full season in the A's organization...was 2-3 with a save, a 3.51 ERA and .247 opponents batting average in 33 games, including seven starts...surrendered three home runs, all to right-handers...opponents batted .205 with runners in scoring position, including .105 with RISP and two outs...began the season in the bullpen, but each of his final seven outings were starts...posted a 1-2 record, a 1.76 ERA and .183 opponents batting average in his starting assignments...allowed just 3 of 16 (18.8%) inherited runners to score in his 26 relief appearances...was 1-1 with a save, a 4.35 ERA and .284 opponents batting average over his first 12 games before being placed on the disabled list May 18 with a strained right elbow...was reinstated June 17, going 1-2 with a 3.19 ERA and .233 opponents average in 21 games following his return...combined with Jason



Fernandez to toss a no-hitter in his first professional start in the second game of a double header against Corpus Christi Aug. 1...tossed 3.0 innings (2 bb, 2 so) followed by four innings from Fernandez in the seven-inning game...shared Texas League Co-Pitcher of the Week honors with Fernandez for their effort...finished August with a 1-1 record, a 0.66 ERA and .149 opponents average in six starts...made one postseason start for the RockHounds and was the losing pitcher in Game 1 of the TL Championship Series (4.0 ip, 4 h, 3 r, 0 er, 1 bb, 3 so)...pitched for Culiacan in the Mexican-Pacific Winter League following the season...was 2-0 with a save and a 4.15 ERA in 23 games, including one start.

**2008**—The A's purchased the rights to his contract from Saltillo of the Mexican League November 21, 2007 and he was invited to Spring Training as a non-roster invitee...made one appearance during the spring (18.00 ERA) before the A's purchased his contract outright March 15...began the year at Single-A Stockton and had no decisions, two saves and a 2.86 ERA in 20 relief appearances...as part of the agreement, he was loaned to Saltillo June 16 and he spent the rest of the season with the Saraperos, going 2-1 with a 4.30 ERA in 13 relief appearances...with Stockton, he converted both of his save opportunities and held the opposition to a .238 batting average...yielded just one home run in 28.1 innings...did not allow a run in nine of his first 10 outings through May 9 for a 0.56 ERA...opponents batted .235 at Saltillo, including .167 by right-handed hitters...did not allow a home run and walked just two batters in 14.2 innings while striking out 21...averaged 12.9 strikeouts per nine innings...also had a loss, a blown save and a 10.80 ERA in two postseason appearances (1.2 ip, 3 h, 3 r, 2 er, 1 bb, 2 so).

**2007**—Returned to Saltillo for the second consecutive season and was 3-0 with a save and a 1.94 ERA in 35 relief appearances...allowed a .217 opponents batting average, including .174 against left-handed hitters and .194 with runners in scoring position...yielded two home runs in 41.2 innings and both were solo shots...allowed 12 of 34 (35.3%) inherited runners to score...posted a 1.69 ERA in nine outings in April, 1.54 in 10 appearances in May and 1.64 in seven games in June...struck out a season high four in 2.0 scoreless innings April 15 against Oaxaca for his first professional save...recorded the first win of his career June 16 against Minatitlan when he allowed one unearned run in 1.2 innings (1 bb)...made one postseason appearance for Saltillo (0.2 ip, 2 h, 2 r, 2 er, 1 so)...then pitched for Culiacan in the Mexican Pacific Winter League and was 6-0 with a 3.49 ERA in 30 relief appearances.

**2006**—Made his professional debut with Saltillo of the Mexican League at the age of 17...had no decisions and a 2.70 ERA in four relief appearances...opponents were 2 for 12 (.167)...tossed a scoreless inning and retired all three batters that he faced in his debut July 6 against Aguascalientes...made one postseason appearance for Saltillo and did not retire a batter (0.0 ip, 2 h, 2 r, 2 er, 1 bb, 0 so).

## PERSONAL/MISCELLANEOUS

Alex Arnold Leon...was recommended by A's minor league roving infield instructor, Juan Navarrete...pitched for Mexico in the World Baseball Classic in 2013...appeared in one game against Canada March 9 (0.1 ip, 2 h, 1 r, 1 er, 1 hb).

## LIFETIME PITCHING RECORD

Year	Club	W	L	ERA	G	GS	CG	SHO	SV	IP	H	R	ER	HR	HB	BB	IBB	SO	WP	BK
2006	Saltillo (Mexico)	0	0	2.70	4	0	0	0	0	3.1	2	1	1	0	0	2	0	2	0	0
2007	Saltillo (Mexico)	3	0	1.94	35	0	0	0	1	41.2	31	11	9	2	1	24	2	38	4	0
2008	Stockton	0	0	2.86	20	0	0	0	2	28.1	25	12	9	1	1	9	0	28	1	1
	Saltillo (Mexico)	2	1	4.30	13	0	0	0	0	14.2	12	7	7	0	0	2	0	21	1	0
2009	Midland	2	3	3.51	33	7	0	0	1	74.1	71	35	29	3	5	28	0	63	5	0
2010	Midland	0	0	6.23	3	0	0	0	0	4.1	6	3	3	1	0	3	0	1	2	0
2011	Arizona A's	0	1	8.53	5	5	0	0	0	6.1	6	6	6	0	0	4	0	8	0	0
2012	Stockton	0	1	5.28	12	0	0	0	0	15.1	26	13	9	1	1	5	0	25	3	0
	Midland	1	0	2.30	10	0	0	0	1	15.2	17	5	4	0	0	3	0	18	1	0
	Sacramento	3	0	1.77	22	0	0	0	0	35.2	26	9	7	4	2	15	0	31	5	0
2013	Midland	4	5	3.84	13	13	0	0	0	72.2	87	40	31	9	4	11	0	48	2	0
	Sacramento	5	3	4.42	12	11	0	0	0	71.1	81	36	35	4	3	13	0	49	3	0
	<b>Minor League Totals</b>	<b>15</b>	<b>13</b>	<b>3.69</b>	<b>130</b>	<b>36</b>	<b>0</b>	<b>0</b>	<b>4</b>	<b>324.0</b>	<b>345</b>	<b>159</b>	<b>133</b>	<b>23</b>	<b>16</b>	<b>91</b>	<b>0</b>	<b>271</b>	<b>22</b>	<b>1</b>
	<b>Mexican League Totals</b>	<b>5</b>	<b>1</b>	<b>2.56</b>	<b>52</b>	<b>0</b>	<b>0</b>	<b>0</b>	<b>1</b>	<b>59.2</b>	<b>45</b>	<b>19</b>	<b>17</b>	<b>2</b>	<b>1</b>	<b>28</b>	<b>2</b>	<b>61</b>	<b>5</b>	<b>0</b>

## CAREER TRANSACTIONS

**2006** — Signed by Saltillo of the Mexican League. **2007** — Had the rights to his contract purchased by the Oakland Athletics organization, November 21. **2008** — Sold to the Oakland Athletics organization, March 15. Loaned to Saltillo, June 16; returned to the Oakland organization, September 30.

## WORLD BASEBALL CLASSIC RECORD

Year	Club	W	L	ERA	G	GS	CG	SHO	SV	IP	H	R	ER	HR	HB	BB	IBB	SO	WP	BK
2013	Mexico	0	0	27.00	1	0	0	0	0	0.1	2	1	1	0	1	0	0	0	0	0

**LEFT-HANDED PITCHER****Height/Weight:** 6-4 / 240**Bats/Throws:** Left / Left**Birthdate:** January 7, 1984**Opening Day Age:** 30**Birthplace/Resides:** Tacoma, Washington / Sharpsburg, Georgia**Major League Service:** 7 years, 75 days**Obtained:** Acquired from the Boston Red Sox with Jon Lester and cash for Yoenis Céspedes and a 2015 Competitive Balance Pick, July 31, 2014**Contract Status:** Sixth year of a six-year contract through 2014.**CAREER HIGHLIGHTS**

Owens a 100-56 record in 221 career games, 200 starts, in eight seasons with Boston...has a .641 winning percentage, which is the third highest mark among active pitchers with at least 140 decisions...his 1,237 career strikeouts are the most in Boston history for a left-handed pitcher and fifth overall on the franchise strikeout list...also ranks among Sox all-time lefty leaders in wins (3rd) and starts (2nd)...his 17 games with at least 10 strikeout are the most double-digit strikeout games by a Sox southpaw and fourth-most overall by a Boston hurler...selected to the American League All-Star team twice, earning the honor in 2010 and 2011...since the start of the 2008 season, is tied for third in the AL in wins (89), fourth in strikeouts (1127) and starts (194), fifth in innings pitched (1232.0), eighth in opponents batting average (.247), ninth in winning percentage (.622) and 10th in ERA (3.65)...has compiled a 6-4 record with a 2.11 ERA in 13 career playoff games, including 11 starts...owns a 1.97 ERA in his 11 starts, the lowest career mark ever by a Red Sox starter with at least 40.0 postseason innings and fourth all-time among AL lefties

**2013 HIGHLIGHTS**

Went 15-8 (.652) with a 3.75 ERA over 33 starts to lead the Red Sox in wins, games started, innings pitched and strikeouts (177)...matched his single-season career high in games started (also 2008 and 2012) and tied for fourth in the American League in starts...has made 31 or more starts in each of the last six seasons beginning in 2008, joining Cy Young (8, 1901-1908), Roger Clemens (7, 1986-92), and Luis Tiant (6, 1973-78) as only Sox pitchers to achieve the feat in at least six consecutive seasons...is the first Red Sox lefty to do it...also ranked tied for sixth in the AL in wins and ninth in winning percentage...won 15 games for the fifth time in his career, which tied with Pedro Martinez, Luis Tiant, and Mel Parnell as the third most 15-win seasons as a Red Sox, trailing only Roger Clemens and Cy Young (both with 7)...has collected at least 15 wins in all but one season since 2008 (9-14 in 2012)...CC Sabathia is the only other pitcher in the majors to reach the 15-win mark in five seasons during that span...set new single-season career high in innings and ranked seventh in the AL...has surpassed the 200.0-inning mark five times in his career (2008-10, 2012-13), which is tied for the second-most such seasons ever by a Red Sox left-hander (Mel Parnell, 6)...that is tied for fifth most in team history among all pitchers...finished the season as the all-time Red Sox left-handed leader with 1237 strikeouts, ranking fifth overall on Boston's all-time list...also among Red Sox lefty leaders, ranks third with 100 wins (11th overall) and second with 220 starts (7th overall)...is one of 11 Major League pitchers to tally at least 150 strikeouts in each of the last six seasons...is one of four Red Sox to record 150 or more strikeouts at least six times with Boston, joining Roger Clemens (10 times), Pedro Martinez (7), and Cy Young (6)...has collected 10 career complete games, all since 2008, the third most by an AL lefty in that time behind Cliff Lee (14) and CC Sabathia (14)...has induced 127 double plays since 2008, which is second most in the American League and fifth in the majors in that time...went 9-1 with a 2.68 ERA in starts following a Red Sox loss...Boston was 11-2 in those contests...was 6-1 and posted a 2.84 ERA in 11 day games, the eighth lowest mark among AL qualifiers...his wins were tied for fourth in the AL and his .857 winning percentage was second to only Max Scherzer's 1.000 mark (5-0)

**BOSTON:** Was the first Red Sox left-handed starter to begin a season 6-0 since Bill Lee in 1978 (6-0)...struck out five or more batters in each of his first nine starts, the longest ever such streak to begin a campaign by a Red Sox left-hander and one shy of the longest streak in his career...allowed three runs or fewer and six hits or less in each of his first five starts from April 1-24, becoming the first Sox lefty starter to do it in the club's 1st 21 games of a season in the live ball era (since 1920)...only 2 other Sox

starters overall have done it in that time: Pedro Martinez in 2000 and Roger Clemens in 1991...threw a one-hit shutout May 10 against Toronto...it was his 10th career complete game and third career shutout...had gone 149 starts between shutouts (last July 3, 2008 at New York-AL)...allowed just one base runner, the first Red Sox to do that at Fenway Park since Derek Lowe against Tampa Bay in an April 27, 2002 no-hitter (one walk)...marked the first time since at least 1916 that a Sox lefty held an opponent to one hit or none without allowing a walk in a complete game...appeared in his 200th game May 31 at New York (AL), the 14th Red Sox left-hander to reach that milestone...tallied his 200th career start June 6 against Texas, becoming the third Red Sox left-hander and 12th Boston hurler overall to reach that milestone...posted a 2.57 ERA after the All-Star break, the sixth best mark in the AL...11 of his 13 outings during that span were quality starts...did not allow a home run in a career-high nine straight starts from Aug. 8-Sept. 20...went 70.1 homerless innings over the streak, surpassing his previous career high of 62.2 in 2009...had a quality start in nine consecutive outings from Aug. 8-Sept. 20, posting an AL best 1.80 ERA in that time...the nine-game quality start streak matched his career high from Aug. 4-Sept. 19, 2009...earned his 100th career win in the game that clinched the AL East Division Sept. 20 against Toronto...became the 11th player, third left-hander, to win 100 games with the Red Sox...joined Smoky Joe Wood (100-49), Mel Parnell (100-55), Bob Stanley (100-75), and Roger Clemens (100-47) as the only players to win their first 100 career games with Boston...only Wood, Clemens, and Parnell did it in fewer outings...went unbeaten (4-0) with a 2.55 ERA in six starts against the Blue Jays...the wins match the Red Sox most in a season against Toronto...went 4-1 with a 1.56 ERA in five postseason starts for Boston through the ALDS, ALCS, and World Series...started Game 1 of all 3 series: ALDS vs. Tampa Bay on Oct. 4 (W, 7.2 ip, 2 er), ALCS vs. Detroit on Oct. 12 (L, 6.1 ip, 1 er) and World Series vs. St. Louis on Oct. 23 (W, 7.2 ip, 0 r)...his five career Game 1 starts are the most for any pitcher in Red Sox history (set the record with his fourth in ALCS Game 1)...tied a Red Sox postseason record by fanning each of the first four hitters he faced in ALDS Game 1 against Tampa Bay...earned the win in Game 5 of the ALCS at Detroit on Oct. 17 (5.1 ip, 2 er) to give the Sox a 3-2 series lead headed back to Boston...pitched 7.2 scoreless innings in Game 1 of the World Series against the Cardinals at Fenway Park...became the third Red Sox left-hander ever to start Game 1 of the Fall Classic joining Babe Ruth (1918) and Bruce Hurst (1986)...became the first starting pitcher to win consecutive World Series games for his team (2007 Game 4 at Colorado ) since St. Louis' Bob Gibson did so in Games 7 and 1 of the 1967 and 1968 Fall Classic, respectively...recorded his fourth win of the postseason with a victory in Game 5 at St. Louis on Oct. 28...allowed one earned run in 7.2 innings to finish the series with a 0.59 ERA...the win was the sixth of his postseason career which ties him with Pedro Martinez for the most in Red Sox history.

## CAREER

**2012**—Led the Sox and finished among the American League leaders in starts (t-4th, 33), complete games (t-5th, 3), and innings (10th, 205.1)...topped Boston with 17 quality starts, including seven in his last 12 outings...his 4.82 ERA was the highest of his career after posting a sub-3.50 ERA in each of his previous four seasons from 2008-11...matched his career high for games started...tossed a career-high three complete games, which were the most by a Sox left-hander since Frank Viola in 1992 (6)...established a club-record for career strikeouts by a left-handed pitcher, passing Bruce Hurst (1043) during his start on Sept. 11 against New York-AL (ended season with 1060)...induced a career-high-tying 27 double plays (also 2008), which tied for second most in the majors...received 4.65 runs of support per nine innings, which was the lowest rate among Red Sox starters with at least 50.0 inning...left with the lead as the pitcher of record but ended up not factoring in the decision six times...went 6-4 with a 3.20 ERA in 15 starts on the road, the third best road ERA among AL leaders...allowed one earned run or less seven times away from home...held opponents to a .238 average on the road, the eighth best rate among AL hurlers...posted a .220 opponents average in day games, the seventh best rate among American Leaguers with at least 5 starts during the day...was the Sox Opening Day starter for the second straight year, getting the nod April 5 at Detroit...became the first Red Sox lefty to make back-to-back Opening Day starts since Mel Parnell did it three straight years from 1952-54...Babe Ruth (1916-18) and Lefty Grove (1939-40) are the only other lefties to start on Opening Day in consecutive years for Boston...snapped career-long stretches of five losses and eight winless starts dating back to Sept. 11, 2011 with his first win of the year April 28 at Chicago (AL)...surrendered a career-high 11 runs July 22 against...posted a 3.92 ERA in his final 13 starts following that outing...tallied his 1000th career strikeout in his 176th career outing July 28 at New York (AL), becoming the second-fastest Red Sox pitcher to hit the milestone after Roger Clemens (1,220 strikeouts) and eighth fastest big league left-hander since 1918...struck out a season-high 12 batters over 6.0 innings Aug. 12 at Cleveland...it marked the third time in

Red Sox history that a pitcher struck out at least 12 batters while tossing 6.0 or fewer innings...lost to Baltimore for the first time in his 21st career start against the club on Sept. 21, falling to 14-1 against the O's...the 14-game win streak against Baltimore was the longest ever vs. the Orioles franchise (since 1901) to begin a career...the last Sox pitcher to win that many consecutive decisions against any team was Tom Brewer with 14 against the Philadelphia/Kansas City A's from July 2, 1954 to July 24, 1957.

**2011**—Finished tied for 10th in the American League with 15 wins and tied for ninth with a .625 winning percentage...went 76-34 (.691) from 2006-11 for the sixth highest winning percentage by an AL pitcher in his first six Major League seasons since 1901 (min. 100 decisions)...recorded at least 15 wins and 150 strikeouts in each of four seasons from 2008-11, one of three major leaguers to reach both those marks in every year in that time (Sabathia, Halladay)...is the only Red Sox left-hander to accomplish the marks in as many as four seasons and one of four Sox hurlers overall (Roger Clemens 7, Cy Young 6, Pedro Martinez 5)...placed eighth among the AL leaders with an average of 8.55 strikeouts per nine innings...selected to the AL All-Star team for the second straight year...limited left-handed batters to a .207 clip, which was the third lowest mark among AL southpaws...held opponents scoreless in six outings, allowed one run or less 13 times and two runs or less 17 times...recorded 19 quality starts, which was second on the team behind Josh Beckett's 20...received an average of 6.86 runs of support per nine innings, which was the second highest rate among ML qualifiers behind Texas' Derek Holland (7.64)...received at least six runs of support in 10 of his 31 starts, including 10 runs or more five times...won 7 of 10 daytime decisions, which tied for second in the AL and tied for third in the majors...notched a 3.25 ERA in his 12 day starts compared to 3.61 in 19 nighttime outings...hit a career-high 11 batters, which tied for seventh in the AL...tied for fifth in the AL with 75 walks...tallied a season-high 11 strikeouts twice: May 3 vs. Los Angeles (AL) and Sept. 6 at Toronto...won his first two starts against New York (AL), giving him a win in five consecutive starts against the Yankees dating back to 2010...became the first Boston pitcher to win five consecutive starts against the Yankees since Reggie Cleveland won five in a row from July 26, 1975-June 18, 1977...was the first Sox lefty to win four straight starts against the Yankees in New York since Babe Ruth won four in a row from 1916-17, with all 4 of those games being played at the Polo Grounds...made his first career Opening Day start April 1 at Texas, becoming the 11th left-hander (18th time) to start for Boston on Opening Day...was the first since David Wells at Yankee Stadium on April 3, 2005...at 27 years and 84 days old, was the youngest Sox pitcher to start on Opening Day since Pedro Martinez on April 1, 1998...recorded six straight quality starts from April 7 to May 3, going 4-1 with a 1.54 ERA...tallied a seven-game winning streak from April 17 to May 25, which tied for fifth longest in the AL in 2011...threw a season-high 127 pitches in just 5.2 innings a losing effort May 30 against Chicago (AL)...earned his 10th win with 7.0 scoreless innings in a 5-2 Sox victory at Philadelphia June 30...became the first Sox lefty with 10 wins over the club's first 80 games of a season since Bill Lee in 1975...notched a season-high, 16.0-inning scoreless streak from June 30 to July 25...posted a 1.56 ERA over three July starts...left his start on July 5 against Toronto with a left latissimus strain after 4.0 no-hit innings...was placed on the 15-day disabled list July 6 and was reinstated July 25...added to the AL All-Star roster July 10...allowed one earned run or none in a career-high five straight starts from Aug. 16-Sept. 6, going 4-0 with a 1.16 ERA...since 1919, the only other left-handed Red Sox starter with such a run was Lefty Grove who also had a five-game stretch from April 17-May 5, 1936...made his last start of the season in the club's final game Sept. 28 at Baltimore on 3-days rest, his third career appearance (2nd start) on three-days rest...threw 6.0 innings of two-run ball but did not factor in the Red Sox 4-3 walk-off loss.

**2010**—Named Red Sox Pitcher of the Year along with Clay Buchholz by the Boston Chapter of the BBWAA...posted a career-high 19 wins and was selected to his first American League All-Star team...it marked third straight season winning Boston Pitcher of the Year honors...finished fourth in American League Cy Young Award voting...his 19 wins were the most by a Red Sox left-hander since Mel Parnell tallied 21 victories in 1953...at 26-years-old, was the youngest Sox southpaw with at least 19 victories in a season since Babe Ruth won 24 as a 22-year-old in 1917...tied his career high for strikeouts with 225 for the 2nd straight year (also 2009)...joins Roger Clemens (8 seasons), Pedro Martinez (6), Smoky Joe Wood (2), and Cy Young (2) as the only Sox pitchers ever with multiple 200-strikeout campaigns...led the AL and was second in the majors in strikeout per nine innings (9.7)...ranked among AL leaders in wins (t-2nd, 19), strikeouts (3rd, 225), opponent batting average (4th, .220), ERA (9th, 3.25), winning percentage (9th, .679), and walks (3rd)...finished third in the AL with a 2.88 road ERA and led MLB with 11 road wins...went 14-6 with a 3.48 ERA in 24 night starts...tied with Clay Buchholz for the AL lead in night wins and ranked 10th in the circuit in night ERA...was eighth in the AL with a 2.60 day

ERA while going 5-3...recorded 10 or more strikeouts in seven outings, which was the most in the AL and tied for the most in the majors (Gallardo, MIL; Lincecum, SF)...reached double-digit strikeouts in a four straight starts from Aug. 27-Sept. 13, which was the longest ever such streak by a Sox lefty... started and lost the first official game at the Twins new Target Field on April 12...became the first Red Sox hurler to start the first official game at a new ML ballpark since Howard Ehmke on April 18, 1923 at Yankee Stadium...recorded his 500th career strikeout against Willy Aybar in the fourth inning on April 18 against Tampa Bay...tallied a career-long, eight-game win streak over 11 starts from April 23-June 16 (2.01 ERA), which was the longest stretch by a left-handed Sox starter since Roger Moret went 12-0 from Sept. 19, 1971-Sept. 12, 1973...put together a season-high, 15.2-inning scoreless streak from April 23-May 4...also compiled a 15.0-inning scoreless run from Sept. 13 at Seattle through Sept. 25 at New York (AL)...allowed just one hit with 11 strikeouts over seven innings for the win April 28 at Toronto... named AL Pitcher of the Month for May, his third career monthly honor...during the month, went 5-0 with an AL-best 1.84 ERA and an ML best 45 strikeouts over six starts...threw a pair of complete games, including his 100th career start May 20 against Minnesota and opposite Tim Lincecum June 27 at San Francisco...drove in what proved to be the winning run with a third inning sacrifice fly June 27, becoming the first Sox pitcher to throw a complete game and record an RBI in the same game since Luis Tiant on Sept. 16, 1972...earned a decision in each of his final 19 starts of the season beginning June 16, posting a 12-7 record in that time...improved his career record to 50-18 with a victory over Arizona on June 16 in his 106th career game...earned his first career All-Star selection...tossed a perfect sixth, recording a hold in the July 13 exhibition in Anaheim...retired his first 17 batters and fanned career-high 13 in a 5-1 loss at Safeco Field on July 24...the strikeouts were the most by a Sox lefty since Bruce Hurst on May 5, 1987 at Oakland (14)...won six straight starts from Aug. 27-Sept. 25, posting a 1.76 ERA with 54 strikeouts in 41.0 innings...became the first Sox lefty to win at least six consecutive outings since Bob Ojeda, Sept. 1-28, 1983 (6)...earned the victory in his first five starts of September, becoming the first Red Sox pitcher to win five games in the month since Roger Clemens in 1987 (5-1).

**2009**—Named Red Sox Pitcher of the Year by the Boston Chapter of the BBWAA for the second straight year... finished among the American League leaders in strikeouts per nine innings (2nd, 9.96), strikeouts (3rd, 225), ERA (5th, 3.41), complete games (t-9th, 2), and wins (t-10th, 15)...was third in the majors in strikeouts per nine innings...topped the 15-win and 200-inning plateaus for the second year in a row... his 225 strikeouts were a career-high and a Sox record for a left-hander, passing the mark of 190 set by Bruce Hurst in 1987...fanned at least 10 batters on six occasions...struck out 10 Yankees in a 6-4 win May 4 in the Bronx... Lefty Grove was the last Red Sox lefty to fan at least 10 Yankees in a game with 11 at Fenway Park on Sept. 6, 1936...was 3-5 with a 6.07 ERA over his first 10 starts through May 26, went 12-3 with a 2.31 ERA in 22 starts over the remainder of the season...fanned 10 or more batters while limiting opponents to one run or less on three hits or fewer in three consecutive starts from May 31-June 12, the longest such streak by any Major League pitcher since 1900...tossed a complete-game two-hitter in an 8-1 win over Texas on June 6 at Fenway Park...retired the first 19 batters he faced before a one-out double by Michael Young in the 7th inning...threw 17.0 scoreless innings from Sept. 1-13...was forced out of his Sept. 25 start at Yankee Stadium with a contusion on the right quadriceps muscle after being hit by a Melky Cabrera line drive...started Game 1 of the ALDS at Los Angeles, allowing three runs on four hits and four walks while fanning five over 6.0 innings in the 5-0 loss.

**2008**—Spent his first full season in the majors and ranked among the American League leaders in wins (t-7th, 16), starts (t-5th, 33), complete games (t-9th, 2), shutouts (t-1st, 2), innings (7th, 210.1), ERA (4th, 3.21), and winning percentage (4th, .727)...was named Red Sox Pitcher of the Year by the Boston Chapter of the BBWAA...was the first lefty to get the honor since Bruce Hurst in 1988...finished third among AL lefties with 16 wins, the most by a Sox left-hander since Bruce Hurst's 18 in 1988...was sixth among ML southpaws with 210.1 innings, third in the AL...became the third left-handed Red Sox pitcher ever to reach 15 wins, 30 starts, 200.0 innings, 150 strikeouts and a sub-3.50 ERA in a single season, joining Babe Ruth (1916) and Lefty Grove (1937)...posted a 5-1 record and 1.41 ERA in nine starts following a Sox loss, with the team going 7-2 in those contests...went 11-1 in 17 starts at Fenway Park and tied for AL lead in home wins...his 2.49 home ERA was second lowest in AL...fell to Detroit 7-2 on April 9 in his first home start of the season...then went undefeated over his next 16 Fenway outings, posting an 11-0 record and 2.28 ERA...it was the longest streak by a Red Sox starter since Jack Kramer won 14 straight home decisions from May 11, 1948-Sept. 13, 1949...tossed the 18th no-hitter in Red Sox history in a 7-0 win against Kansas City on May 19 at Fenway Park...it was the first by a left-hander since Mel Parnell on July 14, 1956 against Chicago...had a season-high nine strikeouts and allowed

just two base runners on walks in the second and ninth innings...retired 20 straight batters between the free passes...tossed a career-high 130 pitches...threw his second shutout of the season July 3 at New York (AL)...allowed five hits and two walks in the 7-0 win...it was the first shutout by a Sox lefty at Yankee Stadium since Roger Moret on July 4, 1973...was named AL Pitcher of the Month for July, going 3-0 with a 2.05 ERA...it was his first monthly honor...took home AL Pitcher of the Month again for September, the first Boston pitcher with multiple monthly awards in a season since Pedro Martinez (4) in 1999...was 4-1 with a 2.14 ERA over five starts...went 1-2 with a 2.36 ERA over the ALDS and ALCS, leading the Red Sox with four starts, 26.2 innings, and 26 strikeouts...earned the win in Game 1 of the ALDS at Los Angeles on Oct. 1...did not allow an earned run in 14.0 innings in the Division Series, the second-highest total ever behind Jerry Reuss' 18.0 frames with the Dodgers in 1981...gave up a three-run homer to B.J. Upton in Game 3 of the ALCS to snap a string of 24.2 consecutive scoreless postseason frames dating back to Game 2 of the 2007 ALCS.

**2007**—Spent the majority of the second half with Boston, but also had stints with three of the Sox minor league affiliates while working his way back from lymphoma treatments...began the year on the disabled list and was sent to Single-A Greenville on a rehab assignment April 5...was transferred to Triple-A Pawtucket April 25 and was 0-1 with a 2.25 ERA before experiencing muscle cramping in his left forearm on May 2 vs. Indianapolis...recalled from the rehab assignment and spent the next two weeks undergoing treatment before beginning a second rehab stint with the PawSox...reinstated from the DL June 11 and optioned to Pawtucket...recalled July 23 and earned the win with a start that night at Cleveland, his first since Aug. 23, 2006 at Los Angeles (AL)...gave up two runs on five hits in 6.0 innings, walking three and striking out six in Boston's 6-2 victory...optioned to Double-A Portland Aug. 23 and made one start for the Sea Dogs before being called up again Sept. 2...went 2-0 with a 3.34 ERA in six September outings, including five starts...made three postseason appearances, including one start, for Boston...got the start and earned the win to secure the Sox' four-game sweep of the Rockies in the World Series on Oct. 28 at Colorado...went 5.2 scoreless innings in that outing, allowing three hits and three walks with three strikeouts in Boston's 4-3 victory...prior to that start, threw 3.0 scoreless innings in relief in Game 4 of the ALCS Oct. 16 at Cleveland...finished the postseason with a combined 8.2 scoreless innings over his final two postseason appearances.

**2006**—Made his Major League debut and 15 starts overall for Boston after a June call-up before his season was cut short due to the anaplastic large cell lymphoma diagnosis in late August...despite only 15 starts and 81.1 innings, he tied for fourth among American League rookies with seven wins...became the first Red Sox rookie to win his first five decisions (June 16-July 18) since Aaron Sele won his first six in 1993...began season with Pawtucket and made the jump to the majors after only 11 Triple-A starts...made big league debut at Fenway Park June 10, recording a no-decision in Boston's 7-4 loss to Texas...earned his first win June 16 at Atlanta in a 4-1 decision (6.1 ip, 5 h, 1 r, 1 er, 3 bb, 5 so)...struck out 10 in a 9-3 win against Washington June 21...did not suffer his first loss until his 10th start on July 28 against Los Angeles (AL)...tossed 8.0 innings and combined with Jonathan Papelbon to one-hit Kansas City in a 1-0 win at Fenway Park July 18...became the first Sox rookies to combine on a shutout since Dana Kiecker and Jeff Gray on Aug. 24, 1990...was placed on the DL Aug. 24...after undergoing treatment, was pronounced cancer-free in December 2006.

**2005**—Led the Eastern League with a 2.61 ERA and 163 strikeouts for Double-A Portland, earning EL Pitcher of the Year and Red Sox Minor League Pitcher of the Year honors...selected to the EL's year-end All-Star team and on the year-end Topps Double-A All-Star squad...led the Boston organization in strikeouts and was first among full-season pitchers in ERA...was one of three Sox farmhands with an organization-best 11 wins...also earned mid-season All-Star honors, but did not appear in the game...named Red Sox Minor League Pitcher of the Month in June and July, going 3-1 with a 1.69 ERA in six starts in June and 2-2 with a 1.54 ERA in four starts in July.

**2004**—Spent almost the entire year with Single-A Sarasota and also made one start for the Rookie-level Gulf Coast League Red Sox...struck out 97 in 90.1 innings with Sarasota, an average of 9.7 strikeouts per nine innings...held opponents to a .244 average...posted the first double-digit strikeout game of his career when he fanned 10 on May 23 against Lakeland.

**2003**—Appeared in 24 games, including 21 starts, for Single-A Augusta...named Red Sox Minor League Pitcher of the Month in April, going 1-1 with a 1.85 ERA in five starts.



**2002**—Started only one game in his first pro season, taking the loss Aug. 23 against the Gulf Coast League Rangers...participated in the Fall Instructional League following the season.

## PERSONAL/MISCELLANEOUS

Jonathan Tyler Lester was originally signed by Red Sox scout Gary Rajsich...is married, Farrah...the couple has two sons, Hudson, and Walker...graduated from Bellarmine Preparatory School in Tacoma, WA, where he was a three-time MVP and three-time All-Area selection...named Gatorade State Player of the Year for Washington in 2000...honored by the Boston Celtics with their "Heroes Among Us" award in 2008...attended a reception at the U.S. Embassy in Japan during the Sox opening series in 2008...earned 2008, 2009, 2010, and 2013 Red Sox Pitcher of the Year Honors from the Boston Chapter of the BBWAA...shared the award with Clay Buchholz in 2010...launched the NVRQT cancer research fundraising campaign with the Pediatric Cancer Research Foundation in May 2012...short for 'never quit', the rally cry NVRQT is the voice to support kids in their battle against pediatric cancer and the researchers working endlessly to find a cure...received the 2007 Tony Conigliaro Award for overcoming adversity...honored with the 2008 Hutch Award from the Fred Hutchinson Cancer Research Center in a ceremony at Safeco Field in Seattle on Jan. 21, 2009...the award was established in 1965 to honor baseball great Fred Hutchinson, who died of cancer the previous year at age 45, and is given annually to a Major League Baseball player who best exemplifies "Hutch's" fighting spirit and competitive desire

## LIFETIME PITCHING RECORD

Year	Club	W	L	ERA	G	GS	CG	SHO	SV	IP	H	R	ER	HR	HB	BB	IBB	SO	WP	BK
2002	GCL Red Sox	0	1	13.50	1	1	0	0	0	0.2	5	6	1	0	0	1	0	1	0	0
2003	Augusta	6	9	3.65	24	21	0	0	0	106.0	102	54	43	7	8	44	0	71	2	0
2004	Sarasota	7	6	4.28	21	20	0	0	0	90.1	82	46	43	2	3	37	0	97	1	1
	GCL Red Sox	0	0	0.00	1	1	0	0	0	1.0	0	0	0	0	0	2	0	1	1	0
2005	Portland	11	6	2.61	26	26	3	1	0	148.1	114	52	43	10	4	57	3	163	10	1
2006	Pawtucket	3	4	2.70	11	11	0	0	0	46.2	43	17	14	5	0	25	0	43	0	0
	BOSTON	7	2	4.76	15	15	0	0	0	81.1	91	43	43	7	5	43	1	60	5	0
2007	Pawtucket	4	5	3.89	14	14	2	0	0	71.2	67	32	31	4	3	31	0	51	4	0
	Portland	1	0	1.50	1	1	0	0	0	6.0	5	1	1	0	0	4	0	4	0	0
	Greenville	0	0	2.08	3	3	0	0	0	13.0	11	3	3	2	0	2	0	15	0	0
	BOSTON	4	0	4.57	12	11	0	0	0	63.0	61	33	32	10	1	31	0	50	1	0
2008	BOSTON	16	6	3.21	33	33	2	2	0	210.1	202	78	75	14	10	66	1	152	3	1
2009	BOSTON	15	8	3.41	32	32	2	0	0	203.1	186	80	77	20	3	64	0	225	6	0
2010	BOSTON	19	9	3.25	32	32	2	0	0	208.0	167	81	75	14	10	83	0	225	6	0
2011	BOSTON	15	9	3.47	31	31	0	0	0	191.2	166	77	74	20	11	75	0	182	4	0
2012	BOSTON	9	14	4.82	33	33	3	0	0	205.1	216	117	110	25	4	68	2	166	6	0
2013	BOSTON	15	8	3.75	33	33	1	1	0	213.1	209	94	89	19	7	67	0	177	5	0
<b>ML Totals</b>		<b>100</b>	<b>56</b>	<b>3.76</b>	<b>221</b>	<b>220</b>	<b>10</b>	<b>3</b>	<b>0</b>	<b>1376.1</b>	<b>1298</b>	<b>603</b>	<b>575</b>	<b>129</b>	<b>51</b>	<b>497</b>	<b>3</b>	<b>1237</b>	<b>36</b>	<b>1</b>

## CAREER TRANSACTIONS

**2002** — Selected by the Boston Red Sox organization in the 2nd round of the First-Year Player Draft. **2006** — On the disabled list, August 24 to November 5. **2007** — On the disabled list, March 23 to June 10; included rehabilitation assignment to Greenville, April 5 to 24, and Pawtucket, April 25 to May 2 and May 19 to June 10. **2008** — On suspended list, June 6 to 11. **2011** — On the disabled list, July 6 to 24. **2014** — Traded to the Oakland Athletics with outfielder Jonny Gomes and cash for outfielder Yoenis Céspedes and a 2015 Competitive Balance Pick.

## DIVISION SERIES RECORD

Year	Club/Opp.	W	L	ERA	G	GS	CG	SHO	SV	IP	H	R	ER	HR	HB	BB	IBB	SO	WP	BK
2007	BOS vs. LAA									(Did not play)										
2008	BOS vs. LAA	1	0	0.00	2	2	0	0	0	14.0	10	1	0	0	0	3	0	11	0	0
2009	BOS vs. LAA	0	1	4.50	1	1	0	0	0	6.0	4	3	3	1	0	4	0	5	0	0
2013	BOS vs. TB	1	0	2.35	1	1	0	0	0	7.2	3	2	2	2	0	3	0	7	0	0
<b>Totals</b>		<b>2</b>	<b>1</b>	<b>1.63</b>	<b>4</b>	<b>4</b>	<b>0</b>	<b>0</b>	<b>0</b>	<b>27.2</b>	<b>17</b>	<b>6</b>	<b>5</b>	<b>3</b>	<b>0</b>	<b>10</b>	<b>0</b>	<b>23</b>	<b>0</b>	<b>0</b>

## LEAGUE CHAMPIONSHIP SERIES RECORD

Year	Club/Opp.	W	L	ERA	G	GS	CG	SHO	SV	IP	H	R	ER	HR	HB	BB	IBB	SO	WP	BK
2007	BOS vs. CLE	0	0	4.91	2	0	0	0	0	3.2	3	2	2	1	0	1	0	5	0	0
2008	BOS vs. TB	0	2	4.97	2	2	0	0	0	12.2	14	8	7	3	0	2	0	15	0	0
2013	BOS vs. DET	1	1	2.31	2	2	0	0	0	11.2	13	3	3	0	2	4	0	7	0	0
<b>Totals</b>		<b>1</b>	<b>3</b>	<b>3.86</b>	<b>6</b>	<b>4</b>	<b>0</b>	<b>0</b>	<b>0</b>	<b>28.0</b>	<b>30</b>	<b>13</b>	<b>12</b>	<b>4</b>	<b>2</b>	<b>7</b>	<b>0</b>	<b>27</b>	<b>0</b>	<b>0</b>

### WORLD SERIES RECORD

Year	Club/Opp.	W	L	ERA	G	GS	CG	SHO	SV	IP	H	R	ER	HR	HB	BB	IBB	SO	WP	BK
2007	BOS vs. COL	1	0	0.00	1	1	0	0	0	5.2	3	0	0	0	0	3	0	3	0	0
2013	BOS vs. STL	2	0	0.59	2	2	0	0	0	15.1	9	1	1	1	0	1	0	15	0	0
<b>Totals</b>		<b>3</b>	<b>0</b>	<b>0.43</b>	<b>3</b>	<b>3</b>	<b>0</b>	<b>0</b>	<b>0</b>	<b>21.0</b>	<b>12</b>	<b>1</b>	<b>1</b>	<b>1</b>	<b>0</b>	<b>4</b>	<b>0</b>	<b>18</b>	<b>0</b>	<b>0</b>

### ALL-STAR GAME RECORD

Year	Club/Site	W	L	ERA	G	GS	CG	SHO	SV	IP	H	R	ER	HR	HB	BB	IBB	SO	WP	BK
2010	AL/LAA	0	0	0.00	1	0	0	0	0	1.0	0	0	0	0	0	0	0	0	0	0
2011	AL/ARI																			

Selected—Did Not Pitch

## VS. THE AMERICAN LEAGUE

2013		CAREER													
ERA	W	L	S	G	IP	ER	vs. TEAM	ERA	W	L	S	G	IP	ER	
4.70	1	2	0	4	23.0	12	Baltimore	2.94	15	3	0	0	25	156.1	51
—	0	0	0	0	0.0	0	Boston	—	0	0	0	0	0	0.0	0
7.50	0	1	0	1	6.0	5	Chicago (AL)	5.43	4	5	0	10	61.1	37	
3.86	1	0	0	2	14.0	6	Cleveland	3.43	6	1	0	13	78.2	30	
4.26	2	0	0	2	12.2	6	Detroit	4.63	2	2	0	7	44.2	23	
—	0	0	0	0	0.0	0	Houston	10.80	0	0	0	1	5.0	6	
1.29	0	1	0	1	7.0	1	Kansas City	1.60	6	3	0	10	67.1	12	
—	0	0	0	0	0.0	0	Los Angeles (AL)	4.44	4	2	0	8	48.2	24	
—	0	0	0	0	0.0	0	Minnesota	4.74	1	4	0	9	57.0	30	
3.29	2	1	0	4	27.1	10	New York (AL)	3.96	11	5	0	26	154.2	68	
4.50	1	1	0	2	12.0	6	Oakland	4.21	4	4	0	12	68.1	32	
9.00	0	1	0	1	5.0	5	Seattle	3.99	4	3	0	10	65.1	29	
4.32	2	1	0	4	25.0	12	Tampa Bay	4.30	12	9	0	26	157.0	75	
4.50	0	0	0	2	12.0	6	Texas	4.56	3	3	0	12	75.0	38	
2.55	4	0	0	6	42.1	12	Toronto	3.55	15	7	0	28	180.0	71	

## VS. THE NATIONAL LEAGUE

2013		CAREER												
ERA	W	L	S	G	IP	ER	vs. TEAM	ERA	W	L	S	G	IP	ER
12.46	0	0	0	1	4.1	6	Arizona	6.35	1	0	0	2	11.1	8
—	0	0	0	0	0.0	0	Atlanta	2.77	1	1	0	2	13.0	4
—	0	0	0	0	0.0	0	Chicago	5.68	2	0	0	2	12.2	8
—	0	0	0	0	0.0	0	Cincinnati	—	0	0	0	0	0.0	0
—	0	0	0	0	0.0	0	Colorado	1.50	0	1	0	1	6.0	1
—	0	0	0	0	0.0	0	Florida	3.60	0	1	0	2	10.0	4
1.23	1	0	0	1	7.1	1	Los Angeles	1.23	1	0	0	1	7.1	1
—	0	0	0	0	0.0	0	Milwaukee	3.38	0	1	0	1	8.0	3
—	0	0	0	0	0.0	0	New York	3.60	1	0	0	1	5.0	2
—	0	0	0	0	0.0	0	Philadelphia	1.67	3	0	0	4	27.0	5
—	0	0	0	0	0.0	0	Pittsburgh	3.00	0	1	0	1	6.0	2
1.29	0	0	0	1	7.0	1	San Diego	1.29	0	0	0	1	7.0	1
0.00	1	0	0	1	8.1	0	San Francisco	0.52	2	0	0	2	17.1	1
—	0	0	0	0	0.0	0	St. Louis	2.45	0	0	0	1	7.1	2
—	0	0	0	0	0.0	0	Washington	3.32	2	0	0	3	19.0	7

## MONTHLY BREAKDOWN

2013		CAREER												
ERA	W	L	S	G	IP	ER	by MONTH	ERA	W	L	S	G	IP	ER
—	0	0	0	0	0.0	0	March	9.00	0	1	0	1	4.0	4
3.11	4	0	0	6	37.2	13	April	3.91	11	8	0	33	202.1	88
3.92	2	2	0	6	41.1	18	May	4.08	18	9	0	36	229.2	104
7.62	2	2	0	5	28.1	24	June	3.41	19	7	0	34	219.1	83
3.13	2	2	0	5	31.2	11	July	3.73	13	10	0	35	222.0	92
2.97	2	2	0	6	39.1	13	August	3.96	18	10	0	42	259.0	114
2.57	3	0	0	5	35.0	10	September	3.54	20	9	0	38	228.2	90
—	0	0	0	0	0.0	0	October	0.00	1	0	0	2	11.1	0

## PITCHING BREAKDOWN

2013		CAREER												
ERA	W	L	S	G	IP	ER	by CATEGORY	ERA	W	L	S	G	IP	ER
3.09	7	1	0	13	87.1	30	Home	3.78	46	26	0	104	649.1	273
4.21	8	7	0	20	126.0	59	Road	3.74	54	30	0	117	727.0	302
2.84	6	1	0	11	73.0	23	Day	3.53	29	15	0	62	385.1	151
4.23	9	7	0	22	140.1	66	Night	3.85	71	41	0	159	991.0	424
4.58	8	6	0	20	125.2	64	Pre-ASG	3.70	53	28	0	118	743.2	306
2.57	7	2	0	13	87.2	25	Post-ASG	3.83	47	28	0	103	632.2	269
3.75	15	8	0	33	213.1	89	Starter	3.77	100	56	0	220	1374.1	575
2.67	2	0	0	4	27.0	8	Reliever	0.00	0	0	0	1	2.0	0

## BALLPARK BREAKDOWN

	ERA	W	L	S	G	IP	ER
Angel Stadium	5.24	2	1	0	4	22.1	13
AT&T Park	0.52	2	0	0	2	17.1	1
Camden Yards	2.99	8	1	0	13	81.1	27
Citizens Bank Park	1.67	3	0	0	4	27.0	5
Comerica Park	4.58	1	0	0	3	19.2	10
Coors Field	1.50	0	1	0	1	6.0	1
Dodger Stadium	1.23	1	0	0	1	7.1	1
Fenway Park	3.78	46	26	0	104	649.1	273
Globe Life Park	3.91	1	0	0	4	25.1	11
Kauffman Stadium	2.74	1	3	0	4	23.0	7
Metrodome	6.35	0	1	0	2	11.1	8
Minute Maid Park	10.80	0	0	0	1	5.0	6
Nationals Park	4.50	1	0	0	1	6.0	3
O.co Coliseum	3.82	1	3	0	5	30.2	13
Original Yankee Stadium	0.57	1	0	0	2	15.2	1
PNC Park	3.00	0	1	0	1	6.0	2
Progressive Field	3.72	4	0	0	8	48.1	20
Rogers Centre	3.35	7	5	0	16	104.2	39
Safeco Field	4.89	3	3	0	8	49.2	27
Sun Life Stadium	3.60	0	0	0	1	5.0	2
Target Field	6.05	0	2	0	3	19.1	13
Tokyo Dome	9.00	0	1	0	1	4.0	4
Tropicana Field	4.27	5	2	0	9	52.2	25
Turner Field	1.50	1	0	0	1	6.0	1
U.S. Cellular Field	4.20	4	3	0	7	45.0	21
Wrigley Field	4.05	1	0	0	1	6.2	3
Yankee Stadium	4.19	7	3	0	14	81.2	38

## FIELDING STATISTICS

Pitcher	Year	Pct.	G	PO	A	E	TC	DP
2006	1.000	15	0	11	0	11	0	
2007	.909	12	6	4	1	11	0	
2008	.952	33	19	21	2	42	3	
2009	.939	32	7	24	2	33	1	
2010	.930	32	5	35	3	43	2	
2011	.966	31	9	19	1	29	2	
2012	.946	33	14	21	2	37	3	
2013	.938	33	12	18	2	32	1	
<b>Totals</b>	<b>.945</b>	<b>221</b>	<b>72</b>	<b>153</b>	<b>13</b>	<b>238</b>	<b>12</b>	

## LESTER'S CAREER BESTS

**Low Hit Complete Game:** 0, May 19, 2008 vs. Kansas City  
**Innings Pitched:** 9.0 (seven times), last: May 10, 2013 vs. Toronto  
**Strikeouts:** 13, July 24, 2010 at Seattle  
**Pitches:** 130, May 19, 2008 vs. Kansas City  
**Longest Winning Streak:** 8, April 28 to June 16, 2010  
**Longest Losing Streak:** 5 (twice), last: July 8 to August 7, 2012  
**Longest Scoreless Streak:** 17.0, September 1-13, 2009



**RIGHT-HANDED PITCHER**

**Height/Weight:** 6-4 / 240

**Bats/Throws:** Right / Right

**Birthdate:** June 15, 1987

**Opening Day Age:** 26

**Birthplace/Resides:** Lafayette, Indiana / West Lafayette, Indiana

**Major League Service:** 1 year, 100 days

**Obtained:** Acquired with Craig Gentry for Michael Choice and minor leaguer Chris Bostick, December 3, 2013

**Contract Status:** First year of a one-year contract through 2014.

**CAREER HIGHLIGHTS**

Has pitched in 109 games with Los Angeles-NL (2011-12), Philadelphia (2012) and Texas (2013) over the last three years and is 5-8 with a save and a 3.82 ERA...made his Major League debut with 27 games over three stints with Los Angeles in 2011 and then pitched in 74 games with the Dodgers and Phillies in 2012...had three stints with Texas in 2013, including the first five starts of his career...is 18-14 with 18 saves and a 3.95 ERA (165 er in 375.2 ip) in 137 games, including 51 starts, in six minor league seasons...was drafted by Houston in the 3rd round of the 2005 draft but did not sign...was a 2nd round pick of the Dodgers in 2008...was rated as the Dodgers No. 8 prospect by *Baseball America* entering the 2011 season.

**2013 HIGHLIGHTS**

Spent most of the season at Triple-A Round Rock but also had three stints with Texas...went 1-3 with a 5.46 ERA in eight games, five starts...the starts were the first of his Major League career...was 0-3 with a 6.33 ERA and .304 opponents batting average in his five starting assignments...had a win and did not allow a run in 4.1 innings in his three relief appearances...opponents hit .071 against him as a reliever...stranded all three of his inherited runners and retired each of his three first batters faced in relief...allowed a .278 opponents average overall, including .262 (11-for-42) against right-handed hitters compared to .286 (24-for-84) against left-handers...his career splits are .202 (53-for-262) against righties, .283 (64-for-226) against lefties...yielded a .193 batting average the first time through the lineup, .348 after that...his career numbers are .222 (93-for-418) the first time, .343 (24-for-70) after that...opponents hit .237 with the bases empty, .340 with three of his four home runs with runners on base...however, allowed a .182 batting average with runners in scoring position, including .067 with RISP and two outs...his first stint with the Rangers lasted just one day as he was called up May 20 to start against Oakland...took the loss (4.2 ip, 7 h, 4 r, 4 er, 2 bb, 4 so) and was sent back to Round Rock following the game...was recalled a second time June 9 and went 0-1 with a 4.76 ERA in three starts before returning to the Express June 20...tossed a career-high 6.0 innings in back-to-back starts June 10 against Cleveland and June 15 against Toronto...struck out a career-high six in his start against the Indians...was 1-1 with a 5.59 ERA in four games, including one start, during his third stint from July 2 to 10...had career-highs in runs (6), hits (9) and walks (4) in 5.1 innings in his final start July 10 at Baltimore.

**ROUND ROCK:** Was 8-4 with a 3.08 ERA in 20 games, 18 starts, with Round Rock...had minor league career-highs in wins, starts and innings pitched...led the Express in wins and tied for second in strikeouts (79)...went 7-0 with a 1.99 ERA and .197 opponents batting average over his first 11 games, including 10 starts, before the All-Star Break...then went 1-4 with a 4.63 ERA and .237 opponents average in nine games, eight starts, after the break...allowed a .214 opponents batting average, including .207 (39-for-188) against left-handed pitching compared to .220 (47-for-214) against right-handers...held the opposition to a .158 batting average when leading off an inning...opponents hit .182 with the bases empty compared to .268 with runners on base...however, yielded a .184 average with runners in scoring position...compiled a 1.39 ERA over the first four innings of a game, compared to 6.32 from the fifth inning on...the Express were 12-6 (.667) in his starting assignments...tossed at least six innings in 10 of his 18 starts, allowed two runs or fewer 12 times and walked two batters or fewer 14 times...combined on a four-hit, 1-0 shutout at Iowa May 1...tossed a season-high 8.0 innings and allowed two of the hits...was 4-0 with a 2.08 ERA in eight games, seven starts, when he was called up to Texas for the first time May 20...won back-to-back starts May 27 at Memphis and June 2 against Nashville (1.93 ERA) before returning to Texas June 9...extended his season-opening winning streak to seven games

June 27 against New Orleans before joining Texas for the final time July 2...returned to Round Rock July 18 and went 1-4 with a 4.63 ERA over his final nine games, eight starts...walked a season-high four batters July 28 against Memphis...was on the suspended list from Aug. 13 to 17 for an intentional throwing incident...struck out a season-high nine batters and did not issue a walk in 6.0 innings Aug. 23 against Oklahoma City...allowed three runs and took the loss...yielded a season-high six runs on a season-high eight hits in his final start Sept. 2 at Omaha.

## CAREER

**2012**—Was 3-5 with a 3.55 ERA in 74 relief appearances with the Dodgers and the Phillies in his first full major league season...held opponents to a .232 batting average, which included .209 against right-handed batters compared to .261 against left-handers...posted a 1.79 ERA in his home parks with the Dodgers and Phillies, which ranked fourth lowest among National League pitchers with at least 40.0 innings...averaged 8.9 strikeouts per nine innings...issued runs in 19 of 74 appearances and permitted 11 of 26 inherited runners to score (42.3%)...allowed 26 of 74 1st batters to reach base...went 2-2 with a 3.02 ERA in 48 games with Los Angeles and led the club in appearances at the time of his trade to Philadelphia...opponents batted .241...worked a season best 9.2 scoreless innings in his first seven games from April 5-20 and posted a 0.66 ERA over his first 11 outings through April 30...permitted three earned runs in 0.2 innings May 1 at Colorado, then compiled a 1.83 ERA over his next 19 outings, lowering ERA to 2.12 through June 16...recorded a 5.27 ERA in his next 17 games before being traded to the Phillies July 31...was 1-3 with a 4.63 in 26 games with Philadelphia...held the opposition to a .213 batting average...was second on the staff in appearances during his Phillies tenure...permitted seven runs, six earned, in 5.0 innings in his first seven outings with Philadelphia, raising his season ERA to 3.76 through Aug. 16...compiled a 1.59 ERA over next 17 games...opponents hit just .203 over his final 19 games...earned his first Major League save Aug. 26 against Washington...had a season high three strikeouts twice: May 18 at St. Louis and Aug. 26 against Washington...worked 2.0 innings on five occasions, including his first two outings of the season, April 5 and 8 at San Diego...permitted high of three runs four times...issued 13 homers, the second most of any National League reliever (Livan Hernandez, 15).

**2011**—Was 1-0 with a 2.73 ERA in 27 games over three stints with the Dodgers in his rookie season...began the year at Double-A Chattanooga before he was selected by Los Angeles May 29...pitched a scoreless inning in his Major League debut June 1 against Colorado...had a 1.69 ERA in eight games when optioned to Chattanooga June 18...recalled July 29 and had a 3.00 ERA in eight outings before he was sent back to Chattanooga Aug. 24...joined the Dodgers again Aug. 31 and had a 3.60 ERA in 11 contests the rest of the season...opponents hit just .212, including .153 by right-handed batters...recorded his first ML win Aug. 12 against Houston...fanned five batters Sept. 14 against Arizona, which were the most by a Dodgers reliever all season...led Chattanooga in saves (17) while limiting the opposition to a .205 batting average, including .136 by right-handers...was rated as the Dodgers No. 8 prospect by *Baseball America* entering the season.

**2010**—Spent the entire year at Triple-A Albuquerque and ranked third on the staff in strikeouts (84)...was a non-roster invitee in the Dodgers' major league spring training camp and traveled with the club to Taiwan for a two-game exhibition series.

**2009**—Opened at Chattanooga and was used primarily in the rotation with 11 starts in 14 total appearances...was 2-1 with a 2.17 ERA in six home games...was promoted to Albuquerque June 25...went 2-0 with a 1.65 ERA in 17 relief appearances and 1-0 with a 4.63 ERA in three starts the rest of the year...opponents batted just .218 in his relief outings...won the July Dodger Pride Award for Albuquerque after going 1-0 with a 2.89 ERA in eight games, including two starts, in the month.

**2008**—Had a 1.86 ERA with 33 strikeouts in 29.0 innings over eight starts for Single-A Great Lakes after signing in June...opponents batted just .137...made one start at Double-A Jacksonville in the final week of the season...was rated by *Baseball America* as having the best pro debut in the Dodgers farm system at end of season.

## PERSONAL/MISCELLANEOUS

Joshua William Lindblom was originally signed by Dodgers scout Chet Sergio...was the Indiana Big School Player of the Year in 2005 at Harrison High School...was an all-state pitcher as a senior and an

all-conference selection in each of his last three years of high school...was rated by *Baseball America* as the top high school player from Indiana entering the 2005 draft...attended the University of Tennessee in Knoxville in 2006...also spent two years at Purdue, going 1-2 with a 3.32 and 12 saves in 30 appearances in 2008...is married, Aurielle...founded the Josh Lindblom Foundation at the beginning of 2012 to promote awareness and raise funds for families and children in need.

### LIFETIME PITCHING RECORD

Year	Club	W	L	ERA	G	GS	CG	SHO	SV	IP	H	R	ER	HR	HB	BB	IBB	SO	WP	BK
2008	Great Lakes	0	0	1.86	8	8	0	0	0	29.0	14	6	6	2	1	4	0	33	0	0
	Jacksonville	0	0	3.60	1	1	0	0	0	5.0	5	2	2	0	0	1	0	4	1	0
2009	Chattanooga	3	5	4.71	14	11	0	0	0	57.1	55	35	30	4	5	14	2	46	3	0
	Albuquerque	3	0	2.54	20	3	0	0	1	39.0	34	11	11	3	3	12	0	36	1	0
2010	Albuquerque	3	2	6.54	40	10	0	0	0	95.0	143	79	69	12	7	32	3	84	6	1
	Chattanooga	1	3	2.13	34	0	0	0	17	42.1	30	10	10	3	4	14	3	54	2	0
2011	LOS ANGELES (NL)	1	0	2.73	27	0	0	0	0	29.2	21	9	9	0	2	10	3	28	3	0
	LOS ANGELES (NL)	2	2	3.02	48	0	0	0	0	47.2	42	16	16	9	3	18	0	43	1	0
2012	PHILADELPHIA	1	3	4.63	26	0	0	0	1	23.1	19	15	12	4	1	17	2	27	1	0
	Round Rock	8	4	3.08	20	18	0	0	0	108.0	86	39	37	12	7	31	0	79	2	0
2013	TEXAS	1	3	5.46	8	5	0	0	0	31.1	35	19	19	4	0	11	2	21	2	0
	<b>AL Totals</b>	<b>1</b>	<b>3</b>	<b>5.46</b>	<b>8</b>	<b>5</b>	<b>0</b>	<b>0</b>	<b>0</b>	<b>31.1</b>	<b>35</b>	<b>19</b>	<b>19</b>	<b>4</b>	<b>0</b>	<b>11</b>	<b>2</b>	<b>21</b>	<b>2</b>	<b>0</b>
<b>NL Totals</b>		<b>4</b>	<b>5</b>	<b>3.31</b>	<b>101</b>	<b>0</b>	<b>0</b>	<b>0</b>	<b>1</b>	<b>100.2</b>	<b>82</b>	<b>40</b>	<b>37</b>	<b>13</b>	<b>6</b>	<b>45</b>	<b>5</b>	<b>98</b>	<b>5</b>	<b>0</b>
<b>ML Totals</b>		<b>5</b>	<b>8</b>	<b>3.82</b>	<b>109</b>	<b>5</b>	<b>0</b>	<b>0</b>	<b>1</b>	<b>132.0</b>	<b>117</b>	<b>59</b>	<b>56</b>	<b>17</b>	<b>6</b>	<b>56</b>	<b>7</b>	<b>119</b>	<b>7</b>	<b>0</b>

### CAREER TRANSACTIONS

**2005** — Selected by the Houston Astros organization in the third round of the First-Year Player Draft; did not sign. **2008** — Selected by the Los Angeles Dodgers organization in the second round of the First-Year Player Draft. **2012** — Traded to the Philadelphia Phillies with pitcher Ethan Martin and a player to be named later (infielder Stefan Jarrin) for outfielder Shane Victorino, July 31. Traded to the Texas Rangers with pitcher Lisalberto Bonilla for infielder Michael Young and cash considerations, December 9. **2013** — Traded to the Oakland Athletics with outfielder Craig Gentry for outfielder Michael Choice and minor league infielder Chris Bostick, December 3.

## VS. THE AMERICAN LEAGUE

2013		CAREER												
ERA	W	L	S	G	IP	ER	vs. TEAM	ERA	W	L	S	G	IP	ER
10.13	0	1	0	1	5.1	6	Baltimore	10.13	0	1	0	1	5.1	6
—	0	0	0	0	0.0	0	Chicago	0.00	0	0	0	1	1.0	0
4.50	0	0	0	1	6.0	3	Cleveland	4.50	0	0	0	1	6.0	3
0.00	0	0	0	1	1.2	0	Houston	1.74	1	0	0	8	10.1	2
—	0	0	0	0	0.0	0	Los Angeles	4.91	0	1	0	3	3.2	2
5.59	0	1	0	2	9.2	6	Oakland	8.38	0	2	0	3	9.2	9
0.00	1	0	0	2	2.2	0	Seattle	0.00	1	0	0	3	4.0	0
6.00	0	1	0	1	6.0	4	Toronto	6.00	0	1	0	1	6.0	4

## VS. THE NATIONAL LEAGUE

2013		CAREER												
ERA	W	L	S	G	IP	ER	vs. TEAM	ERA	W	L	S	G	IP	ER
—	0	0	0	0	0.0	0	Arizona	3.00	1	0	0	13	15.0	5
—	0	0	0	0	0.0	0	Atlanta	6.23	1	0	0	7	4.1	3
—	0	0	0	0	0.0	0	Chicago	0.00	0	0	0	2	2.0	0
—	0	0	0	0	0.0	0	Cincinnati	0.84	0	0	0	8	10.2	1
—	0	0	0	0	0.0	0	Colorado	8.59	0	0	0	9	7.1	7
—	0	0	0	0	0.0	0	Los Angeles	—	0	0	0	0	0.0	0
—	0	0	0	0	0.0	0	Miami	5.40	0	1	0	3	1.2	1
—	0	0	0	0	0.0	0	Milwaukee	7.71	0	1	0	4	4.2	4
—	0	0	0	0	0.0	0	New York	3.60	0	0	0	6	5.0	2
—	0	0	0	0	0.0	0	Philadelphia	0.00	0	0	0	5	5.0	0
—	0	0	0	0	0.0	0	Pittsburgh	0.00	0	0	0	1	1.0	0
—	0	0	0	0	0.0	0	San Diego	1.13	1	0	0	8	8.0	1
—	0	0	0	0	0.0	0	San Francisco	6.75	0	0	0	5	4.0	3
—	0	0	0	0	0.0	0	St. Louis	0.00	0	0	0	7	5.2	0
—	0	0	0	0	0.0	0	Washington	2.31	0	1	1	10	11.2	3

## MONTHLY BREAKDOWN

2013		CAREER												
ERA	W	L	S	G	IP	ER	by MONTH	ERA	W	L	S	G	IP	ER
—	0	0	0	0	0.0	0	April	0.66	1	0	0	11	13.2	1
7.71	0	1	0	1	4.2	4	May	4.96	1	1	0	13	16.1	9
4.76	0	1	0	3	17.0	9	June	4.08	0	3	0	24	39.2	18
5.59	1	1	0	4	9.2	6	July	4.09	1	1	0	18	22.0	10
—	0	0	0	0	0.0	0	August	4.43	2	1	1	21	20.1	10
—	0	0	0	0	0.0	0	September	2.84	0	1	0	21	19.0	6
—	0	0	0	0	0.0	0	October	18.00	0	1	0	1	1.0	2

## PITCHING BREAKDOWN

2013		CAREER												
ERA	W	L	S	G	IP	ER	by CATEGORY	ERA	W	L	S	G	IP	ER
4.50	1	2	0	7	26.0	13	Home	2.68	2	2	1	60	80.2	24
10.13	0	1	0	1	5.1	6	Road	5.61	3	6	0	49	51.1	32
4.91	0	1	0	2	11.0	6	Day	3.83	1	3	1	30	40.0	17
5.75	1	2	0	6	20.1	13	Night	3.82	4	5	0	79	92.0	39
5.46	1	3	0	8	31.1	19	Pre-ASG	3.80	3	5	0	55	83.0	35
—	0	0	0	0	0.0	0	Post-ASG	3.86	2	3	1	54	49.0	21
6.33	0	3	0	5	27.0	19	Starter	6.33	0	3	0	5	27.0	19
0.00	1	0	0	3	4.1	0	Reliever	3.17	5	5	1	104	105.0	37

## LINDBLOM'S 2013 STARTS

Date	Opponent	Score	Dec	ERA*	IP	H	R	ER	BB	SO	HR	#PIT
May 20	Oakland	2-9	L	7.71	4.2	7	4	4	2	4	1	88
June 10	Cleveland	6-3	-	5.91	6.0	5	3	3	1	6	0	101
June 15	Toronto	1-6	L	5.94	6.0	5	4	4	0	2	2	87
June 20	Oakland	4-3	--	5.40	5.0	8	2	2	2	2	0	98
July 10	at Baltimore	1-6	L	5.46	5.1	9	6	6	4	1	1	119

\*indicates overall ERA

## BALLPARK BREAKDOWN

	ERA	W	L	S	G	IP	ER
Angel Stadium	27.00	0	1	0	1	0.2	2
AT&T Park	18.00	0	0	0	2	1.0	2
Busch Stadium	0.00	0	0	0	4	2.2	0
Camden Yards	10.13	0	1	0	1	5.1	6
Chase Field	3.00	1	0	0	5	6.0	2
Citi Field	6.75	0	0	0	2	1.1	1
Citizens Bank Park	2.55	0	0	1	19	17.2	5
Coors Field	11.81	0	0	0	6	5.1	7
Dodger Stadium	1.35	1	0	0	37	40.0	6
Great American	0.00	0	0	0	2	2.0	0
Marlins Park	6.75	0	1	0	2	1.1	1
Miller Park	9.82	0	1	0	3	3.2	4
Minute Maid Park	2.25	0	0	0	3	4.0	1
Nationals Park	5.79	0	1	0	4	4.2	3
O.co Coliseum	INF	0	1	0	1	0.0	3
PETCO Park	0.00	1	0	0	4	5.0	0
Rangers Ballpark	4.50	1	2	0	7	26.0	13
Safeco Field	0.00	0	0	0	1	1.1	0
Turner Field	0.00	1	0	0	3	2.0	0
Wrigley Field	0.00	0	0	0	2	2.0	0

## FIELDING STATISTICS

### Pitcher

Year	Pct.	G	PO	A	E	TC	DP
2011	1.000	27	1	4	0	5	0
2012	.917	74	3	8	1	12	1
2013	1.000	8	1	5	0	6	0
<b>Totals</b>	<b>.957</b>	<b>109</b>	<b>5</b>	<b>17</b>	<b>1</b>	<b>23</b>	<b>1</b>

## LINDBLOM'S CAREER BESTS

Low Hit Complete Game: None

Innings Pitched: 6.0 (twice), last: June 15, 2013 vs. Toronto. As reliever: 2.1, September 8, 2011 at Washington

Strikeouts: 6, June 10, 2013 vs. Cleveland. As reliever: 5, September 14, 2011 vs. Arizona

Pitches: 119, July 10, 2013 at Baltimore. As reliever: 35, September 8, 2011 at Washington

Longest Winning Streak: 3, August 12, 2011 to May 22, 2012

Longest Losing Streak: 4, September 28, 2012 to June 15, 2013

Longest Scoreless Streak: 11.1, September 24, 2011 to April 20, 2012





## INFIELDER

**Height/Weight:** 6-0 / 180

**Bats/Throws:** Switch / Right

**Birthdate:** April 17, 1984

**Opening Day Age:** 29

**Birthplace/Resides:** Salem, Oregon / Houston, Texas

**Major League Service:** 5 years, 111 days

**Obtained:** Acquired from Houston with Fernando Rodriguez for Chris Carter, Brad Peacock and minor leaguer Max Stassi, February 4, 2013

**Contract Status:** First year of a one-year contract through 2014.

## CAREER HIGHLIGHTS

The switch-hitting infielder owns a .264 career average with 50 home runs and 234 RBI in 507 games in six seasons with Boston (2008-11), Houston (2012) and Oakland (2013)...set an Athletics record for doubles by a switch hitter (45) and an Oakland record for hits by a switch-hitter (175) in 2013...hit a career-high 16 home runs in his lone season with Astros in 2012...made eight starts at shortstop for Boston in the 2008 postseason...hit safely in each of his three ALDS games, including a walk-off RBI single in the ninth inning of Game 4 to give the Sox a 3-2 win and clinch the series, 3-1...became just the fourth rookie ever to end a postseason series with a walk-off hit...named the 2007 Red Sox Minor League Offensive Player of the Year, hitting a combined .298 with 47 doubles, 13 homers and 70 RBI in 133 games between Double-A Portland and Triple-A Pawtucket...entered that season rated the No. 5 prospect in the Red Sox organization according to *Baseball America*...was No. 9 in 2006.

## 2013 HIGHLIGHTS

Was acquired by the A's from Houston in February and batted .290 with 45 doubles, two triples, 15 home runs and 75 RBI in 154 games...set an Athletics record for doubles by a switch hitter and an Oakland record for hits by a switch-hitter (175)...equalled Brent Gates' Oakland record for batting average by a switch-hitter, established in 1993...the doubles ranked second in the American League (Machado, BAL 51), second in Oakland history and tied for seventh in Athletics history...fell two short of the Oakland record of 47 set by Jason Giambi in 2001...prior to 2013, he had not appeared in more than 97 games in any of his five seasons in the majors...in addition to games played,

he posted career highs in batting average, on-base percentage (.344), at bats (603), runs (80), hits (175), doubles, RBI, walks (50), extra base hits (62) and strikeouts (91)...led the A's in at bats, hits, doubles and grounded into double plays (17)...tied for second in the AL with 17 games of three or more hits, which was the fifth highest total in Oakland history...the switch-hitter batted .310 (66-for-213) when hitting right-handed compared to .279 (109-for-309) when batting left-handed...hit 14 of his 15 home runs off righties...his career splits are .299 (173-for-579) when batting right-handed, .247 (289-for-1172) when hitting left-handed...batted .303 on the road and .300 with runners in scoring position...hit .297 in his 119 games as a shortstop...led AL shortstops in slugging percentage (.472), doubles (40) and extra base hits (54), ranked second in batting average, third in RBI (66) and tied for third in home runs (13)...had a .320 batting average with nine walks (.393 on-base percentage) in 20 interleague games...is a .301 (40-for-133) career hitter in interleague play...started 150 games, including 115 at shortstop, 23 at second base and 12 at designated hitter...committed 16 errors in 119 games overall at shortstop for a .962 fielding percentage...the fielding percentage was the lowest among Major League shortstops and sixth lowest in Oakland history...it was the lowest since Alfredo Griffin in 1985 (.960)...averaged 3.70 total chances per nine innings, which was the lowest mark by a Major League shortstop since complete innings data is first available in 1974...the previous low was 3.71 by Derek Jeter in 2011...tied for third among AL shortstops in errors...also made two errors in 24 games at second base (.972 fielding percentage) and his 18 total errors tied for second most among all AL fielders (Ramirez, CWS 22)...hit .240 in 13 games at designated hitter and was 0-for-3 with a walk and three strikeouts as a pinch hitter...led the A's with 68 starts batting third and 48 starts hitting second...started games at every spot in the order except eighth and ninth.

## OAKLAND A'S MOST THREE-HIT GAMES

- 19 Mark Kotsay, 2004
- 19 Jason Giambi, 1999
- 19 Carney Lansford, 1989
- 18 Rickey Henderson, 1980
- 17 Jed Lowrie, 2013

**OAKLAND:** Had back-to-back games with two doubles April 3 and 4 against Seattle...scored a run in a career-high seven consecutive games from April 3-10...committed an error in three consecutive games, April 7-10...homered three times over his first seven games through April 7...then had a career-high 62-game homerless streak from April 9 to June 20...matched his career high with four RBI April 15 against Houston...also had four-RBI games Aug. 9 at Toronto and Sept. 11 at Minnesota and now has six four-RBI games in his career...went 4 for 4 April 19 at Tampa Bay, matching his career high in hits...that boosted his average to .413 over his first 17 games...then went 11-for-59 (.186) over his next 15 games from April 20 to May 7 to fall to .303...went 2-for-9 in the 19-inning game April 29 against Los Angeles (AL) to tie the Oakland record for at bats in a game (11th time, last: Mike Heath at Texas, July 1, 1979)...batted .333 with 11 doubles, three home runs and 15 RBI in the month of April...set an Oakland record for hits in the first month of the season with 34...broke the previous mark of 33 held by Stan Javier (1994) and Ben Grieve (1998)...tied the Oakland record for doubles in April (Mark Ellis, 2003)...added 13 walks for a .409 on-base percentage, which was the highest single month on-base percentage of his career...now has a .314 (89-for-283) career batting average in the first month of the season...hit .258 in 25 games in the month of May to drop his batting average to .297...then batted .330 in the month of June...had his fourth career four-hit game June 1 against Chicago (AL)...went a career-high 11 consecutive games without a RBI from June 4-15...tied an Oakland record for putouts in a nine inning game by a second baseman June 8 against Chicago (AL) with eight...hit .457 (16-for-35) with nine runs, two doubles, two home runs, nine RBI and five multiple hit games during a nine-game hitting streak from June 20-30...then went 12-for-69 (.174) over his next 18 games from July 1-24...went 0-for-4 July 2 against Chicago (NL) after hitting safely in each of his first 12 interleague games (17-for-44, .386)...that tied for the third longest interleague hitting streak in Oakland history...it gave him a 14-game interleague hitting streak dating back to 2012...was batting .301 at the conclusion of play July 12 but that would be his last day over .300...had a season-best 21-game errorless streak at shortstop from Aug. 4 to Sept. 3...had his fifth career four-hit game Aug. 9 at Toronto...had a career-high 12-game hitting streak from Aug. 18-30...went 20-for-50 (.400) with 10 runs, nine doubles, two triples, one home run, nine RBI and six multiple hit games during the streak...collected at least one extra base hit in 11 of those games, including a career-high six straight from Aug. 18-24...tripled in back-to-back games against Seattle Aug. 20 and 21...doubled in the first inning Aug. 27 at Detroit to set an all-time Athletics record for doubles by a switch-hitter with 37...broke the previous mark of 36 set by Nick Swisher in 2007...matched his career high with three runs scored Aug. 28 at Detroit...batted .287 in the month of August but 17 of his 31 hits were for extra bases (13 doubles, two triples, two home runs)...led the majors in doubles in August and tied for second in extra base hits...the 13 doubles set an Oakland record for the month of August and were the most by an Athletic since Dick Siebert had 15 in 1939...fell one short of the Oakland record for doubles in any month (Jason Giambi, 14 in July of 1996)...the 17 extra base hits tied the Oakland record for extra base hits in August (Crisp, 2012, Tejada, 2003)...hit .218 over his first 15 games in September but then batted .364 with three home runs, eight RBI and six multiple hit games over his final 10 contests...had five home runs and 17 RBI in 25 games in September...started all five games at shortstop in the ALDS against Detroit and went 3-for-20 (.150) with a home run and three RBI.

## CAREER

**2012**—Hit a career high 16 home runs in his first season with the Astros...led the club in walks (43) and ranked second in home runs...the home runs were third among all National League shortstops and second in Houston history to Dickie Thon's 20 in 1983...also ranked second among NL shortstops with his .436 slugging percentage...traditionally a stronger performer while batting right-handed, reversed that trend in 2012, posting a .265 average while batting left-handed and a .184 mark against lefties...played 93 games, including 90 starts at shortstop, posting a .980 fielding percentage at the position...had the best fielding percentage among NL shortstops with 90 or more games and ranked seventh in the Majors...finished his season by not committing an error in his final 31 games (116 total chances)...also began his season with a 23-game errorless streak before committing his first error May 9 against Miami...began the season on the disabled list and missed the first six games of the season with a sprained right thumb...activated April 13...sustained a sprained right ankle, which placed him on the DL for a second time from July 15 to Aug. 11...missed 52 team games in that stretch...hit home runs in three consecutive games from June 7-9, becoming the first Astros shortstop to do so since Andujar Cedeno from April 9-12, 1994...combined to play in six minor league games while on injury rehab assignments, including four playoff games...appeared in games for Double-A Corpus Christi and Single-A Lancaster during their playoff runs in September.

**2011**—Had a career-high four triples in 88 games in a season that included a trip to the disabled list... saw action at all four infield positions with 49 games at shortstop, 33 at third base, four at first base and one at second base... hit .330 against left-handed pitching, the seventh-best mark in the American League among players with at least 115 plate appearances against lefties... hit an AL-best (min. 50 PA) .368 in April and led the Sox with a .574 slugging percentage, which was 10th-best in the AL during the month... placed on the 15-day DL with a left shoulder strain June 17... played in five rehab games with Triple-A Pawtucket and was activated from DL Aug. 8... hit .270 in 55 games before the trip to the DL and .221 after... began a 5-4-3 triple play in game two of a doubleheader Aug. 16 against Tampa Bay... it was just the second triple play turned by Boston since 1980 and the club's first since shortstop John Valentin's unassisted triple play July 8, 1994 against Seattle.

**2010**—Started the season on the disabled list with mononucleosis but hit .287 with nine home runs in 55 games after joining the Red Sox in July... missed Boston's first 94 games while on the DL... activated July 21 and played in 55 of the club's last 68 tilts, including 45 starts... was placed on the 15-day DL March 26 and transferred to the 60-day DL April 14... made 24 starts at second base (28 total games) and 21 at shortstop (23), including 19 starts at short over the club's last 24 contests... also appeared in seven games at first base, his first action at the position at the Major League level, and one at third base... 23 of his 49 hits went for extra bases... after his activation from the DL July 21, led AL middle infielders (min. 10 PA) in on-base percentage (.381), slugging (.526) and OPS (.907) and ranked in that group in extra-base hits (t-2nd, 23) and homers (t-3rd, 9)... posted a career-high, 16-game on-base streak, July 26-Aug. 21 (.347, 17-for-49, 11 walks)... hit his first career walk-off home run to lead off the bottom of the 11th inning Aug. 21 off Toronto's Casey Janssen... reached base safely in 23 consecutive starts from Aug. 27-Sept. 29... notched his first career multi-homer games with two long balls in wins on both Sept. 14 at Seattle and Oct. 3 against New York (AL).

**2009**—Limited to 32 games with the Big League club due to two trips to the disabled list... made an Opening Day roster for the first time in his career... appeared at second base (2 games), third base (4 games) and shortstop (26 games) for the second straight season... made his first career Opening Day start April 7 against Tampa Bay... was placed on the 15-day DL April 12 with a left wrist sprain... underwent an ulnar styloid excision and arthroscopic ligament repair on that wrist April 21... reinstated from the DL July 8 and optioned to Short-Season Single-A Lowell... recalled by the Sox from Triple-A Pawtucket July 18 but appeared in only 14 games before returning to the DL Aug. 7 with ulnar neuritis in his left wrist... reinstated Sept. 8... belted his first career grand slam off Chris Perez on the final day of the regular season, Oct. 4 against Cleveland... combined to hit .202 with three homers and 11 RBI in 26 minor league games between Pawtucket, Portland and Lowell, including 18 rehab outings... played in all three of Boston's ALDS games against Los Angeles but made no starts.

**2008**—Saw his first Major League action, playing most of the year with the Red Sox... finished among American League rookie leaders in sacrifice flies (t-1st in Majors, 8), doubles (5th, 25), triples (t-6th, 3), walks (8th, 35) and extra-base hits (10th, 30)... collected 46 RBI, second most ever for a Red Sox rookie switch-hitter (Reggie Smith, 61 in 1967)... hit .338 right-handed... played with a non-displaced fracture in his left wrist for much of the season... appeared in 49 games at shortstop, 45 at third base and three at second base... became just the second switch-hitter ever to play at least 30 games at both shortstop and third base in his first ML season, joining Carlos Baerga (1990)... set a ML record for rookie shortstops by handling 155 chances without an error... tallied 154 errorless chances to start his career before a miscue at third base in the second game of a doubleheader Aug. 26 at New York (AL)... was a non-roster invitee to Spring Training and accompanied the team to Japan before opening the year at Triple-A Pawtucket... selected to the ML roster April 10... started at third base in his Big League debut April 15 at Cleveland... knocked a two-run single off Rafael Perez in the seventh inning for first hit... finished the game with three RBI, which was the most by a Red Sox in his first ML game since Merrill Combs also had three Sept. 12, 1947... hit safely in his first eight tilts with an at-bat, matching the third longest streak by a Sox player to begin his Major League career since at least 1920 behind only nine-game runs by Ted Williams (April 20-May 4, 1939) and Shea Hillenbrand (April 2-12, 2001)... connected for his first ML homer off Glen Perkins May 10 at Minnesota... optioned to Pawtucket May 11 and rejoined Boston July 12... started 57 of the club's final 64 games... knocked a game-winning solo homer in the 11th inning Aug. 24 at Toronto... made eight starts at shortstop in the postseason and hit .207 with two RBI in nine games overall... hit safely in each of his three ALDS games (.364), including a walk-off RBI single in the ninth inning of Game 4 to give the Sox a 3-2 win and clinch the series, 3-1... became just the fourth

rookie ever to end a postseason series with a walk-off hit...was 2-for-18 (.111) with a RBI in six ALCS games against the Rays.

**2007**—Named the Red Sox Minor League Offensive Player of the Year, hitting a combined .298 with 47 doubles, 13 homers, 70 RBI and 82 runs in 133 games between Double-A Portland and Triple-A Pawtucket...named both a Minor League All-Star and Double-A All-Star by *Baseball America*...combined to play 116 games at shortstop, nine at second base and two at third base...began the season with Portland...was one of four Sea Dogs selected to the Eastern League All-Star Game...placed fourth in the Eastern League with seven triples despite not finishing the year with Portland...earned a July 27 promotion to Pawtucket...named the Red Sox Minor League Defensive Player of the Month for August/September...played for the Mesa Solar Sox in the Arizona Fall League, hitting .163 with 14 RBI in 24 games...prior to the season, rated the No. 5 prospect in the Red Sox organization according to *Baseball America*

**2006**—Spent the entire year with Single-A Wilmington...tied for fourth in the Carolina League with six triples...played 88 games in the field, exclusively at shortstop...for the second straight year, won Boston Minor League Quality Plate Appearances Award for the month of August...hit .327 with nine doubles, two homers, three triples and 12 walks in the month...hit .231 (3-for-13) in three postseason games for the Blue Rocks...entered 2006 as the No. 9 prospect in the Red Sox system, according to *Baseball America*.

**2005**—In his first pro campaign, named a New York-Penn League All-Star with Short-Season Single-A Lowell...led the league with a .429 on-base percentage and tied for fifth with a .328 batting average...won the organization's Quality Plate Appearances Award in August, hitting .341 with 21 walks compared to 13 strikeouts in 25 games.

## PERSONAL/MISCELLANEOUS

Jed Carlson Lowrie...graduated from North Salem HS in Oregon...went on to attend Stanford University where he earned First-Team All-American and All-Pac-10 honors from *Baseball America* in both 2004 and 2005...hit .338 with 47 doubles, 31 homers, 162 RBI and 143 runs scored in 179 games over three seasons while with the Cardinal...named a *Baseball America* Pre-season First-team All-American on three occasions...as a sophomore in 2004, captured Pac-10 Player of the Year honors after winning the conference Triple Crown with a .399 batting average, 17 home runs and 68 RBI...was a 2004 national semifinalist for the Dick Howser Trophy, presented annually to the nation's top collegiate player...is married, Milessa...they have a daughter, Saige.

## LIFETIME PLAYING RECORD

Year	Club	AVG.	G	AB	R	H	2B	3B	HR	RBI	SH	SF	HP	BB	SO	SB	CS	SLG	OBP	E
2005	Lowell	.328	53	201	36	66	12	0	4	32	2	1	2	34	30	7	5	.448	.429	10
2006	Wilmington	.262	97	374	43	98	21	6	3	50	0	8	2	54	65	2	2	.374	.352	25
2007	Portland	.297	93	337	61	100	31	7	8	49	3	2	1	65	58	5	3	.501	.410	13
	Pawtucket	.300	40	160	21	48	16	1	5	21	0	2	3	12	33	0	1	.506	.356	7
2008	Pawtucket	.268	53	198	35	53	14	2	5	32	0	5	0	31	43	1	0	.434	.359	7
	BOSTON	.258	81	260	34	67	25	3	2	46	2	8	1	35	68	1	0	.400	.339	2
2009	BOSTON	.147	32	68	5	10	2	0	2	11	0	2	0	6	20	0	0	.265	.211	1
	Pawtucket	.176	22	68	9	12	3	0	3	8	0	1	1	13	13	0	0	.353	.313	4
	Portland	.600	1	5	1	3	1	0	0	2	0	0	0	0	0	0	0	.800	.600	0
	Lowell	.182	3	11	2	2	2	0	0	1	0	0	0	2	1	0	0	.364	.308	1
2010	Lowell	.400	6	15	2	6	1	0	0	5	0	1	0	5	1	0	0	.467	.524	0
	Pawtucket	.333	4	15	3	5	3	0	1	4	0	1	0	1	4	1	0	.733	.353	0
	BOSTON	.287	55	171	31	49	14	0	9	24	0	0	1	25	25	1	1	.526	.381	5
2011	BOSTON	.252	88	309	40	78	14	4	6	36	1	6	2	23	60	1	1	.382	.303	15
	Pawtucket	.412	5	17	2	7	4	0	0	5	0	0	0	2	1	0	0	.647	.474	0
2012	Oklahoma City	.500	2	6	1	3	0	0	0	3	0	1	0	1	1	0	0	.500	.500	0
	HOUSTON	.244	97	340	43	83	18	0	16	42	0	2	2	43	65	2	0	.438	.331	8
2013	OAKLAND	.290	154	603	80	175	45	2	15	75	3	4	2	50	91	1	0	.446	.344	18
<b>AL Totals</b>		<b>.269</b>	<b>410</b>	<b>1411</b>	<b>190</b>	<b>379</b>	<b>100</b>	<b>9</b>	<b>34</b>	<b>192</b>	<b>6</b>	<b>20</b>	<b>6</b>	<b>139</b>	<b>264</b>	<b>4</b>	<b>2</b>	<b>.425</b>	<b>.332</b>	<b>41</b>
<b>NL Totals</b>		<b>.244</b>	<b>97</b>	<b>340</b>	<b>43</b>	<b>83</b>	<b>18</b>	<b>0</b>	<b>16</b>	<b>42</b>	<b>0</b>	<b>2</b>	<b>2</b>	<b>43</b>	<b>65</b>	<b>2</b>	<b>0</b>	<b>.438</b>	<b>.331</b>	<b>8</b>
<b>ML Totals</b>		<b>.264</b>	<b>507</b>	<b>1751</b>	<b>233</b>	<b>462</b>	<b>118</b>	<b>9</b>	<b>50</b>	<b>234</b>	<b>6</b>	<b>22</b>	<b>8</b>	<b>182</b>	<b>329</b>	<b>6</b>	<b>2</b>	<b>.427</b>	<b>.332</b>	<b>49</b>

## CAREER TRANSACTIONS

**2005** — Selected by the Boston Red Sox organization as a supplemental pick following the 1st round (45th selection overall) in First-Year Player Draft. **2009** — On the disabled list, April 12 to July 7; included rehabilitation assignments to Pawtucket, June 21 to July 5, and Portland, July 6 to 7. On the disabled list, August 7 to September 7; included rehabilitation assignment to Pawtucket, August 24 to September 7. **2010** — On the disabled list, March 26 to July 20; included rehabilitation assignments to Lowell, July 5 to 14, and Pawtucket, July 15 to 20. **2011** — On the disabled list, June 17 to August 7; included rehabilitation assignment to Pawtucket, August 1 to 7. Traded to the Houston Astros with pitcher Kyle Weiland for pitcher Mark Melancon, December 14. **2012** — On the disabled list, March 29 to April 12; included rehabilitation assignment to Oklahoma City, April 10 to 11. On the disabled list, July 15 to September 10; included rehabilitation assignments to Corpus Christi, September 7, and Lancaster, September 8 to 10. **2013** — Traded to the Oakland Athletics with pitcher Fernando Rodriguez for pitcher Brad Peacock, first baseman Chris Carter and minor league catcher Max Stassi, February 4.

### DIVISION SERIES RECORD

Year	Club/Opp.	AVG.	G	AB	R	H	2B	3B	HR	RBI	SH	SF	HP	BB	SO	SB	CS	SLG	OBP	E
2008	BOS vs. LAA	.364	3	11	2	4	0	0	0	1	0	0	1	1	3	0	0	.364	.462	1
2009	BOS vs. LAA	.000	3	2	0	0	0	0	0	0	0	0	0	1	0	0	0	.000	.000	0
2013	OAK vs. DET	.150	5	20	2	3	1	0	1	3	0	0	0	2	7	0	0	.350	.227	0
<b>Totals</b>		<b>.212</b>	<b>11</b>	<b>33</b>	<b>4</b>	<b>7</b>	<b>1</b>	<b>0</b>	<b>1</b>	<b>4</b>	<b>0</b>	<b>0</b>	<b>1</b>	<b>3</b>	<b>11</b>	<b>0</b>	<b>0</b>	<b>.333</b>	<b>.297</b>	<b>1</b>

### LEAGUE CHAMPIONSHIP SERIES RECORD

Year	Club/Opp.	AVG.	G	AB	R	H	2B	3B	HR	RBI	SH	SF	HP	BB	SO	SB	CS	SLG	OBP	E
2009	BOS vs. TB	.111	6	18	2	2	1	0	0	1	0	1	0	4	4	0	0	.167	.261	0

### 10 OR MORE RUNS IN AN INNING IN OAKLAND HISTORY

Runs	Opponent	Inning	Date	Runs	Opponent	Inning	Date
13	California	B-1	July 5, 1996	10	Seattle	B-3	June 23, 1992
10	Milwaukee	B-4	May 9, 1972	10	at Kansas City	T-3	June 18, 2000
10	at New York	T-5	August 29, 1989	10	at Minnesota	T-4	September 11, 2013

## VS. THE AMERICAN LEAGUE

2013		CAREER								
AVG.	AB	H	HR	RBI	vs. TEAM	AVG.	AB	H	HR	RBI
.318	22	7	0	2	Baltimore	.233	103	24	3	18
.290	25	5	1	1	Boston	.200	25	5	1	1
.241	29	7	0	0	Chicago	.235	98	23	2	11
.179	28	5	0	0	Cleveland	.167	84	14	1	9
.385	26	10	1	6	Detroit	.340	50	17	1	7
.294	68	20	3	12	Houston	.294	68	20	3	12
.238	21	5	1	4	Kansas City	.275	51	14	1	10
.288	66	19	2	12	Los Angeles	.275	138	38	2	17
.344	32	11	3	9	Minnesota	.316	57	18	4	13
.240	25	6	0	0	New York	.310	113	35	3	10
—	0	0	0	0	Oakland	.241	58	14	1	13
.388	67	26	2	10	Seattle	.315	124	39	5	18
.350	20	7	0	2	Tampa Bay	.189	106	20	0	8
.206	68	14	0	5	Texas	.272	158	43	3	19
.290	31	9	1	5	Toronto	.273	143	39	7	26

## VS. THE NATIONAL LEAGUE

2013		CAREER								
AVG.	AB	H	HR	RBI	vs. TEAM	AVG.	AB	H	HR	RBI
—	0	0	0	0	Arizona	—	0	0	0	0
—	0	0	0	0	Atlanta	—	0	0	0	0
.091	11	1	0	0	Chicago	.192	52	10	1	3
.313	16	5	0	0	Cincinnati	.394	33	13	2	5
—	0	0	0	0	Colorado	.400	15	6	1	2
—	0	0	0	0	Los Angeles	.174	23	4	0	1
—	0	0	0	0	Miami	.167	24	4	0	1
.417	12	5	0	1	Milwaukee	.288	52	15	3	8
—	0	0	0	0	New York	.600	10	6	1	3
—	0	0	0	0	Philadelphia	.231	13	3	0	2
.333	12	4	0	0	Pittsburgh	.250	44	11	1	5
.400	10	4	1	4	St. Louis	.283	53	15	3	8
—	0	0	0	0	San Diego	.188	16	3	1	2
.357	14	5	0	2	San Francisco	.207	29	6	0	2
—	0	0	0	0	Washington	.273	11	3	0	0

## MONTHLY BREAKDOWN

2013		CAREER								
AVG.	AB	H	HR	RBI	by MONTH	AVG.	AB	H	HR	RBI
.333	102	34	3	15	April	.314	283	89	8	39
.258	93	24	0	8	May	.265	298	79	7	33
.330	103	34	2	11	June	.252	226	57	8	27
.245	98	24	3	9	July	.225	213	48	4	24
.287	108	31	2	15	August	.282	351	99	8	53
.283	99	28	5	17	September	.237	358	85	12	51
—	0	0	0	0	October	.227	22	5	3	7

## BATTING BREAKDOWN

2013		CAREER								
AVG.	AB	H	HR	RBI	by CATEGORY	AVG.	AB	H	HR	RBI
.277	296	82	7	35	Home	.270	858	232	23	127
.303	307	93	8	40	Road	.258	893	230	27	107
.292	250	73	6	21	Day	.265	574	152	20	67
.289	353	102	9	54	Night	.263	1177	310	30	167
.295	342	101	7	37	Pre-ASG	.271	883	239	25	105
.284	261	74	8	38	Post-ASG	.257	868	223	25	129
.305	210	64	1	20	vs. LHP	.297	576	171	15	91
.282	393	111	14	55	vs. RHP	.248	1175	291	35	143
.300	130	39	5	58	RISP	.256	434	111	10	169
.182	11	2	0	6	Bases Loaded	.216	51	11	1	37
.000	3	0	0	0	Pinch Hitter	.240	25	6	0	3
.240	50	12	2	7	Designated Hitter	.211	57	12	2	7

## BALLPARK BREAKDOWN

	AVG.	AB	H	HR	RBI
Angel Stadium	.243	70	17	1	9
AT&T Park	.125	24	3	0	1
Ballpark in Arlington	.274	84	23	2	6
Busch Stadium	.250	8	2	0	0
Camden Yards	.263	57	15	2	7
Citizens Bank Park	.000	4	0	0	0
Comerica Park	.407	27	11	1	7
Coors Field	.400	15	6	1	2
Dodger Stadium	.182	11	2	0	1
Fenway Park	.269	412	111	7	68
Great American Ball Park	.368	19	7	1	3
Kauffman Stadium	.324	34	11	1	7
Mall of America Field	.750	4	3	1	1
Marlins Park	.250	12	3	0	1
Miller Park	.314	35	11	2	4
Minute Maid Park	.268	194	52	11	27
Nationals Park	.273	11	3	0	0
O.co Coliseum	.274	314	86	8	38
Old Yankee Stadium	.250	12	3	0	0
PNC Park	.237	38	9	0	2
Progressive Field	.121	33	4	0	4
Rogers Centre	.188	69	13	4	10
Safeco Field	.352	71	25	4	15
Target Field	.250	20	5	1	5
Tropicana Field	.180	50	9	0	4
U.S. Cellular Field	.214	56	12	2	7
Wrigley Field	.059	17	1	0	0
Yankee Stadium	.300	50	15	1	5

## FIELDING STATISTICS

### First Base

YEAR	PCT.	G	PO	A	E	TC	DP
2010	.923	7	10	2	1	13	2
2011	1.000	4	12	0	0	12	0
<b>Totals</b>	<b>.960</b>	<b>11</b>	<b>22</b>	<b>2</b>	<b>1</b>	<b>25</b>	<b>2</b>

### Second Base

YEAR	PCT.	G	PO	A	E	TC	DP
2008	1.000	3	2	4	0	6	0
2009	—	2	0	0	0	0	0
2010	.976	28	44	77	3	124	14
2011	1.000	1	0	2	0	2	0
2013	.972	24	33	36	2	71	10
<b>Totals</b>	<b>.975</b>	<b>58</b>	<b>79</b>	<b>119</b>	<b>5</b>	<b>203</b>	<b>24</b>

### Third Base

YEAR	PCT.	G	PO	A	E	TC	DP
2008	.974	45	16	59	2	77	8
2009	1.000	4	1	4	0	5	0
2010	1.000	1	0	1	0	1	0
2011	.948	33	28	64	5	97	5
<b>Totals</b>	<b>.961</b>	<b>83</b>	<b>45</b>	<b>128</b>	<b>7</b>	<b>180</b>	<b>13</b>

### Shortstop

YEAR	PCT.	G	PO	A	E	TC	DP
2008	1.000	49	46	109	0	155	21
2009	.987	26	22	52	1	75	16
2010	.986	23	26	46	1	73	17
2011	.945	49	59	112	10	181	22
2012	.980	93	102	284	8	394	48
2013	.962	119	139	266	16	421	56
<b>Totals</b>	<b>.972</b>	<b>359</b>	<b>394</b>	<b>869</b>	<b>36</b>	<b>1299</b>	<b>180</b>

## LOWRIE'S CAREER BESTS

**Hits:** 4 (five times), last: August 9, 2013 at Toronto

**Home Runs:** 2 (twice), October 3, 2010 vs. New York (AL); September 14, 2010 at Seattle

**Runs Batted In:** 4 (six times), last: September 11, 2013 at Minnesota

**Stolen Bases:** 1 (six times), last: May 30, 2013 at San Francisco

**Hitting Streak:** 12, August 18 to 30, 2013

**Hitless Streak (At Bats):** 18 (twice), last: April 7 to July 18, 2009

**Game Ending RBI:** 2, August 21, 2010 vs. Toronto (home run), August 1, 2008 vs. Oakland (single)


**Grand Slams:** 1, October 4, 2009 vs. Cleveland (Chris Perez)

**Pinch-Hit Home Runs:** None

**Inside-The-Park Home Runs:** None.

**Lead Off Home Runs:** None



**INFIELDER****Height/Weight:** 5-11 / 175**Bats/Throws:** Right / Right**Birthdate:** January 24, 1986**Opening Day Age:** 28**Birthplace/Resides:** Carabobo, Venezuela / Carabobo, Venezuela**Major League Service:** None**Obtained:** Signed to a minor league contract, November 18, 2013**Contract Status:** First year of a one-year contract through 2014.**NON-ROSTER INVITEE****CAREER HIGHLIGHTS**

Was originally signed by St. Louis out of Venezuela Dec. 15, 2004 and spent six seasons in the Cardinals farm system from 2005-10...appeared in just six games over his final two seasons because of injury and did not play in 2011...has spent the last two seasons in the Houston chain, batting .293 with 19 home runs and 134 RBI in 219 games...has a .278 average with 53 home runs and 337 RBI in 626 minor league games overall...has struck out just 210 times in 2521 career plate appearances, an average of 12.00 plate appearances per strikeout...has appeared in 375 games at second base, 218 at shortstop and 20 at third base...named to the Texas League Midseason and Postseason All-Star teams in 2012...led Texas League second basemen with a .986 fielding percentage in 2008 and a .988 mark in 2012.

**2013 HIGHLIGHTS**

Batted .282 with six home runs and 42 RBI in 81 games with Triple-A Oklahoma City in the Houston organization...also hit .455 with eight RBI in eight games with Double-A Corpus Christi after a two-month stint on the disabled list...had a .299 batting average overall...struck out just 31 times, an average of 11.90 plate appearances per strikeout...committed just two errors in 60 games as a second baseman for a .994 fielding percentage...also made three errors in 18 games at third base (.938)...batted .311 (70-for-225) against right-handed pitching compared to .274 (31-for-113) against left-handers...hit .328 with a .367 on-base percentage when leading off an inning...had a .364 batting average in 10 games at designated hitter...batted .326 with the bases empty compared to .269 with four of his six home runs with runners on base...hit five of his home runs after the All-Star Break...four of his six home runs came on the road but had 35 of his 50 RBI at home...had a .458 batting average in the ninth inning and was 4-for-8 (.500) in extra innings...hit in every spot in the order except first, fourth and fifth...saw his most action with 44 games hitting second...also batted .360 with three of his six home runs in 22 games in the seven spot in the order...hit .250 with two home runs and 10 RBI in 19 games for Aragua in the Venezuelan Winter League following the season.

**OKLAHOMA CITY:** Began the season at Oklahoma City and went 2-for-7 (.286) in three games before going on the disabled list April 7 with a right wrist contusion...was reinstated from the DL and transferred to Corpus Christi June 2 for eight games...went 7-for-9 in a doubleheader at Arkansas June 2, recording season highs in runs (3) and hits (4) in the second game...went 3-for-4 in his next game June 4 against Midland for a streak of three straight games of three or more hits...was transferred back to Oklahoma City June 10 and went 8-for-37 (.216) over his first nine games following his return...committed his second error as a second baseman June 13 against Iowa...finished the season with a 48-game errorless streak at second base...struck out twice June 25 against Omaha, snapping a 14-game streak without a strikeout...his final error at any position came on June 29 against Nashville and he went errorless over his final 54 contests...had a season-best 10-game hitting streak from June 29 to July 10...went 14-for-41 (.341) with one RBI during the streak...hit his first home run of the season June 30 at Nashville after a season-opening 29-game homerless streak...went 3-for-5 with a season-high two doubles July 24 at Omaha...matched his season high with two doubles Aug. 6 against Colorado Springs...compiled his best batting average in August when he hit .283 with 15 RBI in 30 games...drove in a season-high four runs in the second to last game of the season Sept. 1 against Memphis...went 2-for-13 (.154) in three postseason games for the RedHawks.

## CAREER

**2012**—Spent most of the season at Double-A Corpus Christi where he batted .304 with 13 home runs and 75 RBI in 107 games...was promoted to Triple-A Oklahoma City Aug. 10 and hit .205 with nine RBI in 23 games with the RedHawks...combined for a .289 average overall...named to the Texas League Midseason and Postseason All-Star teams...ranked sixth in the TL in batting, ninth in RBI (75) and tied for ninth in runs (75)...struck out just 40 times at Double-A and led the TL with an average of 11.80 plate appearances per strikeout...committed just six errors in 106 games at second base with the Hooks for a .988 fielding percentage, which was the best mark among TL second basemen...had no errors in 12 games at second base with Oklahoma City for a .989 fielding percentage overall...also made two errors in 11 games at shortstop and no errors in one game at third base, all with the RedHawks...hit .336 against left-handed pitching compared to .274 against right-handers...had a .253 batting average with the bases empty compared to .332 with runners on...batted .378 with runners in scoring position...hit .380 during the day, .279 at night...belted 12 of his 13 home runs in the fifth inning or later...hit in every spot in the order except first and eighth and saw his most action from the three spot (71 games)...had his first of three five-RBI games April 12 at Northwest Arkansas...his other two also came against the Naturals (June 30, July 7)...reached base safely in 24 consecutive games from May 4 to 28...hit .352 with a .402 on-base percentage over that stretch...had a season-best 12-game hitting streak from May 15 to 28 (19-for-51, .373)...went 0-for-4 May 30 and then had another 12-game hitting streak from May 31 to June 13 (18-for-52, .346)...hit safely in each of his final 22 road games with Corpus Christi beginning June 19, which was the longest road hitting streak in the TL...batted .388 during the streak...had a .295 batting average over a 15-game stretch from June 23 to July 17 but had seven home runs and 22 RBI over that span...then went homerless over his final 46 games...connected for his lone two homer game of the season July 13 against Frisco...played for Aragua in the Venezuelan Winter League following the season and hit .287 with four home runs and 21 RBI in 46 games.

**2011**—Was with the St. Louis organization but was released on March 24 and did not play in 2011...went 0-for-1 in one game with Aragua in the Venezuelan Winter League following the season...also went 1-for-7 in four games for Venezuela in the Caribbean Series in February of 2012.

**2010**—Began the season on the disabled list as he continued his recovery from 2009 surgery on his right shoulder...was sent to the Cardinals affiliate in the Gulf Coast Rookie League Aug. 22 and went 5-for-20 (.250) with four RBI in six games...hit .143 in five games with Aragua in the Venezuelan Winter League following the season.

**2009**—Was on the temporary inactive list the entire season and did not appear in a game.

**2008**—Spent the entire season at Double-A Springfield, batting .253 with eight home runs and 67 RBI in 127 games...committed seven errors in 96 games at second base and led Texas League second basemen with a .986 fielding percentage...also committed six errors in 33 games as shortstop (.957)...led the TL in grounded into double plays (24)...struck out just 44 times and his average of 12.05 plate appearances per strikeout was third best in the TL...batted .309 with runners in scoring position...hit all eight of his home runs off right-handed pitching...was placed on the disabled list Aug. 22 with a strained left toe and missed the remainder of the season...hit .118 in six games with Aragua in the Venezuelan Winter League following the season.

**2007**—Split his season between Single-A Palm Beach and Double-A Springfield and combined to hit .275 with 12 home runs and 65 RBI in 128 games...appeared in 124 games at shortstop and three at second base...went 5-for-6 Aug. 19 at Corpus Christi...batted .356 with six home runs and 20 RBI in 29 games in August...hit .333 (9-for-27) with a home run and five RBI in seven postseason games for Springfield...played for Aragua in the Venezuelan Winter League following the season and batted .260 with two home runs and 10 RBI in 39 games...also went 5-for-22 (.227) with three RBI in six games for Venezuela in the Caribbean Series.

**2006**—Spent the entire season at Single-A Quad Cities, batting .270 with eight home runs and 36 RBI in 91 games...committed six errors in 61 games at second base (.980 fielding percentage)...also appeared in 27 games at shortstop and one at third base...was named Midwest League Player of the Week for the week of July 17-23...was on the disabled list from Aug. 3 to 24 with a strained left toe...hit .231 (3-for-

13) with two RBI in three postseason games...batted .267 with a home run and seven RBI in 33 games for Aragua in the Venezuelan Winter League.

**2005**—Made his professional debut with Johnson City of the Appalachian Rookie League and hit .300 with six home runs and 31 RBI in 55 games...added 20 walks for a team-leading .387 on-base percentage...appeared in 34 games at second base and 23 at shortstop.

## PERSONAL/MISCELLANEOUS

Jose Gregorio Martinez...was originally signed by the St. Louis Cardinals as a non-drafted free agent, Dec. 15, 2004.

### LIFETIME PLAYING RECORD

Year	Club	AVG.	G	AB	R	H	2B	3B	HR	RBI	SH	SF	HP	BB	SO	SB	CS	SLG	OBP	E
2005	Johnson City	.300	55	150	28	45	8	2	6	31	1	1	2	20	15	9	2	.500	.387	9
2006	Quad Cities	.270	91	326	47	88	20	2	8	36	0	4	8	18	26	7	6	.417	.320	14
2007	Palm Beach	.248	62	226	22	56	9	1	2	19	3	1	2	10	20	4	4	.323	.285	8
	Springfield	.300	66	250	37	75	13	0	10	46	3	4	3	14	24	0	0	.472	.339	9
2008	Springfield	.253	127	483	50	122	20	1	8	67	10	7	10	20	44	1	4	.348	.292	13
2009	Springfield	(Injured — Did not play)																		
2010	GCL Cardinals	.250	6	20	1	5	2	0	0	4	0	0	1	1	1	0	0	.350	.318	0
2011	(Did not play)																			
2012	Corpus Christi	.304	107	425	75	129	21	4	13	75	0	5	6	36	40	3	1	.464	.362	6
	Oklahoma City	.205	23	73	5	15	2	1	0	9	1	1	3	4	9	2	0	.260	.272	2
2013	Oklahoma City	.282	81	305	34	86	19	1	6	42	4	6	2	16	24	2	3	.410	.316	5
	Corpus Christi	.455	8	33	7	15	1	0	0	8	0	0	0	3	7	2	1	.485	.500	0
<b>Minor League Totals</b>		<b>.278</b>	<b>626</b>	<b>2291</b>	<b>306</b>	<b>636</b>	<b>115</b>	<b>12</b>	<b>53</b>	<b>337</b>	<b>22</b>	<b>29</b>	<b>37</b>	<b>142</b>	<b>210</b>	<b>30</b>	<b>21</b>	<b>.408</b>	<b>.326</b>	<b>66</b>

### CAREER TRANSACTIONS

**2004** — Signed by the St. Louis Cardinals organization as a non-drafted free agent, December 15. **2011** — Released, March 24. **2012** — Signed by the Houston Astros to a minor league contract, February 16. **2013** — Elected free agency, November 4; signed by the Oakland Athletics to a minor league contract, November 18.

**CATCHER****Height/Weight:** 6-2 / 235**Bats/Throws:** Left / Right**Birthdate:** December 20, 1990**Opening Day Age:** 23**Birthplace/Resides:** Weisbaden, Germany / Harvest, Alabama**Major League Service:** None**Obtained:** Selected in the 2nd round of the 2012 First-Year Player Draft**Contract Status:** First year of a one-year contract through 2014.**NON-ROSTER INVITEE****CAREER HIGHLIGHTS**

Was the A's second round pick in the 2012 draft and is a .276 hitter with seven home runs and 75 RBI in 171 games over his first two professional seasons...has appeared exclusively at catcher on defense (124 games) and has tossed out 39-of-183 (21.3%) attempted base stealers...named to the Midwest League Midseason All-Star team at Beloit in 2013...played in the Arizona Fall League following the 2013 season.

**2013 HIGHLIGHTS**

Split his first full professional season between the A's two Single-A affiliates at Beloit and Stockton...combined to hit .275 with seven home runs and 49 RBI in 104 games...batted .282 (82-for-291) against right-handed pitching compared to .253 (21-for-83) against left-handers...hit six of his seven home runs against right-handers...had a .239 batting average with runners in scoring position, including .146 with RISP and two outs...hit .352 over the first three innings of a game and .236 from the fourth inning on...batted .289 at night compared to .206 during the day...appeared exclusively at catcher on defense (83 games)...tossed out 19-of-122 (15.6%) attempted base stealers...also went 10-for-68 (.147) in 19 games as the designated hitter and was 1-for-2 (.500) with a RBI as a pinch hitter...hit in every spot in the order except the leadoff spot...saw his most action with 44 games batting third...following the season, he was added to the Mesa roster in the Arizona Fall League as a late replacement for David Freitas...went 0-for-4 in one game.

**MINORS:** Began the season at Beloit, hitting .286 with two home runs and 28 RBI in 57 games...batted .311 on the road, .317 at night and .325 when leading off an inning...hit .343 with a home run and seven RBI over his first nine games through April 14...capped the stretch on the 14th against Burlington with season highs in runs (3), doubles (2) and RBI (3)...went 5-for-35 (.143) over his final 10 games in April to finish the first month of the season with a .243 batting average...then hit .365 in 22 games in May...began the month by going 4-for-4 with a walk and two doubles May 1 at Great Lakes...matched his season high in hits (4) and doubles (2) May 6 at Lansing...a 3-for-3 game in the first game of a doubleheader against Peoria lifted his average to .316...then went 8-for-36 (.222) over his next 10 contests...hit safely in a season-high seven consecutive games from June 5 to 13 (9-for-27, .333)...named to the Midwest League Midseason All-Star team...started for the West All-Stars in the game at Dayton June 18 and went 0-for-3...went 2-for-11 (.182) in four games with Beloit following the All-Star Game before he was transferred to Stockton June 25...hit .263 with five home runs and 21 RBI in 47 games with the Ports...matched his season-high with a seven-game hitting streak from July 4 to 13 (8-for-27, .296)...was hitting .286 with Stockton over his first 14 games through July 13...then went 16-for-74 (.216) over his next 19 contests from July 14 to Aug. 11...finished the season by batting .308 with three home runs and 13 RBI over his final 14 games...matched his season-high with three RBI Aug. 15 at Lake Elsinore.

**CAREER**

**2012**—Began his professional career with the A's affiliate in the Arizona Rookie League and went 11-for-21 (.524) in six games before he was promoted to Short-Season Vermont June 28...hit .254 with no home runs and 22 RBI in 61 games with the Lake Monsters...combined for a .277 batting average in 67 games overall...hit .280 with 23 of his 26 RBI and 27 of his 31 walks against right-handed pitching compared to .267 against left-handers...batted .364 with runners in scoring position...appeared exclusively

at catcher on defense (41 games)...tossed out 20-of-61 (32.8%) attempted base stealers...also hit .290 in 25 games as the designated hitter...caught 38 games with Vermont and led New York-Penn League catchers in total chances (380), putouts (332) and passed balls (18)...saw his most action with 44 games batting fifth in the order...hit .375 in 21 games batting fourth...began his career with four straight multiple hit games (11-for-16, .688)...had a season-high four hits June 22 against the Brewers...had back-to-back two double games June 22 against the Brewers and June 24 at the Indians...was promoted to Vermont June 28 and hit .213 over his first 22 games through the first game of a July 24 doubleheader... then hit safely in a season-high eight consecutive games from the second game of the doubleheader through Aug. 1...went 15-for-30 (.500) with eight doubles during the streak...had a season-high four RBI July 28 at Aberdeen...then batted .220 over his final 31 games.

## PERSONAL/MISCELLANEOUS

Bruce Tyrone Maxwell III was originally signed by A's scout Kelcey Mucker...was drafted with the Minnesota Twins second round pick in the 2012 draft as compensation for Josh Willingham...attended Birmingham Southern College...was named 2012 American Baseball Coaches Association/Rawlings National Player of the Year...led the conference with a .471 batting average, 15 home runs, 25 doubles, 56 runs scored, 59 walks, a .928 slugging percentage and .619 on-base percentage.

### LIFETIME PLAYING RECORD

Year	Club	AVG.	G	AB	R	H	2B	3B	HR	RBI	SH	SF	HP	BB	SO	SB	CS	SLG	OBP	E
2012	Vermont	.254	61	228	22	58	14	0	0	22	1	1	0	26	35	1	0	.316	.329	6
	AZL A's	.524	6	21	8	11	4	0	0	4	0	0	0	5	3	0	0	.714	.615	0
2013	Beloit	.286	57	199	25	57	14	0	2	28	3	2	0	24	29	0	0	.387	.360	2
	Stockton	.263	47	175	19	46	8	0	5	21	0	2	1	19	34	0	0	.394	.335	3
<b>Minor League Totals</b>		<b>.276</b>	<b>171</b>	<b>623</b>	<b>74</b>	<b>172</b>	<b>40</b>	<b>0</b>	<b>7</b>	<b>75</b>	<b>4</b>	<b>5</b>	<b>1</b>	<b>74</b>	<b>101</b>	<b>1</b>	<b>0</b>	<b>.374</b>	<b>.351</b>	<b>11</b>

### CAREER TRANSACTIONS

**2012** — Selected by the Oakland Athletics organization in the 2nd round of the First-Year Player draft.

**RIGHT-HANDED PITCHER****Height/Weight:** 6-2 / 225**Bats/Throws:** Right / Right**Birthdate:** May 1, 1987**Opening Day Age:** 26**Birthplace/Resides:** Oklahoma City, Oklahoma / Midwest City, Oklahoma**Major League Service:** None**Obtained:** Signed to a minor league contract, November 18, 2013**Contract Status:** First year of a one-year contract through 2014.**NON-ROSTER INVITEE****CAREER HIGHLIGHTS**

Signed a minor league deal with the A's following the 2013 season after spending the first seven years of his professional career in the San Diego Padres organization...was 25-34 with 30 saves and a 4.16 ERA in 250 games, including 62 starts...struck out 585 in 548.0 innings (9.61 per nine innings)...walked just 139 for a strikeout-to-walk ratio of 4.21...spent the last two years at Double-A San Antonio, compiling a 2.91 ERA and 28 saves in 111 appearances...was named to the California League Midseason All-Star team in 2009...led all Padres farmhands, ranked second in the Midwest League and was ninth in all of the minor leagues with 158 strikeouts at Fort Wayne in 2008.

**2013 HIGHLIGHTS**

Spent the entire season at Double-A San Antonio for the second consecutive year and was 4-4 with a career-high 15 saves and a career-low 2.35 ERA in 61 appearances...struck out 73 in 61.1 innings, an average of 10.71 per nine innings...walked just 15 for a strikeout-to-walk ratio of 4.87...his 61 games pitched were second most in all of the minor leagues behind the 64 of Justin Hampson of Las Vegas (Mets)...led the Texas League in games pitched and ranked third in saves...was also second with 13 holds...allowed a .186 opponents batting average, which was the lowest mark among TL relievers...also ranked second among relievers in strikeout per nine innings and fourth in fewest walks per nine innings (2.20)...was successful in 15-of-17 (88.2%) save opportunities...went 1-2 with two saves and a 1.88 ERA in 31 appearances in the first half of the season...then saved 13 games while posting a 3-2 record and a .276 ERA in 30 games in the second half...his opponents batting average included a .154 (22-for-143) average against right-handed hitters compared to .244 (19-for-78) against left-handers...surrendered five of his six home runs to lefties for a .513 slugging percentage...righties slugged .238...opponents batted .115 with a .207 on-base percentage when leading off an inning...yielded a .220 average with runners in scoring position...compiled a 1.42 ERA in 31 games at home, a 3.34 ERA in 30 appearances on the road...allowed 6-of-14 (42.9%) inherited runners to score...tossed at least one inning in 53 of his 61 appearances but pitched more than one inning just six times...logged a 2.70 ERA in six relief appearances for Cibao in the Dominican Winter League following the season.

**SAN ANTONIO:** Did not allow an earned run in 10 of his first 11 outings through April 27 (0.93 ERA...walked a season-high two batters May 6 against Corpus Christi and May 19 at Frisco...finished the month of May with a 1.64 ERA and .167 opponents batting average in 12 games...struck out 17 in 11.0 innings (13.91 per nine innings)...converted 14 consecutive save opportunities from June 1 to Aug. 27...walked just one batter while striking out 34 over a 25-game stretch from June 29 to Aug. 27 (28.0 innings)...that included a streak of 16 consecutive games (17.0 innings) without a walk from July 19 to Aug. 27...posted a 1.69 ERA and .175 opponents batting average in 13 games in July, going 3-0 with five saves...struck out a season-high four batters in 2.0 innings for his second save July 4 at Tulsa...yielded a season-high four hits in his next outing July 7 at Springfield...matched his season-high with four strikeouts July 11 against Midland...matched his season-high with 2.0 innings pitched July 19 against Midland...allowed just one run in 13.0 innings over a 13-game stretch from July 23 to Aug. 23 (0.69 ERA)...record the save in nine consecutive appearances from July 29 to Aug. 15...snapped his save streak with a blown save and loss in his penultimate appearance of the regular season Aug. 31 against Corpus Christi...allowed a season-high four runs in 0.2 innings and matched his high with two walks...went 0-1 with three saves and a 4.76 ERA in six postseason games for the Texas League Champion Missions (5.2 ip, 6 h, 3 r, 3 er, 1 bb, 9 so).

## CAREER

**2012**—Spent the entire season at Double-A San Antonio where he was 0-4 with a team-leading 13 saves and a 3.57 ERA in 49 relief appearances...struck out 65 in 53.0 innings, an average of 11.04 per nine innings...surrendered just three home runs or 0.51 per nine innings...converted 13-of-15 (86.7%) save opportunities, including each of his first 13...stranded all six of his inherited runners...allowed a .228 opponents batting average, including .215 against right-handed hitters compared to .250 against left-handers...yielded two home runs in 72 at bats against lefties, one in 121 at bats against righties...opponents hit .200 with runners in scoring position and were 1-for-19 (.053) with RISP and two outs...compiled a 2.75 ERA in 32 games before the All-Star Break, a 5.29 ERA in 17 appearances after the break...tossed a season-high 2.0 scoreless innings and struck out a season high three batters in his first outing of the season April 5 against Tulsa...did not allow an earned run in nine of his 10 appearances in April, logging a 0.66 ERA and .188 opponents batting average...then yielded a 6.55 ERA in 12 games in May...had a 3.80 ERA and .259 opponents batting average over his first 18 games through May 21...then did not allow a run in 17 of his next 18 appearances from May 24 to July 7...had a 0.95 ERA and .143 opponents batting average over that span and issued just two walks in 19.0 innings...had a 10-game, 10.2-inning scoreless streak from June 15 to July 7...then posted a 7.11 ERA over his final 13 outings...had allowed just one home run over his first 43 games and 47.0 innings...then allowed two home runs over a three-game stretch from July 29 to Aug. 2...converted each of his first 13 save opportunities before he was tagged for his first blown save Aug. 5 against Frisco...took the loss in his next outing Aug. 8 against Springfield and had another blown save in his final outing two days later against the Cardinals...was placed on the disabled list Aug. 16 with a strained right calf and missed the remainder of the season.

**2011**—Was 2-4 with a 4.32 ERA in a career-high and California League leading 63 games pitched with Single-A Lake Elsinore...it was the first time in his career he pitched exclusively in relief...struck out 96 in 93.2 innings (9.22 per nine innings)...allowed a .266 opponents batting average, including .224 against right-handed hitters compared to .346 against left-handers...had a 6.29 ERA and .329 opponents batting average over his first 20 games through June 5, a 1.57 ERA and .174 opponents average over a 23-game stretch from June 7 to July 31, and a 5.96 ERA and .298 opponents average over his final 20 games beginning Aug. 2...allowed 12-of-46 (26.1%) inherited runners to score...tossed at least two innings in 26 of his 63 appearances...struck out a season-high six batters in a season-high 3.0 innings June 14 against Lancaster...posted a 1.83 ERA in 11 games in June followed by a 1.96 ERA in 14 appearances in July...combined to strand 15 of 17 inherited runners over that stretch...posted an 11.81 ERA in five postseason appearances for the CL Champion Storm (5.1 ip, 5 h, 7 r, 7 er, 2 bb, 6 so, 2 hr).

**2010**—Missed half of the season as he began the year on the disabled list with a strained right shoulder...made one relief appearance with the Padres affiliate in the Arizona Rookie League June 21 and three with Fort Wayne from June 26 to July 2...was transferred to Single-A Lake Elsinore July 4 and went 4-4 with a 4.38 ERA in 13 games, including 12 starts, with the Storm...combined for a 4.33 ERA in 17 appearances overall...allowed a .247 opponents batting average, including .216 by left-handed hitters compared to .267 by right-handers...opponents hit .209 when leading off an inning and .138 with RISP and two outs...went 3-0 with a 3.50 ERA and .217 opponents batting average in six starts in August...tossed a season-high 8.0 innings Aug. 25 against Lancaster and allowed just one run but had a no decision in a 3-1, 10-inning loss...took the loss in his only postseason start Sept. 13 against Rancho Cucamonga (6.0 ip, 6 h, 2 r, 2 er, 2 bb, 7 so).

**2009**—Went 6-3 with a 4.54 ERA in 13 games, including 12 starts, at Single-A Lake Elsinore in a season shortened by two stints on the disabled list...began the season on the DL with a muscle strain in his back and was reinstated April 17...placed on the DL a second time June 29 with another muscle strain and missed the remainder of the season...struck out 82 and walked just 19 for a strikeout to walk ratio of 4.32...allowed a .250 opponents batting average, including .202 against right-handed hitters...had a five-game winning streak from April 28 to May 31 (2.70 ERA) and allowed one run or fewer in four consecutive starts from May 20 to June 9 (1.05 ERA)...was named to the California League Midseason All-Star team...had a 3.44 ERA before the All-Star Game but then allowed 11 runs on 13 runs in 4.2 innings in his only start after the break, June 28 at High Desert

**2008**—Spent the entire season at Single-A Fort Wayne, going 8-9 with a save, a 4.28 ERA and .281 opponents batting average in 30 games, including 26 starts...struck out 158 in 136.2 innings, an average



10.40 per nine innings...led all Padres farmhands, ranked second in the Midwest League and was ninth in all of the minor leagues in strikeouts...walked just 24, an average 1.58 per nine innings, and had a strikeout-to-walk ratio of 6.58...had career highs in wins, losses, games started, innings pitched and strikeouts...went 1-1 with a 1.90 ERA in six games, five starts in May...was named ML Pitcher of the Week for the week of July 21 as he went 2-0 with a 1.50 ERA in two starts...struck out 11 batters Aug. 17 against Lancaster and a season-high 12 in his next start Aug. 22 at Lancaster.

**2007**—Made his professional debut with Short-Season Eugene, going 1-6 with a save, a 5.31 ERA and .277 opponents batting average in 17 games, 12 starts...was 1-1 with a 0.69 ERA in his five relief appearances compared to 0-5 with a 6.60 ERA in his 12 starts...recorded his first career save July 1 at Everett (3.0 ip, 1 h, 1 bb, 2 so)...was credited with his first professional win July 26 against Tri-Cities (2.0 ip, 4 h, 1 r, 1 er, 4 so).

## PERSONAL/MISCELLANEOUS

Jeremy R. McBryde was originally signed by Padres scout Lane Decker...graduated from Midwest City (OK) High School...attended Rose State College.

### LIFETIME PITCHING RECORD

Year	Club	W	L	ERA	G	GS	CG	SHO	SV	IP	H	R	ER	HR	HB	BB	IBB	SO	WP	BK
2007	Eugene	1	6	5.31	17	12	0	0	1	59.1	67	39	35	6	4	18	1	56	7	0
2008	Fort Wayne	8	9	4.28	30	26	0	0	1	136.2	151	78	65	11	8	24	0	158	6	0
2009	Lake Elsinore	6	3	4.54	13	12	0	0	0	75.1	72	39	38	12	4	19	0	82	1	1
2010	AZL Padres	0	0	9.00	1	0	0	0	0	1.0	2	1	1	0	0	0	0	3	0	0
	Fort Wayne	0	0	2.25	3	0	0	0	0	4.0	2	1	1	0	0	1	0	3	0	0
	Lake Elsinore	4	4	4.38	13	12	0	0	0	63.2	62	37	31	8	9	17	0	49	2	0
2011	Lake Elsinore	2	4	4.32	63	0	0	0	0	93.2	99	55	45	10	5	29	4	96	3	0
2012	San Antonio	0	4	3.57	49	0	0	0	13	53.0	44	28	21	3	3	16	3	65	5	0
2013	San Antonio	4	4	2.35	61	0	0	0	15	61.1	41	18	16	6	2	15	0	73	1	0
<b>Minor League Totals</b>		<b>25</b>	<b>34</b>	<b>4.16</b>	<b>250</b>	<b>62</b>	<b>0</b>	<b>0</b>	<b>30</b>	<b>548.0</b>	<b>540</b>	<b>296</b>	<b>253</b>	<b>56</b>	<b>35</b>	<b>139</b>	<b>8</b>	<b>585</b>	<b>25</b>	<b>1</b>

### CAREER TRANSACTIONS

**2005** — Selected by the San Diego Padres organization in the 38th round of the First-Year Player draft; did not sign.

**2006** — Selected by the San Diego Padres organization in the 26th round of the First-Year Player draft. **2013** — Elected free agency, November 4; signed by the Oakland Athletics to a minor league contract, November 18.

**LEFT-HANDED PITCHER****Height/Weight:** 6-0 / 188**Bats/Throws:** Right / Left**Birthdate:** March 5, 1985**Opening Day Age:** 29**Birthplace/Resides:** Mesa, Arizona / Mesa, Arizona**Major League Service:** 95 days**Obtained:** Acquired from the Milwaukee Brewers for cash considerations, June 17, 2014**Contract Status:** First year of a one-year contract through 2014.**CAREER HIGHLIGHTS**

Is 3-3 with a 7.76 ERA in 15 career appearances, including 10 starts, with the Toronto Blue Jays (2009-11) and Los Angeles Angels (2012)...was drafted by Toronto in the fourth round of the 2007 First-Year Player Draft and made his Major League debut in 2009...started two games for Toronto that year, going 0-1 with a 14.09 ERA...was traded to Los Angeles (AL) following the 2011 season and made one start for the Angels in 2012...claimed off waivers by Texas during the spring of 2013 and appeared in 18 games, including 17 starts, for Triple-A Round Rock before he was released July 18...made one start for Orix in the Japanese Leagues following his release...was the starting pitcher for the Pacific Coast League in the 2011 Triple-A All-Star Game...is 48-43 with a 3.96 ERA (319 er in 726.0 ip) in 130 minor league appearances, including 123 starts, in seven professional seasons.

**2013 HIGHLIGHTS**

Was with Los Angeles (AL) during the spring but was claimed off waivers by Texas March 24...was outrighted to Triple-A Round Rock March 28 and went 7-5 with a 3.87 ERA in 18 games, 17 starts, before he was released July 18...pitched for Orix in the Japanese Leagues and made one start, a loss (2.2 ip, 6 h, 3 r, 3 er, 2 bb, 2 so, 10.12 ERA)...held the opposition to a .248 batting average at Round Rock, including .239 (28-for-117) against left-handed hitters compared to .252 (64-for-254) against right-handers...surrendered seven of his nine home runs to righties...began the season by going 6-0 with a 2.87 ERA over his first 11 games through June 6, including 10 starts...then went 1-5 with a 5.45 ERA over his final seven starts...including 0-4 with a 7.58 ERA over his final four starts...was on the disabled list from May 15 to 22 with a strained left elbow.

**CAREER**

**2012**—Was recalled from Triple-A Salt Lake prior to his July 8th start and made his Angels debut that day against Baltimore...earned the win by working five shutout innings (3 h, 6 so)...it marked first big league win since Aug. 5, 2011 at Baltimore and he became the first Angel ever to earn a win in his only appearance of a season...prior to his call-up, made 11 appearances, nine starts, for the Salt Lake Bees...all told with the Bees, he went 5-10 with a 5.86 ERA in 21 games, including 19 starts...was acquired from Toronto in the off-season in exchange for Jeff Mathis.

**2011**—Finished 1-2 with a 9.82 ERA in five games, including four starts, with Toronto...recalled for two days on April 12 and did not appear in a game...recalled again from Triple-A Las Vegas July 27 and made his first start July 30 vs. Texas...allowed just two runs over seven innings...picked up his second career win Aug. 5 at Baltimore (5.1 ip, 4 h, 3 er, 4 bb, 5 so)...was optioned back to Las Vegas Aug. 18 before being recalled one more time Sept. 7...spent the remainder of the season with the Jays...spent the majority of 2011 with Las Vegas...made 24 starts with 51s, posting an 11-9 record with a 4.00 ERA...led the club in wins, innings pitched (157.1), ERA and strikeouts (136)...was the starting pitcher for the Pacific Coast League in the Triple-A All-Star Game.

**2010**—Made seven appearances over three stints with Toronto, including three starts, posting a 1-0 record with a 5.64 ERA...recorded his first Major League win in his first start of season July 28 vs. Baltimore, pitching seven scoreless innings...made the first relief appearance of his ML career Sept. 11 against Tampa Bay...spent the majority of the season with Triple-A Las Vegas, posting an 8-6 record and a 4.97 ERA while striking out a club high 100...made seven appearances with Blue Jays over three separate stints.

**2009**—Was promoted to Toronto for a June 18 start...made Major League debut June 18, but failed to record a decision in an 8-7 victory over Philadelphia...pitched into fourth, allowing four runs in 3.2 innings, walking four and striking out two...made two starts in total, both against Phillies...took the loss in the second contest...began the season with Triple-A Las Vegas, making 13 of his 14 starts prior to being promoted to Toronto...optioned back to Las Vegas, June 28...in total posted a 2-8 record in 14 starts with a 4.08 ERA at Las Vegas...did not pitch after July 2 due to a rib cage strain.

**2008**—Pitched at three levels in the Blue Jays' farm system, starting at Low-A Lansing where he made 15 starts, recording a 6-3 record with a 2.55 ERA...was promoted to High-A Dunedin and posted 4-0 record with 1.35 ERA...moved to Double-A New Hampshire to finish the season and registered 3-2 record with a 1.10 ERA for Fisher Cats...earned organizational Pitcher of Month honors in July.

**2007**—Made professional debut with Auburn...made six appearances, including two starts, posting a 2-0 record with a 2.00 ERA.

## PERSONAL/MISCELLANEOUS

Bradley Aaron Mills...graduated from Mountain View High School in Mesa, Ariz....graduated from the University of Arizona with a degree in civil engineering.

### LIFETIME PITCHING RECORD

Year	Club	W	L	ERA	G	GS	CG	SHO	SV	IP	H	R	ER	HR	HB	BB	IBB	SO	WP	BK
2007	Auburn	2	0	2.00	6	2	0	0	0	18.0	9	4	4	0	1	6	0	21	0	0
2008	Lansing	6	3	2.55	15	15	0	0	0	81.1	71	30	23	3	5	28	1	92	2	0
	Dunedin	4	0	1.35	6	6	0	0	0	33.1	25	9	5	2	0	12	0	35	1	0
	New Hampshire	3	2	1.10	6	6	0	0	0	32.2	24	11	4	2	1	12	0	32	2	0
2009	Las Vegas	2	8	4.06	14	14	1	0	0	84.1	83	43	38	6	4	35	0	72	4	1
	TORONTO	0	1	14.09	2	2	0	0	0	7.2	14	12	12	4	0	6	0	9	0	0
2010	Las Vegas	8	6	4.97	20	20	0	0	0	112.1	118	66	62	15	2	43	0	100	4	1
	TORONTO	1	0	5.64	7	3	0	0	0	22.1	20	14	14	2	1	13	1	18	1	0
2011	Las Vegas	11	9	4.00	24	24	1	0	0	157.1	161	73	70	20	5	39	0	136	6	1
	TORONTO	1	2	9.82	5	4	0	0	0	18.1	23	20	20	4	2	12	1	18	1	0
2012	Salt Lake	5	10	5.86	21	19	0	0	0	109.0	133	73	71	13	5	40	0	67	2	0
	LOS ANGELES (AL)	1	0	0.00	1	1	0	0	0	5.0	3	0	0	0	0	0	0	6	0	0
2013	Round Rock	7	5	3.87	18	17	0	0	0	97.2	92	48	42	9	4	29	0	73	0	2
<b>ML Totals</b>		<b>3</b>	<b>3</b>	<b>7.76</b>	<b>15</b>	<b>10</b>	<b>0</b>	<b>0</b>	<b>0</b>	<b>53.1</b>	<b>60</b>	<b>46</b>	<b>46</b>	<b>10</b>	<b>3</b>	<b>31</b>	<b>2</b>	<b>51</b>	<b>2</b>	<b>0</b>

### CAREER TRANSACTIONS

**2006** — Selected by the Toronto Blue Jays organization in the 22nd round of the First-Year Player Draft; did not sign.

**2007** — Selected by the Toronto Blue Jays organization in the 4th round of the First-Year Player Draft. **2011** — Traded to the Los Angeles Angels for catcher Jeff Mathis, December 3. **2013** — Claimed off waivers by the Texas Rangers, March 24. Released, July 18. **2014** — Signed by the Milwaukee Brewers to a minor league contract, January 9. Traded to the Oakland Athletics for cash considerations, June 17.

## VS. THE AMERICAN LEAGUE

2013		CAREER												
ERA	W	L	S	G	IP	ER	vs. TEAM	ERA	W	L	S	G	IP	ER
—	0	0	0	0.0	0	0	Baltimore	1.56	3	0	0	3	17.1	3
—	0	0	0	0.0	0	0	Boston	10.50	0	0	0	3	6.0	7
—	0	0	0	0.0	0	0	New York	13.50	0	0	0	1	1.1	2
—	0	0	0	0.0	0	0	Oakland	18.00	0	1	0	1	3.0	6
—	0	0	0	0.0	0	0	Seattle	13.50	0	0	0	2	4.0	6
—	0	0	0	0.0	0	0	Tampa Bay	10.29	0	0	0	2	7.0	8
—	0	0	0	0.0	0	0	Texas	2.57	0	1	0	1	7.0	2

## VS. THE NATIONAL LEAGUE

2013		CAREER												
ERA	W	L	S	G	IP	ER	vs. TEAM	ERA	W	L	S	G	IP	ER
—	0	0	0	0.0	0	0	Philadelphia	14.09	0	1	0	2	7.2	12

## MONTHLY BREAKDOWN

2013		CAREER												
ERA	W	L	S	G	IP	ER	by MONTH	ERA	W	L	S	G	IP	ER
—	0	0	0	0.0	0	0	June	14.09	0	1	0	2	7.2	12
—	0	0	0	0.0	0	0	July	0.95	2	1	0	3	19.0	2
—	0	0	0	0.0	0	0	August	10.98	1	1	0	5	19.2	24
—	0	0	0	0.0	0	0	September	10.29	0	0	0	5	7.0	8

## PITCHING BREAKDOWN

2013		CAREER												
ERA	W	L	S	G	IP	ER	by CATEGORY	ERA	W	L	S	G	IP	ER
—	0	0	0	0.0	0	0	Home	6.81	2	3	0	10	39.2	30
—	0	0	0	0.0	0	0	Road	10.54	1	0	0	5	13.2	16
—	0	0	0	0.0	0	0	Day	7.85	1	3	0	10	36.2	32
—	0	0	0	0.0	0	0	Night	7.56	2	0	0	5	16.2	14
—	0	0	0	0.0	0	0	Pre-ASG	8.53	1	1	0	3	12.2	12
—	0	0	0	0.0	0	0	Post-ASG	7.52	2	2	0	12	40.2	34
—	0	0	0	0.0	0	0	Starter	7.38	3	3	0	10	46.1	38
—	0	0	0	0.0	0	0	Reliever	10.29	0	0	0	5	7.0	8

## BALLPARK BREAKDOWN

	ERA	W	L	S	G	IP	ER
Angel Stadium	0.00	1	0	0	1	5.0	0
Camden Yards	5.06	1	0	0	1	5.1	3
Citizens Bank Park	9.82	0	0	0	1	3.2	4
Fenway Park	16.20	0	0	0	2	1.2	3
Rogers Centre	7.79	1	3	0	9	34.2	30
Safeco Field	18.00	0	0	0	1	3.0	6

## FIELDING STATISTICS

Pitcher	Year	Pct.	G	PO	A	E	TC	DP
	2009	—	2	0	0	0	0	0
	2010	1.000	7	3	0	0	3	0
	2011	1.000	5	1	2	0	3	0
	2012	—	1	0	0	0	0	0
<b>Totals</b>	<b>1.000</b>	<b>15</b>	<b>4</b>	<b>2</b>	<b>0</b>	<b>6</b>	<b>0</b>	<b>0</b>

## MILLS' CAREER BESTS

**Low Hit Complete Game:** None

**Innings Pitched:** 7.0 (twice), last: July 30, 2011 vs. Texas


**Strikeouts:** 7 (twice), last: August 12, 201 vs. Boston

**Pitches:** 117, July 30, 2011 vs. Texas

**Longest Winning Streak:** 1 (three times), last: July 8, 2012 to present

**Longest Losing Streak:** 1 (three times), last: August 11, 2011

**Longest Scoreless Streak:** 9.0, July 28 to August 7, 2010

**LEFT-HANDED PITCHER****Height/Weight:** 6-0 / 205**Birthdate:** February 16, 1987**Birthplace/Resides:** Saugus, California / Santa Clarita, California**Major League Service:** 2 years, 18 days**Obtained:** Acquired from the Washington Nationals with pitcher Brad Peacock, catcher Derek Norris and minor league pitcher A.J. Cole for pitcher Gio Gonzalez and minor league pitcher Rob Gilliam, December 23, 2011.**Contract Status:** First year of a one-year contract through 2014.**CAREER HIGHLIGHTS**

Was acquired by the A's from Washington in the Gio Gonzalez trade following the 2011 season and is 25-19 with a 3.92 ERA in 59 games, 57 starts, in two seasons with the A's...set an Oakland rookie record with 13 wins in 2012, a mark he shared with teammate Jarrod Parker...made his Major League debut with the Nationals in 2011...homed on the first pitch of his first ML at bat Sept. 3, 2011 against New York (NL)...is 37-22 with a 3.02 ERA (177 er in 527.0 ip) in 93 games, 88 starts, in the minors...has 480 strikeouts and 85 walks for a strikeout-to-walk ratio of 5.65...named to the *Baseball America* Triple-A All-Star Team following the 2011 season after going 12-6 with a 3.22 ERA in 24 starts for Syracuse...was rated as the A's 10th-best prospect by *Baseball America* following the trade...was named the Nationals' Minor League Pitcher of the Year with Double-A Harrisburg in 2010...led the Eastern League in strikeouts (155) that year...led the Carolina League with 12 wins in 2009.

**2013 HIGHLIGHTS**

Spent the first four months of the season in the starting rotation but split the final two months of the year between the bullpen, rotation and minor leagues...was 12-9 with a 4.14 ERA in 28 games, 26 starts...had a .258 opponents batting average and .301 on-base percentage, which were the lowest marks of his career...had career highs in ERA (4.14), walks (39) and home runs (25) and matched his high in extra base hits (59)...his opponents batting average included a .247 (121-for-489) mark against right-handed hitters compared to .298 (39-for-131) against left-handers...surrendered 21 of his 25 home runs to righties, which tied for fourth most in the American League...18 of the home runs were solo shots and 14 came in the first two innings of a game...was 12-9 with a 4.17 ERA and .261 opponents batting average in his 26 starts, 0-0 with a 3.00 ERA and .100 opponents average in his two relief appearances...did not inherit a runner in his two relief appearances and retired both of his first batters faced...allowed a .216 batting average with runners in scoring position, which ranked eighth in the AL...was 5-4 with a 3.44 ERA in 12 games at home compared to 7-5 with a 4.69 ERA in 16 games on the road...in two seasons with the A's, he is 12-8 with a 3.02 ERA (56 er in 166.2 ip) in 27 games in Oakland compared to 13-11 with a 4.76 ERA (95 er in 179.2 ip) in 32 games on the road...went 8-8 with a 4.24 ERA before the All-Star Break, 4-1 with a 3.86 ERA after the break...is now 16-14 before the break compared to 10-5 after the break...compiled a 3-1 record and a 1.98 ERA in eight games against AL Central teams...is now 9-2 with a 1.97 ERA (22 er in 100.2 ip) in 17 career appearances against the Central...was 3-1 despite a 5.68 ERA in five interleague starts...is now 4-1 with a 6.02 ERA (29 er in 43.1 ip) in eight interleague starts in his career...opponents batted .299 with a .541 slugging percentage when leading off an inning...has allowed a .315 batting average and .556 slugging percentage in that situation in his career...opponents reached base on an error 11 times with him pitching, which was the most in the AL and tied for second most in the majors...that led to 11 unearned runs, which tied for second most in the AL...opponents have now reached base via error 22 times over the last two years, which is second most in the majors (Jordan Lyles, 23)...received just 10 runs of support in his nine losses (1.78 RSA)...has received just 22 runs of support in his 19 losses in two seasons with the A's (109.0 ip, 1.82 RSA)...has received no support nine times over the last two years as a starter and one run of support eight times...went 11-1 with three runs of support or more in 2013 and is 20-3 in his career...the A's were 16-10 (.615) in his 26 starting assignments and are 36-21 (.632) in his career...his teams are 41-21 (.661) in his 62 career starts.

**OAKLAND:** Won each of his first three starts to become the first pitcher on an A's Opening Day roster to win each of his first three starts since Dave Stewart had six wins in his first six starts in 1990...that extended his winning streak to five games dating back to 2012...had never won more than two consecutive

games in his career...posted a 3.86 ERA and .260 opponents batting average in his first three starts... then lost each of his next five starts from April 21 to May 12, which was the longest losing streak of his career...had a 3.62 ERA and .254 opponents batting average during the streak...received just four runs of support in the five starts (1.11 RSA) and the A's were shut out twice...matched his career-high with 10 strikeouts and did not walk a batter May 1 against Los Angeles (AL)...has three career 10-strikeout games and has not walked a batter in any of those contests...is the third A's pitcher since 1916 with three career games of 10 or more strikeouts and no walks (Catfish Hunter, Vida Blue)...however, took the loss as he allowed a career-high tying three home runs...snapped his five-game losing streak May 18 against Kansas City to begin a three-game winning streak through June 3...posted a 4.32 ERA over that four-start stretch...surrendered a home run in eight consecutive starts from May 24 to June 30 (12 home runs total)...went 2-for-4 with two runs and a RBI in a 10-2 win June 3 at Milwaukee...is one of two A's pitchers with two hits in a game since the start of interleague play (Edgar Gonzalez, June 19, 2009 at San Diego)...is also one of two A's pitchers to score two runs in an interleague game (Mark Mulder, July 4, 2004 at San Francisco)...is the first A's pitcher with at least two hits and a RBI since Blue Moon Odom went 2 for 2 with a RBI Aug. 22, 1972 at Detroit...tossed a career-high 118 pitches in a no decision in the A's 4-1 loss at Chicago (AL) June 8...that ran his record to 6-5 with a 3.69 ERA and .249 opponents batting average over his first 13 starts...then went 3-4 with a 5.54 ERA and .286 opponents batting average over his next nine starts before being optioned to Triple-A Sacramento Aug. 3...issued a career-high tying four walks June 25 against Cincinnati (matched July 27 vs. Los Angeles-AL)...matched his career-high by allowing three home runs June 30 against St. Louis...lasted just 2.2 innings in a 5-0 loss at Pittsburgh July 10...it was the shortest start of his career...allowed a season-high tying six runs on a season-high nine hits in 3.2 innings Aug. 2 against Texas...was 9-9 with a 4.39 ERA in 22 starts when he was optioned to Triple-A Sacramento Aug. 3...made two starts with the River Cats and had no decisions, a 1.74 ERA and .348 opponents batting average (10.1 ip, 16 h, 5 r, 2 er, 1 bb, 15 so) before returning to Oakland Aug. 18...tossed a rain-shortened five-inning complete game in his second start Aug. 27 at Detroit, a 6-3 Oakland win that was called with the A's batting in the top of the sixth...allowed three hits, three walks and struck out three...it matched the shortest complete game in Oakland history (fourth time, last: Steve Ontiveros, May 16, 1995 vs. Chicago-AL)...was 1-0 with a 2.79 ERA in two starts before he was optioned to Single-A Stockton Aug. 28...returned to Oakland Sept. 3 after Stockton's season ended and went 2-0 with a 2.70 ERA in four games, including two starts...finished the season with a three-game winning streak over his final six games beginning Aug. 18, logging a 2.74 ERA and .228 opponents batting average...began his career with 60 consecutive starts before making the first relief appearance of his career Sept. 11 at Minnesota (1.0 ip, 1 h, 1 r, 1 er, 2 so)...made an emergency start Sept. 15 at Texas, replacing an ill Jarrod Parker, and allowed one run in 5.0 innings for the win...tossed 2.0 perfect innings of relief against Minnesota Sept. 20 and then started and won three days later at Los Angeles (AL)...both of his September starts came on three days rest or fewer...the last A's pitcher to make two such starts in a season was John Halama in 2003...was not on the A's ALDS roster against Detroit.

## CAREER

**2012**—Was one of four players acquired from Washington in the Gio Gonzalez trade during the offseason and went 13-10 with a 3.74 ERA in a team-leading 31 starts...also led the A's in innings pitched (190.0), had the only complete game and tied for the team-lead in wins...fellow rookie Jarrod Parker also won 13 games, both setting an Oakland record for wins by a rookie...the previous mark of 12 was held by Chris Codiroli (1983) and Joe Blanton (2005)...had the most wins by an Athletics rookie since Harry Byrd won 15 games for the 1952 Philadelphia A's en route to Rookie of the Year honors...the A's became the first team since the 1952 Brooklyn Dodgers to have two rookies win 13 or more games (Joe Black 15, Billy Loes 13)...it was the second time in Oakland history the A's had two rookie 10-game winners...the other time was in 2009 (Anderson 11, Cahill 10)...with Parker making 29 starts, this was the third time in Oakland history the A's had two rookies with 20 or more starts (Keough and Johnson in 1978; Anderson and Cahill in 2009)...struck out 137, which was the fourth best rookie total in Oakland history and the sixth best in Athletics history...also tied for the fifth most games started by an Oakland rookie (31) and was sixth in innings pitched (190.0)...surrendered 24 home runs, which tied for second most...tied for the lead among Major League rookies in complete games...tied for second among American League rookies in wins and games started, ranked third in innings pitched and was fifth in strikeouts...his ERA ranked third among AL rookies with 130 or more innings...walked just 36 batters in 190.0 innings, an average of 1.71 per nine innings...that was the second lowest mark in the AL and sixth lowest in the majors...it was the fifth lowest mark in Oakland history at the time...had a strikeout

to walk ratio of 3.81, which ranked seventh in the AL...it was the fourth best mark in Athletics history at the time...tied for third in the AL with six pickoffs...opponents were 8-for-18 (44.4%) in stolen base attempts, which was the second lowest mark in the AL...allowed a team-leading 207 hits, which were ninth most in the AL...his 31 games started were the fewest by an A's team leader since Steve Karsay led Oakland with 24 starts in 1997...went 7-4 with a 2.74 ERA and .240 opponents batting average in 15 starts at home compared to 6-6 with a 4.83 ERA and .316 opponents batting average in 16 starts on the road...had the eighth lowest home ERA in the AL and the ninth highest road ERA...allowed 18 of his 24 home runs on the road, which was fourth most in the AL...received just 12 runs of support in his 10 losses (58.1 ip, 1.85 RSA)...received no run support six times and one run four times...had two wins where he received just one run of support...his opponents batting average included a .263 mark against left-handed hitters compared to .283 against right-handers...walked 15 of the 214 lefties he faced (one per 14.2 plate appearances) compared to 21 of the 577 right-handers (one per 27.5 plate appearances)...his lowest ERA in a month was 3.55 in July, his highest was 3.96 in August...was 6-1 with a 1.96 ERA in nine starts against AL Central teams, 7-9 with a 4.56 ERA in 22 starts against everyone else...was 10-5 with a 3.14 ERA and .257 opponents batting average in 21 starts at night, 3-5 with a 5.12 ERA and .322 opponents batting average in 10 starts during the day...ranked eighth in the AL in night ERA and tied for 10th in wins...issued 12 of his 36 walks in the first inning of a game...allowed a .319 batting average to hitters leading off an inning...yielded 10 of his 24 home run in that situation...yielded a .462 (6-for-13) batting average and two home runs with the bases loaded...the two grand slams tied for second most in the AL and the batting average was fourth highest...the A's were 20-11 (.645) in his starting assignments...walked two batters or fewer in 27 of his 31 starts, including nine games with no walks and 14 with one...was one of three inactive players for the season opener in Japan...made his Oakland debut in the fifth game of the season, combining with Grant Balfour on a three-hit, 1-0 shutout against Kansas City (8.0 ip, 3 h, 3 bb)...became just the second pitcher in Oakland history to toss eight or more shutout innings in his Oakland debut (Mike Norris, complete game shutout, April 10, 1975 against Chicago)...did not strike out a batter to become the third pitcher in Oakland history to toss at least 8.0 shutout innings with no strikeouts...combined with Balfour on a four-hit, 2-0 shutout against Chicago April 24 (8.0 ip, 3 h, 5 so)...according to the Elias Sports Bureau, he is just the second A's rookie over the last 75 years to have two wins while pitching at least eight scoreless innings and allowing three or fewer hits in a season (Vida Blue, 1970)...that improved his record to 3-1 with a 2.00 ERA over his first four starts...then went 3-4 with a 5.74 ERA over his next nine starts from April 30 to June 13...won back-to-back starts May 6 at Tampa Bay and May 11 at Detroit, one of five times he had a two-game winning streak...never won more than two in a row...defeated Los Angeles May 21 to become the first pitcher in Oakland history to win each of his first four starts at the Coliseum...went 1 for 3 with a run scored and two RBI at Arizona June 8...became the the third A's pitcher since interleague play began in 1997 with two RBI in a game...walked a career-high tying four batters June 13 at Colorado...then walked one batter or fewer in each of his next 14 starts through Sept. 9...walked just eight batters in 88.0 innings (0.82 per nine innings) during the streak, which tied for the longest such streak in Oakland history (Gil Heredia, May 29-Aug. 11, 1999)...went 3-1 with a 1.10 ERA over a six-start stretch from June 20 to July 20...began that streak by tossing a complete game three-hitter in a 4-1 win over Los Angeles (NL) June 20 (1 bb, 2 so)...it was the first complete game by an A's rookie in the Coliseum since Barry Zito did it against Tampa Bay Sept. 10, 2000...had a career-high 15.0-inning scoreless streak from June 20 to 30...struck out a career-high 10 batters July 20 against New York (AL) matching the most ever by an Oakland pitcher against the Yankees...did not walk a batter or allow a run, the 10th time in Oakland history a pitcher had at least 10 strikeouts with no runs or walks...had 11 days rest between his starts of Aug. 5 and 17 as the A's had off days Aug. 9 and 13...matched his career-high with 10 strikeouts in 6.0 innings Sept. 9 at Seattle...finished the season by going 2-0 with a 2.60 ERA, despite a .339 opponents batting average, over his final five starts...won his 13th game of the season Sept. 14 against Baltimore to set an Oakland rookie record for wins...that was matched by Parker Oct. 1...made one start against the Tigers in the ALDS...had a no decision in the A's 5-4 loss in Game 2 at Detroit...allowed just one run on five hits in 6.0 innings.

**2011**—Spent the entire season at Triple-A Syracuse before being called up by Washington in September to make his Major League debut...went 1-0 with a 3.81 ERA in five starts for the Nationals...walked just four batters in 26.0 innings (1.38 per nine innings)...allowed a .283 opponents batting average, including .208 with runners in scoring position and .175 the first time through the lineup...the Nationals won all five of his starting assignments...was selected from Syracuse Sept. 3 and made his Major League debut with a start that day against New York (NL)...allowed four runs on six hits in 4.1 innings



(0 bb, 2 so) and had a no decision in the Nationals 8-7 win...fanned Angel Pagan with one out in the second inning for his first strikeout...hit a three-run home run off Dillon Gee on the first pitch of his first big league at bat in the second inning...earned his first ML win in his third start Sept. 15 at New York (NL), a 10-1 victory (5.2 ip, 3 h, 1 r, 1 er, 3 bb, 4 so)...was rated as the A's 10th-best prospect by *Baseball America* following the trade...was 12-6 with a 3.22 ERA in 24 starts in his Triple-A debut with Syracuse...named to the *Baseball America* Triple-A All-Star team...ranked second in the International League in strikeouts (155), tied for third in wins and was sixth in ERA...averaged 0.97 walks per nine innings, which was the lowest among IL starters...also ranked second in strikeouts per nine innings (9.40) and fourth in opponents batting average (.241)...walked just 16 for a strikeout-to-walk ratio of 9.69...led the Chiefs in wins, innings pitched (148.1) and strikeouts...was 4-5 with a 3.81 ERA over his first 12 starts through June 17...then went 8-1 with a 2.60 ERA over his final 12 starts...allowed a .216 average to batters leading off an inning...opponents hit .209 with runners in scoring position and two outs...allowed just three first inning runs for a 0.75 ERA...was 9-for-26 (.346) with a double and three RBI as a hitter...that included 0 for 2 with two sacrifices in four pinch hitting appearances...walked one batter or fewer in 20 of his 24 starts...combined on a six-hit shutout in his Triple-A debut, a 2-0 win at Lehigh Valley April 10...tossed seven innings and allowed five of the hits without walking a batter...struck out a season-high 11 May 5 at Durham...walked just two batters over a 10-start stretch from May 10 to July 2 (67.1 ip)...went 2-0 with a 2.54 ERA in four starts in May...tossed a season-high 8.0 shutout innings in an 11-2 win at Rochester June 27...allowed just one run in 6.1 innings in his next start at Buffalo July 2...earned IL Pitcher of the Week honors for the week of June 27 to July 3 (1-0, 0.63 ERA, 14.1 ip, 8 h, 1 r, 1 er, 0 bb, 12 so)...was named to the IL Midseason All-Star team...pitched a scoreless sixth inning against the Pacific Coast League All-Stars in the Triple-A All-Star Game July 13 at Salt Lake (1 h, 1 so)...allowed one run in 7.1 innings and went 3 for 3 at the plate in an 8-4 win over Lehigh Valley July 17...was on the disabled list from July 29 to Aug. 7 with a strained left quadriceps...went 4-0 with a 1.72 ERA in August...was rated as having the Best Control and Best Changeup among Nationals prospects in *Baseball America's* Best Tools survey following the season.

**2010**—Went 12-5 with a 2.85 ERA in 27 starts with Double-A Harrisburg to earn Nationals' Minor League Pitcher of the Year honors...led the Eastern League in strikeouts (155), ranked second in ERA, tied for second in wins and fifth in innings pitched (158.0)...led EL starters with an average of 8.83 strikeouts per nine innings and 1.31 walks per nine innings...had a strikeout to walk ratio of 6.74...led the Senators in wins, starts, innings and strikeouts...allowed a .261 opponents batting average, including .237 against right-handed hitters and .188 with runners in scoring position and two outs...Harrisburg was 19-8 (.704) in his starting assignments...walked one batter or fewer in 22 of his 27 starts...was named to the Eastern League Midseason All-Star Team...tossed his first career complete game in a 3-2 win at Altoona May 11, a rain-shortened five-inning contest (3 h, 2 r, 2 er, 1 so)...finished the season by going 6-0 with a 2.06 ERA over his final eight starts...walked just three batters in 52.1 innings over that span...struck out 13 batters against Erie Aug. 18...fired a seven-inning complete game in his final start of the regular season, a 9-1 victory at Binghamton Sept. 3 (7 h, 1 bb, 9 so)...made one postseason start and picked up the win in a 10-5 decision over Altoona Sept. 8 in Game 1 of the EL Division Series (5.2 ip, 4 h, 3 r, 2 er, 2 bb, 7 so, 1 hr)...was rated as having the Best Control among Washington farmhands according to *Baseball America* following the season.

**2009**—Spent the entire season with Single-A Potomac, posting a 12-5 record and a 2.91 ERA in 27 games, 25 starts...led the Carolina League in wins, ranked second in innings pitched (151.1) and third in ERA...averaged 2.08 walks per nine innings as a starter, which was fifth best in the CL...tied for the lead among Nationals farmhands in wins...allowed a .257 opponents batting average, including .207 to batters leading off an inning...did not commit an error and led CL pitchers in total chances (46) and assists (38)...Potomac was 17-8 (.680) in his starting assignments...tossed a season-high 8.0 shutout innings in a 4-0 win at Myrtle Beach May 15 (4 h, 0 bb, 7 so)...earned Carolina League Pitcher of the Week honors for his effort (May 11-18)...had a season-best six-game winning streak over a seven-start start stretch from July 17 to Aug. 19 (1.45 ERA)...compiled a 5-1 record and a 1.49 ERA in six starts in the month of August.

**2008**—Combined for a 1-6 record and a 3.51 ERA in 13 games, 10 starts, in his professional debut with Single-A Hagerstown and Rookie-level Vermont...walked just nine batters in 59.0 innings, an average of 1.37 per nine innings...struck out 49 for a strikeout to walk ratio of 5.44...allowed a .276 opponents batting average, including .210 with runners in scoring position...began his season with Vermont, post-

ing a 1-3 record and a 4.57 ERA in six games, three starts...made his professional debut in relief June 23 against Tri-City, tossing 2.0 scoreless and hitless innings (1 bb, 4 so)...his first win came June 27 against Lowell when he tossed 3.0 scoreless innings of relief...was promoted to Hagerstown July 27 and went 0-3 with a 2.89 ERA in seven starts.

## PERSONAL/MISCELLANEOUS

Tomaso Anthony Milone...is a University of Southern California alum...in three seasons at USC, went 16-17 with a 4.78 ERA...with his Major League debut, he became the 100th former Trojan to play in the big leagues, which is the most among all universities/colleges...is a Saugus (CA) High grad...earned all-state, All-CIF and All-Foothill League honors in 2004 and '05...is married, Tina.

### LIFETIME PITCHING RECORD

Year	Club	W	L	ERA	G	GS	CG	SHO	SV	IP	H	R	ER	HR	HB	BB	IBB	SO	WP	BK
2008	Vermont	1	3	4.57	6	3	0	0	0	21.2	27	12	11	4	0	3	0	22	0	0
	Hagerstown	0	3	2.89	7	7	0	0	0	37.1	36	16	12	0	0	6	0	27	0	0
2009	Potomac	12	5	2.91	27	25	0	0	0	151.1	144	57	49	9	5	36	2	106	8	1
2010	Harrisburg	12	5	2.85	27	27	2	0	0	158.0	161	57	50	10	4	23	0	155	7	2
2011	Syracuse	12	6	3.22	24	24	0	0	0	148.1	137	55	53	9	1	16	0	155	3	2
	WASHINGTON	1	0	3.81	5	5	0	0	0	26.0	28	11	11	2	2	4	2	15	0	0
2012	OAKLAND	13	10	3.74	31	31	1	0	0	190.0	207	90	79	24	4	36	2	137	2	0
2013	OAKLAND	12	9	4.14	28	26	1	0	0	156.1	160	83	72	25	2	39	2	126	1	0
	Sacramento	0	0	1.74	2	2	0	0	0	10.1	16	5	2	0	0	1	0	15	0	0
<b>AL Totals</b>		<b>25</b>	<b>19</b>	<b>3.92</b>	<b>59</b>	<b>57</b>	<b>2</b>	<b>0</b>	<b>0</b>	<b>346.1</b>	<b>367</b>	<b>173</b>	<b>151</b>	<b>49</b>	<b>6</b>	<b>75</b>	<b>4</b>	<b>263</b>	<b>3</b>	<b>0</b>
<b>NL Totals</b>		<b>1</b>	<b>0</b>	<b>3.81</b>	<b>5</b>	<b>5</b>	<b>0</b>	<b>0</b>	<b>0</b>	<b>26.0</b>	<b>28</b>	<b>11</b>	<b>11</b>	<b>2</b>	<b>2</b>	<b>4</b>	<b>2</b>	<b>15</b>	<b>0</b>	<b>0</b>
<b>ML Totals</b>		<b>26</b>	<b>19</b>	<b>3.92</b>	<b>64</b>	<b>62</b>	<b>2</b>	<b>0</b>	<b>0</b>	<b>372.1</b>	<b>395</b>	<b>184</b>	<b>162</b>	<b>51</b>	<b>8</b>	<b>79</b>	<b>6</b>	<b>278</b>	<b>3</b>	<b>0</b>

### CAREER TRANSACTIONS

**2008** — Selected by the Washington Nationals organization in the 10th round of the First-Year Player Draft. **2011** — Traded to the Oakland Athletics with pitchers A.J. Cole and Brad Peacock and catcher Derek Norris for pitchers Gio Gonzalez and Rob Gilliam, December 23.

### DIVISION SERIES RECORD

Year	Club/Opp.	W	L	ERA	G	GS	CG	SHO	SV	IP	H	R	ER	HR	HB	BB	IBB	SO	WP	BK
2012	OAK vs. DET	0	0	1.50	1	1	0	0	0	6.0	5	1	1	0	1	1	0	6	1	0

## VS. THE AMERICAN LEAGUE

2013		CAREER												
ERA	W	L	S	G	IP	ER	vs. TEAM	ERA	W	L	S	G	IP	ER
0.00	0	1	0	1	6.2	0	Baltimore	0.69	1	1	0	2	13.0	1
—	0	0	0	0	0.0	0	Boston	13.50	0	1	0	1	4.2	7
1.29	0	0	0	1	7.0	1	Chicago	0.60	1	0	0	2	15.0	1
0.77	0	1	0	2	11.2	1	Cleveland	1.99	1	1	0	4	22.2	5
3.60	1	0	0	1	5.0	2	Detroit	3.24	2	0	0	3	16.2	6
4.58	1	0	0	3	19.2	10	Houston	4.62	1	0	0	4	25.1	13
2.51	2	0	0	2	14.1	4	Kansas City	1.84	3	1	0	4	29.1	6
4.07	3	1	0	4	24.1	11	Los Angeles	4.35	5	2	0	7	39.1	19
3.00	0	0	0	2	3.0	1	Minnesota	2.12	2	0	0	4	17.0	4
—	0	0	0	0	0.0	0	New York	1.32	0	1	0	2	13.2	2
—	0	0	0	0	0.0	0	Oakland	—	0	0	0	0	0.0	0
4.34	1	2	0	3	18.2	9	Seattle	3.28	3	3	0	8	49.1	18
5.40	0	1	0	1	6.2	4	Tampa Bay	7.13	1	2	0	3	17.2	14
8.36	1	2	0	3	14.0	13	Texas	5.06	1	4	0	6	32.0	18
—	0	0	0	0	0.0	0	Toronto	7.62	0	2	0	2	13.0	11

## VS. THE NATIONAL LEAGUE

2013		CAREER												
ERA	W	L	S	G	IP	ER	vs. TEAM	ERA	W	L	S	G	IP	ER
—	0	0	0	0	0.0	0	Arizona	7.20	0	0	0	1	5.0	4
—	0	0	0	0	0.0	0	Atlanta	—	0	0	0	0	0.0	0
—	0	0	0	0	0.0	0	Chicago	—	0	0	0	0	0.0	0
5.79	0	0	0	1	4.2	3	Cincinnati	5.79	0	0	0	1	4.2	3
—	0	0	0	0	0.0	0	Colorado	18.00	0	0	0	1	4.0	8
—	0	0	0	0	0.0	0	Los Angeles	1.00	1	0	0	1	9.0	1
—	0	0	0	0	0.0	0	Miami	6.23	0	0	0	1	4.1	3
2.57	1	0	0	1	7.0	2	Milwaukee	2.57	1	0	0	1	7.0	2
—	0	0	0	0	0.0	0	New York	4.50	1	0	0	2	10.0	5
—	0	0	0	0	0.0	0	Philadelphia	0.00	0	0	0	1	6.0	0
10.13	0	1	0	1	2.2	3	Pittsburgh	10.13	0	1	0	1	2.2	3
6.00	1	0	0	1	6.0	4	St. Louis	6.00	1	0	0	1	6.0	4
—	0	0	0	0	0.0	0	San Diego	—	0	0	0	0	0.0	0
7.20	1	0	0	1	5.0	4	San Francisco	7.20	1	0	0	1	5.0	4
—	0	0	0	0	0.0	0	Washington	—	0	0	0	0	0.0	0

## MONTHLY BREAKDOWN

2013		CAREER												
ERA	W	L	S	G	IP	ER	by MONTH	ERA	W	L	S	G	IP	ER
3.38	3	2	0	5	32.0	12	April	3.53	6	4	0	10	63.2	25
4.62	2	3	0	6	37.0	19	May	4.13	5	5	0	11	69.2	32
4.42	2	2	0	6	36.2	18	June	4.15	4	4	0	12	73.2	34
3.75	2	1	0	4	24.0	10	July	3.63	3	3	0	9	57.0	23
6.08	1	1	0	3	13.1	9	August	4.70	3	2	0	7	38.1	20
2.70	2	0	0	4	13.1	4	September	3.60	5	1	0	15	70.0	28

## PITCHING BREAKDOWN

2013		CAREER												
ERA	W	L	S	G	IP	ER	by CATEGORY	ERA	W	L	S	G	IP	ER
3.44	5	4	0	12	68.0	26	Home	3.21	12	8	0	29	176.2	63
4.69	7	5	0	16	88.1	46	Road	4.55	14	11	0	35	195.2	99
3.91	3	3	0	8	48.1	21	Day	4.19	7	8	0	20	118.0	55
4.25	9	6	0	20	108.0	51	Night	3.79	19	11	0	44	254.1	107
4.24	8	8	0	19	116.2	55	Pre-ASG	3.92	16	14	0	36	225.0	98
3.86	4	1	0	9	39.2	17	Post-ASG	3.91	10	5	0	28	147.1	64
4.17	12	9	0	26	153.1	71	Starter	3.92	26	19	0	62	369.1	161
3.00	0	0	0	2	3.0	1	Reliever	3.00	0	0	0	2	3.0	1

## BALLPARK BREAKDOWN

	ERA	W	L	S	G	IP	ER
Angel Stadium of Anaheim	4.70	3	0	0	3	15.1	8
AT&T Park	7.20	1	0	0	1	5.0	4
Ballpark in Arlington	3.81	1	3	0	5	28.1	12
Chase Field	7.20	0	0	0	1	5.0	4
Citi Field	1.59	1	0	0	1	5.2	1
Citizens Bank Park	0.00	0	0	0	1	6.0	0
Comerica Park	4.66	1	0	0	2	9.2	5
Coors Field	18.00	0	0	0	1	4.0	8
Fenway Park	13.50	0	1	0	1	4.2	7
Kauffman Stadium	2.93	1	1	0	2	15.1	5
Miller Park	2.57	1	0	0	1	7.0	2
Minute Maid Park	5.54	0	0	0	2	13.0	8
Nationals Park	6.30	0	0	0	2	10.0	7
O.co Coliseum	3.02	12	8	0	27	166.2	56
PNC Park	10.13	0	1	0	1	2.2	3
Progressive Field	0.00	1	1	0	2	13.0	0
Rogers Centre	6.43	0	1	0	1	7.0	5
Safeco Field	4.13	2	2	0	4	24.0	11
Sun Life Stadium	6.23	0	0	0	1	4.1	3
Target Field	3.86	1	0	0	2	7.0	3
Tropicana Field	6.94	1	1	0	2	11.2	9
U.S. Cellular Field	1.29	0	0	0	1	7.0	1

## FIELDING STATISTICS

Pitcher							
Year	Pct.	G	PO	A	E	TC	DP
2011	1.000	5	1	4	0	5	1
2012	.958	31	5	18	1	24	1
2013	.944	28	6	11	1	18	0
<b>Totals</b>	<b>.957</b>	<b>64</b>	<b>12</b>	<b>33</b>	<b>2</b>	<b>47</b>	<b>2</b>

## MILONE'S CAREER BESTS

**Low Hit Complete Game:** 3 (twice), August 27, 2013 at Detroit (5 inn.); June 20, 2012 vs. Los Angeles-NL (9 inn.)

**Innings Pitched:** 9.0, June 20, 2012 vs. Los Angeles (NL)

**Strikeouts:** 10 (three times), last: May 1, 2013 vs. Los Angeles (AL)

**Pitches:** 118, June 8, 2013 at Chicago (AL)

**Longest Winning Streak:** 5, September 9, 2012 to April 15, 2013

**Longest Losing Streak:** 5, April 21 to May 12, 2013

**Longest Scoreless Streak:** 15.0, June 20 to 30, 2012

## MILONE'S 2013 STARTS

Date	Opponent	Score	Dec	ERA*	IP	H	R	ER	BB	SO	HR	#PIT
April 3	Seattle	6-2	W	2.57	7.0	4	2	2	1	4	2	102
April 10	at Los Angeles (AL)	11-5	W	4.50	5.0	7	4	4	3	5	0	106
April 15	Houston	11-2	W	3.86	6.2	8	2	2	0	6	0	101
April 21	at Tampa Bay	1-8	L	4.26	6.2	8	6	4	1	6	1	96
April 26	Baltimore	0-3	L	3.38	6.2	6	1	0	1	5	0	105
May 1	Los Angeles (AL)	4-5	L	3.69	7.0	7	4	4	0	10	3	106
May 7	at Cleveland	0-1	L	3.13	7.0	5	1	0	0	5	0	109
May 12	at Seattle	1-6	L	3.71	5.0	6	5	5	3	4	1	90
May 18	Kansas City	2-1	W	3.47	6.0	5	1	1	3	4	0	111
May 24	at Houston	6-5	--	3.80	7.0	8	5	5	0	6	2	94
May 29	at San Francisco	9-6	W	4.04	5.0	8	4	4	3	3	2	103
June 3	at Milwaukee	10-2	W	3.91	7.0	5	2	2	0	4	1	85
June 8	at Chicago (AL)	1-4	--	3.69	7.0	4	1	1	1	7	1	118
June 14	Seattle	2-3	L	3.61	6.2	5	2	2	3	4	1	113
June 19	at Texas	4-9	L	3.98	5.1	8	6	6	1	1	1	100
June 25	Cincinnati	7-3	--	4.06	4.2	6	3	3	4	2	1	103
June 30	St. Louis	7-5	W	4.17	6.0	7	5	4	2	5	3	94
July 5	at Kansas City	6-3	W	4.11	8.1	6	3	3	0	4	0	101
July 10	at Pittsburgh	0-5	L	4.24	2.2	7	3	3	2	2	0	80
July 22	at Houston	4-3	--	4.26	6.0	6	3	3	1	5	0	93
July 27	Los Angeles (AL)	3-1	W	4.10	7.0	4	1	1	4	6	1	114
Aug. 2	Texas	3-8	L	4.39	3.2	9	6	6	0	2	2	76
Aug. 18	Cleveland	7-3	--	4.30	4.2	6	3	1	1	5	1	97
Aug. 27	at Detroit	6-3 (6)	W	4.28	5.0	3	3	2	3	3	0	84
Sept. 15	at Texas	5-1	W	4.23	5.0	6	1	1	1	5	0	86
Sept. 23	at Los Angeles (AL)	10-5	W	4.14	5.1	5	5	2	1	8	1	88

\*indicates overall ERA

**CATCHER****Height/Weight:** 6-1 / 229**Bats/Throws:** Right / Right**Birthdate:** July 7, 1983**Opening Day Age:** 30**Birthplace/Resides:** Lafayette, Louisiana / Duson, Louisiana**Major League Service:** 58 days**Obtained:** Re-signed to a minor league contract, October 12, 2013**Contract Status:** First year of a one-year contract through 2014.**NON-ROSTER INVITEE****CAREER HIGHLIGHTS**

Batted .179 in 13 games with Oakland last year in his first Major League action since hitting .143 in 10 games with Washington in his 2008 debut...is a .237 career hitter with 148 home runs and 552 RBI in 958 minor league games in 11 professional seasons in the Montreal/Washington (2003-09), New York Mets (2010), Florida/Miami (2011-12) and Oakland (2013) organizations...in the minors, has appeared in 532 games at catcher, 250 at first base, 14 in left field, two at third base and one in right field.

**2013 HIGHLIGHTS**

Returned to the majors for the first time in five years, batting .179 with five RBI in 13 games during a one-month stay with the A's...four of his five hits were for extra bases (three doubles, one home run)...went 5-for-25 (.200) against left-handed pitching, 0-for-3 against right-handers...made eight starts at designated hitter and also appeared in one inning at first base May 7 at Cleveland...was 1-for-5 (.200) as a pinch hitter...was selected from Triple-A Sacramento May 1 and went 1-for-4 with a double in a start at designated hitter that day against Los Angeles (AL)...had two hits, including his lone home run May 5 at New York (AL)...went 3-for-11 (.273) with two RBI over his first three games, 2-for-17 (.118) with three RBI over his final 10 contests...was optioned to Sacramento May 31.

**SACRAMENTO:** Hit .246 with nine home runs and 29 RBI in 33 games with the River Cats in a season that ended in early July because of a shoulder injury...added nine doubles for a .541 slugging percentage...18 of his 30 hits were for extra bases...batted .267 (8-for-30) against left-handed pitching compared to .239 (22-for-92) against right-handers...hit .157 with three home runs and eight RBI in 19 games at Sacramento compared to .365 with six home runs and 21 RBI in 14 games on the road...had a .111 batting average when leading off an inning and .148 with runners in scoring position and two outs...appeared in 21 games at catcher and two at first base...tossed out 7-of-35 (20.0%) attempted base stealers...also hit .282 in 10 games at designated hitter...hit in every spot in the order except first, second and ninth...saw his most playing time batting sixth (19 games)...drove in 11 runs over a seven-game stretch from April 9 to 19...collected a season-high two doubles April 13 at Reno...had his lone two-homer game of the season April 18 at Las Vegas and drove in four runs...had season-highs in walks (3) and runs scored (3) April 21 against Reno...was batting .283 with five home runs, 12 RBI, a .406 on-base percentage and .679 slugging percentage in 15 games when the A's called for the first time May 1...returned to Sacramento and hit .217 with four home runs, 17 RBI, a .309 on-base percentage and .435 slugging percentage over his final 18 games...was named Pacific Coast League Batter-of-the-Week for the week of June 3 to 9 after going 8-for-19 (.421) with three home runs and 13 RBI in five games...went 4-for-5 with a home run and a season-high six RBI June 4 at Tacoma...drove in five runs June 7 at Tucson...struck out at least once in each of his final 15 games beginning June 7 (29 strikeouts total)...was batting .329 with eight home runs and 25 RBI in 20 Triple-A games through June 8...then went 6-for-49 (.122) with a home run and four RBI over his final 13 contests...was placed on the disabled list July 3 with a strained right shoulder and missed the remainder of the season...was reinstated from the DL Sept. 1 and designated for assignment that day...was released Sept. 3 but re-signed to a minor league deal with the A's Oct. 12.

**CAREER**

**2012**—Batted .222 with 29 home runs and 74 RBI in 123 games for Triple-A New Orleans in the Miami organization...the home runs were a career-high, ranked second in the Pacific Coast League and tied

for sixth in all of the minor leagues...led the Zephyrs in games, home runs and RBI...batted .248 with 13 home runs in 125 at bats against left-handed pitching compared to .208 with 16 home runs in 245 at bats against right-handers...slugged .608 against lefties compared to .437 against righties...hit .247 with runners in scoring position but batted .184 with RISP and two outs...was 5-for-13 (.385) with two grand slams and 19 RBI with the bases loaded...appeared in 52 games at first base, 40 at catcher and four in left field...hit .205 in 11 games as the designated hitter and was also 1-for-14 (.071) with three walks, a double and RBI as a pinch hitter...tossed out 5-of-30 (16.7%) attempted base stealers...hit in every spot in the order except second and third...saw his most action with 27 games hitting fourth and sixth...went 0-for-3 in his first game of the season but then put together a season-best six-game hitting streak from April 9 to 17 (7-for-21, .333)...then went 7-for-41 (.171) over his next 11 games to finish April with a .215 batting average...homered in three straight games May 1-3 at Round Rock...went 3-for-25 (.120) over a 10-game span from May 11 to 22 to drop his average to a season-low .203...hit .228 in 27 games in May overall, but then batted .300 in 25 games in June, his only month with a batting average over .228...had a season-high in hits when he went 4-for-5 with a season-high five RBI June 28 at Omaha...connected for his first grand slam of the season in that game...that began a 14-game stretch through July 14 where he went 17-for-49 (.347) with five doubles, seven home runs and 23 RBI...in addition to the five RBI game against Omaha, he also had three four-RBI games over that stretch...including another grand slam July 3 at Round Rock...had his first of three-two homer games July 7 against Oklahoma City...also went deep twice Aug. 6 at Tacoma and Aug. 20 at Albuquerque...had nine home runs and 16 RBI over a 17-game stretch from Aug. 3 to 20...scored a season-high four runs Aug. 20 at Albuquerque...finished August with nine home runs, his highest single-month total in 2012...went 2-for-26 (.077) over his final seven games...played for Mexicali in the Mexican-Pacific Winter League following the season and batted .246 with nine home runs and 31 RBI in 36 games.

**2011**—Spent the season at Double-A Jacksonville and led the Suns in doubles (27), home runs (22) and RBI (78)...earned Southern League Midseason All-Star honors...ranked third in SL in walks (74) and fourth in home runs...his walk total ranked ninth among all Double-A players...also ranked fourth in SL in on-base percentage (.391) and OPS (.900), sixth in slugging percentage (.509), ninth in walk-to-strikeout ratio (0.78) and 10th in RBI...had career highs in batting (.273), on-base percentage, hits, RBI, walks and stolen bases (8) and he matched his high in runs and doubles...tallied a season-high five RBI May 6 at Huntsville and May 16 at Mississippi...earned SL Player of the Week honors from May 2-8 after batting .438 (7-for-16) with eight runs scored, three doubles, three home runs and 10 RBI in six games...connected for his only grand slam of the season June 10 in a 10-inning, 6-5 win over Montgomery...his best offensive month came in June, when he hit .321 with 15 runs scored, five doubles, five home runs and 17 RBI...hit left-handed pitchers at a .351 clip with 12 doubles and 12 home runs...his average dipped to .242 against right-handers...appeared at catcher, first base, left field, right field, designated hitter and pinch hitter...following the season, played for Gigantes del Cibao in the Dominican Winter League.

**2010**—Signed a minor league deal with the New York Mets and began the year at Double-A Binghamton...was batting .197 with two home runs and 10 RBI in 17 games when he was placed on the disabled list May 5 with a sprained left thumb...sent to the Mets affiliate in the Gulf Coast Rookie League July 23 and hit .294 in five games...was reinstated from the DL and transferred to Single-A St. Lucie July 29...went 4-for-16 (.250) in six games before he was transferred back to Binghamton Aug. 4...finished the season by hitting .163 over his final 16 games...made his professional debut as a pitcher Aug. 21 against Altoona (1.0 ip, 1 h)...combined with all three teams to hit .203 with four home runs and 19 RBI in 44 games.

**2009**—Began the year with Triple-A Syracuse of the International League...went 5-for-29 (.172) in 12 games before he was optioned to Double-A Harrisburg of the Eastern League April 31...batted .182 with nine home runs and 35 RBI in 91 games with the Senators for a .181 average overall...caught 68 games at Harrisburg...also played six games at first base and two contests at third base...was recalled by Washington May 27 but did not appear in a game before he was sent back to Harrisburg after the game.

**2008**—Had his contract selected by Washington Sept. 2 and made his Major League debut Sept. 4 at Atlanta...collected his first major league hit and RBI Sept. 14 at Florida with an RBI single off Anibal Sanchez...blasted his first ML home run, a solo shot, Sept. 28 at Philadelphia off Kyle Kendrick...threw out 3-of-9 (.333) would be base stealers...hit .143 with one home run and three RBI in 10 games overall

with Washington...split the rest of the season between Double-A Harrisburg and Triple-A Columbus... led all Eastern League catchers in home runs, RBI, extra-base hits (28) and slugging percentage...was promoted to Columbus June 30.

**2007**—Began the season at Single-A Potomac, batting .269 with seven home runs and 39 RBI in 60 games...was promoted to Double-A Harrisburg June 25, where he hit .233 with five home runs and 19 RBI in 40 games...combined for a .254 average in 100 games overall...struck out a career-high 104 times.

**2006**—Spent the entire season at Single-A Potomac where he logged career-highs in games (131), at bats (449), doubles (27), triples (3) and hit by pitches (8)...finished fourth in the Carolina League in RBI (76) and sixth in home runs (16).

**2005**—Hit .224 with 19 home runs and 68 RBI in 100 games with Single-A Savannah of the South Atlantic League...scored a career-high 66 runs...connected for grand slams July 14 against Asheville and July 18 against Augusta...had stints on the disabled list from May 15-31 (strained left groin) and Aug. 2-8 (muscle strain in back).

**2004**—Spent most of the season with Single-A Vermont of the New York-Penn League where he batted .250 with 10 home runs and 34 RBI in 62 games...also went 1-for-2 (.500) in one game with Single-A Brevard County.

**2003**—Made his professional debut with the rookie-level Gulf Coast Expos, batting .223 with two home runs and nine RBI in 32 games.

**PERSONAL/MISCELLANEOUS**

Luke Montz...is married, Kerry...graduated from Acadiana High School (LA) in 2001...attended Hill Junior College in Hillsboro, Texas...hit .350 as a freshman and .340 as a sophomore

**LIFETIME PLAYING RECORD**

Year	Club	AVG	G	AB	R	H	2B	3B	HR	RBI	SH	SF	HP	BB	SO	SB	CS	SLG	OBP	E
2003	GCL Expos	.223	32	103	8	23	0	0	2	9	1	0	0	9	21	1	1	.282	.286	3
2004	Brevard County	.500	1	2	0	1	1	0	0	0	0	0	0	2	1	0	0	1.000	.750	0
	Vermont	.250	62	204	31	51	11	0	10	34	1	1	3	33	42	2	1	.451	.361	3
2005	Savannah	.224	100	343	66	77	24	1	19	68	2	5	3	50	95	1	1	.466	.324	4
2006	Potomac	.229	131	449	59	103	27	3	16	76	2	9	8	51	91	3	3	.410	.313	10
2007	Potomac	.269	60	201	43	54	15	1	7	39	2	2	3	45	54	3	2	.458	.406	2
	Harrisburg	.233	40	146	22	34	5	1	5	19	1	2	1	8	50	0	0	.384	.274	8
2008	Harrisburg	.282	63	220	30	62	14	0	14	53	1	2	0	31	46	0	1	.536	.368	2
	Columbus	.256	48	168	18	43	8	1	2	18	0	0	0	13	37	1	1	.351	.309	3
	WASHINGTON	.143	10	21	2	3	0	0	1	3	0	0	0	5	9	0	0	.286	.308	1
2009	Syracuse	.172	12	29	1	5	1	0	0	1	0	0	0	6	7	0	1	.207	.314	0
	Harrisburg	.182	91	291	32	53	14	0	9	35	1	0	1	41	62	1	3	.323	.285	4
2010	Binghamton	.182	33	110	10	20	3	0	2	15	0	3	0	12	32	0	2	.264	.256	5
	GCL Mets	.294	5	17	2	5	0	0	1	2	0	0	0	3	3	1	0	.471	.400	0
	St. Lucie	.250	6	16	3	4	0	0	1	2	0	0	0	5	4	0	0	.438	.429	1
2011	Jacksonville	.273	118	395	66	108	27	0	22	78	0	7	7	74	95	8	0	.509	.391	12
2012	New Orleans	.222	123	370	55	82	14	0	29	74	0	2	3	45	101	1	3	.495	.310	9
2013	Sacramento	.246	33	122	17	30	9	0	9	29	0	2	2	19	45	0	1	.541	.352	4
	OAKLAND	.179	13	28	2	5	3	0	1	5	0	1	0	1	8	0	0	.393	.200	0
<b>AL Totals</b>		<b>.179</b>	<b>13</b>	<b>28</b>	<b>2</b>	<b>5</b>	<b>3</b>	<b>0</b>	<b>1</b>	<b>5</b>	<b>0</b>	<b>1</b>	<b>0</b>	<b>1</b>	<b>8</b>	<b>0</b>	<b>0</b>	<b>.393</b>	<b>.200</b>	<b>0</b>
<b>NL Totals</b>		<b>.143</b>	<b>10</b>	<b>21</b>	<b>2</b>	<b>3</b>	<b>0</b>	<b>0</b>	<b>1</b>	<b>3</b>	<b>0</b>	<b>0</b>	<b>0</b>	<b>5</b>	<b>9</b>	<b>0</b>	<b>0</b>	<b>.286</b>	<b>.308</b>	<b>1</b>
<b>ML Totals</b>		<b>.163</b>	<b>23</b>	<b>49</b>	<b>4</b>	<b>8</b>	<b>3</b>	<b>0</b>	<b>2</b>	<b>8</b>	<b>0</b>	<b>1</b>	<b>0</b>	<b>6</b>	<b>17</b>	<b>0</b>	<b>0</b>	<b>.347</b>	<b>.250</b>	<b>1</b>
<b>Minor League Totals</b>		<b>.237</b>	<b>958</b>	<b>3186</b>	<b>463</b>	<b>755</b>	<b>173</b>	<b>7</b>	<b>148</b>	<b>552</b>	<b>11</b>	<b>35</b>	<b>31</b>	<b>447</b>	<b>786</b>	<b>22</b>	<b>20</b>	<b>.435</b>	<b>.333</b>	<b>70</b>



## CAREER TRANSACTIONS

**2003** — Selected by the Montreal Expos organization in the 17th round of the First-Year Player Draft. **2009** — Elected free agency, November 9. **2010** — Signed by the New York Mets to a minor league contract, January 17. Elected free agency, November 6. **2011** — Signed by the Florida Marlins to a minor league contract, January 28. Elected free agency, November 2; re-signed by Miami to a minor league contract, November 21. **2012** — Elected free agency, November 2; signed by the Oakland Athletics to a minor league contract, November 9. **2013** — Released, September 5; re-signed by Oakland to a minor league contract, October 12.

### VS. THE AMERICAN LEAGUE

2013		CAREER	
AVG.	AB	H	HR RBI
.000	6	0	0 0
.000	2	0	0 1
.250	4	1	0 1
.286	7	2	1 1
.333	3	1	0 1
.200	5	1	0 1

### VS. THE NATIONAL LEAGUE

2013		CAREER	
AVG.	AB	H	HR RBI
—	0	0	0 0
—	0	0	0 0
—	0	0	0 0
—	0	0	0 0
.000	1	0	0 0

### MONTHLY BREAKDOWN

2013		CAREER	
AVG.	AB	H	HR RBI
.179	28	5	1 5
—	0	0	0 0

### BATTING BREAKDOWN

2013		CAREER	
AVG.	AB	H	HR RBI
.167	6	1	0 2
.182	22	4	1 3
.250	16	4	1 3
.083	12	1	0 2
.179	28	5	1 5
—	0	0	0 0
.200	25	5	1 5
.000	3	0	0 0
.100	10	1	0 3
.000	1	0	0 0
.200	5	1	0 0
.192	26	5	1 5

### BALLPARK BREAKDOWN

	AVG.	AB	H	HR	RBI
AT&T Park	.000	1	0	0	0
Ballpark in Arlington	.333	3	1	0	0
Citizens Bank Park	.250	8	2	1	2
Minute Maid Park	.000	2	0	0	1
Nationals Park	.000	1	0	0	0
O.co Coliseum	.167	6	1	0	2
Progressive Field	.000	6	0	0	0
Safeco Field	.333	3	1	0	1
Sun Life Stadium	.333	3	1	0	1
Turner Field	.000	9	0	0	0
Yankee Stadium	.286	7	2	1	1

### FIELDING STATISTICS

#### Catcher

YEAR	PCT.	G	PO	A	E	TC	DP	PB
2008	.980	8	44	4	1	49	1	1
<b>Totals</b>	<b>.980</b>	<b>8</b>	<b>44</b>	<b>4</b>	<b>1</b>	<b>49</b>	<b>1</b>	<b>1</b>

#### First Base

Year	Pct.	G	PO	A	E	TC	DP
2013	—	1	0	0	0	0	0
<b>Totals</b>	<b>—</b>	<b>1</b>	<b>0</b>	<b>0</b>	<b>0</b>	<b>0</b>	<b>0</b>

### MONTZ' CAREER BESTS

**Hits:** 2, May 5, 2013 at New York (AL)  
**Home Runs:** 1 (twice), last: May 5, 2013 at New York (AL)  
**Runs Batted In:** 1 (eight times), last: May 24, 2013 at Houston  
**Stolen Bases:** None  
**Hitting Streak:** 3, September 26, 2008 to May 1, 2013  
**Hitless Streak (At Bats):** 9, September 4 to 7, 2008  
**Grand Slams:** None  
**Pinch-Hit Home Runs:** None  
**Inside-The-Park Home Runs:** None.  
**Game Ending Home Runs:** None.  
**Lead Off Home Runs:** None.

## ROOKIE RULE

The Baseball Writers Association of America considers a player a rookie unless during the previous season or seasons he has (a) exceeded 130 at-bats or 50 innings pitched in the major leagues; or (b) accumulated more than 45 days on the active roster of a major league club (excluding military service), during the 25-player limit. The 25-player limit is in effect from Opening Day until August 31.

There are five rookies on the A's 40-man roster: Raul Alcantara, Arnold Leon, Shane Peterson, Michael Taylor and Michael Ynoa.

**FIRST BASEMAN****Height/Weight:** 6-0 / 210**Bats/Throws:** Left / Right**Birthdate:** September 16, 1983**Opening Day Age:** 30**Birthplace/Resides:** Monroe, Georgia / Loganville, Georgia**Major League Service:** 3 years, 160 days**Obtained:** Signed to a minor league contract, November 19, 2011**Contract Status:** First year of a one-year contract through 2014.**CAREER HIGHLIGHTS**

Spent parts of five seasons in the majors with Boston (2007-08), Pittsburgh (2008-10) and Philadelphia (2011) before having his breakthrough season with Oakland in 2012...has a .269 average with 51 home runs and 139 RBI in 229 games in two seasons with the A's after batting .236 with 15 home runs and 78 RBI in 249 games over his first five seasons...his average of 13.94 at bats per home run over the last two years is fourth best in the majors...made his Major League debut with the Red Sox in 2007 and appeared in 49 games with Boston over two seasons before he was traded to Pittsburgh in a three-team, six-player trade at the trading deadline in 2008 in which Manny Ramirez was sent to the Dodgers...led the International League with 96 RBI in 2010...was named team MVP at Pawtucket in 2007 after tying a club record with 41 doubles...named Boston's Minor League Player of the Year in 2004...also earned South Atlantic League MVP honors after hitting a league-leading .339 while driving in 101 runs.

**2013 HIGHLIGHTS**

Led the A's with 30 home runs and finished second with 87 RBI despite spending most of the season in a platoon...made 106 of his 115 starts against right-handed pitching and started just three games against a left-handed pitcher after May 12...became the 19th player (40th time) in Oakland history to hit 30 home runs...had 505 plate appearances and only Mark McGwire (39 HR in 1995, 34 in 1997) hit as many home runs with as few plate appearances...ranked sixth in the American League in slugging percentage (.522) and tied for eighth in home runs...also ranked fourth in the AL in fewest at bats per home run (14.9) and fifth in fewest at bats per RBI (5.1)...is averaging 13.94 at bats per home run over the last two years, which is the fourth best mark in the majors among batters with 750 or more plate appearances...also ranks fourth in at bats per RBI (5.12)...hit .256 in 145 games...in addition to home runs, he led the A's in slugging and strikeouts (140) and tied for the team-lead in hit by pitches (6)...had career highs in games, at bats (446), runs (73), hits (114), doubles (23), home runs, RBI, walks (50), strikeouts, stolen bases (4), hit by pitches and extra base hits (56)...batted .268 (98-for-366) with 26 of his 30 home runs against right-handed pitching, compared to .200 (16-for-80) against left-handers...has hit 58 of his 66 career home runs off right-handers...slugged .552 against righties in 2013, .388 against lefties...his 26 home runs off right-handers tied for fifth most in the AL...also tied for third in the AL in home runs with two outs (14), ranked fourth in home runs on the road (20), tied for fifth in home runs with runners on base (15), tied for sixth in homers with two strikes (11) and tied for seventh in homers at night (22)...was batting .228 with 16 home runs, 44 RBI and 93 strikeouts in 87 games at the All-Star Break...then hit .296 with 14 home runs, 43 RBI and 47 strikeouts in 58 games after the break...tied for third in the AL in home runs after the All-Star Break (14)...slugged .461 before the break, .615 after the break...grounded into just four double plays and his average of 111.5 at bats per grounded into double play was fifth best in the AL...his four GIDP tied for third fewest in Oakland history among players with 500 or more plate appearances...they were the fewest since Tony Phillips grounded into two double plays in 441 at bats in 1986...reached base on an error seven times, which tied for eighth most in the AL...swung at the first pitch 37.4% of the time, which was sixth highest in the AL...started 88 games at first base, 20 in right field, five in left field and two at designated hitter...also made the first two appearances of his career in center field and at third base...committed seven errors at first base for a .990 fielding percentage, which was the lowest mark among AL qualifiers at first base (min. 108 games)...went 1-for-16 (.063) with a double, three walks

**MLB FEWEST AT  
BATS PER HOME  
RUN, 2012-2013**

12.78	Chris Davis
13.38	Miguel Cabrera
13.74	Edwin Encarnacion
<b>13.94</b>	<b>Brandon Moss</b>
14.19	Adam Dunn
	(min. 750 PA)

and six strikeouts as a pinch hitter...the batting average is the lowest by an A's pinch hitter with 15 or more plate appearances since Jim Holt went 0 for 17 in 1974...made a team-leading 48 starts batting fifth...also batted cleanup 42 times and started in every spot in the order except first, second and ninth.

**OAKLAND:** Matched what was then a career high with five RBI April 10 at Los Angeles (AL) after driving in four runs against the Angels the night before...went 0-for-5 with four strikeouts April 12 against Detroit, the first four-strikeout game of his career...also fanned four times April 29 against Los Angeles (AL) and May 12 at Seattle...was on the paternity list from April 16 to 18 for the birth of his second son, Brody (April 16)...hit safely in each of his first seven road games through April 20 (13-for-25, .520), giving him a 15-game road hitting streak dating back to Sept. 20, 2012...hit .463 (25-for-54) during the streak...connected for the game-ending home run in the bottom of the 19th inning April 29 against Los Angeles (AL), his third career walk-off home run...also homered in the sixth inning for his second career multi-homer game...had 12 innings between home runs to become the 17th player in Major League history to go at least 12 innings between home runs in one game...is the second Athletic to do it...Reggie Jackson also went 12 innings between home runs June 11, 1969...had four strikeouts to become the second Major Leaguer since 1916 to have at least two home runs and four strikeouts in one game...Evan Longoria did it Aug. 4, 2009 for Tampa Bay against Boston...hit .295 with 14 walks in 24 games in April for a .398 on-base percentage...added 19 RBI, which was the best single month total of his career...then batted .153 with a .262 on-base percentage in 27 games in May...had made each of his first 26 starts at first base before making eight consecutive starts as a right fielder from May 8-17 after Josh Reddick went on the DL...made his first career appearance in center field May 9 at Cleveland (also May 13 vs. Texas)...matched his career-high with four strikeouts May 12 at Seattle...made 51 of his 52 starts from May 13 to Aug. 9 in games started by a right-handed pitcher...hit the 7000th home run in Oakland history May 13 against Texas off Justin Grimm in the third inning...also connected for the 12,000th home run in Athletics franchise history June 5 at Milwaukee, a three-run homer off Michael Gonzalez in the seventh inning...had a 54-game errorless streak as a first baseman from May 18 to July 24, which is tied for 10th longest in Oakland history by a first baseman...went 3-for-36 (.083) over an 18-game stretch from May 21 to June 11...played third base for the second time as a professional May 24 at Houston in the ninth inning...the other time was in 2002 with the Red Sox affiliate in the Gulf Coast League...returned to third base in the 16th inning of the A's 18-inning game against New York (AL) June 13...had his second two homer game of the season June 12 against New York (AL)...the two homers gave him a streak where each of his last five hits were home runs...is the sixth player in Oakland history (10th time) to do that, the first since John Jaha (June 18-20, 1999)...the others are Jackson, McGwire (five times), Canseco and Giambi...hit seven home runs in the month of June, which matched the best single month total of his career at the time (hit eight in August)...was batting .228 with 97 strikeouts over his first 89 games through July 20...had a season-best seven-game hitting streak from July 26 to Aug. 3 (10-for-27, .370)...went 13-for-33 (.394) with seven home runs and 14 RBI over a 10-game stretch from Aug. 19-29...that began a season-ending stretch where he batted .314 with 12 home runs and 33 RBI in 34 games...tied for the Major League lead in home runs over that span and tied for second in RBI...hit his second walk-off home run of the season Aug. 19 against Seattle...it was the fourth of his career and his third as an Athletic, which is tied for fifth most in Oakland history...is the 10th player in Oakland history with two or more walk-off home runs in one season...now has six career game-ending hits (also a double and a single)...was named American League Player of the Week for the week of Aug. 26-Sept. 1 after going 8-for-22 (.364) with one double, four home runs, 11 RBI and eight runs scored in seven games...it was the second time he won the award (June 11-17, 2012)...started in right field Aug. 26 at Detroit after Reddick went on the DL for the second time and made 17 of his final 22 starts in outfield (12 in right field, five in left field)...homered in three consecutive games at Detroit Aug. 27-29...went 4-for-5 with two home runs and six RBI at Detroit Aug. 28...the RBI were a career-high and the hits and home runs matched his best...had 10 RBI in the four-game series at Detroit Aug. 26-29, the A's most RBI in a series since Damian Miller had 12 in a three-game series against Cincinnati, June 7-9, 2004...batted .288 with six doubles, eight home runs and 19 RBI in 25 games in August...the home runs were fifth most in the AL in the month and were the best single month total of his career...the RBI matched his most in a month (April, 2013)...then hit .302 with nine doubles, five home runs and 19 RBI in 22 games in September...tied for third in AL in September RBI and tied for fourth in extra base hits (14)...now has a .340 (50-for-147) average with 11 home runs and 37 RBI in 48 regular season games in September and October in two seasons with the A's...doubled in his final at bat of the game Sept. 11 at Minnesota to begin a season-ending streak where each of his final 11 hits were for extra bases (seven doubles, four home runs)...that is the longest single season streak in Oakland his-

tory and matches the longest overall streak...Eric Chavez had 11 consecutive hits for extra bases from Oct. 7, 2001 to April 14, 2002 (three doubles, one triple, seven home runs)...started all five games of the ALDS against Detroit (four at first base, one at designated hitter) and went 2-for-18 (.111) with 13 strikeouts...set a Division Series record for most strikeouts in a series, a mark he shares with Detroit's Austin Jackson, who also fanned 13 times in the same series.

## CAREER

**2012**—The non-roster invitee joined the A's in June and went on to bat .291 with 21 home runs and 52 RBI in just 84 games...the home runs tied for third most in American League history by a player with fewer than 90 games played...is one of just three players in Athletics history to hit 20 home runs in fewer than 100 games, joining Jose Canseco (22 in 97 games, 1992) and Woodie Held (20 in 92 games, 1957)...added 18 doubles as more than half of his hits were for extra bases (39 of 77, 50.6%)...slugged a career-high .596, which was fourth best in the majors among players with 250 or more plate appearances...also had a career-best .358 on-base percentage...batted .290 (60-for-207) with 19 of his 21 home runs and 44 of his 52 RBI against right-handed pitchers compared to .293 (17-for-58) against left-handers...had a .643 slugging percentage against righties compared to .431 against lefties...made just 11 of his 68 starts against left-handers...was 5-for-10 (.500) with a home run, four RBI and four walks as a pinch hitter...tied for third among AL pinch hitters in hits and walks...based on a minimum of 10 plate appearances, he had the best batting average and on-base percentage (.600) in the AL among pinch-hitters and ranked second in slugging (.800)...hit .254 with the bases empty compared to .331 with runners on base...hit an AL leading .545 when putting the first pitch in play...hit 15 of his 21 home runs at night...10 came in 26 games before the All-Star Break...hit 11 in 58 games after the break...15 came as a first baseman, which were the most by an A's first baseman since Jason Giambi had 32 in 2001...hit six home runs in interleague play, which tied for fifth in the majors and matched the Oakland interleague record...started 51 games at first base, which tied for the team lead...also started 10 games in right field, five in left field and two at designated hitter...committed eight errors in 55 games overall as a first baseman, which was third most among AL first basemen...his .9818 fielding percentage was second lowest in Oakland history by an A's first baseman with 50 or more games...Jeff Newman had a mark of .9816 in 1980...was selected from Sacramento June 6 and started at first base that day against Texas...it was his first start at first base since June 24, 2008...had just two career appearances at first entering the season...homered June 7 against Texas to snap a career-high 49-game homerless streak...had his first career two-homer game June 12 at Colorado...homered in all three games of the Colorado series June 12-14 and had four home runs total...is the first Athletic to hit four home runs in a three-game series since Geronimo Berroa against Minnesota, Aug. 12-14, 1996...also homered June 15 against San Diego, giving him a home run in four consecutive games...it was the 20th time in Oakland history a player homered in at least four straight games...that gave him six home runs to become the second player in Athletics history to hit six home runs in his first nine games with the club (Jack Cust, 2007)...was named American League Player of the Week for the week of June 11-17...batted .348 with three doubles, five home runs, 10 RBI and seven runs scored in six games...it was his first Player of the Week award...committed three errors in the sixth inning June 23 against San Francisco, tying the Major League record for most errors by a first baseman in an inning...it was the seventh time, the first since Jack Clark did it for St. Louis May 25, 1987...the three errors set an Oakland record for errors in a game by a first baseman...is the first Athletics first baseman to commit three errors in a game since Lou Limmer Aug. 19, 1954 vs. New York...hit his 10th home run in his 24th game July 4 at Boston...in Athletics history, only Dave Kingman reached 10 home runs in fewer than his first 24 games with the club (19 in 1984)...had the game-ending single in the bottom of the ninth inning July 20 against New York...went 42-for-113 (.372) with 28 runs, nine home runs and 27 RBI over his final 33 games beginning Aug. 16...had career highs Aug. 31 against Boston with four hits and four runs scored and matched his career-high with two doubles...also drove in four runs to become the 12th player in Oakland history with at least four hits, four RBI and four runs scored in a game...went 11-for-15 (.733) with three doubles, three home runs, nine RBI and seven runs scored in five games against Boston...homered in consecutive games Sept. 10 and 11 at Los Angeles to cap a 12-game stretch that began Aug. 19 where he had six home runs and 13 RBI...had a career-high eight-game hitting streak from Sept. 20-27 and batted .414 (12-for-29) with 10 runs, five doubles, two home runs, three RBI and six walks during the streak...hit his second career pinch-hit home run Sept. 21 at New York, a game-tying shot in the ninth inning of the A's 2-1, 10-inning loss...drove in five runs Sept. 29 against Seattle, including his second career game-ending home run in the bottom of the 10th inning...started all five games of the ALDS against Detroit at first base and went 2-for-15 (.133)...batted .286 with 15 home runs and 33 RBI in 51 games with Sacramento...was tied for second in the Pacific Coast

League and tied for sixth in all of Minor League Baseball in home runs at the time of his promotion to Oakland June 6...had a .582 slugging percentage...batted .311 with 12 of his 15 home runs against right-handed pitching compared to .247 against left-handers...hit .361 with 11 of his 15 home runs on the road compared to .212 at home...batted .333 in April, .263 in May and .227 in June...appeared in 14 games in left field, 13 at first base and 10 in right field...hit safely in each of his first 17 road contests (30-for-73, .411)...had a season-high 11-game hitting streak from April 14 to 27 (16-for-45, .356) and reached base safely via hit or walk in 23 consecutive games from April 14 to May 10...hit .311 with a .370 on-base percentage during the reaching base streak...had his first of three two-homer games April 22 at Reno...also went deep twice May 21 at Round Rock and June 3 at Tacoma.

**2011**—Spent the entire season at Triple-A Lehigh Valley, batting .275 with 23 home runs and 80 RBI in 124 games...ranked fourth in the International League in extra base hits (55), fifth in home runs, sixth in RBI and seventh in walks (62)...led the Iron Pigs in hits (120), doubles (31), home runs, RBI, walks, slugging percentage (.509), multiple-hit games (35) and strikeouts (127)...was selected by Philadelphia Sept. 17 and went 0-for-6 with two strikeouts in five games...was 0-for-4 as a pinch hitter...with Lehigh Valley, hit .278 with 19 of his 23 home runs against right-handed pitching...had a .326 batting average at home, compared to .222 on the road...his average improved to .288 with runners in scoring position...clubbed 14 of his 23 home runs in the sixth inning or later...appeared in 71 games in left field, two in center field and 43 in right field...ranked third among IL outfielders in assists (15)...saw most of his playing time hitting clean-up where he appeared in 87 games...batted .364 over his first 11 games but then went 4-for-37 (.108) over his next 13 contests from April 20 to May 2...set a Lehigh Valley record with seven RBI May 5 at Columbus...had a grand slam in the fifth inning and a three-run home run in the ninth inning for his first of two two-homer games...had his second two-homer game July 15 against Syracuse...had five straight two-hit games Aug. 13 to 18...on Sept. 9 against Pawtucket, he tied the game with a home run in the second inning, had a go-ahead RBI double in the third and the game-winning RBI single in the 10th...hit .385 (10-for-26) with four home runs and eight RBI in seven postseason games...had the game-winning RBI in two of the IronPigs' four wins.

**2010**—Spent the season with Triple-A Indianapolis before he was promoted to Pittsburgh in September...led the International League in RBI (96), the first Indianapolis player to do so since 1978 (Champ Summers), when the Indians played in the American Association...also tied for third in total bases (235), ranked fifth in at bats (500), tied for fifth in home runs (22), tied for sixth in doubles (32), tied for seventh in runs (73) and tied for 10th in hits (133)...made 77 appearances in right field, 17 in left field and 11 in center field...had two home runs and six RBI, July 23 against Charlotte...collected 31 RBI in 28 games in July...had his contract selected by the Pirates Sept. 7 and made three starts, all in right field...hit .154 in 17 games overall with the Pirates.

**2009**—Spent his first full season in the majors...was Pittsburgh's Opening Day right fielder...made 79 appearances (76 starts) in right field and 21 appearances (19 starts) in left field...had nine outfield assists...went 9-for-34 (.265) with a home run and five RBI as a pinch hitter...hit his first career pinch home run Aug. 26 against Philadelphia (Ryan Madson)...matched his career-high with two outfield assists, May 3 against Cincinnati...posted five consecutive multi-hit games from May 12 to 17 (11-for-19, .579)...belted his first career walk-off home run off Mitch Stetter, July 22 against Milwaukee...it was his only home run off a left-handed pitcher all year.

**2008**—Combined to hit .246 with eight home runs and 34 RBI in 79 games between Boston and Pittsburgh...made the Red Sox' Opening Day roster...slugged his first Major League home run, a game-tying, solo shot in the ninth inning off Huston Street on Opening Day, March 25 against Oakland in Tokyo, Japan...was optioned to Triple-A Pawtucket March 26...was recalled by Boston April 26...was placed on the 15-day disabled list May 5 retroactive to May 3 following an appendectomy...began a rehab assignment with Pawtucket May 22...was reinstated from the DL and optioned back to Pawtucket May 23...belted three home runs May 31 at Durham...was named International League Player of the Week, May 26-June 2...recalled by Boston June 6 and optioned back to Pawtucket July 24...acquired by Pittsburgh as part of a three-team trade July 31...had two outfield assists, Sept. 17 against Los Angeles (NL)...missed the final six games of the season due to cartilage being separated from the bones in his left knee...had a diagnostic arthroscopy performed on the knee Oct. 3 in Vail, Colorado (Dr. Steadman).

**2007**—Played for Pawtucket where he was named team MVP and an International League Midseason All-Star...led the IL in doubles (41) and extra-base hits (59)...led Pawtucket in home runs (16) and RBI (78)...tied a Pawtucket club record with 41 doubles, which was also accomplished by Wade Boggs in 1981...made 122 appearances in the outfield and five at first base...batted .300 with runners in scoring position...was recalled by Boston Aug. 6 and made his Major League debut that night at Los Angeles (AL) in left field as a defensive replacement...singled for his first ML hit, Aug. 8 at Los Angeles (AL) off Scot Shields...was optioned back to Pawtucket Aug. 8 and recalled a second time Sept. 1...collected his first career RBI, Sept. 26 against Oakland.

**2006**—Spent the entire season with Double-A Portland and led the Eastern League in doubles (36)...also ranked second in RBI (83), tied for fifth in runs (76) and 10th in batting (.285)...named Boston's Minor League Offensive Player of the Month for June after batting .352 with five home runs and 22 RBI...won EL Player of the Week honors, June 19-25 after hitting .478 with four doubles and a triple...named MVP of the EL playoffs...hit .361 with five home runs and 10 RBI...played for the Aguilas Cibaeñas of the Dominican Winter League, batting .327 with three home runs and 10 RBI in 14 games.

**2005**—Was named to the Eastern League Midseason All-Star team in his first season with Portland...finished second in the league in runs (87)...earned Boston's Quality Plate Appearances Award and Defensive Player of the Month Award for May...batted .286 (10-for-35) with three doubles, two home runs and three RBI in nine postseason games...played for the Peoria Saguaros of the Arizona Fall League following the season, hitting .236 with two home runs and five RBI in 22 games.

**2004**—Named Boston's Minor League Player of the Year after batting a combined .353 with 15 home runs, 111 RBI and 21 stolen bases in 132 games between Single-A Augusta and Single-A Sarasota...won South Atlantic League MVP honors while playing for Augusta after leading the league in average (.339) and tying for fourth in RBI (101)...selected to both the SAL Midseason and Postseason All-Star teams while being named the MVP of the midseason game...reached base safely in 29 straight games, April 18 to May 20...had a pair of 16-game hitting streaks...selected as Boston's Minor League Player of the Month for both May (.363, 26 RBI) and July (.344, 27 RBI)...also earned the SAL Topps Player of the Month Award for July.

**2003**—Spent his first full season as an outfielder with Single-A Lowell...homered four times in a five-game span, July 2-6.

**2002**—Began his pro career with Red Sox affiliate in the Gulf Coast Rookie League...made 31 appearances at second base and one at third base.

## **PERSONAL/MISCELLANEOUS**

Brandon Douglas Moss was originally signed by Boston scout Rob English...married, wife's name is Allison...has two sons, Jayden (10/28/09) and Brody (4/16/13)...is a 2002 graduate of Loganville (GA) High School where he played baseball and football...was a teammate of Jeff Francoeur, Brian McCann and Matt Capps while playing for Team Georgia in the 2001 Sun Belt Classic in Oklahoma.

## LIFETIME PLAYING RECORD

Year	Club	AVG	G	AB	R	H	2B	3B	HR	RBI	SH	SF	HP	BB	SO	SB	CS	SLG	OBP	E
2002	GCL Red Sox	.204	42	113	10	23	6	2	0	6	1	1	2	13	40	1	2	.292	.295	2
2003	Lowell	.237	65	228	29	54	15	4	7	34	0	5	4	15	53	7	5	.430	.290	3
2004	Augusta	.339	109	433	66	147	25	6	13	101	0	7	4	46	75	19	8	.515	.402	8
	Sarasota	.422	23	83	16	35	2	1	2	10	0	1	0	7	15	2	0	.542	.462	0
2005	Portland	.268	135	503	87	135	31	4	16	61	1	8	3	53	129	6	3	.441	.337	8
2006	Portland	.285	133	508	76	145	36	3	12	83	2	4	3	56	108	8	5	.439	.357	4
2007	Pawtucket	.282	133	493	66	139	41	2	16	78	0	2	3	61	148	3	5	.471	.363	2
	BOSTON	.280	15	25	6	7	2	1	0	1	0	0	0	4	6	0	0	.440	.379	0
2008	BOSTON	.295	34	78	7	23	5	1	2	11	0	2	0	6	25	1	1	.462	.337	0
	Pawtucket	.282	43	163	29	46	8	4	8	30	0	2	1	16	47	2	0	.528	.346	3
	PITTSBURGH	.222	45	158	12	35	10	2	6	23	0	3	1	15	45	0	1	.424	.288	1
2009	PITTSBURGH	.236	133	385	47	91	20	4	7	41	0	1	4	34	84	1	5	.364	.304	2
2010	Indianapolis	.266	136	500	73	133	32	2	22	96	4	3	7	42	118	12	7	.470	.330	2
	PITTSBURGH	.154	17	26	2	4	1	0	0	2	0	0	0	1	6	0	0	.192	.185	0
2011	Lehigh Valley	.275	124	436	66	120	31	1	23	80	0	4	4	62	127	4	6	.509	.368	5
	PHILADELPHIA	.000	5	6	0	0	0	0	0	0	0	0	0	2	0	0	0	.000	.000	0
2012	Sacramento	.286	51	196	32	56	11	1	15	33	0	1	5	22	40	4	0	.582	.371	3
	OAKLAND	.291	84	265	48	77	18	0	21	52	0	2	3	26	90	1	1	.596	.358	9
2013	OAKLAND	.256	145	446	73	114	23	3	30	87	0	3	6	50	140	4	2	.522	.337	8
<b>AL Totals</b>		<b>.271</b>	<b>278</b>	<b>814</b>	<b>134</b>	<b>221</b>	<b>48</b>	<b>5</b>	<b>53</b>	<b>151</b>	<b>0</b>	<b>7</b>	<b>9</b>	<b>86</b>	<b>261</b>	<b>6</b>	<b>4</b>	<b>.538</b>	<b>.345</b>	<b>17</b>
<b>NL Totals</b>		<b>.226</b>	<b>200</b>	<b>575</b>	<b>61</b>	<b>130</b>	<b>31</b>	<b>6</b>	<b>13</b>	<b>66</b>	<b>0</b>	<b>4</b>	<b>5</b>	<b>50</b>	<b>137</b>	<b>1</b>	<b>6</b>	<b>.369</b>	<b>.292</b>	<b>3</b>
<b>ML Totals</b>		<b>.253</b>	<b>478</b>	<b>1389</b>	<b>195</b>	<b>351</b>	<b>79</b>	<b>11</b>	<b>66</b>	<b>217</b>	<b>0</b>	<b>11</b>	<b>14</b>	<b>136</b>	<b>398</b>	<b>7</b>	<b>10</b>	<b>.468</b>	<b>.323</b>	<b>20</b>

## CAREER TRANSACTIONS

**2002** — Selected by the Boston Red Sox organization in the eighth round of the First-Year Player Draft. **2008** — On disabled list, May 3 to 22; included rehabilitation assignment to Pawtucket, May 22. Traded to the Pittsburgh Pirates with pitcher Craig Hansen for outfielder Jason Bay as part of a three-team trade in which Boston sent Manny Ramirez to the Los Angeles Dodgers and the Pirates acquired pitcher Bryan Morris and infielder Andy LaRoche from the Dodgers, July 31. **2010** — Elected free agency, November 5; signed by the Philadelphia Phillies to a minor league contract, November 22. **2011** — Elected free agency, October 18; signed by the Oakland Athletics to a minor league contract, November 19.

## DIVISION SERIES RECORD

Year	Club/Opp	AVG	G	AB	R	H	2B	3B	HR	RBI	SH	SF	HP	BB	SO	SB	CS	SLG	OBP	E
2012	OAK vs. DET	.133	5	15	0	2	0	0	0	0	0	0	1	2	7	0	0	.133	.278	0
2013	OAK vs. DET	.111	5	18	2	2	0	0	1	1	0	0	0	3	13	0	0	.278	.238	0
<b>Totals</b>		<b>.121</b>	<b>10</b>	<b>33</b>	<b>2</b>	<b>4</b>	<b>0</b>	<b>0</b>	<b>1</b>	<b>1</b>	<b>0</b>	<b>0</b>	<b>1</b>	<b>5</b>	<b>20</b>	<b>0</b>	<b>0</b>	<b>.212</b>	<b>.256</b>	<b>0</b>

## MILESTONE HOME RUNS

### Franchise

1	Lave Cross	Apr. 30, 1901
1,000	Mickey Cochrane	May 15, 1927
2,000	Jimmie Foxx	June 21, 1935
3,000	Sam Chapman	Sept. 30, 1949
4,000	Hector Lopez	Aug. 17, 1958
5,000	Jim Nash	May 22, 1968
6,000	Gene Tenace	May 25, 1975
7,000	Carney Lansford	July 3, 1983
8,000	Jose Canseco	Sept. 2, 1989
9,000	Mark McGwire	May 28, 1996
10,000	Miguel Tejada	Apr. 14, 2001
11,000	Bobby Kielty	June 15, 2006
12,000	Brandon Moss	June 5, 2013

### Oakland

1	Reggie Jackson	Apr. 10, 1968
1,000	Claudell Washington	May 6, 1975
2,000	Rickey Henderson	June 5, 1983
3,000	Dave Parker	Aug. 13, 1989
4,000	Jason Giambi	May 17, 1996
5,000	Jason Giambi	Sept. 24, 2000
6,000	Bobby Crosby	May 31, 2006
7,000	Brandon Moss	May 13, 2013



## VS. THE AMERICAN LEAGUE

2013		CAREER								
AVG.	AB	H	HR	RBI	vs. TEAM	AVG.	AB	H	HR	RBI
.250	20	5	1	2	Baltimore	.297	37	11	1	3
.250	16	4	0	2	Boston	.484	31	15	3	11
.000	6	0	0	0	Chicago	.176	17	3	1	2
.190	21	4	0	1	Cleveland	.271	48	13	2	7
.269	26	7	4	10	Detroit	.262	42	11	4	12
.268	41	11	2	10	Houston	.216	102	22	2	15
.261	23	6	0	1	Kansas City	.205	39	8	0	2
.362	58	21	5	18	Los Angeles	.319	94	30	8	23
.333	15	5	0	3	Minnesota	.367	30	11	1	6
.267	15	4	2	3	New York	.316	38	12	3	5
—	0	0	0	0	Oakland	.333	9	3	1	3
.215	65	14	7	12	Seattle	.210	105	22	8	18
.222	18	4	0	2	Tampa Bay	.306	49	15	1	5
.283	53	15	4	11	Texas	.305	95	29	7	18
.263	19	5	1	2	Toronto	.220	41	9	1	3

## VS. THE NATIONAL LEAGUE

2013		CAREER								
AVG.	AB	H	HR	RBI	vs. TEAM	AVG.	AB	H	HR	RBI
—	0	0	0	0	Arizona	.157	51	8	0	6
—	0	0	0	0	Atlanta	.158	19	3	0	1
.200	5	1	1	1	Chicago	.250	64	16	3	9
.308	13	4	0	2	Cincinnati	.190	84	16	3	7
—	0	0	0	0	Colorado	.485	33	16	4	11
—	0	0	0	0	Los Angeles	.171	41	7	1	4
—	0	0	0	0	Miami	.182	22	4	1	3
.167	12	2	2	4	Milwaukee	.226	62	14	5	10
—	0	0	0	0	New York	.114	35	4	0	1
—	0	0	0	0	Philadelphia	.304	23	7	2	5
.333	3	1	1	2	Pittsburgh	.333	3	1	1	2
.091	11	1	0	1	St. Louis	.263	80	21	1	11
—	0	0	0	0	San Diego	.276	29	8	1	5
.000	6	0	0	0	San Francisco	.095	42	4	1	4
—	0	0	0	0	Washington	.333	24	8	0	5

## MONTHLY BREAKDOWN

2013		CAREER								
AVG.	AB	H	HR	RBI	by MONTH	AVG.	AB	H	HR	RBI
—	0	0	0	0	March	.250	8	2	1	2
.295	88	26	4	19	April	.261	153	40	4	20
.153	72	11	3	7	May	.236	161	38	5	19
.235	81	19	7	15	June	.241	241	58	14	39
.258	62	16	3	8	July	.259	189	49	11	28
.288	80	23	8	19	August	.253	296	75	18	45
.302	63	19	5	19	September	.258	322	83	13	59
—	0	0	0	0	October	.316	19	6	0	5

## BATTING BREAKDOWN

2013		CAREER								
AVG.	AB	H	HR	RBI	by CATEGORY	AVG.	AB	H	HR	RBI
.243	202	49	10	31	Home	.252	678	171	27	100
.266	244	65	20	56	Road	.253	711	180	39	117
.254	181	46	8	28	Day	.233	516	120	18	59
.257	265	68	22	59	Night	.265	873	231	48	158
.228	267	61	16	44	Pre-ASG	.248	652	162	31	96
.296	179	53	14	43	Post-ASG	.256	737	189	35	121
.200	80	16	4	16	vs. LHP	.242	260	63	8	42
.268	366	98	26	71	vs. RHP	.255	1129	288	58	175
.280	118	33	6	51	RISP	.270	367	99	11	137
.375	8	3	0	8	Bases Loaded	.220	41	9	0	21
.063	16	1	0	0	Pinch Hitter	.207	87	18	2	11
.286	7	2	1	4	Designated Hitter	.267	15	4	2	6

## BALLPARK BREAKDOWN

	AVG.	AB	H	HR	RBI
Angel Stadium	.340	50	17	5	15
AT&T Park	.095	21	2	0	3
Ballpark in Arlington	.296	54	16	4	8
Busch Stadium	.217	23	5	0	0
Camden Yards	.294	17	5	1	2
Chase Field	.226	31	7	0	4
Citi Field	.000	13	0	0	0
Citizens Bank Park	.192	26	5	1	4
Comerica Park	.423	26	11	4	12
Coors Field	.462	26	12	4	11
Dodger Stadium	.111	9	1	0	0
Fenway Park	.292	72	21	1	9
Great American Ball Park	.222	45	10	2	2
Kauffman Stadium	.208	24	5	0	1
Mall of America Field	.667	3	2	0	0
Miller Park	.211	38	8	3	6
Minute Maid Park	.185	54	10	2	6
Nationals Park	.455	11	5	0	4
O.co Coliseum	.255	341	87	19	58
PETCO Park	.200	10	2	0	1
PNC Park	.248	274	68	8	37
Progressive Field	.208	24	5	1	4
Rogers Centre	.176	17	3	1	3
Safeco Field	.167	48	8	4	8
Shea Stadium	.000	4	0	0	0
Sun Life Stadium	.250	16	4	1	3
Target Field	.364	11	4	1	3
Tokyo Dome	.250	8	2	1	2
Tropicana Field	.423	26	11	0	3
Turner Field	.000	10	0	0	0
U.S. Cellular Field	.214	14	3	1	2
Wrigley Field	.207	29	6	1	5
Yankee Stadium	.429	14	6	1	1

## FIELDING STATISTICS

### First Base

YEAR	PCT.	G	PO	A	E	TC	DP
2008	1.000	2	10	0	0	10	1
2012	.982	55	407	24	8	439	38
2013	.990	111	663	47	7	717	52
<b>Totals</b>	<b>.987</b>	<b>168</b>	<b>1080</b>	<b>71</b>	<b>15</b>	<b>1166</b>	<b>91</b>

### Third Base

YEAR	PCT.	G	PO	A	E	TC	DP
2013	—	2	0	0	0	0	0
<b>Totals</b>	<b>—</b>	<b>2</b>	<b>0</b>	<b>0</b>	<b>0</b>	<b>0</b>	<b>0</b>

### Outfield

YEAR	PCT.	G	PO	A	E	TC	DP
2007	1.000	15	12	1	0	13	0
2008	.992	65	118	8	1	127	2
2009	.991	99	217	9	2	228	4
2010	1.000	7	5	0	0	5	0
2011	1.000	1	2	0	0	2	0
2012	.974	23	35	2	1	38	0
2013	.983	34	56	1	1	58	0
<b>Totals</b>	<b>.989</b>	<b>244</b>	<b>445</b>	<b>21</b>	<b>5</b>	<b>471</b>	<b>6</b>

## MOSS' CAREER BESTS

**Hits:** 4 (twice), last: August 28, 2013 at Detroit

**Home Runs:** 2 (four times), August 28, 2013 at Detroit; June 12, 2013 vs. New York (AL); April 29, 2013 vs. Los Angeles (AL); June 12, 2012 at Colorado

**Runs Batted In:** 6, August 28, 2013 at Detroit; 5 (twice), last: April 10, 2013 at Los Angeles (AL)

**Stolen Bases:** 1 (seven times), last: August 29, 2013 at Detroit

**Hitting Streak:** 8, September 20 to 27, 2012

**Hitless Streak (At Bats):** 17, September 10 to 29, 2010

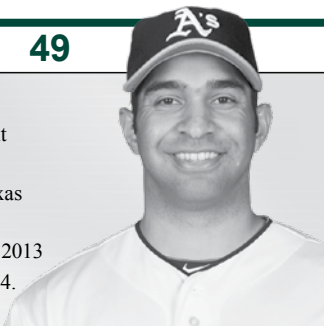
**Game Ending RBI:** 6, August 19, 2013 vs. Seattle (home run); April 29, 2013 vs. Los Angeles (home run); September 29, 2012 vs. Seattle (home run); July 20, 2012 vs. New York-AL (single); July 22, 2009 vs. Milwaukee (home run); September 13, 2008 vs. St. Louis (double).

**Grand Slams:** None.

**Pinch-Hit Home Runs:** 2, September 21, 2012 at New York (Rafael Soriano); August 26, 2009 vs. Philadelphia (Ryan Madson).

**Inside-The-Park Home Runs:** None.

**Lead Off Home Runs:** None.



## RIGHT-HANDED PITCHER

**Height/Weight:** 6-0 / 220      **Bats/Throws:** Right / Right  
**Birthdate:** July 15, 1982      **Opening Day Age:** 31  
**Birthplace/Resides:** Puerto Cabello, Venezuela / Pearland, Texas  
**Major League Service:** 2 years, 107 days  
**Obtained:** Re-signed to a minor league contract, November 18, 2013  
**Contract Status:** First year of a one-year contract through 2014.

## NON-ROSTER INVITEE

### CAREER HIGHLIGHTS

Is 8-11 with a 4.61 ERA in 99 games, including 19 starts, in four seasons in the majors with the Houston Astros (2006, 2008) and New York Mets (2009-10)...also pitched for Doosan in the Korean Baseball Organization in 2011...is 67-60 with a 3.91 ERA (468 er in 1077.2 ip) in 252 games, including 182 starts, over 15 seasons in the minors...had "Tommy John" surgery in 2007...earned Texas League Postseason All-Star honors and was selected to participate in the Futures Game in Detroit in 2005...tied a club record with 14 wins at Single-A Lexington in 2003...was originally signed by Houston as a non-drafted free agent in 1999 at the age of 16.

### 2013 HIGHLIGHTS

Began the season at Triple-A Columbus in the Cleveland organization and was 5-3 with a 1.81 ERA in 22 games, including two starts, when he was traded to the A's organization for cash considerations, Aug. 3...was assigned to Triple-A Sacramento and logged a 1-0 record and 2.19 ERA in seven games, one start...also had a one-day stay with Cleveland in April but did not appear in a game...combined for a 6-3 record and a 1.89 ERA in 29 games, three starts, overall...struck out 64 batters in 57.0 innings, an average of 10.11 per nine innings...walked 14 for a strikeout-to-walk ratio of 4.57...allowed a .208 opponents batting average, including .161 (14-for-87) against left-handed hitters compared to .242 (29-for-120) against right-handers...surrendered four of his five home runs to righties...four came with the bases empty...yielded a .108 batting average with runners in scoring position at Columbus but had a .313 mark at Sacramento for a .170 average overall...opponents hit .180 with a .255 on-base percentage when leading off an inning...was 0-1 with a 2.13 ERA in his three starting assignments, 6-2 with a 1.83 ERA in 26 relief appearances...allowed 2-of-9 (22.2%) inherited runners to score...tossed two or more innings in 12 of his 26 relief appearances, including three or more innings five times...made five starts in the Venezuelan Winter League following the season...had no decisions and a 0.75 ERA in three starts with Margarita in October and then went 0-2 with an 11.57 ERA in two starts with Caracas at the end of November...combined for a 4.74 ERA.

**MINORS:** His first appearance of the season was a start and loss at Indianapolis April 7...had season-highs in innings (6.0), walks (2) and strikeouts (7) but allowed just one earned run...each of his next 16 appearances came in relief...tossed 4.0 inning scoreless innings in his second outing of the season in the second game of a doubleheader April 13 against Indianapolis, his longest outing as a reliever...had a 1.38 ERA in three appearances when he was selected by Cleveland April 21...did not pitch before he was designated for assignment April 22 and outrighted back to Columbus April 24...went 4-0 over his first nine games following his return and allowed just run in 16.1 innings over that span (0.55 ERA)...compiled a 0.95 ERA in five game in April and then logged a 3-0 record and a 1.32 ERA in nine relief appearances in May...matched his season-high with two walks May 21 at Scranton/Wilkes-Barre...was placed on the disabled list May 30 with a left abdomen strain and missed the entire month of June...was reinstated July 2 and went 1-1 with a 3.75 ERA in eight games in July...including his second start of the season, a no decision at Indianapolis July 13 (2.2 ip, 3 h, 2 r, 2 er, 3 so)...was traded to the Oakland organization for cash considerations Aug. 3...tossed a perfect inning of relief in his first outing Aug. 5 against Round Rock for the win...yielded a season-high five hits Aug. 10 at Omaha...allowed a season-high five runs, all unearned, in 1.0 innings Aug. 19 against Tucson...made his only start with Sacramento in the second game of a doubleheader at Colorado Springs Aug. 23...had a no decision in a 4-1 win, allowing an unearned run in 4.0 hitless innings...did not walk a batter and struck out four.

## CAREER

**2012**—Was a non-roster invitee with Los Angeles (NL) but spent the entire season at Triple-A Albuquerque...went 7-9 with a 5.96 ERA in 25 games, including 24 starts...the ERA was fourth highest in the Pacific Coast League among qualifiers...led the PCL in sacrifice hits allowed (11)...led the Isotopes in losses and tied for the team lead in home runs (19) and wild pitches (11)...allowed a .324 opponents batting average, including .298 against left-handed hitters compared to .353 by right-handers...70 of his 107 strikeouts were against lefties...yielded a .352 average with runners in scoring position...compiled a 9.38 ERA in the first inning...had a 7.41 ERA over the first three innings of a game compared to a 4.03 ERA from the fourth inning on...walked two batters or fewer in 21 of his 24 starts...finished April with a 1-1 record, a 12.41 ERA and .417 opponents batting average in four starts...made his only relief appearance of the season May 23 at Fresno and took the loss (3.0 ip, 10 h, 7 r, 6 er, 0 bb, 0 so)...that lifted his overall ERA to 11.19 over his first seven games...then went 4-4 with a 3.46 ERA over his next 12 starts from May 27 to July 30...combined on a seven-hit shutout June 8 against Memphis (7.0 ip, 4 h, 2 bb, 2 so)...had a season-high three-game losing streak over a four-start stretch from June 13 to 29 (6.53 ERA)...had his only winning streak of the season when he won back-to-back starts July 4 against Round Rock and July 13 at Nashville...combined on a four-hit shutout in the latter start (6.0 ip, 4 h, 2 bb, 6 so)...had his best month of the season in July, going 2-0 with a 2.17 ERA in five starts...then went 2-3 with a 7.62 ERA in six starts in August...struck out a season-high nine batters in each of his final two starts: Aug. 25 at Memphis and Aug. 30 at Oklahoma City...made one postseason start and was the losing pitcher in an 8-4 loss to Omaha in Game 1 of the PCL semi-finals (2.0 ip, 3 h, 3 r, 2 bb, 2 so, 1 hr)...pitched for Magallanes in the Venezuelan Winter League following the season and went 0-1 with a 7.36 ERA in three games, including two starts.

**2011**—Spent the majority of the season pitching for the Doosan Bears in the Korean Baseball Organization...appeared in 25 games, going 3-6 with a 6.09 ERA...finished the season tied for third on the team with six saves...also fanned 66 batters which ranked fourth amongst Bears pitchers...began spring training in the Pittsburgh organization but was released March 22...signed by Houston to a minor league contract March 24 and was assigned to Triple-A Oklahoma City...made three starts for the RedHawks, going 1-2 with a 7.63 ERA before being granted his release April 27.

**2010**—Spent the majority of season with New York (NL), going 2-4 with a 6.00 ERA in 40 games, all but one in relief...opponents batted .234, including .139 against batters leading off an inning...allowed just 4-of-26 (15.4%) inherited runners to score...logged a 0.79 ERA and .179 opponents batting average in 24 games at home compared to a 12.10 ERA and .288 opponents average in 14 games on the road...surrendered eight of his 10 home runs on the road...strung together a career-long 10.2 consecutive scoreless innings streak from April 17 to May 3...became the first pitcher in Mets history to appear in 19 of the club's first 30 games with his outing May 8 against San Francisco...made his lone start May 29 at Milwaukee, allowing five runs, including two home runs, in 2.0 innings while also being charged with the loss...struck out four June 22 against Detroit, his most ever as a reliever...was designated for assignment July 23 and outrighted to Triple-A Buffalo for remainder of the season July 28...at the time of his final appearance with New York he ranked third on the club in appearances (40)...went 2-1 with a 5.63 ERA in eight starts with the Bison...went 0-4 with a 5.79 ERA in nine games, eight starts, while pitching for Magallanes in the Venezuelan Winter League following the season.

**2009**—Went to spring training with Houston and was claimed off waivers by the New York Mets March 13...began the season at Double-A Binghamton, was promoted to Triple-A Buffalo May 18 and joined the Mets June 5...went 3-3 with a 2.95 ERA in eight games, seven starts, with New York...the ERA was the best mark of his career...opponents went 0-for-10 with runners in scoring position and two outs...beat New York (AL) June 13, going 6.2 innings, allowing five hits and two runs...it was his first win since June 25, 2006 at Chicago (AL) and his first start since June 15, 2006 at Chicago (NL)...also picked up wins June 19 against Tampa Bay and June 24 against St. Louis for a career-best three-game winning streak...was placed on the 15-day disabled list July 20 with a muscle tear in his right thigh and did not pitch for the rest of the season...tore the muscle during his July 19 start at Atlanta...finished 3-3 with a 2.95 ERA in eight games, seven starts, with the Mets...also went 0-1 with a 4.91 ERA in five games, four starts, at Binghamton and 3-0 with a 3.70 ERA in four starts at Buffalo...went 2-4 with a 2.42 ERA in 10 games, eight starts, for Anzoategui in the Venezuelan Winter League.

**2008**—Went 0-1 with an 8.44 ERA and 12 strikeouts in 10.2 innings and 11 appearances out of the bullpen for Houston...had two stints with the Astros from May 16 to 25 and Sept. 1 through the end of the season... was also 2-5 with a 5.72 ERA in 36 games, including seven starts, at Triple-A Round Rock.

**2007**—Went 1-3 with a 6.23 ERA in five starts at Triple-A Round Rock before undergoing surgery to repair the ulnar collateral ligament in his right elbow April 28...missed the rest of the season.

**2006**—Made his Major League debut with Houston April 4 against Florida, tossing a scoreless inning in relief (1 h, 1 bb)...made his first career start April 16 at Arizona and received a no-decision after allowing two runs on four hits over four innings...threw seven innings allowing six hits and four runs while fanning seven en route to his first career win May 2 at Milwaukee...singled and collected his first Major League RBI off Ben Sheets in that contest...struck out a career-high nine batters in a career-best 7.1 innings pitched June 9 against the Braves...was on the disabled list from Aug. 20 to Sept. 6 with a hyperextended right elbow.

**2005**—Began the season with Corpus Christi Hooks where he led the Texas League with 96 strikeouts and ranked third in ERA (2.65) in 14 first-half starts before being promoted to Houston's Triple-A Round Rock affiliate...earned Texas League Midseason and Postseason All-Star honors and was selected to participate in the Futures Game in Detroit.

**2004**—Tabbed as a Midseason Carolina League All-Star...went 10-6 with a 2.96 ERA in 24 starts with Single-A Salem before being promoted to Double-A...at the time of his promotion, ranked third in the Carolina League with a 2.96 ERA and fifth with 117 strikeouts...was named Salem's Pitcher of the Month in May after going 2-2 with a 2.00 ERA.

**2003**—Spent the entire season at Single-A Lexington and went 14-9 with a 3.65 ERA in 28 starts...tied a club record and ranked second in the South Atlantic League in wins.

**2002**—Went 4-1 with a 2.39 ERA in 13 starts with Martinsville...was named the Appalachian League's Pitcher of the Week for July 1-7...was transferred to Single-A Lexington Aug. 29 and lost his only start (3.0 ip, 6 h, 5 r, 2 er, 1 bb, 2 so).

**2001**—Spent his first season in the United States with Martinsville of the Appalachian Rookie League...went 4-2 with a 3.79 ERA in 12 games, including eight starts.

**2000**—Went 3-4 with a 2.71 ERA in 14 games, 13 starts, for the Astros affiliate in the Venezuelan Summer League.

**1999**—Made his professional debut in the Venezuelan Summer League and went 0-4 with a 4.55 ERA in 11 games, including seven starts...struck out 41 in 32.0 innings.

## **PERSONAL/MISCELLANEOUS**

Fernando Alexis Flores Nieve...is married, Leticia, and has two children, Valeria and Fernando...originally signed with the Astros as a 16-year-old, non-drafted free agent out of Venezuela.

## LIFETIME PITCHING RECORD

Year	Club	W	L	ERA	G	GS	CG	SHO	SV	IP	H	R	ER	HR	HB	BB	IBB	SO	WP	BK
1999	VSL Yankees Co-op	0	6	4.50	11	7	0	0	0	32.0	31	22	16	0	0	16	0	41	0	0
2000	VSL Astros	3	4	2.71	14	13	0	0	0	79.2	56	29	24	5	12	28	0	64	12	0
2001	Martinsville	4	2	3.79	12	8	1	0	0	38.0	27	20	16	2	3	21	0	49	3	1
2002	Martinsville	4	1	2.39	13	13	0	0	0	67.2	46	23	18	5	2	27	0	60	1	0
	Lexington	0	1	6.00	1	1	0	0	0	3.0	6	5	2	0	1	0	0	2	0	0
2003	Lexington	14	9	3.65	28	28	1	0	0	150.1	133	69	61	10	0	65	0	144	7	1
2004	Salem	10	6	2.96	24	24	2	2	0	149.0	136	52	49	9	1	40	0	117	5	0
	Round Rock	2	0	1.56	3	3	0	0	0	17.1	12	4	3	0	1	8	0	17	0	0
2005	Corpus Christi	4	3	2.65	14	14	0	0	0	85.0	62	27	25	7	3	29	0	96	4	0
	Round Rock	4	4	4.83	13	13	2	2	0	82.0	92	45	44	10	5	33	2	75	3	0
2006	Round Rock	0	0	0.00	4	0	0	0	2	5.1	2	0	0	0	0	0	0	7	0	0
	HOUSTON	3	3	4.20	40	11	0	0	0	96.1	87	46	45	18	2	41	5	70	1	0
2007	Round Rock	1	3	6.23	5	5	0	0	0	21.2	30	19	15	1	1	15	1	13	2	0
2008	Round Rock	2	5	5.72	36	7	0	0	6	72.1	87	50	46	13	3	27	0	63	4	0
	HOUSTON	0	1	8.44	11	0	0	0	0	10.2	17	10	10	2	0	2	0	12	0	0
2009	Binghamton	0	1	4.91	5	4	0	0	0	18.1	16	10	10	1	1	6	0	19	2	0
	Buffalo	3	0	3.70	4	4	0	0	0	24.1	18	10	10	2	0	10	0	23	2	0
	NEW YORK (NL)	3	3	2.95	8	7	0	0	0	36.2	36	13	12	4	1	19	1	23	2	0
2010	NEW YORK (NL)	2	4	6.00	40	1	0	0	0	42.0	37	28	28	10	2	22	2	38	2	0
	Buffalo	2	1	5.63	8	8	0	0	0	40.0	49	25	25	3	1	13	0	31	1	0
2011	Oklahoma	1	2	7.63	3	3	0	0	0	15.1	27	15	13	0	0	5	0	17	1	0
	Doosan (Korea)	3	6	6.09	25	0	0	0	6	78.1	96	54	53	5	5	44	0	66	6	0
2012	Albuquerque	7	9	5.96	25	24	0	0	0	119.1	162	91	79	19	7	38	0	107	11	0
2013	Columbus	5	3	1.81	22	2	0	0	0	44.2	34	12	9	5	0	12	0	55	4	0
	Sacramento	1	0	2.19	7	1	0	0	0	12.1	9	9	3	0	1	2	0	9	1	0
<b>ML Totals</b>		<b>8</b>	<b>11</b>	<b>4.61</b>	<b>99</b>	<b>19</b>	<b>0</b>	<b>0</b>	<b>0</b>	<b>185.2</b>	<b>177</b>	<b>97</b>	<b>95</b>	<b>34</b>	<b>5</b>	<b>84</b>	<b>8</b>	<b>143</b>	<b>5</b>	<b>0</b>

## CAREER TRANSACTIONS

**1999** — Signed by the Houston Astros organization as a non-drafted free agent, May 11. **2006** — On the disabled list, August 20 to September 5. **2009** — Claimed off waivers by the New York Mets, March 14. On the disabled list, July 20 to November 11. **2010** — Elected free agency, October 4; signed by the Pittsburgh Pirates to a minor league contract, December 1. **2011** — Released, March 22; signed by the Houston Astros to a minor league contract, March 24. Released, April 27; signed by the Los Angeles Dodgers to a minor league contract, December 13. **2012** — Elected free agency, November 2; signed by the Cleveland Indians to a minor league contract, November 30. **2013** — Traded to the Oakland Athletics organization for cash considerations, August 3; Elected free agency, October 1; re-signed by Oakland to a minor league contract, November 18.

## MILESTONES WITHIN REACH

### Daric Barton

Needs 78 hits for 500  
Needs 7 doubles for 100

### Jesse Chavez

Needs 9 games for 200

### Ryan Cook

Needs 46 games for 200

### Coco Crisp

Needs 105 at bats for 5000  
Needs 22 stolen bases for 300

### Luke Gregerson

Needs 37 games for 400

### John Jaso

Needs 119 games for 500

### Jim Johnson

Needs 40 games for 400

### Jed Lowrie

Needs 38 hits for 500

### Tommy Milone

Needs 36 games for 100  
Needs 127.2 innings for 500

### Brandon Moss

Needs 22 games for 500  
Needs 149 hits for 500  
Needs 21 doubles for 100  
Needs 34 home runs for 100

### Eric O'Flaherty

Needs 27 games for 400

### Dan Otero

Needs 54 games for 100

### Jarrod Parker

Needs 38 games for 100  
Needs 116 innings for 500

### Josh Reddick

Needs 87 games for 500  
Needs 172 hits for 500  
Needs 27 doubles for 100

### Evan Scribner

Needs 42 games for 100

## VS. THE AMERICAN LEAGUE

2013						CAREER								
ERA	W	L	S	G	IP	ER	vs. TEAM	ERA	W	L	S	G	IP	ER
—	0	0	0	0	0.0	0	Chicago	0.00	1	0	0	1	1.1	0
—	0	0	0	0	0.0	0	Detroit	2.45	1	0	0	3	3.2	1
—	0	0	0	0	0.0	0	Minnesota	6.00	0	0	0	2	3.0	2
—	0	0	0	0	0.0	0	New York	2.25	1	0	0	4	8.0	2
—	0	0	0	0	0.0	0	Tampa Bay	1.50	1	0	0	1	6.0	1
—	0	0	0	0	0.0	0	Texas	0.00	0	0	0	1	1.2	0

## VS. THE NATIONAL LEAGUE

2013						CAREER								
ERA	W	L	S	G	IP	ER	vs. TEAM	ERA	W	L	S	G	IP	ER
—	0	0	0	0	0.0	0	Arizona	9.00	0	1	0	4	8.0	8
—	0	0	0	0	0.0	0	Atlanta	2.92	1	0	0	7	12.1	4
—	0	0	0	0	0.0	0	Chicago	1.65	1	0	0	10	16.1	3
—	0	0	0	0	0.0	0	Cincinnati	5.50	0	1	0	9	18.0	11
—	0	0	0	0	0.0	0	Colorado	6.08	0	1	0	5	13.1	9
—	0	0	0	0	0.0	0	Los Angeles	2.25	0	0	0	3	8.0	2
—	0	0	0	0	0.0	0	Miami	6.75	0	1	0	10	12.0	9
—	0	0	0	0	0.0	0	Milwaukee	7.53	1	2	0	5	14.1	12
—	0	0	0	0	0.0	0	New York	0.00	0	0	0	1	2.0	0
—	0	0	0	0	0.0	0	Philadelphia	8.00	0	2	0	8	9.0	8
—	0	0	0	0	0.0	0	Pittsburgh	4.22	0	0	0	4	10.2	5
—	0	0	0	0	0.0	0	San Diego	1.80	0	0	0	3	5.0	1
—	0	0	0	0	0.0	0	San Francisco	7.71	0	1	0	6	7.0	6
—	0	0	0	0	0.0	0	St. Louis	3.46	1	1	0	6	13.0	5
—	0	0	0	0	0.0	0	Washington	4.15	0	1	0	6	13.0	6

## MONTHLY BREAKDOWN

2013						CAREER								
ERA	W	L	S	G	IP	ER	by MONTH	ERA	W	L	S	G	IP	ER
—	0	0	0	0	0.0	0	April	3.96	1	1	0	19	25.0	11
—	0	0	0	0	0.0	0	May	7.38	1	6	0	24	50.0	41
—	0	0	0	0	0.0	0	June	2.78	6	1	0	18	55.0	17
—	0	0	0	0	0.0	0	July	4.40	0	3	0	13	28.2	14
—	0	0	0	0	0.0	0	August	1.00	0	0	0	6	9.0	1
—	0	0	0	0	0.0	0	September	5.60	0	0	0	18	17.2	11
—	0	0	0	0	0.0	0	October	0.00	0	0	0	1	0.1	0

## PITCHING BREAKDOWN

2013						CAREER								
ERA	W	L	S	G	IP	ER	by CATEGORY	ERA	W	L	S	G	IP	ER
—	0	0	0	0	0.0	0	Home	3.30	5	3	0	53	90.0	33
—	0	0	0	0	0.0	0	Road	5.83	3	8	0	46	95.2	62
—	0	0	0	0	0.0	0	Day	4.79	1	3	0	26	56.1	30
—	0	0	0	0	0.0	0	Night	4.52	7	8	0	73	129.1	65
—	0	0	0	0	0.0	0	Pre-ASG	4.63	8	10	0	67	149.2	77
—	0	0	0	0	0.0	0	Post-ASG	4.50	0	1	0	32	36.0	18
—	0	0	0	0	0.0	0	Starter	4.48	5	7	0	19	98.1	49
—	0	0	0	0	0.0	0	Reliever	4.74	3	4	0	80	87.1	46

## BALLPARK BREAKDOWN

	ERA	W	L	S	G	IP	ER
AT&T Park	0.00	0	0	0	2	2.0	0
Bithorn Stadium	9.00	0	0	0	1	2.0	2
Busch Stadium	9.00	0	1	0	3	4.0	4
Chase Field	9.00	0	1	0	4	8.0	8
Citi Field	1.33	4	1	0	27	40.2	6
Citizens Bank Park	3.86	0	1	0	3	7.0	3
Comerica Park	9.00	0	0	0	1	1.0	1
Coors Field	9.00	0	1	0	4	8.0	8
Great American	6.75	0	0	0	2	2.2	2
Miller Park	6.48	1	2	0	6	16.2	12
Minute Maid Park	5.17	1	2	0	25	47.0	27
Nationals Park	7.71	0	0	0	2	2.1	2
PNC Park	4.66	0	0	0	3	9.2	5
Rangers Ballpark	0.00	0	0	0	1	1.2	0
RFK Stadium	2.57	0	1	0	1	7.0	2
Shea Stadium	0.00	0	0	0	1	2.0	0
Sun Life Stadium	12.60	0	1	0	4	5.0	7
Turner Field	6.75	0	0	0	3	2.2	2
U.S. Cellular Field	0.00	1	0	0	1	1.1	0
Wrigley Field	2.45	0	0	0	3	7.1	2
Yankee Stadium	2.35	1	0	0	2	7.2	2

## FIELDING STATISTICS

Pitcher	Year	Pct.	G	PO	A	E	TC	DP
	2006	1.000	40	10	7	0	17	2
	2008	1.000	11	1	1	0	2	1
	2009	1.000	8	2	6	0	8	1
	2010	1.000	40	3	3	0	6	0
<b>Totals</b>		<b>1.000</b>	<b>99</b>	<b>16</b>	<b>17</b>	<b>0</b>	<b>33</b>	<b>4</b>

## NIEVE'S CAREER BESTS

**Low Hit Complete Game:** None  
**Innings Pitched:** 7.1, June 9, 2006 vs. Atlanta. As reliever: 3.0, July 5, 2010 vs. Cincinnati  
**Strikeouts:** 9, June 9, 2006 vs. Atlanta. As reliever: 4, June 22, 2010 vs. Detroit  
**Pitches:** 108 (twice), last: June 24, 2009 vs. St. Louis  
**Longest Winning Streak:** 3, June 13 to 24, 2009  
**Longest Losing Streak:** 4, June 29, 2009 to April 16, 2010  
**Longest Scoreless Streak:** 10.2, April 17 to May 3, 2010



**CATCHER****Height/Weight:** 6-0 / 210**Bats/Throws:** Right / Right**Birthdate:** February 14, 1989**Opening Day Age:** 25**Birthplace/Resides:** Goddard, Kansas / Goddard, Kansas**Major League Service:** 1 year, 102 days**Obtained:** Acquired from the Washington Nationals with pitchers Tommy Milone and Brad Peacock and minor league pitcher A.J. Cole for pitcher Gio Gonzalez and minor league pitcher Rob Gilliam, December 23, 2011**Contract Status:** First year of a one-year contract through 2014.**CAREER HIGHLIGHTS**

Made his Major League debut with Oakland in 2012 after he was acquired by the A's from Washington in the Gio Gonzalez trade following the 2011 season...batted .246 in 98 games last year after hitting .201 in 60 games as a rookie in 2012...was rated as the Nationals' ninth best prospect by *Baseball America* following the 2011 season after back-to-back seasons as the club's number two prospect...was listed as the A's seventh best prospect following the trade...is a .253 (418-for-1651) career hitter with 80 home runs and 274 RBI in 492 minor league games...also has 365 walks for a .394 on-base percentage...has tossed out 169 of 434 (38.9%) attempted base stealers...was named the Nationals' Minor League Player of the Year in 2009 and was named the South Atlantic League's Most Outstanding Major League Prospect...named to the Topps Short-Season/Rookie All-Star Team and the *Baseball America* Short-Season All-Star Team with Vermont in 2008.

**2013 HIGHLIGHTS**

Hit .246 in 98 games with the A's, which was a 45-point improvement over his rookie season average of .201 in 2012...added nine home runs and 30 RBI...walked 37 times for a .345 on-base percentage...batted .320 (48-for-150) with all nine of his home runs and 25 of his 30 RBI against left-handed pitching compared to .149 (17-for-114) against right-handers...slugged .580 against lefties, .184 against righties...in 2012, he hit five of his seven home runs against right-handers...his career splits are .280 (66-for-236) with 11 of his 16 home runs against left-handed pitchers, .173 (41-for-237) against right-handers...was hitting .188 with three home runs and 15 RBI in 56 games through June 28...then batted .343 with six home runs and 15 RBI in 42 games from June 29 through the end of the season...four of his nine home runs and nine of his 30 RBI gave the A's the lead...seven of his 16 career home runs have put the A's ahead...eight of his home runs came at night, six came with two outs and six were hit at home...10 of his 16 career home runs have come with two outs...was successful in all five of his stolen base attempts and is now 10-for-11 (91.0%) in his career...hit .333 with three home runs and seven RBI in 13 interleague games and now has a .308 (12-for-39) career average with four home runs and 11 RBI in 16 games against the National League...went 0-for-7 with a walk with the bases loaded and is 1-for-16 in his career...made a team-leading 71 starts at catcher...since 1981, the only A's team-leader to make fewer than 72 starts behind the plate is A.J. Hinch (67 in 1999)...tossed out 7-of-42 (16.7%) attempted base stealers and has thrown out 13-of-82 in his career (15.9%)...also appeared in one game at first base and went 3-for-7 (.429) in two starts at designated hitter...was 3-for-15 (.200) with three walks, three home runs and five RBI as a pinch hitter...tied for second in the American League in pinch homers and tied for fifth in RBI...is the fifth player in Oakland history with three or more pinch homers in a season, the first since Jeff Burroughs set the record with four in 1982...made his most starts in the order batting eighth (27) and started in every spot except first, third and fourth...hit .290 with six of his nine home runs in 34 games overall hitting eighth.

**OAKLAND:** Pinch hit in each of the first two games before making his first start of the season April 3...went 1-for-3 that day against Seattle and hit safely in four straight games from April 3-11 (6-for-13, .462)...that was his longest hitting streak of the season...reached base safely via hit, walk or hit by pitch in a career-high 11 consecutive games from April 13-30...went 7-for-30 (.233) with 10 runs, 10 walks and a hit by pitch during the streak (.429 on-base percentage)...doubled in three straight games April 13-15...went 1-for-3 with three runs scored and two walks April 15 against Houston...the runs and walks were career highs...walked two more times in his next game on the 17th, also against the Astros...went 10-for-74 (.135) with 14 walks over a 24-game stretch from April 17 to May 20...struck out three

times in a game for the first time in his career April 22 at Boston (also May 9 at Cleveland and Sept. 7 vs. Houston)...grounded out as a pinch hitter in the seventh inning April 29 against Los Angeles (AL) and ended up going 0 for 5 with a walk in the 19-inning game...he and Rosales had six plate appearances, which match the most in Oakland history by a player not in the starting lineup (nine times, last: Jerry Browne on June 12, 1992 vs. Texas)...batted .283 with a .443 on-base percentage in 18 games in April...then hit .164 in May and .160 in June and combined for a .163 batting average and .241 on-base percentage in 40 games in those two months...hit his first home run of the season May 10 at Seattle, snapping a season-opening 24-game homerless streak...that was the second longest homerless streak of his career (25, Aug. 15-Sept. 26, 2012)...had his first career two-double game May 22 at Texas...went 3-for-33 (.091) with five RBI over an 11-game stretch from June 6-21...two of the hits and four of the RBI came on June 11 against New York (AL)...the RBI were a career high...caught all 18 innings June 13 against New York (AL) and went 0-for-7...is the second A's catcher since 1973 to catch 18 innings in a game (Damian Miller, Aug. 8, 2004 against Minnesota)...went 11-for-30 (.367) with four home runs, nine RBI and seven walks (.486 on-base percentage) in 16 games in July...the batting average, on-base percentage and home runs were his most in a month in his career...homered in back-to-back games for the first time in his career July 25 and 27 against Los Angeles (AL)...the home run on the 27th was a pinch hit two-run shot off Scott Downs in the bottom of the seventh inning with the A's trailing 1-0...it was his first career pinch hit home run and it snapped a career-opening 0-for-12 streak in the pinch...then homered in his next pinch hitting appearance Aug. 6 at Cincinnati off Aroldis Chapman...had his first career three-hit game Aug. 10 at Toronto...was batting .232 with eight home runs, 26 RBI and 34 walks (.338 on-base percentage) in 84 games when he was placed on the 15-day disabled list Aug. 23 retroactive to Aug. 21 with a fractured left big toe...it was his first career stint on the DL...went 6-for-14 (.429) with three runs, two home runs and four RBI on a three-game rehab assignment with Triple-A Sacramento from August 31 to Sept. 2...started two games at catcher and one at designated hitter...was reinstated from the DL Sept. 5 and hit .325 in 14 games in September...started at designated hitter Sept. 7 and 13, his only starts at a position other than catcher...had his second career three-hit game Sept. 13 at Texas...matched his career high with three runs scored Sept. 20 against Minnesota...connected for his third pinch homer of the season Sept. 27 at Seattle...made his Major League debut at first base Sept. 29 at Seattle in the final game of the season...handled four chances without an error...made one appearance at first base as a minor leaguer and it came on July 6, 2007 for the Nationals Gulf Coast Rookie League team in his sixth professional game...made one appearance in the ALDS against Detroit, striking out as a pinch hitter in Game 3.

## CAREER

**2012**—Split his season between Triple-A Sacramento and Oakland...batted .271 with nine home runs and 38 RBI in 58 games with the River Cats and .201 with seven home runs and 34 RBI in 60 games in his Major League debut with the A's...added 21 walks with Oakland for a .276 on-base percentage...stole five bases, which was an Oakland record for a rookie catcher...A's pitchers had a 3.08 ERA with him behind the plate compared to 3.69 with all other catchers...the ERA was the lowest among American League catchers with 50 or more games played...it was the lowest by an A's catcher with 50 or more games since Ron Hassey had a 2.89 ERA in 1990...hit .339 with runners in scoring position, including .440 with RISP and two outs...had a .152 average with the bases empty...four of his seven home runs came with runners on base...three gave the A's the lead...was 1-for-9 (.111) with the bases loaded...hit .291 with four of his seven home runs with two outs...had a .146 average with zero or one outs...batted .316 with two home runs in the ninth inning...hit .195 against right-handed pitching, .209 against left-handers...connected for five of his seven home runs against righties...had a .231 average at night compared to .147 during the day...started 53 games at catcher and two at designated hitter...tossed out just 6-of-40 (15.0%) attempted base stealers...committed five errors for a .989 fielding percentage...started games in each of the bottom five spots in the order, including 26 hitting seventh and 23 in the eighth spot...was recalled from Sacramento June 21, making his ML debut with a start at catcher that day against Los Angeles (NL)...went 0-for-3 in the A's 4-1 win...then hit safely in each of his next seven games from June 23 to July 2...was 10-for-27 (.370) with two home runs and six RBI over that stretch...singled off Madison Bumgarner in the fifth inning June 23 against San Francisco for his first ML hit...added a RBI single in the ninth inning for his first RBI and first multiple hit game...hit his first ML home run June 24 against San Francisco, a three-run "walk-off" shot in the bottom of the ninth inning off Santiago Casilla for a 4-2 win...according to the Elias Sports Bureau, he is the third player in Athletics history to hit a game-ending home run for his first ML home run...the other two are Dee Miles (Sept. 14, 1939) and George Hendrick (May 28, 1972)...Brandon Hicks would become the fourth July 18...

singled in the sixth inning July 2 against Boston and then stole second base, the first steal of his career... would not get another hit until July 22 against New York, a career-high 0-for-30 streak...was batting .195 with three home runs and 11 RBI in 21 games when he was optioned to Sacramento July 30 after George Kottaras reported to Oakland...returned Aug. 3 when Kurt Suzuki was traded to Washington and hit safely in each of his first eight games during his second stint...was 8-for-32 (.250) with four doubles, two home runs and eight RBI during the hitting streak, which was the longest of his career...then went 19-for-100 (.190) over his final 31 games...however, drove in 15 runs over that span and was 12-for-31 (.387) with runners in scoring position...reached base safely in all four plate appearances Sept. 5 against Los Angeles (AL) with a single and a career-high three walks...appeared in all five ALDS games against the Tigers and went 1-for-12 (.083)...started four of the five games at catcher...his start in Game 1 at Detroit came at the age of 23 years, 235 days, which made him the youngest catcher to start a postseason game in Athletics history...the previous youngest was Wally Schang, who was 24 years, 46 days, when he started Game 1 of the 1913 World Series against the Giants...with Sacramento, he hit .271 against left-handed pitching compared to .270 against right-handers...batted .325 with seven of his nine home runs on the road compared to .204 at home...six of his home runs came with runners on base...posted his best batting average in April when he hit .329 in 21 games...then batted .244 in 23 games in May and .214 in 11 games in June before his promotion to Oakland...hit .341 when leading off an inning...all 58 of his games played came at catcher...tossed out 18 of 57 (31.6%) attempted base stealers...batted sixth in 49 of his 58 games...hit safely in each of his first seven games from April 5-12 (12-for-32, .375), which was his longest hitting streak of the season...hit .480 (12-for-25) during a six-game hitting streak from April 20-26 to lift his batting average to .365...then went 14-for-71 (.197) over his final 19 games before his first promotion to Oakland June 21...returned to Sacramento July 31 and went 2-for-9 (.222) in three games before rejoining the A's for good Aug. 3.

**2011**—Made his Double-A debut with Harrisburg of the Eastern League and batted .210 with 20 home runs and 46 RBI in 104 games...ranked third in the league in walks (77)...his average of 16.70 at bats per home run was the best mark in the EL...ranked third in the Nationals farm system in home runs...led Harrisburg in runs scored (75) and walks...clubbed 13 of his 20 home runs and had 33 of his 46 RBI on the road...had a .274 batting average when leading off an inning...batted .250 with the bases empty, .155 with runners on...hit under .200 in three months (.125 in April, .179 in June, .183 in August)...tossed out 39 of 97 (40.2%) attempted base stealers, which was the best mark in the league...appeared in 95 games at catcher...also went 8 for 15 (.533) in six games at designated hitter and was 1 for 3 with a home run and two RBI as a pinch hitter...batted fifth 37 times and second 36 times...was on the disabled list from April 12-18 with a sprained right ankle...compiled a season-best nine-game hitting streak from May 10-25...went 12 for 34 (.353) with 11 runs scored, four home runs, nine RBI and six walks during the streak...homed in three consecutive games at Akron, May 23-25...hit .277 with six home runs and 12 RBI in 20 games in May...had two-homer game June 3 at Erie and July 4 against Erie...homed in three consecutive games for the second time, Aug. 16-18 at Akron...went 2 for 12 (.167) with a home run and a RBI in three postseason games...played for Scottsdale in the Arizona Fall League following the season and was named to the AFL All-Prospect Team after batting .276 with two home runs and 11 RBI in 21 games...also played in the AFL Rising Stars Game...was rated as the Nationals ninth-best prospect by *Baseball America* following the season...moved up to number seven in the A's organization following the trade.

**2010**—Batted .235 in 94 games with Potomac but walked 89 times for a .419 on-base percentage...ranked 10th in the minors in walks...led the Carolina League in walks and ranked second in on-base percentage...hit 12 home runs and his average of 24.83 at bats per home run was third best in the league...was rated as the Nationals second-best prospect by *Baseball America* following the season, his second consecutive year in the number two spot...was also listed as having the Best Strike-Zone Discipline in the magazine's Best Tools survey...batted .300 with runners in scoring position...seven of his 12 home runs came with runners on base...tossed out 29 of 57 (50.9%) attempted base stealers...appeared in just one game in April and 13 in May due to two stints on the disabled list...was out from April 19 to May 9 with a sprained left wrist and May 22 to 30 with a concussion...was hitting .317 in 13 games before the concussion...then batted .222 over his final 81 contests...had his lone two-steal game of the season Aug. 16 at Kinston...hit safely in a season-best six consecutive games from Aug. 23-31 (8 for 23, .348)...that included four straight games with a double from Aug. 24-31...hit .269 with eight runs scored, a home run and four RBI in eight postseason games...also walked 10 times for a .486 on-base percentage to help the Nationals to the Carolina League Championship...played for Scottsdale in the Arizona Fall League

following the season and hit .278 with four home runs and 19 RBI in 16 games...added 11 walks for a .403 on-base percentage...tied for second in the AFL in slugging (.667).

**2009**—Hit .286 with 23 home runs and 84 RBI in 126 games with Single-A Hagerstown...added 90 walks, which tied for seventh in all of the minor leagues...was named the Nationals Minor League Player of the Year after pacing full-season Washington farmhands in home runs, walks, on-base percentage (.413) and slugging percentage (.513)...led the South Atlantic League in walks (90), intentional walks (9) and on-base percentage (.413), ranked second in home runs, tied for second in extra base hits (53), fourth in RBI and runs scored (78) and fifth in slugging (.513)...was named to the SAL Midseason and Postseason All-Star Teams and was also named the Most Outstanding Major League Prospect...was also honored as a Topps Class A All-Star and the Top Hitter in Single-A by MiLB.com...was ranked as the Nationals number two prospect by *Baseball America*...hit 18 of his 23 home runs on the road...led SAL catchers in games (100), errors (18) and passed balls (28) and tied for the lead in double plays (9)...tossed out 55 of 151 (36.4%) attempted base stealers, which was third best...hit a grand slam May 10 against West Virginia...was named SAL Batter of the Week for the week of May 11-17 after going 13 for 23 (.565) with nine runs scored in six games...batted .370 with eight home runs and 29 RBI in 28 games in May...homed in all four games of a four-game series at Hickory July 4-7...that included a pair of two-homer games July 5 and 7...had surgery to remove his left hamate performed by Dr. Thomas Graham in Baltimore, Oct. 8.

**2008**—Batted .278 with 10 home runs and 38 RBI in 70 games with Vermont of the Short-Season Single-A New York-Penn League...set club records and led the league with 63 walks and a .444 on-base percentage...was named to the Topps Short-Season/Rookie All-Star Team and the *Baseball America* Short-Season All-Star Team...was rated as the fourth-best prospect in the NYP League by *Baseball America* and the Nationals number six prospect...batted .328 with a .518 on-base percentage against left-handed pitching...hit .318 with a .520 on-base percentage at home...had a .349 batting average when leading off an inning...appeared in 47 games at catcher and tossed out 23 of 49 (46.9%) attempted base stealers, which was the best percentage in the NYP League...also led league catchers with 10 errors...was named to the NYP League Midseason All-Star Team...went 3 for 4 with five walks in an 18-inning, 5-4 win over Lowell July 28...his best month of the season was July when he batted .349 with five home runs, 17 RBI and a .491 on-base percentage in 25 games...was named NYP League Batter of the Week for the week of July 28 to August 3 after batting .476 with three home runs, seven RBI, 13 walks and two hit by pitches (.694 on-base percentage).

**2007**—Began his professional career with the Nationals affiliate in the Gulf Coast League (Rookie) and hit .203 with four home runs and 15 RBI in 37 games...12 of his 25 hits were for extra bases as he also collected six doubles and two triples...appeared in 22 games at designated hitter, 14 at catcher and one at first base...tossed out 5 of 21 (23.8%) attempted base stealers...went 2 for 4 with two doubles and a RBI in his professional debut June 29 against the Dodgers...hit his first home run July 24 at the Dodgers.

**PERSONAL/MISCELLANEOUS**

Derek R. Norris was originally signed by Washington scout Ryan Fox...is a 2007 graduate of Goddard (KS) High...in 2007, was Kansas Gatorade Baseball Player of the Year...also earned spot on Louisville Slugger All-American team as a senior...began catching as a senior in high school...had played third base prior...signed a Letter of Intent to play baseball at Wichita (KS) State before being drafted.

**LIFETIME PLAYING RECORD**

Year	Club	AVG.	G	AB	R	H	2B	3B	HR	RBI	SH	SF	HP	BB	SO	SB	CS	SLG	OBP	E
2007	GCL Nationals	.203	37	123	16	25	6	2	4	15	0	1	2	25	38	2	1	.382	.344	6
2008	Vermont	.278	70	227	42	63	12	0	10	38	0	4	8	63	56	11	9	.463	.444	10
2009	Hagerstown	.286	126	437	78	125	30	0	23	84	0	5	8	90	116	6	3	.513	.413	18
2010	Potomac	.235	94	298	67	70	19	0	12	49	0	4	8	89	94	6	3	.419	.419	7
2011	Harrisburg	.210	104	334	75	70	17	1	20	46	3	2	7	77	117	13	4	.446	.367	8
2012	Sacramento	.271	58	218	39	59	14	2	9	38	0	6	1	21	41	5	1	.477	.329	2
	OAKLAND	.201	60	209	19	42	8	1	7	34	0	1	1	21	66	5	1	.349	.276	5
2013	OAKLAND	.246	98	264	41	65	16	0	9	30	1	2	4	37	71	5	0	.409	.345	3
	Sacramento	.429	3	14	3	6	0	0	2	4	0	0	0	0	3	0	0	.857	.429	1
<b>ML Totals</b>		<b>.226</b>	<b>158</b>	<b>473</b>	<b>60</b>	<b>107</b>	<b>24</b>	<b>1</b>	<b>16</b>	<b>64</b>	<b>1</b>	<b>3</b>	<b>5</b>	<b>58</b>	<b>137</b>	<b>10</b>	<b>1</b>	<b>.383</b>	<b>.315</b>	<b>8</b>

## CAREER TRANSACTIONS

**2007** — Selected by the Washington Nationals organization in the 4th round of the First-Year Player Draft. **2011** — Traded to the Oakland Athletics with pitchers A.J. Cole, Tommy Milone and Brad Peacock for pitchers Gio Gonzalez and Rob Gilliam, December 23. **2013** — On the disabled list, August 21 to September 4; included rehabilitation assignment to Sacramento, August 31 to September 4.

## DIVISION SERIES RECORD

Year	Club/Opp	AVG.	G	AB	R	H	2B	3B	HR	RBI	SH	SF	HP	BB	SO	SB	CS	SLG	OBP	E
2012	OAK vs. DET	.083	5	12	0	1	0	0	0	0	0	0	0	0	6	0	1	.083	.083	0
2013	OAK vs. DET	.000	1	1	0	0	0	0	0	0	0	0	0	0	1	0	0	.000	.000	0
Totals		.077	6	13	0	1	0	0	0	0	0	0	0	0	7	0	1	.077	.077	0

## VS. THE AMERICAN LEAGUE

2013		CAREER								
AVG.	AB	H	HR	RBI	vs. TEAM	AVG.	AB	H	HR	RBI
.250	4	1	0	0	Baltimore	.150	20	3	0	1
.125	8	1	1	1	Boston	.182	22	4	1	3
.100	20	2	0	0	Chicago	.161	31	5	1	3
.235	17	4	0	0	Cleveland	.171	35	6	0	2
.500	6	3	0	2	Detroit	.333	9	3	0	2
.207	29	6	0	1	Houston	.207	29	6	0	1
.200	10	2	0	0	Kansas City	.125	16	2	0	0
.278	36	10	2	6	Los Angeles	.264	53	14	3	10
.400	10	4	0	0	Minnesota	.280	25	7	0	2
.176	17	3	1	6	New York	.129	31	4	1	6
—	0	0	0	0	Oakland	—	0	0	0	0
.229	35	8	2	5	Seattle	.164	55	9	2	5
.000	2	0	0	0	Tampa Bay	.111	9	1	0	1
.194	36	7	0	2	Texas	.282	71	20	3	12
.714	7	5	0	0	Toronto	.393	28	11	1	5

## VS. THE NATIONAL LEAGUE

2013		CAREER								
AVG.	AB	H	HR	RBI	vs. TEAM	AVG.	AB	H	HR	RBI
.600	5	3	1	3	Chicago	.600	5	3	1	3
.667	3	2	1	1	Cincinnati	.667	3	2	1	1
—	0	0	0	0	Los Angeles	.000	3	0	0	0
.000	5	0	0	0	Pittsburgh	.000	5	0	0	0
.500	4	2	0	1	St. Louis	.500	4	2	0	1
.200	10	2	1	2	San Francisco	.263	19	5	2	6

## MONTHLY BREAKDOWN

2013		CAREER								
AVG.	AB	H	HR	RBI	by MONTH	AVG.	AB	H	HR	RBI
.283	46	13	0	4	April	.283	46	13	0	4
.164	73	12	2	6	May	.164	73	12	2	6
.160	50	8	1	5	June	.219	73	16	3	10
.367	30	11	4	9	July	.214	84	18	5	15
.320	25	8	1	2	August	.232	95	22	3	14
.325	40	13	1	4	September	.237	93	22	2	12
—	0	0	0	0	October	.444	9	4	1	3

## BATTING BREAKDOWN

2013		CAREER								
AVG.	AB	H	HR	RBI	by CATEGORY	AVG.	AB	H	HR	RBI
.269	130	35	6	21	Home	.243	235	57	9	37
.224	134	30	3	9	Road	.210	238	50	7	27
.236	110	26	1	6	Day	.200	185	37	5	18
.253	154	39	8	24	Night	.243	288	70	11	46
.208	183	38	5	20	Pre-ASG	.214	224	48	7	26
.333	81	27	4	10	Post-ASG	.237	249	59	9	38
.320	150	48	9	25	vs. LHP	.280	236	66	11	40
.149	114	17	0	5	vs. RHP	.173	237	41	5	24
.263	57	15	2	18	RISP	.301	113	34	3	42
.000	7	0	0	2	Bases Loaded	.063	16	1	0	6
.200	15	3	3	5	Pinch Hitter	.158	19	3	3	5
.429	7	3	0	0	Designated Hitter	.429	14	6	0	1

## BALLPARK BREAKDOWN

	AVG.	AB	H	HR	RBI
Angel Stadium	.313	16	5	0	2
AT&T Park	.000	3	0	0	0
Ballpark in Arlington	.349	43	15	2	7
Camden Yards	.111	9	1	0	1
Comerica Park	.000	3	0	0	0
Fenway Park	.000	6	0	0	0
Great American Ball Park	.667	3	2	1	1
Kauffman Stadium	.125	8	1	0	0
Minute Maid Park	.250	16	4	0	1
O.co Coliseum	.243	235	57	9	37
PNC Park	.000	5	0	0	1
Progressive Field	.136	22	3	0	1
Rogers Centre	.500	12	6	1	3
Safeco Field	.188	32	6	2	4
Target Field	.154	13	2	0	1
Tropicana Field	.111	9	1	0	1
U.S. Cellular Field	.125	24	3	1	3
Yankee Stadium	.071	14	1	0	1

## FIELDING STATISTICS

Catcher									
YEAR	PCT.	G	PO	A	E	TC	DP	PB	
2012	.989	58	438	19	5	462	0	4	
2013	.995	91	562	30	3	595	4	6	
<b>Totals</b>	<b>.992</b>	<b>149</b>	<b>1000</b>	<b>49</b>	<b>8</b>	<b>1057</b>	<b>4</b>	<b>10</b>	

## First Base

YEAR	PCT.	G	PO	A	E	TC	DP	PB
2013	1.000	1	4	0	0	4	0	0
<b>Totals</b>	<b>1.000</b>	<b>1</b>	<b>4</b>	<b>0</b>	<b>0</b>	<b>4</b>	<b>0</b>	<b>0</b>

## NORRIS' CAREER BESTS

**Hits:** 3 (twice), last: September 13, 2013 at Texas  
**Home Runs:** 1 (16 times), last: September 27, 2013 at Seattle  
**Runs Batted In:** 4, June 11, 2013 vs. New York (AL)  
**Stolen Bases:** 1 (10 times), last: September 20, 2013 vs. Minnesota  
**Hitting Streak:** 8, August 3 to 12, 2012  
**Hitless Streak (At Bats):** 30, July 2 to 21, 2012  
**Game Ending RBI:** 1, June 24, 2012 vs. San Francisco (home run)  
**Grand Slams:** None.  
**Pinch-Hit Home Runs:** 3, September 27, 2013 at Seattle (Oliver Perez); August 6, 2013 at Cincinnati (Aroldis Chapman); July 27, 2013 at Los Angeles-AL (Scott Downs).  
**Inside-The-Park Home Runs:** None.  
**Lead Off Home Runs:** None.

**LEFT-HANDED PITCHER****Height/Weight:** 6-2 / 220**Bats/Throws:** Left / Left**Birthdate:** February 5, 1985**Opening Day Age:** 29**Birthplace/Resides:** Walla Walla, Washington / Walla Walla, Washington**Major League Service:** 6 years, 62 days**Obtained:** Signed as a free agent, January 22, 2014**Contract Status:** First year of a two-year contract through 2015.**CAREER HIGHLIGHTS**

Is 20-9 with a 2.85 ERA in 373 appearances in eight seasons with Seattle (2006-08) and Atlanta (2009-13)...has posted a 1.45 ERA in 161 appearances over the last three seasons, which is the lowest mark among Major League relievers with 125 or more innings pitched...has not committed an error in 373 career games (55 total chances)...missed the final four-and-a-half months of the 2013 season after undergoing "Tommy John" surgery May 21...led Major League relievers with a 0.98 ERA in 2011...was claimed off waivers by Atlanta from Seattle following the 2008 season and his first full season in the majors was with the Braves in 2009...made his ML debut with Seattle in 2006, pitching in 78 games for the Mariners over three seasons.

**2013 HIGHLIGHTS**

Went 3-0 with a 2.50 ERA in 19 games in his final season with Atlanta in a season that ended in mid-May with an elbow injury...underwent "Tommy John" surgery on his left elbow May 21...allowed a .188 opponents batting average, including .143 (3-for-21) by left-handed hitters compared to .209 (9-for-43) by right-handers...yielded two home runs, both by righties...has not allowed a home run to a left-handed hitter since Aug. 14, 2011 against Chicago-NL (Carlos Pena)...issued four of his five walks to righties...now has a .200 (99-for-494) career average against lefties, .270 (187-for-692) against righties...has held lefties to a .156 (28-for-179) average over the last three years...opponents went 1-for-14 (.071) with runners in scoring position and they are now batting .169 (34-for-201) with RISP over the last four years...first batters faced were 2-for-16 (.125) with three walks (.263 on-base percentage)...allowed 2-of-6 (33.3%) inherited runners to score...did not allow a run in four day games (3.1 ip) and has not allowed a run in his last 28 contests during the day (25.0 ip) dating back to Aug. 25, 2011...had a 3.07 ERA in 15 appearances at night...compiled a 1.64 ERA in 11 games on the road compared to a 3.86 ERA in eight outings at home...has a 0.90 ERA (8 er in 79.2 ip) in 84 road games over the last three years...did not allow a run in his one interleague appearance...is now 4-1 with a 1.98 ERA (6 er in 27.1 ip) in 35 career interleague games...has not allowed a home run.

**ATLANTA:** Tossed a season-high 1.0 inning in his first outing April 1...17 of his 19 appearances were exactly 1.0 innings...collected three wins over a six-game stretch from April 6 to 16...that extended his winning streak to a career-high tying seven games dating back to Sept. 14, 2011...struck out a season-high two batters April 16 against Kansas City and April 29 against Washington...had a 1.54 ERA, .150 opponents batting average and no home runs allowed in 12 games and 11.2 innings in the month of April...then posted a 4.26 ERA, .250 opponents batting average and yielded two home runs in 6.1 innings in seven games in May...was placed on the disabled list May 18 with a strained left elbow...had "Tommy John" surgery on the elbow May 21 and missed the remainder of the season.

**CAREER**

**2012—**Went 3-0 with a 1.73 ERA in 64 games with Atlanta...ranked third among National League relievers in ERA...allowed just 1-of-22 (4.5%) inherited runners to score, which was the best mark in the majors among pitchers with 20 or more inherited runners...using the same minimum, it matched the second best mark in Braves history...had a 2.87 ERA in 35 games before the All-Star Break...allowed just two runs, one earned, in 29 games and 26.0 innings after the break for a 0.35 ERA...allowed a .229 opponents batting average, including .113 against left-handed hitters compared to .291 against right-handers...did not allow an extra base hit to a lefty (righties slugged .403)...opponents hit .284 with the bases empty, .175 with runners on...including .169 with runners in scoring position...did not allow a



run in 19 games and 17.0 innings during the day, holding the opposition to a .155 batting average...had a 2.45 ERA and .259 opponents average in 45 appearances at night...compiled a 0.83 ERA in 35 games on the road compared to a 2.92 ERA in 29 appearances at home...lowered his ERA each month, posting a 4.91 ERA in April, 3.18 in May, 1.86 in June and 0.90 in July...did not allow an earned run in August (8.1 ip), September (9.2 ip) or October (1.0 ip)...first batters faced went 15-for-61 (.246) with three walks (.281 on-base percentage)...posted a 2.37 ERA in 44 games on two days rest or fewer, a 0.47 ERA in 20 games on three days rest or more...did not allow a run in 13 games against NL West competition (10.1 ip)...did not allow a run in his first two games, extending his scoreless streak to a career-high 21.1 innings dating back to Aug. 16, 2011...allowed 1-of-2 inherited runners to score in his second appearance of the season April 10 at Houston...then stranded each of his 20 inherited runners over his final 62 games...allowed eight runs over a 10-game stretch from April 11 to May 7 (7.71 ERA)...then logged a 0.58 ERA over his final 52 contests...struck out a season-high four batters in a season-high 1.2 innings May 13 at St. Louis...allowed his final earned run of the season in his first game after the All-Star Break July 13 against New York (NL)...finished the season with a 28-game, 25.0-inning streak without an earned run...surrendered his final run of the season Aug. 22 at Washington...finished the year with a 14-game, 12.2 inning scoreless streak...made one postseason appearance in the Wild Card Game against St. Louis Oct. 5 (1.0 ip, 2 h).

**2011**—Was 2-4 with a 0.98 ERA in a career-high tying 78 relief appearances with Atlanta...led all Major League relievers in ERA...it was the lowest ERA by a National League reliever since the Braves' Chris Hammond posted a 0.95 ERA in 2002...at the time it was the lowest in ML history by a pitcher with 70 or more games pitched (Fernando Rodney had a 0.60 ERA in 76 games for Tampa Bay in 2012)...tied for fifth in the NL in games pitched...yielded just two home runs in 73.2 innings and his average of 0.24 home runs per nine innings was 10th best among NL relievers...had eight intentional walks, which tied for third most among all NL pitchers...struck out a career-high 67 batters...allowed a .221 opponents batting average, including .195 by left-handed hitters compared to .233 by right-handers...issued 19 of his 21 walks to righties...yielded a .182 average with runners in scoring position...allowed 9-of-31 (29.0%) inherited runners to score...first batters faced went 18-for-73 (.247) with three walks (.282 on-base percentage)...had a 0.47 ERA in 62 games on two days rest or fewer, a 2.81 ERA in 16 appearances on three days rest or more...did not allow a run in five interleague appearances (5.1 ip, 2 h, 2 bb, 4 so)...had season highs in innings pitched (2.0) and strikeouts (3) April 17 against New York (NL)...matched his season high with 2.0 innings pitched April 24 at San Francisco...matched his season high with three strikeouts May 6 at Philadelphia...had a 1.65 ERA over his first 29 games through June 1...then went 26 consecutive games without allowing an earned run from June 7 to Aug. 3 (23.1 ip)...that included a 17.1 inning scoreless streak from June 7 to July 18, which was a career-long at the time...did not allow an earned run in 14 appearances in July (12.0 ip) and held opponents to a .186 batting average...had a 0.89 ERA before surrendering three runs over a three-game stretch from Aug. 7 to 14 (8.10 ERA)...would not allow a run over his final 20 games, finishing the season with a 19.2 inning scoreless streak...did not allow a run in 14 games in September (14.0 ip, 11 h, 1 bb, 9 so).

**2010**—Appeared in 56 games with Atlanta and was 3-2 with a 2.45 ERA...surrendered just two home runs in 44.0 innings...allowed a .230 opponents batting average, including .229 against right-handed hitters compared to .231 against left-handers...issued 13 of his 18 walks to righties...yielded a .177 batting average with runners in scoring position...first batters faced went 12-for-51 (.235) with four walks (.291 on-base percentage)...allowed 10-of-38 (26.3%) inherited runners to score...opponents batted .343 when leading off an inning...logged a 1.93 ERA in 17 outings on no days rest, a 2.70 ERA in 39 appearances on one day of rest or more...tossed a season-high 1.2 scoreless innings in his first outing of the season April 8 against Chicago (NL)...struck out a season-high three batters and matched his high for innings pitched April 16 against Colorado...posted a 1.04 ERA and .167 opponents batting average in 10 appearances in April...had a 0.93 ERA over his first 11 appearances through May 1...then allowed six runs in 10.2 innings over his next 13 games from May 4 to 28 (4.22 ERA)...compiled a 1.64 ERA over a 17-game stretch from May 30 to July 9...that gave him a 2.30 ERA and .221 opponents batting average over his first 41 appearances...was placed on the 15-day disabled list July 10 with mononucleosis...was sent to Triple-A Gwinnett Aug. 13 on a rehab assignment and did not allow a run in three appearances (4.0 ip, 1 h, 1 bb, 5 so)...was reinstated from the DL Aug. 20 and posted a 2.84 ERA and .250 opponents batting average over his final 15 games.

**2009**—Was claimed off waivers by Atlanta following the 2008 season and spent the entire 2009 season in the majors with the Braves...it was his first full season in the majors...went 2-1 with a 3.04 ERA in a career-high 78 relief appearances...tied for seventh in the National League in games pitched...allowed 8-of-45 (17.8%) inherited runners to score, which was the eighth lowest percentage in the NL...surrendered just two home runs in 56.1 innings...yielded a .248 opponents batting average including .215 by left-handed hitters compared to .282 by right-handers...both of his home runs were hit by lefties...first batters faced hit .230...issued just two first-batter walks...had a 5.71 ERA in 27 games on no days rest, a 1.85 ERA in his other 51 appearances...compiled a 2.18 ERA in 44 games at home compared to 4.23 on the road...tossed fewer than one inning in 47 of his 78 appearances and had a 7.40 ERA in those contests...had a 0.50 ERA in 31 games with one inning pitched or more and did not allow a run in 29 of those appearances...tossed a season high 2.0 innings four times...had a 14-game, 12.0-inning scoreless streak from April 14 to May 15...opponents went 5-for-37 (.135) over that span and he did not walk a batter...went 13 games and 7.2 innings without allowing a run from June 25 to July 23...walked a career-high three batters in 0.1 innings July 25 at Milwaukee...logged a 1.93 ERA in 11 games in September.

**2008**—Made his first career Opening Day roster with Seattle...was 0-1 with a 20.25 ERA and .457 opponents batting average in seven games before he was optioned to Double-A West Tennessee April 14...surrendered at least one run in six of his seven appearances, including a career-high six on a career-high eight hits in 2.2 innings in his final outing April 13 against Los Angeles (AL)...allowed 4-of-5 (80.0%) inherited runners to score...appeared in one game with West Tenn April 16 at Mobile (2.0 ip, 1 h, 2 so)...was moved to Triple-A Tacoma April 20 and went 1-0 with two saves and a 4.96 ERA in 14 relief appearances with the Rainiers...allowed a .333 opponents batting average, including .269 against left-handed hitters...yielded a .185 average with runners in scoring position...allowed 3-of-12 (25.0%) inherited runners to score...was placed on the disabled list June 11 with a lower back strain and missed the remainder of the season.

**2007**—Started the year at Triple-A Tacoma and recorded three saves and a 1.13 ERA in six games before he was promoted to Seattle April 20...spent the remainder of the season with the Mariners, going 7-1 with a 4.47 ERA in 56 relief appearances...surrendered just one home run in 52.1 innings...limited opponents to a .232 average, including a .183 clip against lefties...allowed only one extra base hit to a left-handed batter (triple by J.D. Drew)...allowed 13-of-56 (23.2%) inherited runners to score...compiled a 2.08 ERA and .194 opponents batting average in 27 games before the All-Star Break...then logged a 7.77 ERA and .279 average in 29 games after the break...tied for the American League lead among rookie relief pitchers in wins...had a career-high seven-game winning streak from May 4 to Aug. 1, becoming the first Mariners pitcher to start off his career with a 7-0 record...broke the previous record held by Julio Mateo in 2004 when he started his career 5-0...it was the longest win streak by a Mariners pitcher in 2007...notched first career ML win May 4 at New York (NL), allowing one run on four hits in 2.1 innings...led all Major League relief pitchers with four wins in June.

**2006**—Began the season at Single-A, but finished the season in the majors...was selected by Seattle Aug. 16 and compiled a 4.09 ERA in 15 relief appearances in his Major League debut...allowed a .360 opponents batting average but held left-handed hitters to a mark of .238...made his debut Aug. 16 at Oakland (0.2 ip, 1 h, 1 bb, 1 so)...began the season at Single-A Inland Empire and was 0-1 with a save and a 3.45 ERA in 16 games before he was promoted to Double-A San Antonio May 27...was 2-2 with seven saves and a 1.14 ERA in 25 games with the Missions before joining Triple-A Tacoma Aug. 8...pitched in just two games for the Tigers and did not allow a run in 3.2 innings before the Mariners called Aug. 16...combined to go 3-3 with eight saves and a 2.01 ERA in 43 relief appearances in the minors...was on the disabled list from April 8 to 14 with a swollen left bicep.

**2005**—Spent his second consecutive season with Single-A Wisconsin, appearing in 45 games in relief...went 4-4 with 13 saves and a 3.75 ERA...picked up first career save April 7...did not allow an earned run in 17 of his last 19 games, going 3-2 with seven saves and a 0.96 ERA from July 11 to Sept. 4...named Wisconsin's Most Valuable Pitcher by the Seattle Mariners.

**2004**—Spent season at Single-A Wisconsin, going 3-3 with a 6.12 ERA in 12 game, 10 starts...was placed on the disabled list June 11 with a muscle strain in his lower back and missed the remainder of the season.

**2003**—Began professional career with the Mariners affiliate in the Arizona Rookie League, appearing in 13 games, including one start...went 3-0 with a 1.19 ERA and 18 strikeouts in 12 relief appearances...recorded first career win July 9, throwing 1.1 scoreless innings of relief...promoted to Everett Aug. 26, appearing in three games, including one start...named the AZL Mariners Most Valuable Pitcher by Seattle.

## PERSONAL/MISCELLANEOUS

Eric George O'Flaherty was originally signed by Mariners scout Phil Geisler...graduated from Walla Walla (WA) High School...named 2003 Pitcher of the Year in the Big Nine Conference his senior season after going 5-2 with a 1.99 ERA and 83 strikeouts...named Walla Walla High School's 2003 Pitcher and Player of the Year.

### LIFETIME PITCHING RECORD

Year	Club	W	L	ERA	G	GS	CG	SHO	SV	IP	H	R	ER	HR	HB	BB	IBB	SO	WP	BK
2003	AZL Mariners	3	0	1.95	13	1	0	0	0	27.2	17	10	6	1	2	7	1	20	0	0
	Everett	1	0	3.38	3	1	0	0	0	10.2	8	5	4	1	2	3	0	7	1	0
2004	Wisconsin	3	3	6.12	12	10	0	0	0	57.1	83	43	39	3	3	23	1	38	12	0
2005	Wisconsin	4	4	3.75	45	0	0	0	13	69.2	73	35	29	2	3	30	1	51	7	1
2006	Inland Empire	0	1	3.45	16	0	0	0	1	28.2	31	11	11	1	3	6	0	33	0	0
	San Antonio	2	2	1.14	25	0	0	0	7	39.1	45	10	5	0	4	15	1	36	0	2
	Tacoma	1	0	0.00	2	0	0	0	0	3.2	3	0	0	0	0	1	0	4	0	0
	SEATTLE	0	0	4.09	15	0	0	0	0	11.0	18	9	5	2	0	6	3	6	2	0
2007	Tacoma	0	0	1.13	6	0	0	0	3	8.0	5	1	1	0	1	4	0	8	1	0
	SEATTLE	7	1	4.47	56	0	0	0	0	52.1	45	26	26	1	5	20	1	36	4	1
2008	SEATTLE	0	1	20.25	7	0	0	0	0	6.2	16	15	15	2	2	4	2	4	0	0
	West Tennessee	0	0	0.00	1	0	0	0	0	2.0	1	0	0	0	0	0	0	2	0	0
	Tacoma	1	0	4.96	14	0	0	0	2	16.1	23	9	9	1	0	9	0	19	2	0
2009	ATLANTA	2	1	3.04	78	0	0	0	0	56.1	52	23	19	2	6	18	4	39	2	0
2010	ATLANTA	3	2	2.45	56	0	0	0	0	44.0	37	14	12	2	1	18	2	36	3	0
	Gwinnett	0	0	0.00	3	0	0	0	0	4.0	1	0	0	0	0	1	0	5	0	0
2011	ATLANTA	2	4	0.98	78	0	0	0	0	73.2	59	9	8	2	3	21	8	67	1	0
2012	ATLANTA	3	0	1.73	64	0	0	0	0	57.1	47	14	11	3	2	19	2	46	1	0
2013	ATLANTA	3	0	2.50	19	0	0	0	0	18.0	12	5	5	2	0	5	1	11	0	0
<b>AL Totals</b>		<b>7</b>	<b>2</b>	<b>5.91</b>	<b>78</b>	<b>0</b>	<b>0</b>	<b>0</b>	<b>0</b>	<b>70.0</b>	<b>79</b>	<b>50</b>	<b>46</b>	<b>5</b>	<b>7</b>	<b>30</b>	<b>6</b>	<b>46</b>	<b>6</b>	<b>1</b>
<b>NL Totals</b>		<b>13</b>	<b>7</b>	<b>1.99</b>	<b>295</b>	<b>0</b>	<b>0</b>	<b>0</b>	<b>0</b>	<b>249.1</b>	<b>207</b>	<b>65</b>	<b>55</b>	<b>11</b>	<b>12</b>	<b>81</b>	<b>17</b>	<b>199</b>	<b>7</b>	<b>0</b>
<b>ML Totals</b>		<b>20</b>	<b>9</b>	<b>2.85</b>	<b>373</b>	<b>0</b>	<b>0</b>	<b>0</b>	<b>0</b>	<b>319.1</b>	<b>286</b>	<b>115</b>	<b>101</b>	<b>16</b>	<b>19</b>	<b>111</b>	<b>23</b>	<b>245</b>	<b>13</b>	<b>1</b>

### CAREER TRANSACTIONS

**2003** — Selected by the Seattle Mariners in the 6th round of the First-Year Player Draft. **2008** — Claimed off waivers by the Atlanta Braves, November 20. **2010** — On the disabled list, July 10 to August 19; included rehabilitation assignment to Gwinnett, August 13 to 18. **2013** — On the disabled list, May 18 to October 30. Elected free agency, October 31. **2014** — Signed by the Oakland Athletics, January 22.

### WILD CARD RECORD

Year	Club/Opp.	W	L	ERA	G	GS	CG	SHO	SV	IP	H	R	ER	HR	HB	BB	IBB	SO	WP	BK
2012	ATL vs. STL	0	0	0.00	1	0	0	0	0	1.0	2	0	0	0	0	0	0	0	0	0

## VS. THE AMERICAN LEAGUE

2013		CAREER												
ERA	W	L	S	G	IP	ER	vs. TEAM	ERA	W	L	S	G	IP	ER
—	0	0	0	0	0.0	0	Baltimore	12.91	0	2	0	11	7.2	11
—	0	0	0	0	0.0	0	Boston	1.59	1	0	0	10	5.2	1
—	0	0	0	0	0.0	0	Chicago	3.60	0	0	0	4	5.0	2
—	0	0	0	0	0.0	0	Cleveland	3.86	0	1	0	4	2.1	1
—	0	0	0	0	0.0	0	Detroit	0.00	0	0	0	7	4.2	0
—	0	0	0	0	0.0	0	Houston	0.77	0	0	0	12	11.2	1
0.00	1	0	0	1	1.0	0	Kansas City	4.76	1	0	0	7	5.2	3
—	0	0	0	0	0.0	0	Los Angeles	6.17	1	0	0	12	11.2	8
—	0	0	0	0	0.0	0	Minnesota	0.00	0	0	0	1	0.1	0
—	0	0	0	0	0.0	0	New York	3.46	1	0	0	10	13.0	5
—	0	0	0	0	0.0	0	Oakland	8.22	1	0	0	10	7.2	7
—	0	0	0	0	0.0	0	Seattle	0.00	0	0	0	2	2.0	0
—	0	0	0	0	0.0	0	Tampa Bay	9.64	0	0	0	6	4.2	5
—	0	0	0	0	0.0	0	Texas	7.56	0	0	0	9	8.1	7
—	0	0	0	0	0.0	0	Toronto	3.38	0	0	0	6	5.1	2

## VS. THE NATIONAL LEAGUE

2013		CAREER													
ERA	W	L	S	G	IP	ER	vs. TEAM	ERA	W	L	S	G	IP	ER	
0.00	0	0	0	1	1.0	0	Arizona	0.00	0	0	0	0	12	9.2	0
—	0	0	0	0	0.0	0	Atlanta	—	0	0	0	0	0.0	0	
0.00	1	0	0	2	1.2	0	Chicago	2.08	2	1	0	12	13.0	3	
4.50	0	0	0	2	2.0	1	Cincinnati	0.96	1	0	0	11	9.1	1	
0.00	0	0	0	2	2.0	0	Colorado	1.08	1	1	0	22	16.2	2	
9.00	0	0	0	1	1.0	1	Los Angeles	0.79	1	0	0	15	11.1	1	
4.50	0	0	0	2	2.0	1	Miami	1.82	1	2	0	31	24.2	5	
—	0	0	0	0	0.0	0	Milwaukee	7.00	1	0	0	11	9.0	7	
6.75	0	0	0	2	1.1	1	New York	1.71	2	0	0	31	26.1	5	
9.00	0	0	0	1	1.0	1	Philadelphia	1.83	1	1	0	36	34.1	7	
0.00	0	0	0	1	1.0	0	Pittsburgh	4.09	0	0	0	14	11.0	5	
—	0	0	0	0	0.0	0	San Diego	6.75	1	0	0	11	6.2	5	
0.00	0	0	0	1	1.0	0	San Francisco	1.54	1	0	0	13	11.2	2	
—	0	0	0	0	0.0	0	St. Louis	0.00	0	0	0	10	9.2	0	
0.00	1	0	0	3	3.0	0	Washington	1.48	3	1	0	33	30.1	5	

## MONTHLY BREAKDOWN

2013		CAREER												
ERA	W	L	S	G	IP	ER	by MONTH	ERA	W	L	S	G	IP	ER
—	0	0	0	0	0.0	0	March	4.50	0	0	0	2	2.0	1
1.54	3	0	0	12	11.2	2	April	4.25	6	2	0	60	55.0	26
4.26	0	0	0	7	6.1	3	May	2.84	2	2	0	73	66.2	21
—	0	0	0	0	0.0	0	June	2.36	5	1	0	67	53.1	14
—	0	0	0	0	0.0	0	July	2.17	3	1	0	48	37.1	9
—	0	0	0	0	0.0	0	August	2.50	1	2	0	54	50.1	14
—	0	0	0	0	0.0	0	September	2.79	3	1	0	66	51.2	16
—	0	0	0	0	0.0	0	October	0.00	0	0	0	3	3.0	0

## PITCHING BREAKDOWN

2013		CAREER												
ERA	W	L	S	G	IP	ER	by CATEGORY	ERA	W	L	S	G	IP	ER
3.86	2	0	0	8	7.0	3	Home	3.20	10	3	0	187	160.1	57
1.64	1	0	0	11	11.0	2	Road	2.49	10	6	0	186	159.0	44
0.00	0	0	0	4	3.1	0	Day	2.59	7	3	0	109	94.0	27
3.07	3	0	0	15	14.2	5	Night	2.96	13	6	0	264	225.1	74
2.50	3	0	0	19	18.0	5	Pre-ASG	2.91	15	5	0	221	192.0	62
—	0	0	0	0	0.0	0	Post-ASG	2.76	5	4	0	152	127.1	39
—	0	0	0	0	0.0	0	Starter	—	0	0	0	0	0.0	0
2.50	3	0	0	19	18.0	5	Reliever	2.85	20	9	0	373	319.1	101

## BALLPARK BREAKDOWN

	ERA	W	L	S	G	IP	ER
Angel Stadium	0.00	0	0	0	5	5.0	0
AT&T Park	2.70	1	0	0	7	6.2	2
Busch Stadium	0.00	0	0	0	3	3.2	0
Camden Yards	11.57	0	2	0	6	4.2	6
Chase Field	0.00	0	0	0	6	5.0	0
Citi Field	2.00	1	0	0	12	9.0	2
Citizens Bank Park	0.92	1	0	0	21	19.2	2
Comerica Park	0.00	0	0	0	2	2.2	0
Coors Field	0.00	0	1	0	14	10.1	0
Dodger Stadium	0.00	1	0	0	9	6.0	0
Fenway Park	0.00	0	0	0	3	2.0	0
Great American	1.42	0	0	0	7	6.1	1
Kauffman Stadium	27.00	0	0	0	2	0.2	2
Marlins Park	3.00	0	0	0	6	6.0	2
Miller Park	8.10	0	0	0	4	3.1	3
Minute Maid Park	1.50	0	0	0	7	6.0	1
Nationals Park	1.93	2	1	0	15	14.0	3
O.co Coliseum	7.36	1	0	0	5	3.2	3
Original Yankee Stadium	5.40	1	0	0	4	3.1	2
PETCO Park	4.91	1	0	0	6	3.2	2
PNC Park	3.18	0	0	0	7	5.2	2
Progressive Field	4.50	0	1	0	3	2.0	1
Rangers Ballpark	5.40	0	0	0	3	3.1	2
Rogers Centre	0.00	0	0	0	1	1.0	0
Safeco Field	6.34	3	0	0	42	38.1	27
Sun Life Stadium	1.17	0	1	0	10	7.2	1
Target Field	0.00	0	0	0	1	0.1	0
Tropicana Field	12.00	0	0	0	4	3.0	4
Turner Field	2.18	7	3	0	147	124.0	30
U.S. Cellular Field	5.40	0	0	0	3	3.1	2
Wrigley Field	1.29	1	0	0	6	7.0	1
Yankee Stadium	0.00	0	0	0	2	2.0	0

## FIELDING STATISTICS

Pitcher							
Year	Pct.	G	PO	A	E	TC	DP
2006	1.000	15	1	1	0	2	0
2007	1.000	56	0	10	0	10	2
2008	1.000	7	0	4	0	4	0
2009	1.000	78	0	5	0	5	0
2010	1.000	56	1	5	0	6	0
2011	1.000	78	3	13	0	16	0
2012	1.000	64	1	6	0	7	0
2013	1.000	19	0	5	0	5	0
<b>Totals</b>	<b>1.000</b>	<b>373</b>	<b>6</b>	<b>49</b>	<b>0</b>	<b>55</b>	<b>2</b>

## O'FLAHERTY'S CAREER BESTS

**Low Hit Complete Game:** None  
**Innings Pitched:** 4.2, May 12, 2007 vs. New York (AL)  
**Strikeouts:** 4 (twice), last: May 13, 2012 at St. Louis  
**Pitches:** 61, April 13, 2008 vs. Los Angeles  
**Longest Winning Streak:** 7 (twice), last: September 14, 2011 to present  
**Longest Losing Streak:** 3, May 13 to August 14, 2011  
**Longest Scoreless Streak:** 21.1, August 16, 2011 to April 10, 2012



## RIGHT-HANDED PITCHER

**Height/Weight:** 6-3 / 214

**Bats/Throws:** Right / Right

**Birthdate:** February 19, 1985

**Opening Day Age:** 29

**Birthplace/Resides:** Miami, Florida / Scottsdale, Arizona

**Major League Service:** 169 days

**Obtained:** Claimed off waivers from New York (AL), March 29, 2013

**Contract Status:** First year of a one-year contract through 2014.

## CAREER HIGHLIGHTS

Compiled a 1.38 ERA in 33 games with the A's last year after logging a 5.84 ERA in 12 relief appearances in his Major League debut with San Francisco in 2012...has not allowed a home run in 51.1 career innings...is 16-13 with 101 saves and a 2.02 ERA (68 er in 302.2 ip) in 259 career minor league appearances...has yielded just 12 home runs, an average of 0.36 per nine innings...has walked just 39 (1.16 per nine innings)...was originally drafted by the Giants in the 21st round of the 2007 First-Year Player draft...was named to the Northwest League postseason All-Star team in his first season at Salem-Keizer after leading the league with 19 saves...ranked second in all of Minor League Baseball with 34 saves in 2008...converted each of his 15 save opportunities with Sacramento in 2013.

## 2013 HIGHLIGHTS

Began the year at Triple-A Sacramento where he went 1-0 with 15 saves and a 0.99 ERA in 23 relief appearances...was promoted to Oakland June 14 and finished the season with the A's, going 2-0 with a 1.38 ERA in 33 games...also worked in four of the A's five ALDS games against Detroit and did not allow a run in 5.2 innings...his 1.38 ERA was the third lowest mark in Oakland history by a rookie with 30 or more innings pitched...did not allow a home run in 39.0 innings with Oakland...the innings pitched were the most in the majors among pitchers with no home runs...they were second most in Oakland history (Devine, 45.2 in 2008)...has not allowed a home run in 51.1 career innings...walked just six batters, an average of 1.38 per nine innings, which ranked third lowest among AL relievers...is just the second Oakland A's reliever to average fewer than 1.46 walks per nine innings (Dennis Eckersley did it six times)...has walked eight batters in his career (1.40 per nine innings)...allowed a .276 batting average, including .269 (21-for-78) against left-handed hitters compared to .284 (21-for-74) against right-handers...his opponents average increased to .318 with runners in scoring position, including .360 with RISP and two outs...allowed 7-of-19 (36.8%) inherited runners to score...first batters faced were 8-for-32 (.250) with a walk...did not allow a run in 14 outings on zero or one days rest (12.2 ip)...compiled a 0.98 ERA in 22 games in Oakland compared to 2.38 in 11 outings on the road...did not allow a run in six interleague games (7.1 ip)...tossed at least one inning in 26 of his 33 appearances, including two or more five times.

**OAKLAND:** Was selected from Triple-A Sacramento June 14 and allowed at least one run in two of his first four appearances for a 7.36 ERA and .421 opponents batting average...then did not allow a run in 19 of his next 20 appearances from June 25 to Sept. 2 for a 0.33 ERA...had a 0.76 ERA over his final 29 contests beginning June 25...matched his career-high with two strikeouts June 14 against Seattle...also struck out two July 25 against Los Angeles (AL), July 30 against Toronto and Aug. 2 against Texas...allowed a season-high two runs on a season-high four hits June 19 at Texas...had a career-high 14.0-inning scoreless streak from June 25 to Aug. 2...tossed a scoreless eighth inning July 2 against Chicago (NL) for his first Major League win...tossed 3.0 shutout innings July 25 against Los Angeles...appeared in just five games in the month of July but did not allow a run in 8.1 innings...then logged a 0.60 ERA in 10 games in August...tossed a career-high 3.1 innings Aug. 2 against Texas and allowed a season-high tying two runs...then had a 12.2-inning scoreless streak from Aug. 6 to Sept. 2...issued his first walk of the season Aug. 9 at Toronto, snapping a season-opening 14-game, 20.2-inning, 79-batter streak without a walk...issued two walks Aug. 26 at Detroit, his first career game with more than one walk...did not allow a run over his final seven outings beginning Sept. 13 (6.0 ip, 5 h, 1 bb, 5 so).

**SACRAMENTO:** Converted all 15 of his save opportunities with the River Cats...it marked the fifth time in seven minor league seasons he reached double figures in saves...now has 101 career minor league saves...ranked third in the A's farm system in saves...his 0.99 ERA was a career-low...walked just one batter and did not allow a home run in 27.1 innings...allowed a .147 opponents batting average, .162 on-base percentage and .200 slugging percentage...the batting average included a .143 (7-for-49) mark against right-handers compared to .152 (7-for-46) against left-handers...did not allow a run in 13 games at home (15.2 ip)...stranded all seven of his inherited runners...did not allow a hit over a six-game stretch from April 11 to 25 (7.2 ip)...began the streak by tossing a season-high 2.1 scoreless innings April 11 against Tacoma...also struck out a season-high three batters in that game and April 28 against Salt Lake...took over as the closer April 13 and recorded the save in eight consecutive appearances through May 9...issued his only walk of the season April 16 at Las Vegas...did not walk a batter over his final 17 games and 19.2 innings...was charged with an unearned run May 9 at Memphis, snapping a season-opening 11-game, 13.2-inning scoreless streak...allowed his first earned run in his next outing May 11 at Nashville...retired 17 consecutive batters from May 17 to June 2...was credited with his lone win of the season May 25 at Tucson when he tossed 2.0 perfect innings...retired the side in order in the ninth inning June 10 at Reno for his 100th career minor league save...also picked up the save in his final Triple-A outing two days later against the Aces.

## CAREER

**2012**—Split time between Triple-A Fresno and San Francisco, making three separate appearances on the Giants' roster...posted no record with a 5.84 ERA in 12 relief appearances for the Giants...did not allow an inherited runner to score (10 ir)...allowed a .358 opponents batting average but that mark dropped to .227 with runners in scoring position...was on San Francisco's Opening Day roster and made his Major League debut April 7 at Arizona (2.0 ip, 3 h, 1 r, 1 er, 1 bb, 2 so)...logged an 8.64 ERA in seven games in April before he was optioned to Fresno April 26...did not pitch during his second stint, a one-day stay Aug. 14...did not allow an earned run in five outings during a September call-up (4.0 ip, 2 r)...went 5-5 with a 2.90 ERA in 48 relief appearances for Triple-A Fresno...had a strikeout-to-walk ratio of 5.63 and issued just eight walks in 62.0 innings (1.16 per nine innings)...allowed a .293 batting average, including .268 against right-handed hitters and .236 with runners in scoring position...logged a 1.86 ERA over his final 23 appearances...was awarded the Harry S. Jordan Award in spring camp by his teammates, coaches and trainers...the award is given in recognition of the player whole performance and dedication in spring training best exemplifies the San Francisco Giants spirit.

**2011**—Combined for a 4-4 record, 13 saves and a 2.31 ERA in 56 appearances with Double-A Richmond and Triple-A Fresno...struck out 76 and walked 11 in 74.0 innings...began the season at Richmond and went 2-1 with a 1.42 ERA and .238 opponents batting average in 23 appearances with the Flying Squirrels...did not allow a home run in 38.0 innings...worked 16.0-scoreless innings in nine games from April 22-May 19...recorded 20 strikeouts, while walking only one batter during stretch...joined Fresno June 16 and was 2-3 with 12 saves, a 3.25 ERA and .264 opponents average in 33 games with the Grizzlies...held right-handed hitters to a .157 average...was added to 40-man roster following the season.

**2010**—Began the season on the disabled list recovering from Tommy John surgery on his right elbow and missed the first four months of the season...combined to go 5-0 with a save and a 2.25 ERA in 19 games with the Giants affiliate in the Arizona Rookie League and Single-A San Jose...did not allow an earned run in his nine outings in the AZL and held the opposition to a .179 batting average...opponents hit .224 at San Jose, including .176 by lefties.

**2009**—Was 0-3 with 19 saves and a 1.15 ERA in 39 relief appearances with Double-A Connecticut before he was placed on the disabled list July 27...underwent Tommy John surgery and missed the remainder of the season...opponents hit .270, including .200 by right-handers...allowed just 1-of-13 (7.7%) inherited runners to score...converted 19-of-20 (95.0%) save opportunities...did not allow a run over his first 16 games and 16.1 innings or his final 12 games and 13.1 innings...named to the Eastern League Midseason All-Star team.

**2008**—Was named to the 2008 South Atlantic League Midseason All-Star team...ranked second in all of minor league baseball with 34 saves, trailing only Birmingham's Jon Link (35)...worked a career-high 25.1-scoreless innings from April 6-June 12, to begin the season for Single-A Augusta.

**2007**—Led the Northwest League with 19 saves for Short-Season Salem-Keizer in his first professional season, while posting a 1.21 ERA in 22 games...was named Short Season Relief Pitcher of the Year by MLB.com...named to the Northwest League postseason All-Star team.

## PERSONAL/MISCELLANEOUS

Daniel Otero was originally signed by San Francisco scout Glenn Tufts...graduated from Ransom Everglades (Coconut Grove, FL) High School...attended Duke University and the University of South Florida...is married, Tiffany, and has a daughter, Kinsley.

### LIFETIME PITCHING RECORD

Year	Club	W	L	ERA	G	GS	CG	SHO	SV	IP	H	R	ER	HR	HB	BB	IBB	SO	WP	BK
2007	Salem Keizer	0	0	1.21	22	0	0	0	19	22.1	12	3	3	1	0	0	0	15	1	0
2008	Augusta	0	0	0.33	25	0	0	0	18	27.0	22	2	1	0	0	4	1	26	3	0
	San Jose	1	1	3.67	27	0	0	0	16	27.0	34	14	11	1	2	3	0	23	0	0
2009	Connecticut	0	3	1.15	39	0	0	0	19	39.0	40	6	5	0	2	10	4	31	2	0
2010	AZL Giants	2	0	0.00	9	0	0	0	1	10.2	7	4	0	0	0	1	0	7	2	0
	San Jose	3	0	4.05	10	0	0	0	0	13.1	11	6	6	2	0	1	0	11	0	0
2011	Richmond	2	1	1.42	23	0	0	0	1	38.0	34	8	6	0	2	4	1	40	2	0
	Fresno	2	3	3.25	33	0	0	0	12	36.0	38	15	13	4	0	7	0	36	1	0
2012	SAN FRANCISCO	0	0	5.84	12	0	0	0	0	12.1	19	11	8	0	2	2	1	8	1	0
	Fresno	5	5	2.90	48	0	0	0	0	62.0	70	26	20	4	3	8	1	45	1	0
2013	Sacramento	1	0	0.99	23	0	0	0	15	27.1	14	4	3	0	1	1	0	22	0	0
	OAKLAND	2	0	1.38	33	0	0	0	0	39.0	42	7	6	0	0	6	1	27	0	0
<b>AL Totals</b>		<b>2</b>	<b>0</b>	<b>1.38</b>	<b>33</b>	<b>0</b>	<b>0</b>	<b>0</b>	<b>0</b>	<b>39.0</b>	<b>42</b>	<b>7</b>	<b>6</b>	<b>0</b>	<b>0</b>	<b>6</b>	<b>1</b>	<b>27</b>	<b>0</b>	<b>0</b>
<b>NL Totals</b>		<b>0</b>	<b>0</b>	<b>5.84</b>	<b>12</b>	<b>0</b>	<b>0</b>	<b>0</b>	<b>0</b>	<b>12.1</b>	<b>19</b>	<b>11</b>	<b>8</b>	<b>0</b>	<b>2</b>	<b>2</b>	<b>1</b>	<b>8</b>	<b>1</b>	<b>0</b>
<b>ML Totals</b>		<b>2</b>	<b>0</b>	<b>2.45</b>	<b>45</b>	<b>0</b>	<b>0</b>	<b>0</b>	<b>0</b>	<b>51.1</b>	<b>61</b>	<b>18</b>	<b>14</b>	<b>0</b>	<b>2</b>	<b>8</b>	<b>2</b>	<b>35</b>	<b>1</b>	<b>0</b>

### CAREER TRANSACTIONS

**2007** — Selected by the San Francisco Giants in the 21st round of the First-Year Player Draft. **2013** — Claimed off waivers by the New York Yankees, March 26. Claimed off waivers by the Oakland Athletics, March 29.

### DIVISION SERIES RECORD

Year	Club/Opp.	W	L	ERA	G	GS	CG	SHO	SV	IP	H	R	ER	HR	HB	BB	IBB	SO	WP	BK
2013	OAK vs. DET	0	0	0.00	4	0	0	0	0	5.2	4	0	0	0	0	1	0	2	0	0



## VS. THE AMERICAN LEAGUE

2013		CAREER												
ERA	W	L	S	G	IP	ER	vs. TEAM	ERA	W	L	S	G	IP	ER
0.00	1	0	0	2	2.2	0	Cleveland	0.00	1	0	0	2	2.2	0
0.00	0	0	0	2	3.0	0	Detroit	0.00	0	0	0	2	3.0	0
5.40	0	0	0	2	1.2	1	Houston	5.40	0	0	0	2	1.2	1
0.00	0	0	0	3	6.0	0	Los Angeles	0.00	0	0	0	3	6.0	0
4.50	0	0	0	3	2.0	1	Minnesota	4.50	0	0	0	3	2.0	1
1.42	0	0	0	6	6.1	1	Seattle	1.42	0	0	0	6	6.1	1
0.00	0	0	0	2	0.1	0	Tampa Bay	0.00	0	0	0	2	0.1	0
4.26	0	0	0	5	6.1	3	Texas	4.26	0	0	0	5	6.1	3
0.00	0	0	0	2	3.1	0	Toronto	0.00	0	0	0	2	3.1	0

## VS. THE NATIONAL LEAGUE

2013		CAREER												
ERA	W	L	S	G	IP	ER	vs. TEAM	ERA	W	L	S	G	IP	ER
—	0	0	0	0	0.0	0	Arizona	1.69	0	0	0	5	5.1	1
0.00	1	0	0	1	1.0	0	Chicago	0.00	1	0	0	1	1.0	0
0.00	0	0	0	2	3.0	0	Cincinnati	11.57	0	0	0	3	4.2	6
—	0	0	0	0	0.0	0	Colorado	0.00	0	0	0	2	1.1	0
—	0	0	0	0	0.0	0	New York	0.00	0	0	0	2	2.0	0
—	0	0	0	0	0.0	0	Philadelphia	0.00	0	0	0	1	2.0	0
0.00	0	0	0	1	1.0	0	Pittsburgh	9.00	0	0	0	2	1.0	1
0.00	0	0	0	2	2.1	0	St. Louis	0.00	0	0	0	2	2.1	0

## MONTHLY BREAKDOWN

2013		CAREER												
ERA	W	L	S	G	IP	ER	by MONTH	ERA	W	L	S	G	IP	ER
—	0	0	0	0	0.0	0	April	8.64	0	0	0	7	8.1	8
—	0	0	0	0	0.0	0	May	—	0	0	0	0	0.0	0
3.86	0	0	0	7	7.0	3	June	3.86	0	0	0	7	7.0	3
0.00	1	0	0	5	8.1	0	July	0.00	1	0	0	5	8.1	0
0.60	1	0	0	10	15.0	1	August	0.60	1	0	0	10	15.0	1
2.08	0	0	0	11	8.2	2	September	1.42	0	0	0	16	12.2	2

## PITCHING BREAKDOWN

2013		CAREER												
ERA	W	L	S	G	IP	ER	by CATEGORY	ERA	W	L	S	G	IP	ER
0.98	2	0	0	22	27.2	3	Home	1.10	2	0	0	27	32.2	4
2.38	0	0	0	11	11.1	3	Road	4.82	0	0	0	18	18.2	10
1.00	1	0	0	17	18.0	2	Day	1.69	1	0	0	21	21.1	4
1.71	1	0	0	16	21.0	4	Night	3.00	1	0	0	24	30.0	10
3.00	1	0	0	9	9.0	3	Pre-ASG	5.71	1	0	0	16	17.1	11
0.90	1	0	0	24	30.0	3	Post-ASG	0.79	1	0	0	29	34.0	3
—	0	0	0	0	0.0	0	Starter	—	0	0	0	0	0.0	0
1.38	2	0	0	33	39.0	6	Reliever	2.45	2	0	0	45	51.1	14

## BALLPARK BREAKDOWN

	ERA	W	L	S	G	IP	ER
AT&T Park	1.80	0	0	0	5	5.0	1
Ballpark in Arlington	9.00	0	0	0	3	2.0	2
Chase Field	3.86	0	0	0	2	2.1	1
Citi Field	0.00	0	0	0	2	2.0	0
Comerica Park	0.00	0	0	0	2	3.0	0
Coors Field	0.00	0	0	0	2	1.1	0
Great American Ball Park	14.73	0	0	0	2	3.2	6
O.co Coliseum	0.98	2	0	0	22	27.2	3
PNC Park	0.00	0	0	0	1	1.0	0
Rogers Centre	0.00	0	0	0	1	1.0	0
Safeco Field	0.00	0	0	0	2	1.1	0
Target Field	9.00	0	0	0	1	1.0	1

## FIELDING STATISTICS

Pitcher							
Year	Pct.	G	PO	A	E	TC	DP
2012	1.000	12	0	3	0	3	0
2013	1.000	33	1	7	0	8	2
<b>Totals</b>	<b>1.000</b>	<b>45</b>	<b>1</b>	<b>10</b>	<b>0</b>	<b>11</b>	<b>2</b>

## OTERO'S CAREER BESTS

**Low Hit Complete Game:** None  
**Innings Pitched:** 3.1, August 2, 2013 vs. Texas  
**Strikeouts:** 2 (five times), last: August 2, 2013 vs. Texas  
**Pitches:** 42, August 2, 2013 vs. Texas  
**Longest Winning Streak:** 2, July 2, 2013 to present  
**Longest Losing Streak:** None  
**Longest Scoreless Streak:** 14.0, June 25 to August 2, 2013

**RIGHT-HANDED PITCHER****Height/Weight:** 6-1 / 195**Bats/Throws:** Right / Right**Birthdate:** November 24, 1988**Opening Day Age:** 25**Birthplace/Resides:** Fort Wayne, Indiana / Scottsdale, Arizona**Major League Service:** 2 years**Obtained:** Acquired from the Arizona Diamondbacks with pitcher Ryan Cook and outfielder Collin Cowgill for pitchers Trevor Cahill and Craig Breslow and cash considerations, December 9, 2011**Contract Status:** First year of a one-year contract through 2014.**CAREER HIGHLIGHTS**

Was acquired by the A's from Arizona in a five-player trade following the 2011 season and is 25-16 with a 3.73 ERA in 61 starts in two seasons with Oakland...had a 19-start unbeaten streak in 2013, which was the longest by an A's pitcher since Lefty Grove in 1931...tied with fellow rookie Tommy Milone for the team lead in wins in 2012 (13), with both setting an Oakland record for wins by a rookie...was rated as the Diamondbacks' top prospect by *Baseball America* in three consecutive seasons from 2009-11 prior to being listed as number four entering the 2012 season...was listed as the A's top prospect by the magazine for 2012...missed the entire 2010 season following Tommy John surgery Oct. 28, 2009...was 29-19 with a 3.41 ERA (139 er in 366.1 ip) in 74 career minor league starts...yielded just 19 home runs, an average of 0.47 per nine innings...made his Major League debut with Arizona in 2011...pitched in the All-Star Futures Game in 2009.

**2013 HIGHLIGHTS**

Went 12-8 with a 3.97 ERA in 32 starts in his second season with the A's after going 13-8 with a 3.47 ERA in 29 starts as a rookie in 2012...walked 63 batters for the second consecutive season, which also led the A's for the second straight year...the 63 walks match the fewest by a team-leader in Oakland history (2012)...also led the A's in runs allowed (92) and tied for the team lead in games started and hit batters (7)...surrendered 25 home runs, which more than doubled his 2012 total of 11...struck out 134 batters for an average of 6.12 per nine innings, which was sixth lowest in the American League...had a strikeout-to-walk ratio of 2.13, which was also sixth lowest...averaged the sixth fewest pitches per game (93.5) and the seventh fewest pitches per inning (15.2)...tied for second in sacrifice hits allowed (8) after tying for first in 2012 (7)...tied for fifth in no decisions (12)...went 2-6 with a 5.76 ERA, .294 opponents batting average and 11 home runs allowed over his first 10 starts, 9-0 with a 2.59 ERA, .205 opponents average and eight home runs allowed over his next 18 starts from May 28 to Sept. 4 and 1-2 with a 7.40 ERA, .299 opponents average and six home runs allowed over his final four starts...tied for fourth in the AL in wins from May 28 to Sept. 4 and had the fifth lowest ERA...allowed a .242 opponents batting average, which included a .221 (69-for-312) mark against right-handed hitters compared to .257 (109-for-424) against left-handers...the mark against righties was seventh lowest in the AL...opponents hit .219 with runners in scoring position, which ranked ninth in the AL...had the fourth lowest mark in 2012 (.215) and now has a .214 (64-for-299) opponents average with RISP in his career...the opponents one and two hitters batted a combined .337 off him but he held the three, four and five hitters to a .193 average...including .167 against the cleanup hitter, which was third lowest in the AL and fourth lowest in Oakland history (min. 162.0 ip)...has allowed a .202 (102-for-505) combined average to the three, four and five hitters in his career...the number nine hitter batted .324 in 2013, which was fifth highest in the AL...surrendered 18 of his 25 home runs on the road, which tied for third most in the AL...17 of the home runs he allowed were solo shots as are 25 of the 36 he has allowed in his career...was 9-3 with a 3.87 ERA in 15 starts on four days rest, 3-5 with a 4.08 ERA in 17 starts on five days rest or more...had a 6-6 record before the All-Star Break compared to 6-2 after the break...is now 11-10 in his career before the break, 14-6 after the break...went 1-0 with a 1.69 ERA in two interleague starts...received two runs of support or fewer in 13 of the 20 games in which he took the loss or had a no decision...went 3-8 in 16 starts with two runs of support or fewer, 9-0 in 16 starts with three runs or more...is now 20-0 in 30 career starts with run support of three or more...is 24-2 in 40 starts with run support of two or more...left a start with a lead four times only to have the bullpen blow the save (July 6 and 23, Aug. 30, Sept. 10)...committed four errors, which were the most among AL pitchers and tied for second most in the majors...had three errors in 2012 and his seven errors are tied for second most in the majors over the last

two years (Shields, 8)...the A's were 17-15 (.531) in his starting assignments and are 34-27 (.557) in his career...tossed six or more innings in 23 of his 32 starts and walked two batters or fewer 22 times.

**OAKLAND:** Went 0-4 with an 8.10 ERA and .374 opponents batting average over his first five starts from April 2 to 25...the losing streak was the longest of his career...allowed a career-high eight runs on a career-high tying nine hits in 3.1 innings in a 10-1 loss to Detroit April 14...finished April with a 1-4 record, a 7.36 ERA and .350 opponents batting average in six starts...the losses matched the most in Oakland history by a pitcher in the month of April (12th time)...the ERA was the fifth highest April ERA in Oakland history among pitchers with 25 or more innings pitched and the opponents batting average was fourth highest among pitchers with 100 or more batters faced...yielded a career-high four home runs in 5.0 innings in a 7-3 loss at Cleveland May 6...had a streak of 16 consecutive starts with six hits or fewer and three innings pitched or more from May 11 to August 9...that was the second longest such streak by an A's pitcher since at least 1916 (20, Trevor Cahill, May 5-Aug. 14, 2010)...allowed a .192 opponents batting average during the streak...lost at Texas May 22 to fall to 2-6 with a 5.76 ERA and .294 opponents batting average over his first 10 starts...then went 9-0 with a 2.61 ERA and .209 opponents batting average over his next 19 starts from May 28 to Sept. 10...the winning streak was a career-high, tied for third longest in the AL in 2013 and tied for eighth longest in Oakland history...the 19-start unbeaten streak was the longest by an A's pitcher since Lefty Grove had a 21-start streak without a loss from April 22-August 19, 1931 (had 10 relief appearances during the streak, including one loss)...had a seven-start streak from May 28 to June 29 where he allowed five hits or fewer and two walks or fewer...that matched the longest such streak by an Athletics starting pitcher since at least 1916 (Alan Wirth, May 6-Sept. 15, 1978)...had a streak of 11 consecutive outings with five hits or fewer and three innings or more from May 28-July 28, which matched the longest streak by an Athletic since at least 1916 (Rich Harden, April 9, 2006-April 15, 2007)...had a streak of six consecutive no decisions from June 23 to July 28, which matched the longest by an Athletics starter since at least 1916 (fourth time, last: Carlos Reyes, June 10-July 17, 1994)...had a 3.50 ERA and .191 opponents batting average during the streak...the A's lost five of the six games...left his June 29 start against St. Louis after 3.2 innings with tightness in his right hamstring but did not miss any time...went 3-0 with a 2.08 ERA and .169 opponents batting average in six starts in the month of June...had the lowest opponents batting average in the AL in June and ranked third in ERA...is now 6-1 with a 2.13 ERA (17 er in 72.0 ip) in 11 career starts in June...issued a career-high seven walks in 5.0 innings July 28 against Los Angeles (AL) but had a no decision in the A's 10-6 win...tossed his first career complete game Aug. 19 against Seattle, an eight-hitter in the A's 2-1 win in Oakland...did not walk a batter and struck out eight...it came in his 55th career start, his 54th as an Athletic...the 53 consecutive starts without a complete game is the fourth longest streak in Oakland history...the complete game was part of a three-game streak from Aug. 14-24 where he tossed eight innings or more and allowed one run or fewer, matching the longest such streak by an A's pitcher over the last 33 years...tossed a career-high 117 pitches for his 10th win of the season, a 2-1 A's win at Baltimore Aug. 24...went 4-0 with a 2.23 ERA in six starts in the month of August...it marked the first four-win month of his career...tied for second in the AL in wins in August and ranked fourth in ERA...then went 2-2 with a 6.41 ERA in five starts in September...allowed a career-high tying eight runs in 4.1 innings for the loss Sept. 16 against Los Angeles (AL) and went 1-2 with a 9.20 ERA over his final three starts...won his only ALDS start against the Tigers, a 6-3 A's win in Game 3 at Detroit (5.0 ip, 5 h, 3 r, 3 er, 1 bb, 1 so).

## CAREER

**2012**—Was one of three players acquired from Arizona in the Trevor Cahill trade during the offseason and went 13-8 with a 3.47 ERA in 29 starts...tied with fellow rookie Tommy Milone for the team lead in wins as they both set an Oakland record for wins by a rookie...the previous mark of 12 was held by Chris Codiroli (1983) and Joe Blanton (2005)...had the most wins by an Athletics rookie since Harry Byrd won 15 games for the 1952 Philadelphia A's en route to Rookie of the Year honors...the A's became the first team since the 1952 Brooklyn Dodgers to have two rookies win 13 or more games (Joe Black 15, Billy Loes 13)...it was the second time in Oakland history the A's had two rookie 10-game winners...the other time was in 2009 (Anderson 11, Cahill 10)...with Milone making 31 starts, this was the third time in Oakland history the A's had two rookies with 20 or more starts (Keough and Johnson in 1978; Anderson and Cahill in 2009)...led the A's with 140 strikeouts, which was the third best mark by a rookie in Oakland history and the fourth best in Athletics history...his 29 starts were 10th most by an Oakland rookie...tied for second among American League rookies in wins, ranked fourth in strikeouts and innings pitched (181.1) and tied for fourth in starts...his ERA was the lowest among AL rookies

with 130 or more innings, his .619 winning percentage was second best and his .248 opponents batting average was third best...received one third place vote in the BBWAA AL Rookie of the Year balloting and finished fifth...his winning percentage was 10th best among all AL pitchers...allowed just 11 home runs in 181.1 innings, an average of 0.55 per nine innings...that was the second lowest mark in the AL and third lowest in the majors...had a .358 opponents slugging percentage, which was sixth lowest in the AL...eight of the 11 home runs he allowed were solo shots...issued a team-leading 63 walks, which were the fewest by a team-leader in a non-strike season in Oakland history...the previous low was 69 by Doug Johns in 1996...walked four batters or more in six of his first 12 starts (36 bb in 73.2 ip, 4.40 per nine innings)...then walked three batters or fewer in each of his final 17 starts (27 bb in 107.2 ip, 2.26 per nine innings)...tied for third in the AL in sacrifice hits allowed (7), tied for third in sacrifice flies (8), ranked fifth in stolen bases against (21) and tied for sixth in wild pitches (10)...went 5-3 with a 2.46 ERA and .209 opponents batting average over his first 13 starts, 2-4 with a 6.15 ERA and .309 opponents average over a seven-start stretch from July 7 to Aug. 14 and 6-1 with a 3.00 ERA and .252 opponents average over his final nine starts...had eight wins after the All-Star Break, which tied for third in the AL...allowed a .248 opponents batting average, including .247 against left-handed hitters and .248 against right-handers...opponents hit .215 with runners in scoring position, which ranked fourth lowest in the AL...yielded a .173 batting average to the number three hitter in the order, which was fourth lowest in the AL...was 6-5 at home compared to 7-3 on the road...however, had a 2.61 ERA at home compared to 4.54 on the road...had the fifth lowest home ERA in the AL...compiled a 5-2 record and 2.64 ERA in nine starts during the day compared to 8-6 with a 3.87 ERA in 20 starts at night...had the fourth lowest day ERA in the AL...posted a mark of 6-1 with a 3.03 ERA in 12 starts on five days rest or more...was 7-7 with a 3.81 ERA in 17 starts on four days rest or fewer...received one run of support or fewer in 11 of his 29 starts and was 0-8 with a 5.03 ERA in those starts...went 13-0 with a 2.65 ERA in 18 starts with support of two runs or more...was recalled from Sacramento April 25 and had a no decision in his A's debut that day, a 5-4, 14-inning win over Chicago in Oakland...shut out the White Sox over the first six innings to extend his career-opening scoreless streak to 11.2 innings...Balfour allowed a run in the ninth inning for the blown save, the first of four times relievers blew a save in one of his starts...earned his first Major League win in his next start at Boston May 1, allowing one run in 6.2 innings...Norberto recorded the save, marking the first time A's pitchers recorded their first win and save in the same game since Joe Klink saved Steve Chitren's victory Sept. 30, 1990 at Texas...had a career-high 18.0 inning scoreless streak from May 23 to June 4...capped that streak by tossing 8.0 shutout innings in a 12-1 victory over Texas June 4...yielded just one hit, a Young single to lead off the eighth inning...tossed 7.0 shutout innings for the win at Colorado June 14 to start a three-game winning streak that spanned four starts through July 2 (1.01 ERA)...struck out a career-high nine batters June 27 at Seattle...was 3-1 with a 2.18 ERA and .174 opponents batting average in five starts in June...the batting average was second lowest in the AL and the ERA ranked seventh...allowed one run July 2 at Boston, the 10th time in his first 14 career starts he allowed one run or fewer...according to the Elias Sports Bureau, he is just the second pitcher since 1900 to allow one run or fewer in 10 of his first 14 starts...the other is Ferdie Schupp, who did it for the New York Giants from 1913-17 (Schupp had relief appearances over that span)...went 3-1 despite a 5.34 ERA and .286 opponents batting average in five starts in July...went 4-0 with a 2.65 ERA and .228 opponents batting average over his final five starts beginning Sept. 10...tied the Oakland rookie record for wins by winning his final start, the A's playoff-clinching 4-3 win over Texas Oct. 1...went 3-0 with a 2.70 ERA in three starts against the Rangers...went 0-2 with a 4.26 ERA in two ALDS starts against the Tigers, both against Justin Verlander...started Game 1 in Detroit, a 3-1 loss...at the age of 23 years, 317 days, he became the fifth youngest pitcher in Oakland history to start a postseason game...also started Game 5, a 6-0 loss...went 1-0 with a 2.18 ERA in four starts with Sacramento...struck out 21 batters in 20.2 innings...allowed a .275 opponents batting average, including .271 against right-handed hitters compared to .281 against left-handers...opponents were 4-for-29 (.138) with runners in scoring position.

**2011**—Spent the entire season at Double-A Mobile, earning a promotion to Arizona after the BayBears won the Southern League Championship...was selected by the Diamondbacks Sept. 19 and made one regular season start in his Major League debut...faced Los Angeles (NL) Sept. 27 and had a no decision in Arizona's 7-6, 10-inning win...tossed 5.2 shutout innings, yielded just four hits, walked a batter and struck out one...retired the first seven batters he faced, including a strikeout of Jerry Sands with one out in the first inning, his first big league strikeout...left the game with no score...also made one postseason appearance in the NLDS against Milwaukee, a relief outing in Game 4...entered the game in the sixth inning with the Diamondbacks leading 7-3 and allowed a run on two hits and a walk in 0.1 innings...was

11-8 with a 3.79 ERA in 26 starts for Mobile...tied for second in the Southern League in wins, ranked third in opponents batting average (.236) and fifth in ERA...tied for the league lead in balks (3)...was third in the Diamondbacks farm system in wins and fifth in strikeouts (112)...his opponents batting average included a .209 mark against right-handed hitters...allowed a .188 average to hitters leading off an inning...went 5-6 with a 4.87 ERA before the All-Star Break but was 6-2 with a 2.84 ERA after the break...as a hitter, he went 9-for-32 (.281) with a walk and three strikeouts...his start April 11 at Carolina was his first since July 30, 2009...allowed a season-high eight runs in 3.2 innings for the loss...went 3-0 with a 2.14 ERA over his next four starts from April 22 to May 10...allowed seven home runs over his first eight starts...did not yield another home run the rest of the way, a span of 18 starts, 94.2 innings pitched and 384 batters faced...went 4-0 with a 1.93 ERA in six starts in July...allowed one run or fewer in four of his last five regular season starts (2-1, 3.00 ERA)...then went 1-0 with a 1.50 ERA (12.0 ip, 9 h, 2 r, 2 er, 3 bb, 12 so, 1 hr) in two postseason starts...was rated as Arizona's fourth-best prospect by *Baseball America* following the season...was also rated as having the best slider in the organization...was later tabbed as the A's number one prospect following the trade.

**2010**—Missed the entire season after undergoing Tommy John surgery performed by Dr. James Andrews Oct. 28, 2009...rated by *Baseball America* as the D-backs' top prospect and the 33rd-best in baseball despite his injury...was also rated as having the best fastball and slider...saw his first game action in over a year while participating in the D-backs' instructional league camp in Tucson in September and October...reached 97 mph while pitching 2.0 innings against a Rockies instructional league team Oct. 7 at Chase Field.

**2009**—Entered the season rated by *Baseball America* as the 29th-best prospect in baseball and the No. 6 prospect among right-handed starters...started the season with Single-A Visalia and went 1-0 with a 0.95 ERA and .179 opponents average in four starts...promoted to Double-A Mobile April 27...named the organization's Pitcher of the Month for June after going 1-1 with a 2.70 ERA and .212 opponents average...named to the Southern League Midseason All-Star team...also named to the All-Star Futures Game...was on the disabled list from June 14-23 with a right wrist contusion...made his final start July 30 before being shut down for the remainder of the season with a strained right elbow.

**2008**—Finished second among Single-A South Bend pitchers with 12 wins and 117 strikeouts and third with 117.2 innings pitched...named to the Midwest League Midseason All-Star team...made his professional debut April 11 at Quad Cities...collected a season-high 10 strikeouts Aug. 6 vs. Lancaster.

## PERSONAL/MISCELLANEOUS

Jarrold B. Parker...graduated from Norwell High School (Ossian, IN)...in 2007, was named Indiana Mr. Baseball, Louisville Slugger State High School Baseball Player of the Year and Gatorade Player of the Year...earned Northeast Hoosier Conference first-team honors in 2006...selected to the United States Junior National Team that played in and won the World Championships in Cuba in 2006.

## LIFETIME PITCHING RECORD

Year	Club	W	L	ERA	G	GS	CG	SHO	SV	IP	H	R	ER	HR	HB	BB	IBB	SO	WP	BK
2008	South Bend	12	5	3.44	24	24	0	0	0	117.2	113	56	45	8	7	33	0	117	8	0
2009	Visalia	1	0	0.95	4	4	0	0	0	19.0	12	2	2	0	0	4	0	21	4	0
	Mobile	4	6	3.68	16	16	0	0	0	78.1	82	35	32	2	7	34	0	74	9	0
2010	Mobile	(Injured — did not pitch)																		
2011	Mobile	11	8	3.79	26	26	0	0	0	130.2	112	61	55	7	11	55	0	112	8	3
	ARIZONA	0	0	0.00	1	1	0	0	0	5.2	4	0	0	0	0	1	0	1	0	0
2012	Sacramento	1	0	2.18	4	4	0	0	0	20.2	22	6	5	2	0	6	0	21	0	0
	OAKLAND	13	8	3.47	29	29	0	0	0	181.1	166	71	70	11	3	63	3	140	10	0
2013	OAKLAND	12	8	3.97	32	32	1	0	0	197.0	178	92	87	25	7	63	2	134	7	0
<b>AL Totals</b>		<b>25</b>	<b>16</b>	<b>3.73</b>	<b>61</b>	<b>61</b>	<b>1</b>	<b>0</b>	<b>0</b>	<b>378.1</b>	<b>344</b>	<b>163</b>	<b>157</b>	<b>36</b>	<b>10</b>	<b>126</b>	<b>5</b>	<b>274</b>	<b>17</b>	<b>0</b>
<b>NL Totals</b>		<b>0</b>	<b>0</b>	<b>0.00</b>	<b>1</b>	<b>1</b>	<b>0</b>	<b>0</b>	<b>0</b>	<b>5.2</b>	<b>4</b>	<b>0</b>	<b>0</b>	<b>0</b>	<b>0</b>	<b>1</b>	<b>0</b>	<b>1</b>	<b>0</b>	<b>0</b>
<b>ML Totals</b>		<b>25</b>	<b>16</b>	<b>3.68</b>	<b>62</b>	<b>62</b>	<b>1</b>	<b>0</b>	<b>0</b>	<b>384.0</b>	<b>348</b>	<b>163</b>	<b>157</b>	<b>36</b>	<b>10</b>	<b>127</b>	<b>5</b>	<b>275</b>	<b>17</b>	<b>0</b>

## CAREER TRANSACTIONS

**2007** — Selected by the Arizona Diamondbacks organization in the 1st round (ninth selection overall) of the First-Year Player Draft. **2011** — Traded to the Oakland Athletics with pitcher Ryan Cook and outfielder Collin Cowgill for pitchers Trevor Cahill and Craig Breslow and cash considerations, December 9.

## DIVISION SERIES RECORD

Year	Club/Opp	W	L	ERA	G	GS	CG	SHO	SV	IP	H	R	ER	HR	HB	BB	IBB	SO	WP	BK
2011	ARI vs. MIL	0	0	27.00	1	0	0	0	0	0.1	2	1	1	0	0	1	0	0	0	0
2012	OAK vs. DET	0	2	4.26	2	2	0	0	0	12.2	14	7	6	1	1	2	0	11	2	0
2013	OAK vs. DET	1	0	5.40	1	1	0	0	0	5.0	5	3	3	0	0	1	0	1	0	0
<b>Totals</b>		<b>1</b>	<b>2</b>	<b>5.00</b>	<b>4</b>	<b>3</b>	<b>0</b>	<b>0</b>	<b>0</b>	<b>18.0</b>	<b>21</b>	<b>11</b>	<b>10</b>	<b>1</b>	<b>1</b>	<b>4</b>	<b>0</b>	<b>12</b>	<b>2</b>	<b>0</b>

## VS. THE AMERICAN LEAGUE

2013	CAREER													
	ERA	W	L	S	G	IP	ER	vs. TEAM	ERA	W	L	S	G	IP
4.73	1	1	0	2	13.1	7	Baltimore	5.33	2	1	0	4	25.1	15
2.57	0	0	0	1	7.0	2	Boston	1.77	2	0	0	3	20.1	4
1.35	2	0	0	2	13.1	2	Chicago	1.37	2	0	0	3	19.2	3
7.20	0	1	0	1	5.0	4	Cleveland	4.50	2	1	0	3	18.0	9
21.60	0	1	0	1	3.1	8	Detroit	10.00	0	2	0	2	9.0	10
1.17	0	0	0	2	15.1	2	Houston	1.17	0	0	0	2	15.1	2
2.03	0	0	0	2	13.1	3	Kansas City	3.50	0	1	0	3	18.0	7
8.68	1	1	0	4	18.2	18	Los Angeles	5.05	2	3	0	8	46.1	26
2.25	1	0	0	2	12.0	3	Minnesota	2.63	2	0	0	4	24.0	7
2.25	0	0	0	1	8.0	2	New York	1.50	1	0	0	3	24.0	4
—	0	0	0	0	0.0	0	Oakland	—	0	0	0	0	0.0	0
5.12	2	2	0	5	31.2	18	Seattle	5.19	3	3	0	7	43.1	25
2.70	0	1	0	2	13.1	4	Tampa Bay	3.55	0	2	0	4	25.1	10
3.12	3	1	0	4	26.0	9	Texas	2.93	6	1	0	7	46.0	15
4.50	1	0	0	1	6.0	3	Toronto	3.46	1	0	0	2	13.0	5

## VS. THE NATIONAL LEAGUE

2013	CAREER													
	ERA	W	L	S	G	IP	ER	vs. TEAM	ERA	W	L	S	G	IP
—	0	0	0	0	0.0	0	Arizona	10.80	0	1	0	1	5.0	6
—	0	0	0	0	0.0	0	Colorado	0.00	1	0	0	1	7.0	0
—	0	0	0	0	0.0	0	Los Angeles	0.00	0	0	0	1	5.2	0
0.00	0	0	0	1	3.2	0	St. Louis	0.00	0	0	0	1	3.2	0
2.57	1	0	0	1	7.0	2	San Francisco	5.40	1	1	0	3	15.0	9

## MONTHLY BREAKDOWN

2013	CAREER													
	ERA	W	L	S	G	IP	ER	by MONTH	ERA	W	L	S	G	IP
7.36	1	4	0	6	29.1	24	April	6.31	1	4	0	7	35.2	25
3.62	2	2	0	5	32.1	13	May	3.38	3	4	0	11	66.2	25
2.08	3	0	0	6	39.0	9	June	2.13	6	1	0	11	72.0	17
3.91	0	0	0	4	25.1	11	July	4.69	3	1	0	9	55.2	29
2.23	4	0	0	6	44.1	11	August	3.35	6	3	0	12	80.2	30
6.41	2	2	0	5	26.2	19	September	3.74	5	3	0	11	67.1	28
—	0	0	0	0	0.0	0	October	4.50	1	0	0	1	6.0	3

## PITCHING BREAKDOWN

2013	CAREER													
	ERA	W	L	S	G	IP	ER	by CATEGORY	ERA	W	L	S	G	IP
4.16	7	4	0	18	110.1	51	Home	3.33	13	9	0	34	216.0	80
3.74	5	4	0	14	86.2	36	Road	4.13	12	7	0	28	168.0	77
4.32	5	3	0	13	77.0	37	Day	3.60	10	5	0	22	135.0	54
3.75	7	5	0	19	120.0	50	Night	3.72	15	11	0	40	249.0	103
3.95	6	6	0	19	114.0	50	Pre-ASG	3.53	11	10	0	33	199.0	78
4.01	6	2	0	13	83.0	37	Post-ASG	3.84	14	6	0	29	185.0	79
3.97	12	8	0	32	197.0	87	Starter	3.68	25	16	0	62	384.0	157
—	0	0	0	0	0.0	0	Reliever	—	0	0	0	0	0.0	0

## BALLPARK BREAKDOWN

	ERA	W	L	S	G	IP	ER
Angel Stadium of Anaheim	2.61	1	0	0	2	10.1	3
AT&T Park	27.00	0	1	0	1	2.0	6
Ballpark in Arlington	3.60	2	1	0	3	20.0	8
Camden Yards	4.85	1	0	0	2	13.0	7
Chase Field	5.06	0	1	0	2	10.2	6
Coors Field	0.00	1	0	0	1	7.0	0
Fenway Park	1.35	1	0	0	1	6.2	1
Kauffman Stadium	4.91	0	1	0	2	11.0	6
Minute Maid Park	1.29	0	0	0	1	7.0	1
O.co Coliseum	3.42	13	9	0	33	210.1	80
Progressive Field	8.10	1	1	0	2	10.0	9
Rogers Centre	4.50	1	0	0	1	6.0	3
Safeco Field	5.11	2	1	0	4	24.2	14
Target Field	3.00	1	0	0	3	18.0	6
Tropicana Field	2.92	0	1	0	2	12.1	4
U.S. Cellular Field	2.57	1	0	0	1	7.0	2
Yankee Stadium	1.13	0	0	0	1	8.0	1

## FIELDING STATISTICS

Pitcher								
Year	Pct.	G	PO	A	E	TC	DP	
2011	1.000	1	0	1	0	1	0	0
2012	.889	29	9	15	3	27	2	
2013	.897	32	14	21	4	39	0	
<b>Totals</b>	<b>.896</b>	<b>62</b>	<b>23</b>	<b>37</b>	<b>7</b>	<b>67</b>	<b>2</b>	

## PARKER'S CAREER BESTS

**Low Hit Complete Game:** 8, August 19, 2013 vs. Seattle

**Innings Pitched:** 9.0, August 19, 2013 vs. Seattle

**Strikeouts:** 9, June 27, 2012 at Seattle

**Pitches:** 117, August 24, 2013 at Baltimore

**Longest Winning Streak:** 9, May 28, 2013 to September 4, 2013

**Longest Losing Streak:** 4, April 2 to 25, 2013

**Longest Scoreless Streak:** 18.0, May 23 to June 4, 2012

## PARKER'S 2013 STARTS

Date	Opponent	Score	Dec	ERA	IP	H	R	ER	BB	SO	HR	#PIT
April 2	Seattle	1-7	L	7.20	5.0	5	4	4	3	1	1	95
April 9	at Los Angeles (AL)	9-5	--	6.48	3.1	9	2	2	3	1	0	74
April 14	Detroit	1-10	L	10.50	3.1	9	8	8	2	2	1	76
April 20	at Tampa Bay	0-1	L	7.50	6.1	6	1	1	2	5	1	91
April 25	Baltimore	2-10	L	8.10	5.1	8	6	6	3	5	1	98
April 30	Los Angeles (AL)	10-6	W	7.36	6.0	6	4	3	3	4	0	96
May 6	at Cleveland	1-5	L	7.34	5.0	7	4	4	2	7	4	93
May 11	at Seattle	4-3	W	6.86	6.1	3	3	3	4	5	1	85
May 17	Kansas City	2-1	--	6.04	7.0	4	1	1	2	5	0	98
May 22	at Texas	1-3	L	5.76	7.0	6	2	3	1	5	2	96
May 28	San Francisco	6-3	W	5.40	7.0	5	2	2	1	4	0	94
June 2	Chicago (AL)	2-0	W	4.90	6.1	2	0	0	2	7	0	105
June 7	at Chicago (AL)	4-3	W	4.68	7.0	5	3	2	2	4	1	92
June 13	New York (AL)	3-2 (18)	--	4.45	8.0	5	2	2	2	2	1	108
June 18	at Texas	6-2	W	4.30	7.0	3	2	2	2	4	0	91
June 23	at Seattle	3-6 (10)	--	4.27	7.0	5	3	3	1	6	2	108
June 29	St. Louis	1-7	--	4.11	3.2	2	0	0	0	3	0	48
July 6	at Kansas City	3-4	--	4.04	6.1	5	3	2	3	4	1	101
July 12	Boston	2-4	--	3.95	7.0	3	2	2	0	3	0	93
July 23	at Houston	4-5	--	3.79	7.0	5	2	1	2	4	0	93
July 28	Los Angeles (AL)	10-6	--	4.07	5.0	5	6	6	7	3	0	95
Aug. 3	Texas	4-2	W	4.02	6.0	6	2	2	2	6	1	107
Aug. 9	at Toronto	14-6	W	4.04	6.0	6	3	3	1	6	0	99
Aug. 14	Houston	1-2 (11)	--	3.87	8.1	8	1	1	1	6	1	97
Aug. 19	Seattle	2-1	W	3.71	9.0	8	1	1	0	8	0	100
Aug. 24	at Baltimore	2-1	W	3.58	8.0	5	1	1	3	5	1	117
Aug. 30	Tampa Bay	4-3	--	3.59	7.0	6	3	3	3	3	0	108
Sept. 4	Texas	11-4	W	3.57	6.0	5	2	2	0	4	0	87
Sept. 10	at Minnesota	3-4	--	3.55	6.0	7	2	2	3	4	2	101
Sept. 16	Los Angeles (AL)	1-12	L	3.81	4.1	8	8	7	2	3	0	78
Sept. 21	Minnesota	9-1	W	3.74	6.0	4	1	1	0	1	1	93
Sept. 28	at Seattle	5-7	L	3.97	4.1	7	7	7	1	4	3	76

### ATHLETICS HOME RUN DERBY PARTICIPANTS

2013	*Yoenis Céspedes	1992	*Mark McGwire
2001	Jason Giambi	1990	Mark McGwire and Jose Canseco
1999	John Jaha	1987	Mark McGwire
1997	Mark McGwire	1986	Jose Canseco
1996	Mark McGwire		
1994	Ruben Sierra		<i>*indicates winner</i>



**INFIELDER****Height/Weight:** 6-0 / 190**Bats/Throws:** Switch / Right**Birthdate:** October 31, 1985**Opening Day Age:** 28**Birthplace/Resides:** Brockport, New York / El Cajon, California**Major League Service:** 1 year, 20 days**Obtained:** Acquired from the San Diego Padres with pitcher Andrew Werner for pitcher Tyson Ross and minor league first baseman A.J. Kirby-Jones, November 16, 2012**Contract Status:** First year of a one-year contract through 2014.**CAREER HIGHLIGHTS**

Hit .118 in 14 games with the A's last year after batting .200 in 79 games with San Diego in 2011 and 2012...is a .186 career hitter...was originally drafted by the Padres in the 26th round of the 2007 draft and is a .262 (603-for-2302) hitter with 145 doubles, 14 triples, 40 home runs and 286 RBI in 674 games over seven seasons in the minors...has 329 walks for a .361 on-base percentage...named to the Texas League's Southern Division All-Star Team in 2010 and was a Midwest League Midseason All-Star in 2008...played for Peoria in the Arizona Fall League in 2010.

**2013 HIGHLIGHTS**

Had two stints with Oakland and went 4-for-34 (.118) with two doubles and one RBI in 14 games...struck out 12 times in 36 plate appearances...the switch-hitter went 3-for-18 (.167) against left-handed pitching compared to 1-for-16 (.063) against right-handers...was 0-for-15 in Oakland...started four games at second base, two at shortstop and one at third base...made all seven of his starts batting ninth...also went 0-for-3 as a pinch hitter...was recalled from Triple-A Sacramento the first time April 10 went 3-for-24 (.125) with a double in nine games, including six starts, before he was optioned April 25...returned to Oakland when rosters expanded Sept. 1 and went 1-for-10 (.100) in five games, including a start at shortstop Sept. 16 against Los Angeles (AL).

**SACRAMENTO:** Spent the balance of the season with Sacramento where he hit .210 with a .300 on-base percentage and .302 slugging percentage in 108 games...all three figures were his lowest as a minor leaguer...the slugging percentage was the lowest mark in the Pacific Coast League and the batting average and on-base percentage were second lowest...had four home runs and 36 RBI in 108 games...struck out 102 times...hit .202 (59-for-292) with all four of his home runs against right-handed pitching compared to .240 (18-for-75) against left-handers...belted all four of his home runs at home...batted .176 with the bases empty compared to .246 with runners on...was 7-for-52 (.135) with runners in scoring position and two outs...appeared in 85 games at shortstop, 18 at third base and five at second base...committed 15 errors at shortstop for a .961 fielding percentage...had four errors at third base (.917) and none at second base...batted .192 as a shortstop and .275 with two of his four home runs as a second baseman and third baseman...saw his most action with 84 games batting ninth...went 4-for-23 (.174) with one RBI over his first six games before he was promoted to Oakland April 10 when Scott Sizemore went on the disabled list...returned to Sacramento April 26 and went 3-for-31 (.097) over his first 10 games to drop his overall batting average to .130...hit .238 over a 23-game stretch from May 8 to June 3 to lift his average to .196...went 4-for-5 with three RBI May 26 at Tucson...the four hits were a season high...homered in back-to-back games May 29 and 30 against Salt Lake and hit three of his four home runs over a 12-game stretch from May 17-30...had 10 of his 36 RBI over a five-game stretch from May 25-30...had a grand slam and a season-high four RBI in the game on the 30th against the Bees...was batting .184 entering play June 23 but a six-game hitting streak (10-for-23, .435) through June 29 lifted his average above .200 (.213)...hit .247 in the month of July, his best single month batting average in 2013...had a season-high nine-game hitting streak from July 31 to August 10 (9-for-29, .310) to lift his overall batting average to .227...then went 7-for-59 (.119) over his final 19 games to finish the year at .210...went 0-for-4 and matched his season high with four strikeouts Aug. 12 at Iowa (also May 21 against New Orleans).

## CAREER

**2012**— Split his season between San Diego and Triple-A Tucson, batting .207 in 55 games with the Padres and .328 in 65 games with Tucson...added a home run and six RBI with San Diego in his second season in the majors...walked 17 times, seven of which were intentional...batted .174 in 40 games before the All-Star Break...then hit .333 in 15 games during a September call-up...batted .214 against left-handed pitching compared to .203 against right-handers...had a .239 average with the bases empty compared to .163 with runners on, including .143 with runners in scoring position...was 7-for-25 (.280) when leading off an inning...made 22 starts at shortstop, eight at second base and one at third base...also appeared in one game in right field...all six of his errors came as a shortstop where he had a .940 fielding percentage...was 3-for-13 (.231) with a RBI, walk and eight strikeouts as a pinch hitter...was on the Padres Opening Day roster for the first time...hit his first Major League home run April 8 against Los Angeles (NL), a fourth inning solo shot off Aaron Harang...also singled for his first career multiple-hit game...hit safely in a career-high five consecutive games from April 15 to 24 (6-for-16, .375)...was batting .320 over his first 11 games through April 24...then went 8-for-66 (.121) over his next 28 games before going on the disabled list May 31 with a sprained right wrist...had a career-long 0-for-19 streak from May 9 to 21...had his first career two-RBI game May 24 at New York (NL)...hit .375 during a six-game rehab assignment with Tucson before he was reinstated from the DL June 24...went 0-for-1 June 25 at Houston and was optioned to Tucson following the game...returned to San Diego Sept. 4, going 8-for-24 (.333) with six walks (.452 on-base percentage) over his final 15 games...in addition to his .328 batting average, he added 23 doubles and 32 RBI in 65 games with Tucson...walked 25 times to fuel a .400 on-base percentage...the batting average and on-base percentage were his best as a minor leaguer...hit .348 against left-handed pitching compared to .319 against right-handers...had a .306 batting average with the bases empty, .363 with runners on...was 26-for-61 (.426) with runners in scoring position, including 13-for-29 (.448) with RISP and two outs...batted .348 at home, .309 on the road...appeared in 39 games at shortstop, 11 at second base, six in left field and four at third base...committed six errors as a shortstop (.964 fielding percentage), one as a second baseman (.982), one as a third baseman (.875) and one as an outfielder (.917)...had two outfield assists...hit .413 with a .500 on-base percentage in 19 games batting leadoff...went 8-for-16 (.500) with nine runs, five doubles, his lone home run of the season and eight RBI during a four-game series against Salt Lake June 30-July 3...had a season-high three doubles on the 30th...went 4-for-5 on the 2nd to boost his Triple-A batting average to .404, but he went 12-for-54 (.222) over his next 16 games to slip to .307...collected his second four-hit game of the season Aug. 4 at Round Rock...batted .360 in 28 games in August to lift his average to .335...then went 2-for-11 (.182) in three games in September to finish the year at .328.

**2011**—Made his Major League debut with the Padres after playing for both Double-A San Antonio and Triple-A Tucson...had his contract selected Aug. 26 and made his Big League debut that day at Arizona...collected his first hit Aug. 28 at Arizona in a start in right field...made 13 starts for the Padres, including seven at third base, three at second base, two at shortstop and one in right field...did not commit an error over 127.0 combined innings...began the year at Tucson before being transferred to San Antonio...hit over .300 at each stop, combining to hit .315 with 12 home runs and 56 RBI in 88 games...the RBI are a career-high...played for Cibao in the Dominican Winter League following the season and hit .192 with 11 walks in 16 games.

**2010**—Played significant time at five different positions en route to 125 games for Double-A San Antonio...named to the Texas League's Southern Division All-Star team...played first base (2), second base (26), third base (17), shortstop (44), left field (20), center field (1) and right field (10)...also had 37 at-bats in 10 games as the designated hitter...finished third in the Texas League in walks (68) and was tied for sixth in doubles (28)...had minor league career-highs in games, at bats (410), runs (70), doubles, triples (4), and home runs (11)...batted .349 (22-for-63) with seven doubles, four RBI, 12 runs and nine walks in 20 games for the Arizona Fall League's Peoria Saguaros.

**2009**—Batted .249 with two home runs and 32 RBI between Single-A Fort Wayne and Single-A Lake Elsinore...appeared in 51 games at second base, 20 at third base, 14 at shortstop, four at first base, two in left field and one in center field...played 94 of his 99 games with Lake Elsinore...began the season playing in eight games for the Storm before being sent to Fort Wayne April 23 for five games...returned to Lake Elsinore April 29 for the remainder of the season...went 2-for-7 (.286) in two postseason games.

**2008**—Named as a starter to the Midwest League Midseason All-Star Team with Fort Wayne...ranked second in the league in walks (71) and sixth in on-base percentage (.366)...the walks were a career-high as were his eight stolen bases and 127 strikeouts...appeared in 89 games at second base, 15 at third base and 13 at shortstop.

**2007**—Drew 30 walks in 69 games during his first professional season at Single-A Eugene...batted .271 with three home runs and 38 RBI in 69 games...added a team-leading 20 doubles...appeared in 47 games at shortstop and 20 at second base.

## PERSONAL/MISCELLANEOUS

Andrew B. Parrino was originally signed by Padres scout Jim Bretz...was the 2007 MAAC Player of the Year for Le Moyne College...named third-team All-America by Louisville Slugger and *Collegiate Baseball*...helped lead the Dolphins to the MAAC championship and the program's fourth appearance in the NCAA Tournament...only the 12th position player and the sixth infielder to be selected in the amateur draft in Le Moyne College history.

## LIFETIME PLAYING RECORD

Year	Club	AVG.	G	AB	R	H	2B	3B	HR	RBI	SH	SF	HP	BB	SO	SB	CS	SLG	OBP	E
2007	Eugene	.271	69	251	32	68	20	1	3	38	1	0	7	30	73	2	2	.394	.365	10
2008	Fort Wayne	.252	120	405	67	102	20	0	7	43	4	3	4	71	127	8	5	.353	.366	21
2009	Fort Wayne	.500	5	18	3	9	2	0	0	3	0	0	0	3	3	0	0	.611	.571	0
	Lake Elsinore	.235	94	311	52	73	16	1	2	29	1	4	4	51	85	8	2	.312	.346	12
2010	San Antonio	.246	125	410	70	101	28	4	11	49	4	2	8	68	115	4	2	.415	.363	16
2011	Tucson	.327	48	153	26	50	13	1	3	24	0	4	5	16	25	2	1	.484	.399	4
	San Antonio	.303	40	152	28	46	7	1	9	32	1	3	1	22	40	3	1	.539	.388	5
	SAN DIEGO	.182	24	44	3	8	1	0	0	4	0	1	1	9	17	1	0	.205	.327	0
2012	SAN DIEGO	.207	55	116	9	24	5	0	1	6	2	1	2	17	35	1	0	.276	.316	6
	Tucson	.328	65	235	43	77	23	3	1	32	0	1	4	25	49	6	2	.464	.400	9
2013	Sacramento	.210	108	367	43	77	16	3	4	36	3	2	5	43	102	3	1	.302	.300	19
	OAKLAND	.118	14	34	2	4	2	0	0	1	0	0	0	2	12	0	0	.176	.167	1
<b>AL Totals</b>		<b>.118</b>	<b>14</b>	<b>34</b>	<b>2</b>	<b>4</b>	<b>2</b>	<b>0</b>	<b>0</b>	<b>1</b>	<b>0</b>	<b>0</b>	<b>0</b>	<b>2</b>	<b>12</b>	<b>0</b>	<b>0</b>	<b>.176</b>	<b>.167</b>	<b>1</b>
<b>NL Totals</b>		<b>.200</b>	<b>79</b>	<b>160</b>	<b>12</b>	<b>32</b>	<b>6</b>	<b>0</b>	<b>1</b>	<b>10</b>	<b>2</b>	<b>2</b>	<b>3</b>	<b>26</b>	<b>52</b>	<b>2</b>	<b>0</b>	<b>.256</b>	<b>.319</b>	<b>6</b>
<b>ML Totals</b>		<b>.186</b>	<b>93</b>	<b>194</b>	<b>14</b>	<b>36</b>	<b>8</b>	<b>0</b>	<b>1</b>	<b>11</b>	<b>2</b>	<b>2</b>	<b>3</b>	<b>28</b>	<b>64</b>	<b>2</b>	<b>0</b>	<b>.242</b>	<b>.295</b>	<b>7</b>

## CAREER TRANSACTIONS

**2007** — Selected by the San Diego Padres organization in the 26th round of the First-Year Player Draft. **2012** — On the disabled list, May 31 to June 23; included rehabilitation assignment to Tucson, June 15 to 23. Traded to the Oakland Athletics with pitcher Andrew Werner for pitcher Tyson Ross and minor league first baseman, A.J. Kirby-Jones, November 16.

## OAKLAND A'S LONGEST INTERLEAGUE HITTING STREAKS

17	Eric Byrnes, June 5, 2003-June 7, 2004
13	Eric Chavez, July 12, 2001-June 18, 2002
12	Jed Lowrie, May 27-June 30, 2013
12	Yoenis Céspedes, June 23, 2012-June 28, 2013
12	Eric Chavez, June 23, 2002-June 11, 2003

## VS. THE AMERICAN LEAGUE

2013					CAREER					
AVG.	AB	H	HR	RBI	vs. TEAM	AVG.	AB	H	HR	RBI
.333	6	2	0	0	Boston	.333	6	2	0	0
.000	6	0	0	0	Detroit	.000	6	0	0	0
.000	3	0	0	0	Houston	.000	4	0	0	0
.100	10	1	0	0	Los Angeles	.077	13	1	0	0
.000	3	0	0	0	Minnesota	.000	3	0	0	0
.500	2	1	0	1	Seattle	.500	2	1	0	1
.000	3	0	0	0	Tampa Bay	.000	3	0	0	0
.000	1	0	0	0	Texas	.000	1	0	0	0

## VS. THE NATIONAL LEAGUE

2013					CAREER					
AVG.	AB	H	HR	RBI	vs. TEAM	AVG.	AB	H	HR	RBI
—	0	0	0	0	Arizona	.261	23	6	0	2
—	0	0	0	0	Atlanta	—	0	0	0	0
—	0	0	0	0	Chicago	.300	10	3	0	1
—	0	0	0	0	Cincinnati	—	0	0	0	0
—	0	0	0	0	Colorado	.281	32	9	0	3
—	0	0	0	0	Los Angeles	.222	18	4	1	1
—	0	0	0	0	Miami	.250	4	1	0	0
—	0	0	0	0	Milwaukee	.222	9	2	0	0
—	0	0	0	0	New York	.100	10	1	0	2
—	0	0	0	0	Philadelphia	.111	9	1	0	0
—	0	0	0	0	Pittsburgh	—	0	0	0	0
—	0	0	0	0	St. Louis	.286	7	2	0	0
—	0	0	0	0	San Diego	—	0	0	0	0
—	0	0	0	0	San Francisco	.087	23	2	0	1
—	0	0	0	0	Washington	.091	11	1	0	0

## MONTHLY BREAKDOWN

2013					CAREER					
AVG.	AB	H	HR	RBI	by MONTH	AVG.	AB	H	HR	RBI
.125	24	3	0	0	April	.175	63	11	1	1
—	0	0	0	0	May	.154	52	8	0	2
—	0	0	0	0	June	.000	1	0	0	0
—	0	0	0	0	July	—	0	0	0	0
—	0	0	0	0	August	.250	8	2	0	0
.100	10	1	0	1	September	.215	65	14	0	8
—	0	0	0	0	October	.200	5	1	0	0

## BATTING BREAKDOWN

2013					CAREER					
AVG.	AB	H	HR	RBI	by CATEGORY	AVG.	AB	H	HR	RBI
.000	15	0	0	0	Home	.198	86	17	1	7
.211	19	4	0	1	Road	.176	108	19	0	4
.154	13	2	0	1	Day	.195	82	16	1	5
.095	21	2	0	0	Night	.179	112	20	0	6
.125	24	3	0	0	Pre-ASG	.164	116	19	1	3
.100	10	1	0	1	Post-ASG	.218	78	17	0	8
.167	18	3	0	0	vs. LHP	.194	67	13	0	3
.063	16	1	0	1	vs. RHP	.181	127	23	1	8
.154	13	2	0	1	RISP	.163	43	7	0	9
---	0	0	0	0	Bases Loaded	.000	3	0	0	1
.000	3	0	0	0	Pinch Hitter	.176	17	3	0	1
—	0	0	0	0	Designated Hitter	—	0	0	0	0

## BALLPARK BREAKDOWN

	AVG.	AB	H	HR	RBI
Angel Stadium	.167	6	1	0	0
AT&T Park	.000	15	0	0	0
Busch Stadium	.286	7	2	0	0
Chase Field	.250	12	3	0	0
Citi Field	.100	10	1	0	2
Citizens Bank Park	.000	6	0	0	0
Coors Field	.250	16	4	0	1
Dodger Stadium	.250	8	2	0	0
Fenway Park	.333	6	2	0	0
Miller Park	.200	5	1	0	0
Minute Maid Park	.000	1	0	0	0
Nationals Park	.000	4	0	0	0
O.co Coliseum	.000	15	0	0	0
PETCO Park	.239	71	17	1	7
Safeco Field	.500	2	1	0	1
Target Field	.000	2	0	0	0
Tropicana Field	.000	3	0	0	0
Wrigley Field	.400	5	2	0	0

## FIELDING STATISTICS

### Second Base

Year	Pct.	G	PO	A	E	TC	DP
2011	1.000	3	6	9	0	15	2
2012	1.000	15	18	20	0	38	5
2013	.952	5	12	8	1	21	2
<b>Totals</b>	<b>.986</b>	<b>23</b>	<b>36</b>	<b>37</b>	<b>1</b>	<b>74</b>	<b>9</b>

### Third Base

Year	Pct.	G	PO	A	E	TC	DP
2011	1.000	11	6	16	0	22	2
2012	1.000	2	0	4	0	4	0
2013	1.000	2	1	2	0	3	0
<b>Totals</b>	<b>1.000</b>	<b>15</b>	<b>7</b>	<b>22</b>	<b>0</b>	<b>29</b>	<b>2</b>

### Shortstop

Year	Pct.	G	PO	A	E	TC	DP
2011	1.000	4	1	10	0	11	2
2012	.940	26	26	68	6	100	11
2013	1.000	7	1	12	0	13	1
<b>Totals</b>	<b>.952</b>	<b>37</b>	<b>28</b>	<b>90</b>	<b>6</b>	<b>124</b>	<b>14</b>

### Outfield

Year	Pct.	G	PO	A	E	TC	DP
2011	1.000	5	5	0	0	5	0
2012	—	1	0	0	0	0	0
<b>Totals</b>	<b>1.000</b>	<b>6</b>	<b>5</b>	<b>0</b>	<b>0</b>	<b>5</b>	<b>0</b>

## PARRINO'S CAREER BESTS

**Hits:** 2 (four times), last: September 20, 2012 at Arizona

**Home Runs:** 1, April 8, 2012 vs. Los Angeles (NL)

**Runs Batted In:** 2, May 24, 2012 at New York (NL)

**Stolen Bases:** 1 (twice), last: April 24, 2012 vs. Washington

**Hitting Streak:** 5, April 15 to 24, 2012

**Hitless Streak (At Bats):** 19, May 9 to 21, 2012

**Game Ending RBI:** None.

**Grand Slams:** None.

**Pinch-Hit Home Runs:** None.

**Inside-The-Park Home Runs:** None.

**Lead Off Home Runs:** None.

**INFIELDER****Height/Weight:** 5-10 / 160**Bats/Throws:** Switch / Right**Birthdate:** July 27, 1989**Opening Day Age:** 24**Birthplace/Resides:** Maracay, Aragua, Venezuela / Maracay, Aragua, Venezuela**Major League Service:** None**Obtained:** Signed to a minor league contract, November 19, 2012**Contract Status:** First year of a one-year contract through 2014.**NON-ROSTER INVITEE****CAREER HIGHLIGHTS**

Is a .251 career hitter with 99 doubles, 36 triples and 19 home runs and 278 RBI in 767 career minor league games over eight seasons with the Los Angeles Angels (2006-12) and Oakland A's (2013) organizations...also has 111 stolen bases...has played in 631 games at shortstop, 118 at second base and four at third base...selected to the Texas League Midseason All-Star team in 2011.

**2013 HIGHLIGHTS**

Spent his first season in the A's organization at Double-A Midland and batted .237 with three home runs and 34 RBI in 115 games...had a career-high 19 doubles and 103 strikeouts and matched his best with four sacrifice flies...was 19-for-23 (82.6%) in stolen base attempts, his sixth consecutive season with double digits in steals...tied for seventh in the A's farm system in stolen bases and tied for eighth in triples (5)...hit .245 (75-for-306) against right-handed pitching compared to .207 (18-for-87) against left-handers...batted .317 with two of his three home runs and 25 of his 34 RBI at home, .162 on the road...all three of his home runs came with runners on base...hit .298 with two home runs in 15 day games, .226 with one home run in 110 games at night...had a .190 batting average with runners in scoring position, including .190 with RISP and two outs...appeared in 67 games at shortstop, 45 at second base, one at third base and one in left field...committed 13 errors as a shortstop (.956 fielding percentage) and eight at a second baseman (.960)...hit in every spot in the order except third, fourth and fifth...saw his most action batting ninth (73 games)...played for Magallanes in the Venezuelan Winter League following the season and hit .276 in 13 games...added 11 walks for a .463 on-base percentage.

**MIDLAND:** Went 1-for-6 with a season-high four strikeouts on Opening Day April 4 against Northwest Arkansas...batted .143 over his first 12 games...then had a five-game hitting streak from April 21 to 26 (8-for-18, .444)...scored a season-high three runs April 24 against Corpus Christi...had his first three-hit game of the season the next day against the Hooks...batted .246 in April, which was his best average for any month in 2013...hit .245 in May...matched his season-high with three hits May 4 against Frisco...that was part of a six-game hitting streak from May 3 to 11, which pushed his average to a season-high .268...then went 1-for-21 over his next seven games...had season highs in runs (3), RBI (4) and stolen bases (3) May 20 against Corpus Christi...hit his third and final home run of the season June 16 at Frisco...finished the season with a 55-game homerless streak...was batting .255 at the conclusion of play June 23...then went 12-for-76 (.158) over his next 21 games from June 26 to July 24 to fall to .231...went 24 consecutive games without an RBI from July 18 to Aug. 11...drew a season-high three walks Aug. 7 at Tulsa...had a season-best seven-game hitting streak from Aug. 9 to 17 (8-for-25, .320)...matched his season-high with three hits Aug. 21 at Corpus Christi...matched his season-high with three walks Aug. 23 at Corpus Christi.

**CAREER**

**2012**—Spent the entire season at Double-A Arkansas for the second consecutive year and batted .214 with six home runs and 36 RBI in 126 games...had career-highs in games and home runs...however, his batting average was a career-low and second lowest among Texas League qualifiers...also had a career-low .293 on-base percentage...led the Travelers in walks (44) and strikeouts (98)...batted .225 against right-handed pitching compared to .183 against left-handers...had a .192 batting average with two home runs and 12 RBI in 67 games in the first half...then batted .242 with four home runs and 24 RBI in 59 games during the second half...hit .196 with runners in scoring position, including .128 with RISP and

two outs...batted .311 in the ninth inning or later...four of his six home runs came after the sixth inning...committed four errors in 63 games at shortstop (.986 fielding percentage) and four in 59 games at second base (.985 fielding percentage)...also appeared in two games at third base...hit in every spot in the order except third, fourth and fifth...batted .287 with four home runs and 21 RBI in 45 games hitting ninth...had a .174 average with two home runs and 15 RBI in 81 games in all other spots in the order...hit safely in each of his first five games (5-for-17, .294), which would be his longest hitting streak of the season...had four other five-game hitting streaks...then hit .164 over his next 44 games through May 31...had two two-steal games over a seven-game stretch on May 18 against Northwest Arkansas and May 26 at San Antonio...went 28 consecutive games without an RBI from May 24 to June 23...batted .145 in the month of May to drop his overall batting average to a season-low .178...hit safely in eight of his first nine games in June (10-for-32, .313) but then went 9-for-68 (.132) over a 23-game stretch from June 11 to July 14...had a 39-game errorless streak as a shortstop from June 6 to Aug. 22...went 47 consecutive games without an error at any position from June 20 to Aug. 22...had his first of three three-hit games July 2 at Frisco...his second came July 18 at Northwest Arkansas when he also doubled twice...went 3-for-4 with a home run July 31 against Springfield...that snapped a 73-game homerless streak...hit four of his six home runs over a 10-game stretch from July 31 to Aug. 10...including a two-homer game Aug. 10 at Corpus Christi...had his third two-steal game of the season Aug. 20 against San Antonio...finished August with a .267 batting average in 29 games...batted .282 with four home runs and 18 RBI in 39 games for Magallanes in the Venezuelan Winter League following the season.

**2011**—Hit .257 with two home runs and 51 RBI in 121 games with Arkansas in his first full season at the Double-A level...had career-highs in at bats (424), hits (109), RBI (51), walks (69), stolen bases (23) and hit by pitches (6)...tied for fourth in the Texas League in walks and triples (6) and ranked seventh in stolen bases...was selected to the TL Mid-Season All-Star team...led the Travelers in walks and sacrifice hits (11)...had a .312 batting average and 34 RBI in 62 games in the first half...then hit .199 with 17 RBI in 59 games in the second half...batted .301 with runners in scoring position...hit .260 with both of his home runs against right-handed pitching, .250 against left-handers...appeared in 118 games at shortstop and three at second base...committed just nine errors, all at shortstop, for a .981 fielding percentage, which was the best mark among TL shortstops...hit .292 in 89 games batting second...did not commit an error in his first 37 games...had two-steal games April 16 against Midland, April 18 against Frisco and June 10 against Northwest Arkansas...compiled a season-high 10-game hitting streak from April 28 to May 9 (14-for-37, .378)...had his first of three four-hit games May 6 at Tulsa...batted .315 in the month of May and then hit .340 in June...went 4-for-6 with a season-high four runs scored and a season-high tying three RBI June 21 at Springfield...matched his season-high with four hits July 15 at Tulsa...had two hits the next day to lift his average to .310...then hit .154 over his final 43 games...including .145 in August...went 7-for-28 (.250) with three RBI in seven postseason games for Arkansas...then played for Magallanes in the Venezuelan Winter League where he batted .233 with no home runs and 15 RBI in 51 games...ranked third in the league in on-base percentage (.411) and fourth in walks (35).

**2010**—Played at three different levels in the Angels farm system, combining for a .262 average, three home runs and 44 RBI in 120 games...had career highs in runs (67) and triples (8)...spent most of the year at Single-A Rancho Cucamonga where he hit .282 with seven triples in 97 games...also batted .191 in 13 games over two stints with Triple-A Salt Lake (June 25 to July 3 and Aug. 10-13) and .161 in 10 games with Arkansas from July 4 to 22...hit .279 against left-handed pitching compared to .255 with all three of his home runs and 36 of his 44 RBI against right-handers...committed 15 errors in 113 games at shortstop for a .972 fielding percentage...saw most of his action batting ninth (65 games)...hit .337 with runners in scoring position with Rancho Cucamonga...batted .314 with two of his three home runs in April...went 4-for-4 with four runs scored, a walk, double, triple and RBI May 28 at Visalia...hit .171 in 13 games during his second stay with Rancho Cucamonga from July 24 to Aug. 8...had a season-high 10-game hitting streak from Aug. 19 to 30 (15-for-36, .417)...was named Angels' Defensive Player of the Month in August...went 10-for-40 (.250) with three doubles, a home run and four RBI in 11 postseason games for Rancho Cucamonga...played for Magallanes in the Venezuelan Winter League following the season and went 3-for-11 (.273) in six games.

**2009**—Spent the entire season with Single-A Cedar Rapids of the Midwest League...hit .251 with two home runs and 42 RBI in 106 games...batted .301 with both of his home runs against left-handed pitching compared to .247 against right-handers...hit .196 before the All-Star Break, .317 after the break...had a .198 batting average with the bases empty compared to .338 with both of his home runs with run-

ners on base...batted .370 with runners in scoring position...had a .951 fielding percentage in 94 games at shortstop (19 errors) and a .982 mark in 11 games at second base (1 error)...saw his most action with 76 games batting ninth...batted .373 with two home runs and 20 RBI in 31 games in August and September...had no home runs and 22 RBI in 75 games over the first four months of the season...had a season-best seven-game hitting streak from Aug. 25-Sept. 3 (13-for-26, .500)...hit .333 (6-for-18) with two walks, a double and RBI in five postseason games for the Kernels.

**2008**—Spent most of the first part of the season in extended spring training...went 4-for-7 (.571) with a walk and RBI in two stints with Single-A Rancho Cucamonga during the time period...then joined Orem of the Pioneer Rookie League in June where he hit .280 in 67 games...combined at both stops to post career-highs in batting (.287), slugging (.425) and on-base percentage (.394)...appeared exclusively at shortstop on defense (70 games)...while at Orem, he led the PL in sacrifice hits (8), tied for second in triples (7) and walks (44) and ranked fourth in runs (59)...was successful in 14 of 16 (87.5%) stolen base attempts, which was second best in the league...hit .324 against left-handed pitching...compiled his best batting average in July when he batted .330 with all three of his home runs and 16 of his 28 RBI in 24 games...went 2-for-2 with four walks Aug. 10 against Missoula...batted .353 (6-for-17) with four runs, a double, triple, two RBI and two walks in four postseason games for the Owlz.

**2007**—Hit .253 with 22 RBI in 47 games with the Angels affiliate in the Arizona Rookie League in his first season in the United States...batted .327 with runners in scoring position and hit .306 during the day...all 47 of his appearances game at shortstop...led AZL shortstops in total chances (214) and assists (135) and tied for the lead in games played...also hit ninth in all 47 of his games...had an 11-game hitting streak from June 30 to July 15 (14-for-37, .378)...batted .328 in July.

**2006**—Made his professional debut with Angels affiliate in the Dominican Summer League and batted .246 with 41 walks (.363 on-base percentage) in 61 games...led DSL shortstops with a .962 fielding percentage in 60 games...also appeared in one game at third base.

## PERSONAL/MISCELLANEOUS

Darwin Eduardo Perez Murillo was originally signed by Angels' scout Amador Arias.

## LIFETIME PLAYING RECORD

Year	Club	AVG.	G	AB	R	H	2B	3B	HR	RBI	SH	SF	HP	BB	SO	SB	CS	SLG	OBP	E
2006	DSL Angels	.246	61	211	30	52	10	1	0	21	3	4	0	41	56	10	3	.303	.363	11
2007	AZL Angels	.253	47	162	24	41	7	2	0	22	4	1	3	25	43	4	1	.321	.361	13
2008	Rancho Cucamonga	.571	4	7	2	4	3	0	0	1	1	0	0	1	1	0	0	1.000	.625	1
	Orem	.280	67	261	59	73	11	7	3	27	8	0	2	44	63	14	2	.410	.388	19
2009	Cedar Rapids	.261	106	352	55	92	14	4	2	42	16	0	0	49	84	11	7	.341	.352	20
2010	Rancho Cucamonga	.282	97	326	60	92	6	7	2	36	13	2	4	32	76	15	8	.362	.352	12
	Arkansas	.161	10	31	3	5	0	0	0	1	0	0	0	6	7	0	0	.161	.297	2
	Salt Lake	.191	13	47	4	9	0	1	1	7	3	0	1	2	13	0	1	.298	.240	1
2011	Arkansas	.257	121	424	61	109	15	6	2	51	11	4	6	69	100	23	6	.335	.366	9
2012	Arkansas	.214	126	407	51	87	14	3	6	36	3	3	3	44	98	15	8	.307	.293	8
2013	Midland	.237	115	393	55	93	19	5	3	34	11	4	4	50	103	19	4	.333	.326	8
<b>Minor League Totals</b>		<b>.251</b>	<b>767</b>	<b>2621</b>	<b>404</b>	<b>657</b>	<b>99</b>	<b>36</b>	<b>19</b>	<b>278</b>	<b>73</b>	<b>18</b>	<b>23</b>	<b>363</b>	<b>644</b>	<b>111</b>	<b>40</b>	<b>.338</b>	<b>.345</b>	<b>104</b>

## CAREER TRANSACTIONS

**2005** — Signed by the Los Angeles Angels organization as a non-drafted free agent, July 30. **2012** — Elected free agency, November 2; signed by the Oakland Athletics to a minor league contract, November 19.



**OUTFIELDER****Height/Weight:** 6-0 / 210**Bats/Throws:** Left / Left**Birthdate:** February 11, 1988**Opening Day Age:** 26**Birthplace/Resides:** Fallbrook, California / Temecula, California**Major League Service:** 2 days**Obtained:** Acquired from the St. Louis Cardinals with Clayton Mortensen and Brett Wallace for Matt Holliday and cash, July 24, 2009**Contract Status:** First year of a one-year contract through 2014.**CAREER HIGHLIGHTS**

Made his Major League debut with Oakland in 2013 and went 1-for-7 (.143) in two games...is a .279 career hitter in 643 games over six minor league seasons...also has 332 walks for a .375 on-base percentage...has been successful in 73-of-88 (83.0%) stolen base attempts...was originally drafted by the St. Louis Cardinals in the second round of the 2008 draft but was traded to the Oakland A's July 24, 2009 as part of the Matt Holliday deal...was named to the New York-Penn League Midseason All-Star team in 2008, the Florida State League Midseason All-Star team in 2009 and the Texas League Midseason All-Star team in 2012...batted .433 in eight postseason games to lead Midland to the TL Championship in 2009.

**2013 HIGHLIGHTS**

Spent the entire season at Triple-A Sacramento with the exception of a two-day stay with Oakland in April...was recalled April 16 and went 0-for-4 in a start at first base against Houston that night in his Major League debut...also started at first the next day against the Astros and, after walking in the first inning, singled off Xavier Cedeno in the fourth inning for his first ML hit...was optioned back to Sacramento following the game after going 1-for-7 (.143) in two games with the A's...spent the balance of the season with the River Cats, batting .251 with 12 home runs and 79 RBI in 126 games...added 77 walks for a .358 on-base percentage...was 17-for-19 (89.5%) in stolen base attempts...had career highs in runs (70), home runs, RBI, walks, stolen bases and strikeouts (127) and matched his best in doubles (25)...tied for third in the Pacific Coast League in walks and ranked seventh in strikeouts (127)...ranked sixth in the A's farm system in walks and ninth in RBI...led Sacramento in strikeouts and tied for the team-lead in stolen bases...hit .284 (31-for-109) against left-handed pitching compared to .240 (85-for-354) against right-handers...hit five home runs against lefties (1 per 21.8 at bats) compared to seven against righties (1 per 50.6 at bats)...his average improved to .333 with runners in scoring position...batted .233 with six home runs and 45 RBI in 81 games before the All-Star Break, .281 with six home runs and 34 RBI in 45 games after the break...slugged .338 before the break, .473 after the break...hit .327 over the first four innings of a game compared to .186 from the fifth inning on...however, clubbed seven of his 12 home runs in the seventh inning or later...six of his home runs came with runners on base...appeared in 63 games in center field, 33 in left field, 14 in right field and 13 at first base...had nine assists in 110 games overall as an outfielder...committed three errors in the outfield (.987 fielding percentage) and one as a first baseman (.990)...also hit .350 in 10 games as the designated hitter...hit in every spot in the order, including 61 games in the three spot where he batted .301.

**SACRAMENTO:** Reached base safely via hit or walk in 35 of his first 36 games through May 16...batted .295 with a .427 on-base percentage over that span...scored a season-high four runs April 12 at Reno...went 14-for-27 (.519) with five multiple hit games over a six-game stretch from April 10 to 15 and was batting .410 with a .558 on-base percentage over his first 11 games before his promotion to Oakland April 16...finished April with a .437 on-base percentage and 24 walks in 22 games...ranked second in all of Minor League Baseball in walks in April...had a season-best 12-game hitting streak from April 30 to May 12...went 16-for-47 (.340) during the streak, which lifted his overall average to .303...that would be his last day over .300 as he hit .186 (41-for-220) over his next 60 games from May 13 to July 30...went 0-for-5 with five strikeouts May 25 at Tucson...hit .202 in June and .220 in July...his average dropped to a season-low .227 July 30 but he went 35-for-87 (.402) with five home runs and 24 RBI over his next 23 games from July 31 to Aug. 23...had his lone two-homer game of the season and drove in a season-high five runs Aug. 10 at Omaha...went 5-for-5 with two doubles and four RBI

Aug. 17 against Tucson...had season highs in hits and doubles in that game...went 4-for-37 (.108) over his final 10 games.

## CAREER

**2012**—Began the year at Double-A Midland for the second consecutive season but finished it by hitting .389 in 38 games with Triple-A Sacramento...combined for a .326 batting average, nine home runs and 46 RBI in 86 games overall...missed a month of the season while on the disabled list with a sprained right ankle...added 67 walks for a .460 on-base percentage...reached base safely via hit or walk in 78 of 86 games...had career-highs in batting, on-base percentage and slugging percentage (.510)...was successful in 13 of 16 (81.3%) stolen base attempts...ranked fifth in the A's farm system in walks...batted .343 against right-handed pitching compared to .280 against left-handers...hit .326 with runners in scoring position...had a .365 batting average during the day compared to .318 at night...batted .391 in the eighth inning or later...appeared in 60 games in left field, 20 in right field, one at first base and one in center field...also pitched once...was 3-for-10 (.300) with three RBI in four games as the designated hitter...hit in every spot in the order except first and saw his most action with 27 games hitting fifth...also went 19-for-45 (.422) in 13 games batting cleanup...played four games for Estrellas in the Dominican Winter League following the season, going 0-for-9 with a walk...hit .274 in 48 games with Midland...batted .344 during the day...had a .450 average in the first inning...hit .224 with the bases empty compared to .321 with runners on base...reached base safely via hit or walk in each of his first 17 games through April 23...batted .345 with a .493 on-base percentage over that span...had his first of two four-hit games April 15 against Springfield...stole a season-high two bases April 20 at San Antonio...walked in all four plate appearances April 27 against San Antonio...finished April with a .476 on-base percentage, which was 10th best in all of the minor leagues...had a season-high nine-game hitting streak from May 19 to 28, collecting one hit in each game (9-for-28, .321)...was batting .285 with a .449 on-base percentage in 46 games when he was placed on the disabled list May 29 with a sprained right ankle...was named to the Texas League Midseason All-Star Team and was reinstated from the DL June 28, the date of the All-Star Game...went 0-for-2 with two strikeouts in a start at designated hitter for the South All-Stars...then went 0-for-6 with two walks in two games with the RockHounds before he was transferred to Sacramento July 2...ranked sixth in the Texas League with 44 walks at the time of his promotion...with Sacramento, hit .459 when leading off an inning, .429 on the road, .424 with runners in scoring position, .404 against right-handed pitching and .400 during the day with the River Cats...did not commit an error in 37 games and 50 total chances in the outfield...made his professional debut as a pitcher July 18 against Tacoma...entered the game to start the bottom of the 18th inning and, after striking out Nick Franklin, he allowed the game-ending home run to Scott Savastano, a third baseman who pitched a scoreless top of the 18th inning for the win...was batting .324 over his first 13 games before matching his season high for hits in a 4-for-4, three RBI game at Salt Lake July 26...that started a four-game stretch where he hit .733 (11-for-15) with eight runs scored, two doubles, one triple, two home runs and seven RBI...finished July with a .442 batting average and .547 on-base percentage in 17 games...then hit .333 in 18 games in August...had his lone two-home run game of the season Aug. 5 against Nashville...went 0-for-8 with a RBI and seven strikeouts in three postseason games.

**2011**—Batted a combined .274 with nine home runs and 59 RBI in 105 games with Double-A Midland and Triple-A Sacramento...tied for eighth in the A's farm system with four triples...was successful in 13 of 15 (86.7%) stolen base attempts, including 11 of 12 (91.7%) with Midland...batted .318 with eight of his nine home runs and 46 of his 59 RBI against right-handed pitching...had a .152 average against left-handers...slugged .495 against righties, .219 against lefties...compiled a .341 batting average in the eighth inning or later...appeared exclusively in the outfield with Midland...did not commit an error in 106 chances in 56 games (35 in left field, 21 in center field)...with Sacramento, appeared in 16 games at first base, 13 in left field, nine in right field and five in center field...hit in every spot in the order except first, second and fourth...began the season with Midland and was batting .278 with six doubles, one home run and five RBI in 14 games when he was promoted to Triple-A Sacramento April 23...hit .293 with six home runs and 32 RBI in 46 games with the River Cats...went 21-for-55 (.382) over a 15-game stretch from May 4 to 19...drove in 11 runs in a four-game series at Memphis May 10-13, including a pair of four RBI games May 10 and 12...was sent back to Midland June 21...batted .254 over his final 45 games for a .260 average overall with the RockHounds...stole a season-high three bases June 27 at San Antonio...was successful in 10 consecutive stolen base attempts from June 25 to Aug. 2...his longest hitting streak of the season was six games, accomplished three times over a 20-game stretch from June 25 to July 19...hit .360 over that span...went 14-for-28 (.500) with three three-hit games and two

two-hit games during the final streak from July 14 to 19...was placed on the disabled list Aug. 17 with a strained left hamstring and missed the remainder of the season.

**2010**—Spent his first full season in the A’s organization at Double-A Midland and batted .265 with five home runs and 59 RBI in 128 games...led the RockHounds with 57 walks...led the Texas League with a career-high eight sacrifice flies...batted .272 with all five of his home runs against right-handed pitching compared to .253 against left-handers...had a .230 batting average before the All-Star Break, .307 after the break...hit .303 at home but clubbed all five of his home runs on the road...batted .364 in the first inning...appeared in 64 games at first base, 34 in left field, 16 in right field and one in center field...hit in every spot in the order except second...saw his most action with 37 games hitting third and seventh...hit .278 over his first 14 games before an 11-for-74 (.149) skid dropped his average to a season-low .203 May 17...stole a season-high two bases May 3 at San Antonio...went 25 consecutive games without an extra base hit from May 13 to June 13...finished June with a .192 batting average in 20 games but then batted .333 in both July and August...was 1-for-3 in the second game of a doubleheader July 12 at Springfield to start a season-best 16-game hitting streak that ran through July 29...the streak tied for third longest in the TL in 2010...went 25-for-59 (.424) over that span to lift his average from .227 to .262...had a season-high four hits Aug. 22 at Northwest Arkansas...went 10-for-33 (.303) with four walks in eight postseason games for the RockHounds.

**2009**—Combined for a .288 batting average, 10 home runs and 63 RBI in 133 games with three teams and two organizations...began the season at Single-A Palm Beach in the St. Louis organization, was transferred to Double-A Springfield July 3 and was assigned to Double-A Midland after he was traded to the A’s organization as part of the Matt Holliday trade July 24...had minor league career-highs in games, at bats (513), hits (148), doubles (25), triples (5) and hit by pitch (14)...appeared in 96 games in the outfield (54 in right field, 30 in left field, 14 in center field) and 29 at first base...went 4-for-4 with three doubles in his first game April 9 against Jupiter...hit .370 in April...was named to the Florida State League Midseason All-Star Team...was batting .298 with six home runs and 39 RBI in 76 games with Palm Beach when he was transferred to Springfield July 3...hit .284 in 18 games with the Cardinals and then batted .273 in 39 games with Midland for a combined .276 Double-A average...was traded to the A’s organization with Clayton Mortensen and Brett Wallace for Matt Holliday July 24...reached base safely via hit or walk in 22 consecutive games from July 27 to August 21...hit .321 with a .396 on-base percentage over that stretch...batted .433 (13-for-30) with five runs, three doubles, two home runs, six RBI and four walks in eight postseason games to lead Midland to the Texas League Championship.

**2008**—Batted .291 with 20 doubles and 39 RBI in 65 games in his first professional season with Bata-via...walked 39 times for a .400 on-base percentage...tied for second in the New York-Penn League in doubles and was third in walks and on-base percentage...named to the NYPL Midseason All-Star team...led the Muckdogs in doubles, RBI and walks...hit .353 (6-for-17) with three RBI in four post-season games.

## PERSONAL/MISCELLANEOUS

Shane Aaron Peterson was originally signed by Dan Kantrovitz...graduated from Chaparral High School in 2005...attended Long Beach State University...was named First Team All-Big West in 2007 and Second Team in 2006...named co-Big West Player of the Year and a third-team *Collegiate Baseball* All-American after batting .390 in 2008...had a .352 career average in three seasons.

## LIFETIME PLAYING RECORD

Year	Club	AVG	G	AB	R	H	2B	3B	HR	RBI	SH	SF	HP	BB	SO	SB	CS	SLG	OBP	E
2008	Batavia	.291	65	230	35	67	20	2	1	39	0	2	4	39	65	3	2	.409	.400	1
2009	Palm Beach	.298	76	285	32	85	11	4	6	39	0	2	11	21	52	10	1	.428	.367	3
	Springfield	.284	18	74	10	21	4	1	1	7	0	0	1	5	10	2	0	.405	.338	3
	Midland	.273	39	154	16	42	10	0	3	17	1	2	2	13	32	4	0	.396	.333	5
2010	Midland	.265	128	460	61	122	24	4	5	59	0	8	11	57	108	11	2	.367	.354	3
2011	Midland	.260	59	227	33	59	16	1	3	27	0	1	5	30	38	11	1	.379	.357	0
	Sacramento	.293	46	167	31	49	7	3	6	32	0	1	0	23	37	2	1	.479	.377	3
2012	Midland	.274	48	157	27	43	11	3	2	23	1	0	3	44	47	9	3	.420	.441	3
	Sacramento	.389	38	131	36	51	7	1	7	23	2	0	1	23	31	4	3	.618	.484	0
2013	Sacramento	.251	126	463	70	116	25	1	12	79	3	6	4	77	127	17	2	.387	.358	4
	OAKLAND	.143	2	7	1	1	0	0	0	1	0	0	0	1	3	0	0	.143	.250	0
<b>ML Totals</b>		<b>.143</b>	<b>2</b>	<b>7</b>	<b>1</b>	<b>1</b>	<b>0</b>	<b>0</b>	<b>0</b>	<b>1</b>	<b>0</b>	<b>0</b>	<b>0</b>	<b>1</b>	<b>3</b>	<b>0</b>	<b>0</b>	<b>.143</b>	<b>.250</b>	<b>0</b>
<b>Minor League Totals</b>		<b>.279</b>	<b>643</b>	<b>2348</b>	<b>351</b>	<b>655</b>	<b>135</b>	<b>20</b>	<b>46</b>	<b>345</b>	<b>7</b>	<b>22</b>	<b>42</b>	<b>332</b>	<b>547</b>	<b>73</b>	<b>15</b>	<b>.412</b>	<b>.375</b>	<b>25</b>

## CAREER TRANSACTIONS

**2008** — Selected by the St. Louis Cardinals organization in the 2nd round of the First-Year Player Draft. **2009** — Traded to the Oakland Athletics with pitcher Clayton Mortensen and infielder Brett Wallace for outfielder Matt Holliday and cash, July 24.

### VS. THE AMERICAN LEAGUE

2013		CAREER									
AVG.	AB	H	HR	RBI	vs. TEAM	AVG.	AB	H	HR	RBI	
.143	7	1	0	1	Houston	.143	7	1	0	1	

### MONTHLY BREAKDOWN

2013		CAREER									
AVG.	AB	H	HR	RBI	by MONTH	AVG.	AB	H	HR	RBI	
.143	7	1	0	1	April	.143	7	1	0	1	

### BATTING BREAKDOWN

2013		CAREER									
AVG.	AB	H	HR	RBI	by CATEGORY	AVG.	AB	H	HR	RBI	
.143	7	1	0	1	Home	.143	7	1	0	1	
—	0	0	0	0	Road	—	0	0	0	0	
.333	3	1	0	1	Day	.333	3	1	0	1	
.000	4	0	0	0	Night	.000	4	0	0	0	
.143	7	1	0	1	Pre-ASG	.143	7	1	0	1	
—	0	0	0	0	Post-ASG	—	0	0	0	0	
.333	3	1	0	0	vs. LHP	.333	3	1	0	0	
.000	4	0	0	1	vs. RHP	.000	4	0	0	1	
.000	2	0	0	1	RISP	.000	2	0	0	1	
---	0	0	0	0	Bases Loaded	---	0	0	0	1	
---	0	0	0	0	Pinch Hitter	---	0	0	0	0	
---	0	0	0	0	Designated Hitter	---	0	0	0	0	

### BALLPARK BREAKDOWN

	AVG.	AB	H	HR	RBI
O.co Coliseum	.143	7	1	0	1

### FIELDING STATISTICS

Outfield									
YEAR	PCT.	G	PO	A	E	TC	DP		
2013	1.000	2	8	2	0	10	1		
<b>Totals</b>	<b>1.000</b>	<b>2</b>	<b>8</b>	<b>2</b>	<b>0</b>	<b>10</b>	<b>1</b>		

### PETERSON'S CAREER BESTS

**Hits:** 1, April 17, 2013 vs. Houston  
**Home Runs:** None  
**Runs Batted In:** 1, April 17, 2013 vs. Houston  
**Stolen Bases:** None  
**Hitting Streak:** 1, April 17, 2013 to present  
**Hitless Streak (At Bats):** 4, April 16, 2013  
**Game Ending RBI:** None  
**Grand Slams:** None.  
**Pinch-Hit Home Runs:** None.  
**Inside-The-Park Home Runs:** None.  
**Lead Off Home Runs:** None.

**LEFT-HANDED PITCHER****Height/Weight:** 6-5 / 240**Bats/Throws:** Right / Left**Birthdate:** November 22, 1988**Opening Day Age:** 25**Birthplace/Resides:** Collierville, Tennessee / Collierville, Tennessee**Major League Service:** 1 year, 50 days**Obtained:** Acquired from the Colorado Rockies with Chris Jensen for Brett Anderson and cash considerations, December 10, 2013**Contract Status:** First year of a one-year contract through 2014.**CAREER HIGHLIGHTS**

The former 1st round draft pick of the Cleveland Indians in 2010 (fifth selection overall) was traded to the A's by Colorado following the 2013 season after going 4-14 with a 5.20 ERA in 34 games, 30 starts, over three seasons with the Rockies...however, is 16-9 with a 2.97 ERA (80 er in 242.2 ip) in 46 starts in three seasons in the minors...was originally drafted by Texas in 2007 but did not sign...was traded by Cleveland to the Rockies Aug. 17, 2011...made his Major League debut Sept. 11, 2011 after just 20 minor league starts...selected to the Futures Game in 2011 and was also a Carolina League Midseason All-Star...named the Rockies No.1 prospect by *Baseball America* prior to the 2012 season...went 2-9 with a 4.93 ERA in 22 starts for Colorado that year...went 8-1 with a 4.20 ERA in 15 starts for Triple-A Colorado Springs in 2013.

**2013 HIGHLIGHTS**

Was 0-4 with a 6.23 ERA in eight games, including four starts, over two stints with Colorado...walked 19 and struck out 19 in 21.2 innings...allowed a .301 opponents batting average, including .130 (3-for-23) against left-handed hitters compared to .367 (22-for-60) against right-handers...issued 16 of his 19 walks and yielded nine of his 10 extra base hits to righties...had a .405 OPS against lefties compared to 1.150 against righties...has a .165 (19-for-115) career average against left-handers compared to .298 (122-for-410) against right-handers...has surrendered 17 of his 18 career home runs to righties for a .500 slugging percentage, compared to .209 against lefties...held opponents to a .190 average with runners in scoring position in 2013, including .091 with RISP and two outs...has a .169 (10-for-59) career average with RISP and two outs...was recalled for the first time June 30 and went 0-4 with an 8.10 ERA and .358 opponents batting average in four starts...walked 18 in 16.2 innings while striking out just 13...was optioned to Colorado Springs July 11 but was recalled July 22 and placed on the disabled list the next day with left biceps tendinitis...was reinstated Sept. 6 and pitched in relief for the first time in his career...did not allow a run while holding opponents to a .063 batting average in four relief outings (5.0 ip, 1 h, 1 bb, 6 so)...did not inherit a runner and retired all four of his first batters faced...was 0-2 with a 4.61 ERA and .255 opponents average in six games at Coors Field, 0-2 with a 9.00 ERA and .375 opponents average in two starts on the road...his career splits are 2-7 with a 4.40 ERA (37 er in 75.2 ip) in 19 games at home compared to 2-7 with a 6.20 ERA (42 er in 61.0 ip) in 15 games on the road...opponents batted .158 when leading off an inning...tossed 4.1 innings or fewer, allowed three runs or more and walked four batters or more in each of his four starts.

**COLORADO SPRINGS:** Began the season at Triple-A Colorado Springs and went 8-1 with a 4.20 ERA in 15 starts before the Rockies called June 30...struck out 96 batters in 85.2 innings, an average of 10.1 per nine innings...yielded just six home runs, an average of 0.63 per nine innings...despite spending just three months with the Sky Sox, he led the club in wins and strikeouts...allowed a .256 opponents batting average, including .180 (18-for-100) against left-handed hitters compared to .290 (65-for-224) against right-handers...however, surrendered four of his six home runs to lefties...opponents hit .217 with the bases empty compared to .306 with runners on base...including .329 with runners in scoring position...logged a 1.20 ERA in the first inning and had a 3.00 ERA over the first four innings of a game compared to 7.01 from the fifth inning on...the Sky Sox were 13-2 (.867) in his starting assignments...tossed six or more innings in six of his 15 starts, allowed two runs or fewer eight times and walked two batters or fewer 10 times...did not allow a run in two of his first three starts...including April 13 at Las Vegas when he allowed a season high six runs on a season-high nine hits in 5.0 innings...picked up his first win of the season in that game, an 11-6 Sky Sox victory...went 4-0 with a 2.54 ERA in five starts in

the month of April...extended his season-opening winning streak to six games May 16 at Round Rock... had a 3.22 ERA over that eight-start stretch...was charged with his only loss of the season May 21 at Albuquerque and went 2-1 with a 5.27 ERA over his final seven Triple-A starts...walked a season-high four batters May 26 against Fresno...matched his season high with four walks in a season-low 4.0 innings June 11 against Salt Lake...struck out a season-high 11 batters in 6.2 shutout innings June 16 at Las Vegas...left with a 6-0 lead but had a no decision in a 9-7 win...tossed a season-high 7.0 innings for the win in his final Triple-A start June 21 against Tacoma...ranked second in the Pacific Coast League in wins (8) and strikeouts (96) at the time of his promotion to Colorado June 30...was optioned to Colorado Springs July 11 but did not appear in a game before he was sent to Double-A Tulsa July 16...started and lost that day against Northwest Arkansas (5.1 ip, 10 h, 7 r, 7 er, 1 bb, 5 so)...recalled by Colorado July 22 and was placed on the DL the next day.

## CAREER

**2012**—Made 22 starts for the Rockies in what was his official rookie season...finished with a 2-9 record and a 4.93 ERA while walking 46 and striking out 83...was optioned to Triple-A May 11 after making five starts for the Rockies...went 4-4 with a 2.51 ERA, 20 walks and 46 strikeouts in nine starts after being optioned...following his return to the Majors, went 2-7 with a 5.01 ERA in 17 starts...made 11 starts at Coors Field, going 1-5 with a 4.91 ERA, 28 walks, 40 strikeouts and an opponents' average of .265...only 18 of his 53 hits allowed went for extra bases...had a 3.16 run support average in those 11 starts...earned his first career win at Coors Field Sept. 26 against Chicago (NL) after tossing 5.0 shutout innings...made 11 road starts, going 1-4 with a 4.96 ERA...in his last four road starts he allowed seven runs over 15.0 ip...allowed three-runs-or-less in eight of his 11 road starts...in the other three he allowed 15 runs in 10.0 innings...in four starts from May 2-July 6 he went 1-2 with a 1.64 ERA, 12 walks and 14 strikeouts...was given just seven runs of support in the four starts (2.86 RSA) while the Rockies went 2-2 in those four games...the last game in the stretch, July 6 at Washington was perhaps the best start of his Major League career...in that game he allowed just one hit and two walks while striking out six in 6.1 innings to defeat Nationals' starter Stephen Strasburg...one game prior to that July 1 against San Diego he took a hard luck loss by allowing just two hits and one run in 6.0 innings...tossed at least five innings in nine of his 22 starts in 2012...in those nine starts he went 2-3 with a 2.74 ERA, 21 walks, 39 strikeouts and a .172 opponents average.

**2011**—Made his Major League debut with the Rockies, not even one month after being traded from Cleveland in the Ubaldo Jimenez deal...made two starts in the Minor Leagues with Double-A Tulsa before getting his ML call up Sept. 11...began his first season in professional baseball as a member of the Cleveland Indians...made 15 starts for Single-A Kinston in his first stop...following that, he made three starts for Double-A Akron prior to being traded...became the fifth Rockie to make his ML debut in 2011, when he started Sept. 11 against Cincinnati, tossing 5.0 shutout innings for his first ML win...became the seventh starting pitcher in Rockies history to win his debut, the third to do so without allowing a run...made two starts with Double-A Tulsa after officially being acquired by the Rockies from the Indians Aug. 17...in those two starts, he went 1-0 with a 0.00 ERA (10.0 ip), no walks and a .063 opponents batting average...was named Carolina League Pitcher of the Week April 18, a Carolina League Midseason All-Star and was also a Futures Game Selection...in the three stops in the Minors, had an overall record of 4-3 with a 1.78 ERA...had 119 strikeouts in 101.0 innings and issued just 38 walks while holding opponents to a .189 average...MLB.com named Pomeranz the No. 24 overall prospect, and top Rockies pitching prospect heading into 2012.

**2010**—Did not pitch competitively in 2010 after being selected by the Indians in the first round (fifth selection overall) of the First-Year Player Draft...did play in the Fall Instructional League in Goodyear, Ariz.

## PERSONAL/MISCELLANEOUS

Thomas Andrew Pomeranz was originally signed by Indians scout Chuck Bartlett...in four seasons at Collierville High School posted a record of 20-6 with 11 saves, a 2.21 ERA and 312 strikeouts to 91 walks in 181.0 innings pitched...drafted by the Texas Rangers in the 12th round of the 2007 MLB Draft but decided to attend the University of Mississippi...was named Southeastern Conference Pitcher of the Year and earned All-America honors from the National Collegiate Baseball Writers Association and *Collegiate Baseball* as a junior after going 9-2 with a 2.24 ERA and .195 opponents batting average...ranked third among NCAA Division I pitchers in strikeouts (139)...went 8-4 with a team-low 3.40

ERA among starters as a sophomore in 2009 and was named Second-Team All-SEC...as a freshman was named a Freshman All-American and All-SEC Freshman after making 17 appearances/11 starts... drafted by Cleveland in the first round, fifth overall, in the 2010 First-Year Player Draft... older brother, Stuart, was drafted in the second round of the 2003 Draft by the St. Louis Cardinals... father, Mike, lettered four years at Ole Miss and was selected in the 13th round of the 1988 Draft by Minnesota... uncle, Pat, also lettered four years at Ole Miss and was selected in the 18th round of the 1983 Draft by the Chicago White Sox.

**LIFETIME PITCHING RECORD**

Year	Club	W	L	ERA	G	GS	CG	SHO	SV	IP	H	R	ER	HR	HB	BB	IBB	SO	WP	BK
2011	Kinston	3	2	1.87	15	15	0	0	0	77.0	56	22	16	2	1	32	0	95	6	0
	Akron	0	1	2.57	3	3	0	0	0	14.0	10	4	4	1	0	6	0	17	0	0
	Tulsa	1	0	0.00	2	2	0	0	0	10.0	2	0	0	0	0	0	0	7	0	0
	<b>COLORADO</b>	<b>2</b>	<b>1</b>	<b>5.40</b>	<b>4</b>	<b>4</b>	<b>0</b>	<b>0</b>	<b>0</b>	<b>18.1</b>	<b>19</b>	<b>11</b>	<b>11</b>	<b>0</b>	<b>1</b>	<b>5</b>	<b>0</b>	<b>13</b>	<b>1</b>	<b>0</b>
2012	Tulsa	0	0	0.00	1	1	0	0	0	4.0	4	0	0	0	1	1	0	4	1	0
	<b>COLORADO</b>	<b>2</b>	<b>9</b>	<b>4.93</b>	<b>22</b>	<b>22</b>	<b>0</b>	<b>0</b>	<b>0</b>	<b>96.2</b>	<b>97</b>	<b>57</b>	<b>53</b>	<b>14</b>	<b>4</b>	<b>46</b>	<b>2</b>	<b>83</b>	<b>8</b>	<b>1</b>
	Colorado Springs	4	4	2.51	9	9	0	0	0	46.2	52	23	13	2	0	20	0	46	0	0
2013	Colorado Springs	8	1	4.20	15	15	0	0	0	85.2	83	40	40	6	3	33	0	96	3	0
	<b>COLORADO</b>	<b>0</b>	<b>4</b>	<b>6.23</b>	<b>8</b>	<b>4</b>	<b>0</b>	<b>0</b>	<b>0</b>	<b>21.2</b>	<b>25</b>	<b>15</b>	<b>15</b>	<b>4</b>	<b>1</b>	<b>19</b>	<b>1</b>	<b>19</b>	<b>0</b>	<b>0</b>
	Tulsa	0	1	11.81	1	1	0	0	0	5.1	10	7	7	2	0	1	0	5	0	0
<b>ML Totals</b>		<b>4</b>	<b>14</b>	<b>5.20</b>	<b>34</b>	<b>30</b>	<b>0</b>	<b>0</b>	<b>0</b>	<b>136.2</b>	<b>141</b>	<b>83</b>	<b>79</b>	<b>18</b>	<b>6</b>	<b>70</b>	<b>3</b>	<b>115</b>	<b>9</b>	<b>1</b>

**CAREER TRANSACTIONS**

**2007** — Selected by the Texas Rangers organization in the 12th round of the First-Year Player Draft; did not sign. **2010** — Selected by the Cleveland Indians organization in the 1st round (fifth selection overall) of the First-Year Player Draft. **2011** — Traded to the Colorado Rockies as the player to be named later in a July 31 trade in which Colorado traded pitcher Ubaldo Jimenez to Cleveland for pitchers Joe Gardner-Prophet and Alex White, catcher Matt McBride and a PTBNL, August 17. **2013** — On disabled list, July 23 to September 5. Traded to the Oakland Athletics with minor league pitcher Chris Jensen for pitcher Brett Anderson and cash considerations, December 10.



## VS. THE AMERICAN LEAGUE

2013		CAREER												
ERA	W	L	S	G	IP	ER	vs. TEAM	ERA	W	L	S	G	IP	ER
0.00	0	0	0	1	1.0	0	Boston	0.00	0	0	0	1	1.0	0
—	0	0	0	0	0.0	0	Houston	27.00	0	1	0	1	2.0	6

## VS. THE NATIONAL LEAGUE

2013		CAREER												
ERA	W	L	S	G	IP	ER	vs. TEAM	ERA	W	L	S	G	IP	ER
9.00	0	1	0	2	5.0	5	Arizona	8.31	0	2	0	5	17.1	16
—	0	0	0	0	0.0	0	Atlanta	0.00	0	0	0	1	3.0	0
—	0	0	0	0	0.0	0	Chicago	1.80	1	0	0	2	10.0	2
—	0	0	0	0	0.0	0	Cincinnati	2.61	1	1	0	2	10.1	3
—	0	0	0	0	0.0	0	Colorado	—	0	0	0	0	0.0	0
6.75	0	1	0	1	4.0	3	Los Angeles	4.34	0	2	0	4	18.2	9
6.23	0	1	0	1	4.1	3	Miami	4.32	0	1	0	2	8.1	4
—	0	0	0	0	0.0	0	Milwaukee	3.60	0	0	0	1	5.0	2
—	0	0	0	0	0.0	0	New York	2.25	0	0	0	1	4.0	1
—	0	0	0	0	0.0	0	Philadelphia	6.00	0	1	0	2	9.0	6
—	0	0	0	0	0.0	0	Pittsburgh	—	0	0	0	0	0.0	0
—	0	0	0	0	0.0	0	San Diego	8.40	0	4	0	4	15.0	14
8.31	0	1	0	1	4.1	4	San Francisco	5.95	1	2	0	4	19.2	13
0.00	0	0	0	2	3.0	0	St. Louis	3.86	0	0	0	3	7.0	3
—	0	0	0	0	0.0	0	Washington	0.00	1	0	0	1	6.1	0

## MONTHLY BREAKDOWN

2013		CAREER												
ERA	W	L	S	G	IP	ER	by MONTH	ERA	W	L	S	G	IP	ER
—	0	0	0	0	0.0	0	April	5.40	0	1	0	3	13.1	8
—	0	0	0	0	0.0	0	May	3.72	0	1	0	2	9.2	4
8.31	0	1	0	1	4.1	4	June	8.31	0	1	0	1	4.1	4
8.03	0	3	0	3	12.1	11	July	6.16	1	7	0	8	38.0	26
—	0	0	0	0	0.0	0	August	5.40	0	2	0	6	25.0	15
0.00	0	0	0	4	5.0	0	September	4.35	3	2	0	13	41.1	20
—	0	0	0	0	0.0	0	October	3.60	0	0	0	1	5.0	2

## PITCHING BREAKDOWN

2013		CAREER												
ERA	W	L	S	G	IP	ER	by CATEGORY	ERA	W	L	S	G	IP	ER
4.61	0	2	0	6	13.2	7	Home	4.40	2	7	0	19	75.2	37
9.00	0	2	0	2	8.0	8	Road	6.20	2	7	0	15	61.0	42
4.91	0	1	0	3	7.1	4	Day	4.74	2	6	0	13	57.0	30
6.91	0	3	0	5	14.1	11	Night	5.54	2	8	0	21	79.2	49
8.76	0	3	0	3	12.1	12	Pre-ASG	4.53	1	6	0	10	47.2	24
2.89	0	1	0	5	9.1	3	Post-ASG	5.56	3	8	0	24	89.0	55
8.10	0	4	0	4	16.2	15	Starter	5.40	4	14	0	30	131.2	79
0.00	0	0	0	4	5.0	0	Reliever	0.00	0	0	0	4	5.0	0

## POMERANZ' 2013 STARTS

Date	Opponent	Score	Dec	ERA	IP	H	R	ER	BB	SO	HR	#PIT
June 30	San Francisco	2-5	L	8.31	4.1	7	4	4	4	5	2	92
July 6	at Arizona	1-11	L	9.72	4.0	5	5	5	5	2	1	92
July 11	at Los Angeles (NL)	1-6	L	8.76	4.0	7	3	3	5	4	0	91
July 22	Miami	1-3	L	8.10	4.1	5	3	3	4	2	1	78

## BALLPARK BREAKDOWN

	ERA	W	L	S	G	IP	ER
AT&T Park	6.52	1	1	0	2	9.2	7
Chase Field	7.00	0	1	0	2	9.0	7
Citizens Bank Park	2.25	0	0	0	1	4.0	1
Coors Field	4.40	2	7	0	19	75.2	37
Dodger Stadium	3.38	0	1	0	2	8.0	3
Miller Park	3.60	0	0	0	1	5.0	2
Minute Maid Park	27.00	0	1	0	1	2.0	6
Nationals Park	0.00	1	0	0	1	6.1	0
PETCO Park	14.00	0	3	0	3	9.0	14
Turner Field	0.00	0	0	0	1	3.0	0
Wrigley Field	3.60	0	0	0	1	5.0	2

## FIELDING STATISTICS

Pitcher	Year	Pct.	G	PO	A	E	TC	DP
	2011	1.000	4	0	1	0	1	0
	2012	.952	22	6	14	1	21	0
	2013	1.000	8	0	2	0	2	0
<b>Totals</b>		<b>.958</b>	<b>34</b>	<b>6</b>	<b>17</b>	<b>1</b>	<b>24</b>	<b>0</b>

## POMERANZ' CAREER BESTS

**Low Hit Complete Game:** None  
**Innings Pitched:** 6.2, May 2, 2012 vs. Los Angeles (NL). As reliever: 2.0, September 19, 2013 vs. St. Louis  
**Strikeouts:** 7 (twice), last: October 1, 2012 at Arizona. As reliever: 2 (twice), last: September 25, 2013 vs. Boston  
**Pitches:** 113, May 2, 2012 vs. Los Angeles (NL)  
**Longest Winning Streak:** 1 (four times), last: September 26, 2012  
**Longest Losing Streak:** 6, July 5 to September 15, 2012  
**Longest Scoreless Streak:** 9.1, July 1 to 6, 2012

**INFIELDER****Height/Weight:** 5-9 / 195**Bats/Throws:** Switch / Right**Birthdate:** November 8, 1977**Opening Day Age:** 36**Birthplace/Resides:** San Diego, California / Ladera Ranch, California**Major League Service:** 11 years, 51 days**Obtained:** Signed as a free agent, November 13, 2013**Contract Status:** First year of a one-year contract through 2014 with a vesting option for 2015.**CAREER HIGHLIGHTS**

Begins his 14th season in 2014, his first with the A's...has played 1090 games with Philadelphia (2001-2003), Minnesota (2004-2010), St. Louis (2011), Boston (2012) and Los Angeles-NL (2012-13)...is a .248 career hitter with 17 home runs, 249 RBI and 101 stolen bases...has appeared in 358 games at third base, 356 at second base and 320 at shortstop...is the only active player with at least 300 games at those three positions...has also played 11 games in the outfield and five at first base...has made the postseason five times in career (2006, 2009, 2010 Minnesota; 2011 St. Louis; 2013 Los Angeles-NL) and is a .226 career hitter in 26 games...was a member of the 2011 World Champions with St. Louis...made his Major League debut with Philadelphia in 2001 and appeared in 77 games in three seasons with the Phillies before he was dealt to Minnesota following the 2003 season...batted .248 in 747 games in seven seasons with the Twins from 2004-10...set career highs in 2006 with 73 runs, 133 hits, 21 doubles, seven triples, 45 RBI, 17 stolen bases and a .290 batting average...was part of a nine player trade between the Red Sox and Dodgers Aug. 25, 2012...played for Italy in the World Baseball Classic in 2009 and 2013.

**2013 HIGHLIGHTS**

Spent the entire season with Los Angeles (NL) and hit .255 with two home runs and 21 RBI in 116 games...the games played were his most since 2009...started 71 games at three different positions, including 33 at shortstop, 21 at second base and 17 at third base...the switch-hitter batted .309 (30-for-97) against left-handed pitching compared to .228 (45-for-197) with both of his home runs against right-handers...now has a .303 (37-for-122) average against lefties over the last two years compared to .220 (73-for-332) against righties...hit .340 over his first 38 games through May 25, .147 over a 42-game stretch from May 26 to July 28 and .294 over his final 36 games...both of his home runs in 2013 were solo shots at home during night games...hit .313 during the day and .345 with no outs...batted .220 against a pitcher the first time he saw him in a game, .302 the second time and .315 after that...his average fell to .138 with runners in scoring position and two outs...has a .208 (73-for-351) career average with RISP and two outs...batted .171 in interleague play...had a .417 average against National League Central competition...averaged a career-high 4.30 pitches per plate appearance...committed a total of eight errors, including one in 33 games at second base (.989 fielding percentage), three in 49 games at shortstop (.981) and four in 35 games at third bases (.932)...went 3-for-17 (.176) with three walks and two RBI as a pinch hitter...is a .202 (17-for-84) career hitter in the pinch...saw his most starts batting second (33 starts) and eighth (20)...combined for a .295 average in those two spots in the order compared to .178 in all other spots in the order.

**LOS ANGELES (NL):** Got off to a strong start offensively, batting .400 in 18 games in April...had a season-best five-game hitting streak from April 28 to May 4 (9-for-20, .450)...matched the hitting streak May 12 to 17 (6-for-16, .375) and Aug. 9 to 18 (7-for-17, .412)...played in the 1,000th game of his career May 10 against Miami...stole the 100th base of his career May 17 at Atlanta...did not drive in a run over a 25-game span June 16 to July 28 and had just four RBI over a 49-game stretch from May 24 to Aug. 7...finished June with a .186 batting average in 22 games and then batted .103 with no RBI in 16 games in July...went 12-for-27 (.444) over his first 12 games in August and finished the month with a .302 average in 18 games...matched his career high with four hits Sept. 3 at Colorado (seventh time)...appeared in one game in the NLDS against Atlanta but did not have an at bat...entered Game 3 in the ninth inning at shortstop...then went 2-for-6 (.333) with a double and four strikeouts in five NLCS games against St. Louis...his lone start came in Game 2 at St. Louis at shortstop...went 1-for-3 in the Dodgers 1-0 loss.

## CAREER

**2012**—Acquired by the Los Angeles Dodgers Aug. 25 in a nine-player trade with Boston along with Adrian Gonzalez, Josh Beckett and Carl Crawford for James Loney, Ivan DeJesus, Allen Webster and two players to be named later (Jerry Sands and Rubby De La Rosa)...played in 22 games for the Dodgers...reached base in his first four plate appearances as a Dodger (three walks and a single)...in six starts for the Dodgers, went 8-for-24 (.333) with five runs scored and a .429 on-base percentage...batted .364 in 13 September games...prior to the trade, compiled a .200 batting average with six doubles, one home run and 10 RBI for Boston in 65 games...recorded a season-high three hits twice with Boston (April 8 at Detroit, 3-for-6, three RBI; June 2 at Toronto, 3-for-4, two runs, a double, a home run and two RBI) and once with Los Angeles (Sept. 26 at San Diego, 3-for-5, four runs)...appeared in 15 Spring Training games for Boston and went 9-for-35 (.257) with two doubles and two RBI.

**2011**—Tallied a career-high .388 on-base percentage...batted .359 (14-for-39) with RISP and went 3-for-10 (.300) with three walks as a pinch-hitter...collected a career-high five game-winning RBI...the Cardinals were 15-2 when he drove in a run...compiled .984 fielding percentage overall with appearances at second base (45 games/23 starts), shortstop (8 games/6 starts) and third base (7 games/3 starts)...posted an .885 zone rating at second base, leading all National Leaguers with at least 45 games at the position...limited to 63 games with the Cardinals during the regular season due to three trips to the disabled list...opened the year on the disabled list after February surgery for a sports hernia...activated April 19...was also out from May 18 to June 26 (right forearm flexor strain) and July 29 to Sept. 5 (strained left oblique)...hit at a .308 clip in 16 September games...made five starts during the month, three at shortstop and two at second base...notched his first career walk-off RBI Sept. 9 against Atlanta with a sacrifice fly in the bottom of the 10th of a 4-3 victory...matched a career high with four hits Sept. 27 at Houston, including his first National League home run since 2003, a solo shot in the ninth...appeared in 15 of St. Louis' 18 postseason contests and in Game 2 of the 2011 National League Championship Series, went 2-for-4 with two singles and two RBI in a 12-3 win at Milwaukee...started five of seven World Series games (Games 1-2 and 4-6) for St. Louis and pinch hit in the eighth inning and stayed in at second base for the top of the ninth in Game 7...went 2-for-4 in Game 2 loss at Texas.

**2010**—Did not commit an error for Minnesota in 122 chances at third base, making him the first player since Wayne Garrett of the Montreal Expos in 1977 to handle at least 100 chances at third base and not commit an error...played 48 games at third base (38 starts), 31 at shortstop (all starts) and 12 at second base (eight starts)...batted .375 (3-for-8) with six RBI in bases-loaded situations...had three stints on the disabled list: April 16 to 30 (strained groin), July 29 to Aug. 16 (strained left hamstring) and Aug. 20 to Sept. 10 (strained left hamstring)...started the season as the Twins' Opening Day third baseman April 5 at Los Angeles (AL)...recorded the first stolen base at Target Field, swiping second base off Jon Lester/Victor Martinez in the second inning April 12 against Boston...batted .395 with seven RBI in 12 games, while collecting six multi-hit games, from June 6-19...finished the month batting .301 with four doubles, seven RBI, 10 runs and 13 walks in 27 June games...was on the Twins' active roster for the American League Division Series, but did not play in a game as Minnesota was swept by the Yankees...was the Minnesota nominee for the Major League Baseball Players Alumni Association's Heart & Hustle Award, presented annually to an active player who demonstrates a passion for the game of baseball and best embodies the values, spirit and traditions of the game.

**2009**—Made the Twins' Opening Day roster as the starting shortstop and finished the season as the team's starting second baseman...tied for second in the American League with 13 sacrifice hits...in addition to 58 games at shortstop (56 starts) and 63 at second base (58 starts), he also played five at third base (three starts)...was on the disabled list from May 28 to June 11 with a strained right groin...reached base four times in a Twins win April 11 at Chicago (AL) with two hits and two walks...drew at least one walk (eight total) in six straight games, July 1-8, tying a career-long such stretch (also July 31 to Aug. 5, 2006)...started 27 of the Twins' last 29 regular-season games at second base and one at shortstop from Sept. 5-Oct. 6...batted .274 with six doubles, 17 runs, nine RBI, 19 walks and seven stolen bases in 28 contests in that time with Minnesota going 20-8 in those games...started all three of the Twins' ALDS games against the Yankees at second base...hit a team-best .444 (4-for-9) as Minnesota was swept.

**2008**—Played primarily shortstop (60 games/59 starts), but also had appearances at second base (26 games/23 starts) and third base (12 games/6 starts)...had two stints on the disabled list with a strained left hamstring (May 8 to 30 and June 6 to 23)...went 2-for-5 with a double, triple and career-high five

RBI on May 7 at Chicago (AL)...tallied a 10-game hit-streak from July 1-11...hit .432 (16-for-37) with one home run and 10 RBI in that span...hit .319 with 11 RBI and eight runs in 19 July games...recorded a season-high 12-game hit streak from Aug. 12-24, batting .423 with three RBI and 10 runs...had nine multi-hit tilts in that time.

**2007**—Played in a career-high 150 games, serving as the Twins' primary third baseman...ranked third among American League third basemen (min. 75 games) with a .973 fielding percentage...in addition to 108 games at third base (93 starts), also appeared in 27 at shortstop (24 starts) and 25 at second base (18 starts)...notched his fifth career four-hit game May 3 at Tampa Bay, tying a career high...tallied a season-high seven-game hit streak from Sept. 14-21, going 12-for-25 (.480).

**2006**—Established career highs in virtually every offensive category, including runs (73), hits (133), doubles (21), triples (7), RBI (45), stolen bases (17) and batting average (.290)...tied for seventh in the American League in triples and tied for second in sacrifice hits (10)...played five different positions, including third base (89 games/88 starts), shortstop (26 games/15 starts), second base (17 games/13 starts), center field (2 games/1 start) and left field (1 game)...posted a career-high 19-game hit streak from July 4-28, recording a .400 average with 12 RBI and 12 runs...saw his first postseason action, starting all three of Minnesota's ALDS games against Oakland at third base and going 2-for-12 (.167).

**2005**—Reached 100 games played for the first time in his career and started 63 games at second base, 26 at third base, seven at shortstop and one in the outfield...tied for second on club with 13 stolen bases...was on the disabled list from June 3 to July 2 with a strained right hamstring...set a career high with four hits May 20 against Milwaukee and matched it July 7 at Kansas City...hit safely in 13 straight contests from May 10-31, tallying a .375 average.

**2004**—Was on the disabled list from May 9 to June 29 with a strained left oblique...hit his first career grand slam July 22 vs. Tampa Bay off Jesus Colome...the slam broke a 2-2 tie in the seventh inning of a 7-5 win...went on the disabled list for a second time July 27 after suffering a broken right clavicle July 26 at Chicago (AL)...missed the remainder of the season.

**2003**—Spent most of the season with Philadelphia and hit his first Major League homer off Steve Trachsel July 10 at New York (NL), a first-pitch shot to lead off the second inning...began the season with the Phillies and was optioned to Triple-A Scranton/Wilkes-Barre April 28...recalled May 14 and picked up his first career RBI May 20 at New York (NL)...optioned a second time Aug. 16 and recalled Aug. 30...while with Scranton/Wilkes Barre, posted a 19-game hit streak from May 1- Aug. 23, going 29-for-86 (.337)...traded with Carlos Silva and Bobby Korecky to Minnesota for Eric Milton on Dec. 3.

**2002**—For the first time in his professional career, began the season on a Major League roster with Philadelphia, but spent most of the season at Triple-A...had two stints with the Phillies, playing a total of nine games...was on the Opening Day roster and appeared in three games, all as a pinch-hitter (1-for-3) before being optioned to Triple-A Scranton/Wilkes Barre April 14...recalled back to Philadelphia Sept. 7 and played in three games for the Phillies over the rest of the year...with the Red Barons, was named the International League's starting shortstop in the Triple-A All-Star Game July 10 at Oklahoma City...also selected to the IL's Postseason All-Star team...tied for the IL lead in stolen bases (42) and was second in walks (76)...his walk total led all Phillies minor leaguers.

**2001**—Called up to the Phillies Sept. 1 and made his Major League debut Sept. 9 at Montreal as a pinch-hitter in the eighth inning...singled off Bob Scanlan in his first big league at-bat...with Triple-A Scranton/Wilkes Barre, led the International League in assists (398), and was third in stolen bases (33) and walks (68)...topped league shortstops in games played (123)...recorded a season-high five hits July 28 vs. Indianapolis.

**2000**—Played at Double-A Reading and led Eastern League shortstops in fielding percentage (.963)...reached base safely in 33 consecutive games from June 17-July 28...hit in a season-high 12 straight games from June 24-July 7, going 16-for-52 (.308).

**1999**—Played at High-A Clearwater and ranked third in the Florida State League in on-base percentage (.404) and tied for eighth in average (.305)...named Phillies' Minor League Player of the Week twice,

April 13-19 and May 19-25...tallied a season-high, 10-game hitting streak from May 3-12 (16-for-41, .390).

**1998**—Made his professional debut and played at Short-Season Single-A Batavia where he led New York-Penn League shortstops in double plays (45)...finished fourth in the league in at bats (279) and tied for fourth in runs (51) and walks (42)...led all Phillies short-season minor leaguers in games (72) and at bats.

**PERSONAL/MISCELLANEOUS**

Nicholas Paul Punto...graduated in 1996 from Trabuco Hills (CA) High School...played collegiately at Saddleback Community College (1997-98) in Mission Viejo and is a member of the program’s Hall of Fame...is the school’s all-time leader in walks (76) and single-season leader in runs (71, 1998) and walks (42, 1998)...played for Italy in the World Baseball Classic in both 2009 and 2013...his father Lou was drafted by Red Sox...married to Natalie...the couple has two daughters, Nicole and Nixon, and a son, Nash.

**LIFETIME PLAYING RECORD**

Year	Club	AVG	G	AB	R	H	2B	3B	HR	RBI	SH	SF	HP	BB	SO	SB	CS	SLG	OBP	E
1998	Batavia	.247	72	279	51	69	9	4	1	20	0	1	1	42	48	19	7	.319	.347	27
1999	Clearwater	.305	106	400	65	122	18	6	1	48	3	5	3	67	53	16	7	.388	.404	24
2000	Reading	.254	121	456	77	116	15	4	5	47	14	6	2	69	71	33	10	.338	.351	20
2001	PHILADELPHIA	.400	4	5	0	2	0	0	0	0	0	0	0	0	0	0	0	.400	.400	0
	Scranton-WB	.229	123	463	57	106	19	5	1	39	3	1	0	68	114	33	9	.298	.327	21
2002	PHILADELPHIA	.167	9	6	0	1	0	0	0	0	1	0	0	0	3	0	0	.167	.167	1
	Scranton-WB	.271	115	443	74	120	12	5	1	29	6	3	2	76	84	42	8	.327	.378	19
2003	PHILADELPHIA	.217	64	92	14	20	2	0	1	4	0	0	0	7	22	2	1	.272	.273	2
	Scranton-WB	.315	25	111	19	35	7	1	0	9	2	1	0	7	13	7	1	.396	.353	4
2004	MINNESOTA	.253	38	91	17	23	0	0	2	12	0	0	0	12	19	6	0	.319	.340	1
	Quad Cities	.438	4	16	4	7	1	0	1	6	0	0	0	2	2	1	0	.688	.500	0
2005	MINNESOTA	.239	112	394	45	94	18	4	4	26	7	2	0	36	86	13	8	.335	.301	9
	Rochester	.200	4	15	2	3	1	0	0	1	0	0	0	2	2	0	0	.267	.294	2
2006	MINNESOTA	.290	135	459	73	133	21	7	1	45	10	7	1	47	68	17	5	.373	.352	13
2007	MINNESOTA	.210	150	472	53	99	18	4	1	25	6	3	0	55	90	16	6	.271	.291	13
2008	MINNESOTA	.284	99	338	43	96	19	4	2	28	5	2	0	32	57	15	6	.382	.344	10
	Fort Myers	.250	3	12	0	3	0	0	0	1	0	0	0	1	1	1	0	.250	.308	0
2009	MINNESOTA	.228	125	359	56	82	15	1	1	38	13	6	1	61	70	16	3	.284	.337	7
2010	MINNESOTA	.238	88	252	24	60	11	1	1	20	4	3	1	28	50	6	2	.302	.313	8
2011	ST. LOUIS	.278	63	133	21	37	8	4	1	20	6	2	0	25	21	1	1	.421	.388	3
	Memphis	.200	5	15	2	3	0	0	0	0	0	0	0	3	1	0	0	.200	.333	2
	Springfield	.333	7	24	3	8	1	0	0	2	0	0	0	2	3	1	0	.375	.385	1
2012	BOSTON	.200	65	125	14	25	6	0	1	10	2	2	0	19	33	5	0	.272	.301	2
	LOS ANGELES (NL)	.286	22	35	6	10	1	0	0	0	2	0	0	6	9	1	0	.314	.390	0
2013	LOS ANGELES (NL)	.255	116	294	34	75	15	0	2	21	6	2	0	33	67	3	2	.327	.328	8
<b>AL Totals</b>		<b>.246</b>	<b>812</b>	<b>2490</b>	<b>325</b>	<b>612</b>	<b>108</b>	<b>21</b>	<b>13</b>	<b>204</b>	<b>47</b>	<b>25</b>	<b>3</b>	<b>290</b>	<b>473</b>	<b>94</b>	<b>30</b>	<b>.322</b>	<b>.322</b>	<b>63</b>
<b>NL Totals</b>		<b>.257</b>	<b>278</b>	<b>565</b>	<b>75</b>	<b>145</b>	<b>26</b>	<b>4</b>	<b>4</b>	<b>45</b>	<b>15</b>	<b>4</b>	<b>0</b>	<b>71</b>	<b>122</b>	<b>7</b>	<b>5</b>	<b>.338</b>	<b>.338</b>	<b>14</b>
<b>ML Totals</b>		<b>.248</b>	<b>1090</b>	<b>3055</b>	<b>400</b>	<b>757</b>	<b>134</b>	<b>25</b>	<b>17</b>	<b>249</b>	<b>62</b>	<b>29</b>	<b>3</b>	<b>361</b>	<b>595</b>	<b>105</b>	<b>35</b>	<b>.325</b>	<b>.325</b>	<b>77</b>

## CAREER TRANSACTIONS

**1997** — Selected by the Minnesota Twins organization in the 33rd round of the First-Year Player Draft; did not sign. **1998** — Selected by the Philadelphia Phillies organization in the 21st round of the First-Year Player Draft. **2003** — Traded to Minnesota with pitcher Carlos Silva and a player to be named later (pitcher Bobby Korecky) for pitcher Eric Milton, December 3. **2004** — On the disabled list, May 9 to June 29; included rehabilitation assignment to Quad Cities, June 26 to 29. On the disabled list, July 27 to October 27. **2005** — On the disabled list, June 3 to July 2; included rehabilitation assignment to Rochester, June 29 to July 2. **2008** — On the disabled list, May 8 to 30. On the disabled list June 6 to 23; included rehabilitation assignment to Fort Myers, June 19 to 23. Elected free agency, October 30; resigned by Minnesota, December 12. **2009** — On the disabled list, May 28 to June 11. **2010** — On the disabled list, April 16 to 30. On the disabled list, July 29 to August 16. On the disabled list, August 20 to September 9. Elected free agency, November 1; signed by the St. Louis Cardinals, December 1. **2011** — On the disabled list, March 22 to April 18. On the disabled list, May 18 to June 26; included rehabilitation assignment to Springfield, June 20 to 26. On the disabled list, July 29 to September 5; included rehabilitation assignment to Memphis, August 30 to September 5. Elected free agency, October 30; signed by the Boston Red Sox, December 14. **2012** — Traded to the Los Angeles Dodgers with pitcher Josh Beckett, infielder Adrian Gonzalez and outfielder Carl Crawford for pitcher Allen Webster, infielders Ivan De Jesus and James Loney and two players to be named later (pitcher Rubby De La Rosa and infielder/outfielder Jerry Sands, Aug. 25. **2013** — Elected free agency, October 31; signed by the Oakland Athletics, November 13.

### DIVISION SERIES RECORD

Year	Club/Opp	AVG.	G	AB	R	H	2B	3B	HR	RBI	SH	SF	HP	BB	SO	SB	CS	SLG	OBP	E
2006	MIN vs. OAK	.167	3	12	0	2	0	0	0	0	1	0	0	0	1	0	0	.167	.167	0
2009	MIN vs. NYY	.444	3	9	0	4	1	0	0	1	0	0	0	3	1	0	0	.556	.583	0
2010	MIN vs. NYY																			
2011	STL vs. PHI	.167	3	6	0	1	0	0	0	0	0	0	0	0	3	0	0	.167	.167	0
2013	LAD vs. ATL	—	1	0	0	0	0	0	0	0	0	0	0	0	0	0	0	—	—	0
<b>Totals</b>		<b>.259</b>	<b>10</b>	<b>27</b>	<b>0</b>	<b>7</b>	<b>1</b>	<b>0</b>	<b>0</b>	<b>1</b>	<b>1</b>	<b>0</b>	<b>0</b>	<b>3</b>	<b>5</b>	<b>0</b>	<b>0</b>	<b>.296</b>	<b>.333</b>	<b>0</b>

### LEAGUE CHAMPIONSHIP SERIES RECORD

Year	Club/Opp	AVG.	G	AB	R	H	2B	3B	HR	RBI	SH	SF	HP	BB	SO	SB	CS	SLG	OBP	E
2011	STL vs. MIL	.133	6	15	0	2	0	0	0	3	1	1	0	2	8	0	0	.133	.222	0
2013	LAD vs. STL	.333	5	6	0	2	1	0	0	0	0	0	0	4	0	0	0	.500	.333	0
<b>Totals</b>		<b>.190</b>	<b>11</b>	<b>21</b>	<b>0</b>	<b>4</b>	<b>1</b>	<b>0</b>	<b>0</b>	<b>3</b>	<b>1</b>	<b>1</b>	<b>0</b>	<b>2</b>	<b>12</b>	<b>0</b>	<b>0</b>	<b>.238</b>	<b>.250</b>	<b>0</b>

### WORLD SERIES RECORD

Year	Club/Opp	AVG.	G	AB	R	H	2B	3B	HR	RBI	SH	SF	HP	BB	SO	SB	CS	SLG	OBP	E
2011	STL vs. TEX	.214	6	14	0	3	0	0	0	0	0	0	0	5	6	0	0	.214	.421	0

### WORLD BASEBALL CLASSIC RECORD

Year	Club	AVG.	G	AB	R	H	2B	3B	HR	RBI	SH	SF	HP	BB	SO	SB	CS	SLG	OBP	E
2009	Italy	.083	3	12	0	1	0	0	0	1	0	0	0	2	1	0	0	.083	.214	1
2013	Italy	.421	5	19	5	8	2	0	0	0	0	0	0	2	4	0	0	.526	.476	0
<b>Totals</b>		<b>.290</b>	<b>8</b>	<b>31</b>	<b>5</b>	<b>9</b>	<b>2</b>	<b>0</b>	<b>0</b>	<b>1</b>	<b>0</b>	<b>0</b>	<b>0</b>	<b>4</b>	<b>5</b>	<b>0</b>	<b>0</b>	<b>.355</b>	<b>.371</b>	<b>1</b>

## VS. THE AMERICAN LEAGUE

2013		CAREER											
AVG.	AB	H	HR	RBI	vs. TEAM	AVG.	AB	H	HR	RBI			
.667	3	2	0	0	Baltimore	.315	165	52	0	13			
.000	5	0	0	0	Boston	.193	109	21	0	7			
—	0	0	0	0	Chicago	.260	292	76	2	32			
—	0	0	0	0	Cleveland	.270	267	72	2	23			
—	0	0	0	0	Detroit	.245	298	73	0	25			
—	0	0	0	0	Houston	.351	37	13	1	8			
—	0	0	0	0	Kansas City	.211	275	58	3	22			
.000	9	0	0	0	Los Angeles	.226	137	31	1	14			
—	0	0	0	0	Minnesota	.000	3	0	0	0			
.000	5	0	0	0	New York	.188	117	22	0	5			
—	0	0	0	0	Oakland	.203	153	31	0	7			
—	0	0	0	0	Seattle	.202	124	25	1	9			
.500	8	4	0	3	Tampa Bay	.239	113	27	1	15			
.000	5	0	0	0	Texas	.320	125	40	1	12			
—	0	0	0	0	Toronto	.241	141	34	1	7			

## VS. THE NATIONAL LEAGUE

2013		CAREER											
AVG.	AB	H	HR	RBI	vs. TEAM	AVG.	AB	H	HR	RBI			
.245	49	12	1	4	Arizona	.217	69	15	1	4			
.200	20	4	0	0	Atlanta	.177	62	11	0	3			
.333	9	3	0	3	Chicago	.386	44	17	0	6			
.000	2	0	0	0	Cincinnati	.148	27	4	0	2			
.314	35	11	0	1	Colorado	.294	51	15	0	4			
—	0	0	0	0	Los Angeles	.263	19	5	0	3			
.083	12	1	0	1	Miami	.209	43	9	0	3			
.462	13	6	0	2	Milwaukee	.272	92	25	0	6			
.231	13	3	1	3	New York	.267	75	20	2	8			
.286	7	2	0	0	Philadelphia	.333	27	9	1	4			
.455	11	5	0	1	Pittsburgh	.304	46	14	0	3			
.083	24	2	0	1	San Diego	.179	39	7	0	1			
.294	34	10	0	2	San Francisco	.275	40	11	0	2			
.462	13	6	0	0	St. Louis	.471	17	8	0	0			
.235	17	4	0	0	Washington	.250	48	12	0	1			

## MONTHLY BREAKDOWN

2013		CAREER											
AVG.	AB	H	HR	RBI	by MONTH	AVG.	AB	H	HR	RBI			
.400	35	14	0	2	April	.250	404	101	0	28			
.267	75	20	1	8	May	.243	515	125	1	51			
.186	70	13	0	2	June	.252	393	99	4	31			
.103	29	3	0	0	July	.248	653	162	6	59			
.302	43	13	1	9	August	.238	521	124	4	45			
.286	42	12	0	0	September	.266	534	142	2	35			
—	0	0	0	0	October	.114	35	4	0	0			

## BATTING BREAKDOWN

2013		CAREER											
AVG.	AB	H	HR	RBI	by CATEGORY	AVG.	AB	H	HR	RBI			
.245	151	37	2	14	Home	.246	1507	371	8	133			
.266	143	38	0	7	Road	.249	1548	386	9	116			
.313	83	26	0	7	Day	.279	1003	280	4	74			
.232	211	49	2	14	Night	.232	2052	477	13	175			
.251	195	49	1	12	Pre-ASG	.249	1576	392	9	128			
.263	99	26	1	9	Post-ASG	.247	1479	365	8	121			
.309	97	30	0	5	vs. LHP	.263	951	250	2	66			
.228	197	45	2	16	vs. RHP	.241	2104	507	15	183			
.246	57	14	0	17	RISP	.242	732	177	4	223			
.200	5	1	0	3	Bases Loaded	.297	74	22	1	53			
.176	17	3	0	2	Pinch Hitter	.202	84	17	0	2			
—	0	0	0	0	Designated Hitter	.400	5	2	0	0			

## BALLPARK BREAKDOWN

	AVG.	AB	H	HR	RBI
Angel Stadium	.236	72	17	1	9
AT&T Park	.300	20	6	0	2
Busch Stadium	.227	66	15	0	6
Camden Yards	.303	109	33	0	7
Chase Field	.292	24	7	0	0
Cinergy Field	.250	4	1	0	0
Citi Field	.208	24	5	0	0
Citizens Bank Park	.333	18	6	1	3
Comerica Park	.271	140	38	0	13
Coors Field	.333	24	8	0	0
Dodger Stadium	.240	171	41	2	14
Fenway Park	.167	114	19	0	4
Great American	.214	14	3	0	2
Kauffman Stadium	.200	145	29	1	11
Marlins Park	.250	8	2	0	2
Metrodome	.261	1032	269	6	97
Miller Park	.300	30	9	0	2
Minute Maid Park	.346	26	9	1	6
Nationals Park	.250	8	2	0	0
O.co Coliseum	.163	86	14	0	2
Olympic Stadium	.333	3	1	0	0
Original Yankee Stadium	.103	39	4	0	0
PETCO Park	.300	20	6	0	0
PNC Park	.281	32	9	0	2
Progressive Field	.231	130	30	0	8
Rangers Ballpark	.290	62	18	1	6
Rogers Centre	.282	78	22	1	3
Safeco Field	.171	70	12	1	3
Shea Stadium	.304	23	7	1	2
Sun Life Stadium	.182	11	2	0	0
Target Field	.260	123	32	0	12
Tropicana Field	.231	52	12	0	1
Turner Field	.238	21	5	0	2
U.S. Cellular Field	.262	141	37	1	20
Veterans Stadium	.133	60	8	0	2
Wrigley Field	.542	24	13	0	5
Yankee Stadium	.194	31	6	0	3



## FIELDING STATISTICS

### First Base

YEAR	PCT.	G	PO	A	E	TC	DP
2012	1.000	5	4	1	0	5	0
<b>Totals</b>	<b>1.000</b>	<b>5</b>	<b>4</b>	<b>1</b>	<b>0</b>	<b>5</b>	<b>0</b>

### Second Base

YEAR	PCT.	G	PO	A	E	TC	DP
2002	1.000	1	1	1	0	2	1
2003	.985	16	36	28	1	65	6
2004	.982	19	20	34	1	55	10
2005	.979	73	131	193	7	331	44
2006	.973	17	21	50	2	73	9
2007	.973	25	46	63	3	112	11
2008	.985	26	54	79	2	135	18
2009	1.000	63	119	150	0	269	36
2010	.936	12	15	29	3	47	5
2011	.987	45	59	91	2	151	26
2012	.989	26	36	51	1	88	14
<b>Totals</b>	<b>.984</b>	<b>356</b>	<b>578</b>	<b>816</b>	<b>23</b>	<b>1417</b>	<b>195</b>

### Third Base

YEAR	PCT.	G	PO	A	E	TC	DP
2003	.917	9	5	6	1	12	0
2004	—	2	0	0	0	0	0
2005	1.000	12	6	22	0	28	4
2006	.962	89	53	175	9	237	18
2007	.973	108	83	171	7	261	11
2008	1.000	12	3	16	0	19	1
2009	1.000	5	3	6	0	9	1
2010	1.000	48	29	93	0	122	6
2011	.923	7	2	10	1	13	0
2012	.983	31	11	46	1	58	6
2013	.932	35	15	40	4	59	3
<b>Totals</b>	<b>.972</b>	<b>358</b>	<b>210</b>	<b>585</b>	<b>23</b>	<b>818</b>	<b>50</b>

### Shortstop

YEAR	PCT.	G	PO	A	E	TC	DP
2001	1.000	1	1	2	0	3	0
2002	.500	1	1	0	1	2	0
2003	1.000	7	5	17	0	22	2
2004	1.000	11	16	33	0	49	9
2005	.984	34	47	76	2	125	16
2006	.970	26	14	50	2	66	7
2007	.974	27	44	70	3	117	17
2008	.973	61	103	187	8	298	46
2009	.973	58	100	153	7	260	29
2010	.962	31	48	80	5	133	16
2011	1.000	8	8	15	0	23	2
2012	1.000	6	8	19	0	27	1
2013	.981	49	47	109	3	159	30
<b>Totals</b>	<b>.976</b>	<b>320</b>	<b>442</b>	<b>811</b>	<b>31</b>	<b>1284</b>	<b>175</b>

### Outfield

YEAR	PCT.	G	PO	A	E	TC	DP
2004	1.000	2	2	1	0	3	0
2005	1.000	3	1	0	0	1	0
2006	1.000	3	6	0	0	6	0
2008	1.000	3	1	0	0	1	0
<b>Totals</b>	<b>1.000</b>	<b>11</b>	<b>10</b>	<b>1</b>	<b>0</b>	<b>11</b>	<b>0</b>

## PUNTO'S CAREER BESTS

**Hits:** 4 (seven times), last: September 3, 2013 at Colorado

**Home Runs:** 1 (17 times), last: August 12, 2013 vs. New York (NL)

**Runs Batted In:** 5, May 7, 2008 at Chicago (AL)

**Stolen Bases:** 3, August 15, 2005 at Chicago (AL)

**Hitting Streak:** 19, July 4 to 28, 2006

**Hitless Streak (At Bats):** 22, June 27 to July 5, 2007


**Game Ending RBI:** 1, September 9, 2011 vs. Atlanta (sacrifice fly)

**Grand Slams:** 1, July 22, 2004 vs. Tampa Bay (Jesus Colome).

**Pinch-Hit Home Runs:** None.

**Inside-The-Park Home Runs:** None.

**Lead Off Home Runs:** None.

**OUTFIELDER****Height/Weight:** 6-2 / 180**Bats/Throws:** Left / Right**Birthdate:** February 19, 1987**Opening Day Age:** 27**Birthplace/Resides:** Savannah, Georgia / Guyton, Georgia**Major League Service:** 3 years, 50 days**Obtained:** Acquired from the Boston Red Sox with pitcher Raul Alcantara and infielder Miles Head for pitcher Andrew Bailey and outfielder Ryan Sweeney, December 28, 2011**Contract Status:** First year of a one-year contract through 2014.**CAREER HIGHLIGHTS**

Has a .236 average with 44 home runs and 141 RBI in 270 games in two seasons with the A's after batting .248 with 10 home runs and 37 RBI in 143 games over parts of three seasons with Boston from 2009-11...tied the Major League record for home runs over a two-game span with five at Toronto Aug. 9-10, 2013...that included the 14th three-homer game in Oakland history on the 9th...led the A's in nearly every offensive category in his first season in Oakland in 2012...won a Rawlings Gold Glove Award for American League outfielders that year, his first...ranked third among AL rookies with a .280 batting average in 87 games with the Red Sox in 2011...was rated as the No. 7 prospect in the Red Sox organization following the 2010 season by *Baseball America* after being ranked No. 3 after 2009, No. 5 following 2008 and No. 10 after 2007...named to the California League Postseason All-Star team in 2008.

**2013 HIGHLIGHTS**

Batted .226 with 12 home runs and 56 RBI in 114 games in a season interrupted by two stints on the disabled list with a sprained right wrist...the home runs were 20 fewer than his 32 from 2012...became the first player in Oakland history to hit 30 home runs one season and then hit fewer than 16 the next year while playing in more than 33 games...his batting average included a .227 mark while playing the outfield, which was third lowest among American League outfielders and the lowest in Oakland history...the previous low has .228 by Matt Stairs in 2000...was successful in 9-of-11 (81.8%) stolen base attempts and is 20-for-23 (87.0%) in two seasons with the A's...hit .200 against left-handed pitchers, which was fifth lowest in the AL, compared to .238 against right-handers...hit six home runs in 125 at bats against lefties, six in 260 at bats against righties...hit two home runs in 59 games in the Coliseum and had five home runs in four games at Rogers Centre...10 of his 12 home runs were hit on the road...seven came with runners on base (six two-run, one three-run) and five came in the eighth inning or later...10 were hit the first time he faced a pitcher in a game...had four home runs in 65 games before the All-Star Break, eight in 49 games after the break...his average improved to .276 with runners in scoring position...was 1-for-7 (.143) with the bases loaded and is now 4-for-31 (.129) in his career...made 108 starts, all in right field...tied for third among AL outfielders in double plays (3), tied for fifth in errors (5) and tied for ninth in assists (9)...now has 24 assists over the last two seasons, which is third most among AL outfielders...struck out in his only two pinch hitting appearances...started games in every spot in the order except first, fourth and ninth...saw his most action with 49 starts in the seven spot.

**OAKLAND:** Was the A's Opening Day starter in right field and started each of the A's first seven games before injuring his right wrist April 7 at Houston...missed a three-game series at Los Angeles (AL) April 9-11 but returned to the starting lineup April 12...went 1-for-22 over an eight-game stretch from April 26 to May 4...batted .139 with a home run and 13 RBI in 24 games in April...the batting average was third lowest in Oakland history in the first month of the season among players with 75 or more plate appearances (Don Baylor, .129 in 1976; Ben Grieve, .132 in 1999)...went 1-for-2 with three walks May 1 against Los Angeles (AL), the first three-walk game of his career...also had three walks Aug. 2 against Texas...was batting .152 with one home run and 14 RBI in 29 games when he was placed on the 15-day disabled list May 8 retroactive to May 7 with a sprained right wrist...it was his first career stint on the DL...went 3-for-14 (.214) with five runs, three walks, one strikeout and two stolen bases during a four-game rehab assignment with Single-A Stockton (May 27) and Triple-A Sacramento (May 28-30)...appeared in two games in right field and two at designated hitter...was reinstated from the DL May 31 and hit .287 with two home runs and 11 RBI in his first 25 games following his return (through June

29)...walked with the bases loaded in the 10th inning June 1 against Chicago to force in the winning run...it was the 25th “walk-off” walk in Oakland history, the first since Bobby Crosby did it in the 17th inning against Los Angeles (NL) June 17, 2006...it was his third career walk-off RBI (single, double)...snapped a career-high 30-game homerless streak with a solo shot in the seventh inning off Jose Quintana June 6 at Chicago (AL)...went 4-for-5 June 16 against Seattle to lift his average to the .200 mark for the first time in 2013 (.211)...the four hits matched his career-high (third time)...reached base safely via hit or walk in a career-high 19 consecutive games from June 18 to July 13...went 17-for-65 (.262) with seven walks (.329 on-base percentage) during the streak...that included a season-high eight-game hitting streak from June 20-29 (9-for-28, .321)...went 15-for-90 (.167) with 12 walks (.260 on-base percentage) over a 28-game stretch from June 30 to Aug. 7...capped the stretch with a 0-for-20 streak from July 29 to Aug. 9...struck out a career-high tying four times July 14 against Boston (fifth time)...had five home runs in 82 games through Aug. 7...then homered five times in two games at Toronto Aug. 9 and 10 to tie the Major League record for home runs over a two-game span...is the first Athletic to do it since Mark McGwire, June 10-11, 1995...hit three home runs on the 9th, tying the Athletics record for home runs in a game...it was the 14th three-homer game in Oakland history and the 26th in Athletics history...it was the first since Erubiel Durazo on Aug. 18, 2004 at Baltimore...then hit two home runs the next day...the multi-homer games were the third and fourth of his career...had a career-high tying five RBI Aug. 9 at Toronto (also: May 11, 2012 vs. Detroit) and drove in eight runs in the two games Aug. 9 and 10...went 3-for-23 (.130) over a seven-game stretch from Aug. 17-25 before returning to the disabled list Aug. 26 with a sprained right wrist...was reinstated Sept. 10 and hit .304 with two home runs and 10 RBI over his final 17 games...started 16 of the A’s final 17 games in right field...had five assists over his first 106 games in the outfield through Sept. 21...then had two assists Sept. 22 against Minnesota and threw out four base runners over his final seven games...started all five games in right field in the ALDS against Detroit and went 4-for-17 (.235) with a home run...had surgery on his right wrist following the season...the surgery, a TFCC debridement, was performed by Dr. Mark Belsky at Newton Wellesley Hospital in Newton, Mass. Oct. 30.

## CAREER

**2012**—Was acquired from Boston during the offseason and batted .242 with 32 home runs and 85 RBI in 156 games...had just 10 home runs and 37 RBI in 143 games over his first three seasons with the Red Sox...became the first Athletic to hit 30 home runs since Jack Cust in 2008 (33)...led the A’s in nearly every offensive category including games, at bats (611), runs (85), hits (148), doubles (29), home runs, RBI, walks (55), intentional walks (8), sacrifice flies (4), strikeouts (151) and grounded into double plays (15)...his walks were second fewest by an A’s team-leader in Oakland history (Mitchell Page, 53 in 1978)...ranked 10th in the American League in strikeouts (151) and tied for 10th in home runs...became the eighth Athletic to win a Rawlings Gold Glove Award, the fourth outfielder...is the first A’s outfielder to win the award since Dwayne Murphy in 1985...the last Athletic to win it at any position was third baseman Eric Chavez in 2006...ranked third among AL outfielders with 15 assists...that tied for third most in Oakland history and was the most since 1983 when Mike Davis had 16...fell two short of the record of 17 set by Tony Armas in 1980...tied for fifth among AL outfielders in double plays (3) and errors (6)...batted .268 with 20 home runs and 43 RBI in 83 games before the All-Star Break...was tied for eighth in the AL in home runs at the break...then hit .215 with 12 home runs and 42 RBI in 73 games after the break...hit .283 with the bases empty compared to .191 with runners on base...had the third lowest batting average in the AL with runners on base...21 of his 32 home runs were solo shots...had a .206 batting average with runners in scoring position...was 1-for-14 (.071) with the bases loaded...hit 31 of his 32 home runs as an outfielder...since 1992, the only other outfielder to hit 30 home runs for the A’s is Matt Stairs (38 in 1999)...27 came as a right fielder, which led the AL...A’s right fielders combined for 20 home runs over the previous two seasons...ranked second in the majors in home runs with two outs (16) and fourth in the AL in home runs with two strikes (15)...hit nine home runs in the first inning and eight in the seventh inning...batted .245 against right-handed pitching, .237 against left-handers...made a team-leading 131 starts in right field and was one of just two Athletics to start more than 100 games at a position (Weeks, 112 at second base)...also started 11 games at designated hitter and 10 in center field...hit .205 with a home run and six RBI as the designated hitter...was 1-for-2 with an intentional walk in three pinch hitting appearances...made a team-leading 133 starts batting third but hit just .241 from that spot...was the A’s fifth different Opening Day starter in right field in the last five years...had assists in back-to-back games April 16 and 17 at Los Angeles, giving him four assists over his first 11 games...was batting .236 with two home runs and three RBI over his first 18 games through April 24...then hit safely in 15 of his next 17 contests from April 25 to May 14...was 24-for-70

(.343) with seven home runs and 17 RBI over that stretch...that included a pair of season-best seven-game hitting streaks from April 25 to May 2 (11-for-30, .367) and May 8 to 14 (11-for-28, .393)...had career highs May 11 against Detroit with four runs and five RBI and matched his best with four hits...also had the first two homer game of his career...became the eighth player in Oakland history with at least four runs, four hits, two home runs and five RBI in a game...went 10-for-50 (.200) over a 14-game stretch from May 15 to 30, but five of his 10 hits were home runs...homered in back-to-back games for the first time in his career May 25 and 26 against New York (AL)...hit 10 home runs in May, which tied for third in the AL...is the first Athletic to hit 10 home runs in a month since Frank Thomas had 10 in Sept., 2006...also tied for fourth in the AL in runs in May (20) and tied for fifth in walks (17)...had 14 home runs and 27 RBI over his first 47 games through May 28 and batted .276...then had just one home run and six RBI over his next 20 games from May 29 to June 20 while batting .211...matched his career-high with four strikeouts June 19 against Los Angeles (NL)...homered in back-to-back games a second time June 22 and 23 against San Francisco to start a 39-game stretch through Aug. 7 where he tallied 10 home runs and 24 RBI...had eight assists over a 31-game stretch in the outfield from June 26 to Aug. 6...had the game-ending RBI double July 8 against Seattle, his second career "walk-off" hit...went 0-for-7 with four strikeouts July 30 against Tampa Bay...snapped a 0-for-21 streak with a first inning single Aug. 2 against Toronto...was caught stealing Aug. 22 against Minnesota after starting the season a perfect 10-for-10 in stolen base attempts...batted .149 (14-for-94) over a 23-game stretch from July 29 to Aug. 23...was dropped from the third spot in the batting order to sixth Aug. 25 at Tampa Bay and went 3-for-4 that day...started three of the next four games hitting sixth before returning to the three spot and went 14-for-28 (.500) with six runs, three doubles, three home runs, nine RBI, three three-hit games and two two-hit games over a six-game span from Aug. 25 to 31...capped the stretch by hitting his first career grand slam Aug. 31 against Boston off Mark Melancon...finished August with 23 RBI, which was fifth most in the AL and his most ever in a month...was named AL Player of the Week for the week ending Sept. 2, his first career weekly honor...went 12-for-31 (.387) with six runs, two doubles, three home runs and 10 RBI in seven games...singled in the seventh inning Sept. 26 at Texas to snap a career-high 0-for-30 streak...had his second career two-homer game Sept. 27 at Texas...hit .164 in September, which was second lowest in the AL...did not hit under .250 in any of the first five months...went 2-for-12 (.167) in October and batted .164 (20-for-122) over his final 31 games...started all five games in right field in the ALDS against Detroit and went 2-for-17 (.118) with a home run and RBI...struck out 10 times to set what was then an Athletics record for strikeouts in a postseason.

**2011**—Appeared in 87 games over two stints with the Red Sox after combining for just 56 over his previous two Major League campaigns...batted .280 with seven home runs and 28 RBI...ranked third among American League rookie in batting, fourth in slugging (.457), fifth in on-base percentage (.327), tied for sixth in doubles (18), ninth in extra-base hits (28), tied for ninth in triples (3) and 10th in runs scored (41)...hit six of his seven home runs at night...five came on the road...had a .393 batting average with two home runs and 15 RBI in 23 games before the All-Star Break compared to .244 with five home runs and 13 RBI in 64 games after the break...slugged .672 before the break, .389 after...hit .438 in 12 interleague games and added five walks for a .500 on-base percentage...started 64 games, including 48 in right field, 14 in left field and two in center field...had five outfield assists, which ranked second among AL rookies...recalled from Triple-A Pawtucket the first time May 26 and went 3 for 5 with three RBI that day at Detroit...was 5 for 13 (.385) with four RBI and four runs scored in five games before he was optioned back to Pawtucket June 4...returned June 18 and spent the remainder of the season with Boston...hit .364 with four home runs and 16 RBI in his first 28 games during his second stint...collected his first career game-ending RBI with a single off Phil Hughes in the 10th inning Aug. 7, lifting the Red Sox to a 3-2 win over the Yankees at Fenway Park...at 24 years and 169 days old, he was the youngest Red Sox player to collect a walk-off RBI in a game against the Yankees since Mario Guerrero did it Aug. 1, 1973 at 23 years and 307 days...tallied a career-high nine-game hitting streak from Sept. 3-13 (14-for-33, .424)...reached base safely in all five plate appearances Sept. 3 against Texas, going 4-for-4 with a hit by pitch...spent the balance of the season at Pawtucket where he batted .230 with 14 home runs and 36 RBI in 52 games...ranked third in the International League in home runs at the time of his last promotion June 18...hit 10 of his 14 home runs on the road...appeared in 35 games in center field, 15 in right field and one in left field...saw his most action with 41 games hitting third...reached base safely via hit or walk in 19 of his first 20 games, batting .296 with a .376 on-base percentage...also had eight home runs and 16 RBI over that span...homered in four consecutive games April 24-28...capped that streak with his first of two two-homer games April 28 at Lehigh Valley...had two home runs in his final game with the PawSox, June 17 against Lehigh Valley.

**2010**—Spent most of the year with Triple-A Pawtucket but also appeared in 29 games with the Red Sox...had four stints with Boston: April 20-24, June 5-11, June 22-24 and Sept. 6 through the remainder of the season...made starts at all three outfield positions, including six in right field, five in center field and four in left field...drilled his first career triple June 5 at Baltimore...notched his first career steal June 7 at Cleveland...picked up his first career outfield assist June 23 at Colorado...hit .216 with a home run and three RBI in 18 games after his final call-up...finished fourth in the Red Sox minor league system with a team-high 18 home runs in 114 games with Pawtucket...also led the PawSox in at-bats (451), runs (59), hits (120), extra-base hits (50), RBI (65), total bases (210) and slugging (.466)...from the start of August through the end of the season, led Red Sox farmhands with 10 home runs, 91 total bases and 21 extra-base hits...named Red Sox Minor League Offensive Player of the Month for August/September...twice named International League Player of the Week: Aug. 2-8 (.464, 13-for-28, five doubles, three home runs, 10 RBI) and Aug. 23-29 (.500, 17-for-34, four doubles, five home runs, 12 RBI)...led the IL with seven homers, 12 extra-base hits and 52 total bases over his last 15 games with Pawtucket from Aug. 23-Sept. 6, hitting .388 (26-for-67) with 15 RBI in that stretch...following the season, hit .182 with a home run and six RBI in 23 games with the Gigantes del Cibao of the Dominican Winter League.

**2009**—Saw his first Major League action, playing in 27 games over three stints with Boston...started at all three outfield positions (six in left field, three in right field, one in center field)...five of his first six ML hits and six of 10 hits overall went for extra bases (four doubles, two home runs)...selected from Double-A Portland July 31 and made his Big League debut that night at Baltimore as a pinch-hitter (0-for-1)...collected two doubles and a walk in his first start Aug. 1 at Baltimore, becoming the first Sox player with at least two doubles in his first start since Rey Quinones, May 17, 1986 vs. Texas...belted his first home run off Baltimore's Brian Bass Aug. 2 at Camden Yards...became the first Red Sox outfielder to go deep within his first three games since Billy Conigliaro, April 16, 1969 vs. Baltimore...hit .313 with three doubles, one home run and two RBI in his first four tilts (three starts) before being optioned to Triple-A Pawtucket Aug. 5...recalled the following day but was optioned to Pawtucket again Aug. 15...recalled for his third stint with Boston Sept. 2 and closed out the season with the club...combined to hit .245 with 13 home runs and 35 RBI in 81 games between Portland and Pawtucket...after the season, was named by *Baseball America* as the No. 3 prospect in the Boston system...also listed as having the best outfield arm in the organization according to the publication's Best Tools survey.

**2008**—Led all Red Sox minor leaguers with 91 RBI between Single-A Greenville and Lancaster and Double-A Portland...ranked fourth among Sox farmhands with 23 homers...after the season, was rated as the No. 5 prospect in the Red Sox system according to *Baseball America*...also dubbed as having the chain's best outfield arm...played the majority of the year (76 games) with Lancaster and was named to the California League's Postseason All-Star team...was also ranked as the eighth-best prospect in the Cal League by *Baseball America*...began the campaign at Greenville and batted .340 in 14 games...was promoted to Lancaster April 23...named the Sox Minor League Base Runner of the Month for June...also tied for first in the California League during the month in RBI (28)...was promoted to Portland July 21...went 1-for-11 in three playoff games with the Sea Dogs...played 23 games for Scottsdale in the Arizona Fall League, batting .189 with five home runs and 15 RBI...went 2-for-4 with a double, homer, two RBI and two runs in the AFL's Rising Stars Showcase.

**2007**—Made his professional debut with Single-A Greenville...finished seventh in the Red Sox farm system with a .305 batting average...after the season, was named No. 10 prospect in Boston's system by *Baseball America*...notched a season-high, 14-game hitting streak from May 29 to June 12...named Red Sox Minor League Base Runner of the Month in June...tied a franchise mark with six RBI July 23 vs. Savannah and added two homers...was named Red Sox Minor League Defensive Player of the Month for July...promoted to Double-A Portland Sept. 4...went 0-for-5 in three postseason games for the Sea Dogs.

## PERSONAL/MISCELLANEOUS

William Joshua Reddick was originally signed by Boston scout Rob English...hit .461 as a freshman for Middle Georgia College in 2006 and was named the Region XVII Junior College Player of the Year...participated in the 2009 and 2010 Red Sox Rookie Program, attending the New Stars for Young Stars event to benefit the Jimmy Fund...played in the Children's Hospital of Southwest Florida Celebrity Golf Classic in Fort Myers during 2010 Spring Training.

## LIFETIME PLAYING RECORD

Year	Club	AVG	G	AB	R	H	2B	3B	HR	RBI	SH	SF	HP	BB	SO	SB	CS	SLG	OBP	E
2007	Greenville	.306	94	369	60	113	17	6	18	72	0	5	3	26	51	8	5	.531	.352	7
	Portland	.000	1	1	0	0	0	0	0	0	0	0	0	0	0	0	0	.000	.000	0
2008	Greenville	.340	14	53	7	18	4	2	0	9	0	0	0	5	8	2	1	.491	.397	1
	Lancaster	.343	76	312	60	107	11	8	17	57	0	2	0	17	49	9	1	.593	.375	4
2009	Portland	.277	63	256	47	71	17	3	13	29	0	1	0	30	62	5	5	.520	.352	3
	BOSTON	.169	27	59	5	10	4	0	2	4	0	0	1	2	17	0	0	.339	.210	1
	Pawtucket	.127	18	71	1	9	0	2	0	6	0	2	0	6	13	0	1	.183	.190	0
	Pawtucket	.266	114	451	59	120	28	4	18	65	0	5	0	25	73	4	7	.466	.301	8
2010	BOSTON	.194	29	62	5	12	3	1	1	5	0	0	0	1	15	1	0	.323	.206	0
	Pawtucket	.230	52	191	37	44	9	1	14	36	0	7	0	33	39	4	1	.508	.333	1
2011	BOSTON	.280	87	254	41	71	18	3	7	28	0	4	1	19	50	1	2	.457	.327	5
	OAKLAND	.242	156	611	85	148	29	5	32	85	1	4	2	55	151	11	1	.463	.305	6
2012	OAKLAND	.226	114	385	54	87	19	2	12	56	1	7	2	46	86	9	2	.379	.307	5
	Stockton	.333	1	3	0	1	0	0	0	0	0	0	0	0	0	0	0	.333	.333	0
	Sacramento	.182	3	11	5	2	0	0	0	0	0	0	0	3	1	2	0	.182	.357	0
<b>ML Totals</b>		<b>.239</b>	<b>413</b>	<b>1371</b>	<b>190</b>	<b>328</b>	<b>73</b>	<b>11</b>	<b>54</b>	<b>178</b>	<b>2</b>	<b>15</b>	<b>6</b>	<b>123</b>	<b>319</b>	<b>22</b>	<b>5</b>	<b>.427</b>	<b>.302</b>	<b>17</b>

## CAREER TRANSACTIONS

**2006** — Selected by the Boston Red Sox organization in the 17th round of the First-Year Player Draft. **2011** — Traded to the Oakland Athletics with pitcher Raul Alcantara and infielder Miles Head for pitcher Andrew Bailey and outfielder Ryan Sweeney, December 28. **2013** — On the disabled list, May 7 to 30; included rehabilitation assignments to Stockton, May 27, and Sacramento, May 28 to 30. On the disabled list, August 26 to September 9.

## DIVISION SERIES RECORD

Year	Club/Opp	AVG	G	AB	R	H	2B	3B	HR	RBI	SH	SF	HP	BB	SO	SB	CS	SLG	OBP	E
2012	OAK vs. DET	.118	5	17	2	2	0	0	1	1	0	0	0	1	10	0	0	.294	.167	0
2013	OAK vs. DET	.235	5	17	1	4	1	0	1	1	0	0	0	2	5	0	0	.471	.316	0
<b>Totals</b>		<b>.176</b>	<b>10</b>	<b>34</b>	<b>3</b>	<b>6</b>	<b>1</b>	<b>0</b>	<b>2</b>	<b>2</b>	<b>0</b>	<b>0</b>	<b>0</b>	<b>3</b>	<b>15</b>	<b>0</b>	<b>0</b>	<b>.382</b>	<b>.243</b>	<b>0</b>

## VS. THE AMERICAN LEAGUE

2013					CAREER					
AVG.	AB	H	HR	RBI	vs. TEAM	AVG.	AB	H	HR	RBI
.063	16	1	0	1	Baltimore	.306	111	34	7	19
.316	19	6	0	4	Boston	.288	52	15	3	14
.280	25	7	1	3	Chicago	.169	71	12	1	7
.267	15	4	0	0	Cleveland	.308	78	24	4	8
.077	13	1	0	1	Detroit	.296	54	16	2	9
.179	39	7	1	5	Houston	.208	48	10	1	6
.417	12	5	1	7	Kansas City	.225	71	16	1	11
.214	56	12	0	1	Los Angeles	.224	125	28	2	6
.400	15	6	1	6	Minnesota	.246	57	14	2	10
.158	19	3	0	1	New York	.146	96	14	2	4
—	0	0	0	0	Oakland	.200	10	2	0	1
.302	53	16	2	9	Seattle	.241	158	38	6	19
.091	11	1	0	1	Tampa Bay	.200	95	19	2	5
.148	27	4	1	2	Texas	.237	118	28	6	14
.333	21	7	5	11	Toronto	.264	87	23	10	25

## VS. THE NATIONAL LEAGUE

2013					CAREER					
AVG.	AB	H	HR	RBI	vs. TEAM	AVG.	AB	H	HR	RBI
—	0	0	0	0	Arizona	.385	13	5	0	1
—	0	0	0	0	Atlanta	—	0	0	0	0
.000	6	0	0	0	Chicago	.000	6	0	0	0
.133	15	2	0	1	Cincinnati	.133	15	2	0	1
—	0	0	0	0	Colorado	.235	17	4	1	1
—	0	0	0	0	Los Angeles	.000	8	0	0	0
—	0	0	0	0	Miami	—	0	0	0	0
.300	10	3	0	1	Milwaukee	.308	13	4	0	1
—	0	0	0	0	New York	—	0	0	0	0
—	0	0	0	0	Philadelphia	.500	8	4	0	0
.000	3	0	0	0	Pittsburgh	.300	10	3	1	2
.200	10	2	0	2	St. Louis	.200	10	2	0	2
—	0	0	0	0	San Diego	.222	18	4	0	5
—	0	0	0	0	San Francisco	.318	22	7	3	7
—	0	0	0	0	Washington	—	0	0	0	0

## MONTHLY BREAKDOWN

2013					CAREER					
AVG.	AB	H	HR	RBI	by MONTH	AVG.	AB	H	HR	RBI
—	0	0	0	0	March	.286	7	2	1	1
.139	79	11	1	13	April	.209	172	36	4	23
.250	16	4	0	2	May	.276	123	34	10	24
.277	94	26	2	10	June	.271	236	64	7	27
.205	73	15	2	12	July	.253	249	63	9	35
.209	67	14	5	9	August	.226	283	64	14	39
.304	56	17	2	10	September	.225	280	63	9	27
—	0	0	0	0	October	.095	21	2	0	2

## BATTING BREAKDOWN

2013					CAREER					
AVG.	AB	H	HR	RBI	by CATEGORY	AVG.	AB	H	HR	RBI
.200	200	40	2	22	Home	.235	678	159	23	93
.254	185	47	10	34	Road	.244	693	169	31	85
.241	166	40	7	29	Day	.238	488	116	22	76
.215	219	47	5	27	Night	.240	883	212	32	102
.218	220	48	4	32	Pre-ASG	.258	620	160	26	92
.236	165	39	8	24	Post-ASG	.224	751	168	28	86
.200	125	25	6	16	vs. LHP	.231	399	92	19	54
.238	260	62	6	40	vs. RHP	.243	972	236	35	124
.276	98	27	3	41	RISP	.224	353	79	11	118
.143	7	1	0	5	Bases Loaded	.129	31	4	1	17
.000	2	0	0	0	Pinch Hitter	.154	26	4	0	2
.000	1	0	0	0	Designated Hitter	.191	47	9	1	6

## BALLPARK BREAKDOWN

	AVG.	AB	H	HR	RBI
Angel Stadium	.271	59	16	1	3
AT&T Park	.091	11	1	1	2
Ballpark in Arlington	.224	67	15	5	7
Camden Yards	.345	58	20	4	8
Chase Field	.385	13	5	0	1
Citizens Bank Park	.571	7	4	0	0
Comerica Park	.316	19	6	0	3
Coors Field	.235	17	4	1	1
Fenway Park	.267	195	52	4	25
Great American Ball Park	.000	7	0	0	0
Kauffman Stadium	.245	49	12	1	9
Miller Park	.300	10	3	0	1
Minute Maid Park	.194	31	6	1	3
O.co Coliseum	.228	500	114	19	74
PNC Park	.300	10	3	1	2
Progressive Field	.367	30	11	2	5
Rogers Centre	.359	39	14	7	13
Safeco Field	.173	75	13	1	7
Target Field	.222	36	8	2	4
Tokyo Dome	.286	7	2	1	1
Tropicana Field	.214	56	12	2	5
U.S. Cellular Field	.146	41	6	1	3
Yankee Stadium	.029	34	1	0	1

## FIELDING STATISTICS

Outfield							
YEAR	PCT.	G	PO	A	E	TC	DP
2009	.968	23	30	0	1	31	0
2010	1.000	25	37	1	0	38	0
2011	.968	80	145	5	5	155	1
2012	.982	144	310	15	6	331	3
2013	.981	113	244	9	5	258	3
<b>Totals</b>	<b>.979</b>	<b>385</b>	<b>766</b>	<b>30</b>	<b>17</b>	<b>813</b>	<b>7</b>

## REDDICK'S CAREER BESTS

**Hits:** 4 (three times), last: June 16, 2013 vs. Seattle  
**Home Runs:** 3, August 9, 2013 at Toronto; 2 (three times), August 10, 2013 at Toronto; September 27, 2012 at Texas; May 11, 2012 vs. Detroit  
**Runs Batted In:** 5 (twice), last: August 9, 2013 at Toronto  
**Stolen Bases:** 1 (22 times), last: August 16, 2013 vs. Cleveland  
**Hitting Streak:** 9, September 3 to 13, 2011  
**Hitless Streak (At Bats):** 30, September 19 to 26, 2012  
**Game Ending RBI:** 3, June 1, 2013 vs. Chicago-AL (walk); July 8, 2012 vs. Seattle (double); August 7, 2011 vs. New York-AL (single).  
**Grand Slams:** 1, August 31, 2012 vs. Boston (Mark Melancon)  
**Pinch-Hit Home Runs:** None.  
**Inside-The-Park Home Runs:** None.  
**Lead Off Home Runs:** None.





**RIGHT-HANDED PITCHER**

**Height/Weight:** 6-3 / 237      **Bats/Throws:** Right / Right

**Birthdate:** June 18, 1984      **Opening Day Age:** 29

**Birthplace/Resides:** El Paso, Texas / El Paso, Texas

**Major League Service:** 2 years, 142 days

**Obtained:** Acquired from the Houston Astros with Jed Lowrie for Chris Carter, Brad Peacock and minor leaguer Max Stassi, February 4, 2013

**Contract Status:** First year of a one-year contract through 2014.

**CAREER HIGHLIGHTS**

Has spent three seasons in the majors with the Angels (2009) and Astros (2011-12) and is 4-13 with a 4.89 ERA in 119 appearances...has posted more strikeouts (136) than innings (123.1) as a Major Leaguer...missed the entire 2013 season after undergoing “Tommy John” surgery March 27...led the Astros in strikeouts as a reliever in 2012...allowed just 17 of 77 (22.1%) inherited runners to score in two seasons with Houston...was one of two relievers to spend the entire 2012 season on Houston’s active roster...his 9.8 strikeouts per nine innings pitched ratio in 2011 was tops on the club and ranked 14th in the National League among right-handed relievers (min. 50 ip)...named MLB.com’s Double-A Relief Pitcher of the Year in 2009 after posting a 3-1 record and a 1.28 ERA in 26 appearances for Arkansas.

**2013 HIGHLIGHTS**

Was acquired from Houston Feb. 4 and posted a 10.13 ERA in four spring training appearances before going on the disabled list March 23 with a sprained right elbow...underwent successful UCL reconstruction surgery on the elbow March 27 and missed the remainder of the season...the procedure was performed by Dr. Thomas Mehlhoff at the Texas Orthopedic Hospital in Houston, Texas.

**CAREER**

**2012**—Spent the entire season in Houston’s bullpen...ranked second on the club in appearances and led all Astros relievers in strikeouts (78)...set career-highs in innings pitched, strikeouts and appearances...ranked fifth in the Majors and third in the National League with 56 inherited runners...allowed 14 of those runners to score (25.0%)...from the beginning of the season until July 2, had allowed just one of his 18 inherited runners to score in 33 games, and led the NL in inherited runners scored percentage (5.6%)...tossed a career-high 4.1 innings Sept. 24 against St. Louis (72 pitches)...that outing bested his previous career high of 3.1 innings which he set Sept. 21 against Pittsburgh (41 pitches)...posted a 3.38 ERA with 22 strikeouts and six walks over his final 12 appearances of the season...from July 27 through the end of the season, ranked tied for third in strikeouts among NL relievers (41).

**2011**—In his first extended Major League action, fanned 57 hitters in 52.1 innings pitched over 47 relief appearances...stranded 18 of 21 inherited runners...had two stints with Houston...began the year as a non-roster invitee at Astros Spring Training before being assigned to Triple-A Oklahoma City...was selected by Houston May 18 and optioned back June 24...recalled from Triple-A July 5 and finished the season with the Astros...had a 26-game run from June 11-Aug. 17, during which he posted a 1-1 record and a 2.25 ERA...on June 24 against Tampa Bay he appeared in the same game with Wandy Rodriguez and Aneury Rodriguez...according to the Elias Sports Bureau, it marked the first game in the modern era (since 1900) that a trio of teammates with the same surname pitched in the same game...went 2-3 with two saves and a 1.50 ERA in 16 games for Oklahoma City...allowed just a .190 opponents batting average.

**2010**—Spent the entire season at Triple-A Salt Lake where he went 4-6 with a 5.92 ERA in 31 games, 17 starts...posted comparable numbers as a reliever (5.75 ERA) and starter (5.96 ERA)...started and finished his season in the bullpen, bookending 16 of his starts from May 30-Aug. 30...began the year on the Angels 40-man roster before being designated for assignment and eventually outrighted to Salt Lake May 11...following the season, pitched for the Tiburones de La Guaira in the Venezuelan Winter League for the second straight season...posted solid numbers as a full-time reliever, going 4-2 with a 2.82 ERA in 20 appearances.

**2009**—Began season at Triple-A Salt Lake, posting a 1-1 record and a 7.54 ERA in 23 relief appearances...it marked his first season as a reliever since 2003...had his contract selected by the Angels April 26...made his Major League debut May 2 at New York (AL), allowing two earned runs in 0.2 innings...optioned to Salt Lake May 4...made last appearance at Salt Lake June 26 before being sent to Double-A Arkansas where he posted a 3-1 record with four saves and a 1.28 ERA in 26 relief appearances...nine of his final 10 outings were scoreless (15.0 ip)...named MLB.com's Double-A Relief Pitcher of the Year...following the season, pitched for the Tiburones de La Guaira in the Venezuelan Winter League, posting a 1-1 record and a 4.05 ERA in 19 relief appearances.

**2008**—Spent the entire season at Double-A Arkansas, posting a 7-11 record with a 5.53 ERA and .289 opponents batting average in 33 games, including 22 starts...began the season in the starting rotation and went 5-10 with a 6.02 ERA and .301 opponents average in his 22 starts...was moved to the bullpen in August and was 2-1 with a 2.12 ERA and .190 average in 11 relief appearances...opponents hit .174 with runners in scoring position and two outs...went 4-1 with a 3.72 ERA in six starts in May...including his lone complete game of the season, a five-hit shutout May 17 against Northwest Arkansas.

**2007**—Compiled an 8-4 record with one complete game and a 4.52 ERA in 22 starts at Double-A Arkansas...won four straight decisions from June 14-July 25...held right-handed batters to a .255 average...was 2-1 with a 1.98 ERA in nine starts at home compared to 6-3 with a 6.50 ERA in 13 starts on the road...pitched for Surprise in the Arizona Fall League after the season and was 2-1 with a 3.97 ERA in six starts.

**2006**—Posted an 11-8 record with one complete game and a 4.57 ERA in 28 games, 27 starts, at Single-A Rancho Cucamonga...led the California League in innings pitched and tied for third in wins...went 6-1 with a 2.29 ERA in 12 games at home compared to 5-7 with a 6.31 ERA in 16 starts on the road.

**2005**—Spent his entire campaign at Single-A Cedar Rapids, finishing 8-10 with four complete games and a 4.18 ERA in 28 starts...ranked first in the Midwest League in complete games and starts while finishing fourth in innings pitched...also led the Kernels in strikeouts (128).

**2004**—Went 4-3 with a 4.14 ERA in 14 games, 12 starts, at rookie level Provo...led Provo in innings pitched (58.2) and strikeouts (54).

**2003**—Began his professional career with the Angels Arizona Rookie League affiliate...made 15 appearances before a promotion to Provo in the rookie level Pioneer League...combined to post an 0-2 record and a 5.52 ERA at his two stops.

## PERSONAL/MISCELLANEOUS

Fernando Rodriguez Jr was originally signed by Angels scout Kevin Ham...attended Franklin High School (El Paso, TX).

## LIFETIME PITCHING RECORD

Year	Club	W	L	ERA	G	GS	CG	SHO	SV	IP	H	R	ER	HR	HB	BB	IBB	SO	WP	BK
2003	AZL Angels	0	2	6.48	15	0	0	0	0	25.0	29	24	18	2	2	14	1	27	1	1
	Provo	0	0	1.50	4	0	0	0	1	6.0	9	4	1	1	0	1	0	9	1	0
2004	Provo	4	3	4.14	14	12	0	0	0	58.2	64	35	27	7	2	18	0	54	5	0
2005	Cedar Rapids	8	10	4.18	28	28	4	0	0	157.1	161	87	73	8	13	49	3	128	2	1
2006	Rancho Cucamonga	11	8	4.57	28	27	1	0	0	163.1	188	92	83	15	7	49	0	112	10	0
2007	Arkansas	8	4	4.52	22	22	1	0	0	125.1	138	71	63	14	5	46	2	61	3	0
2008	Arkansas	7	11	5.53	33	22	1	1	0	136.2	153	96	84	10	10	62	1	85	6	0
2009	Salt Lake	1	1	7.54	23	0	0	0	0	37.0	44	33	31	5	2	23	0	25	3	0
	LOS ANGELES (AL)	0	0	27.00	1	0	0	0	0	0.2	1	3	2	1	0	2	0	1	1	0
	Arkansas	3	1	1.28	26	0	0	0	4	42.1	20	7	6	0	1	22	2	52	3	0
2010	Salt Lake	4	6	5.92	31	17	0	0	0	97.1	134	78	64	12	6	42	0	84	4	0
2011	Oklahoma City	2	3	1.50	16	0	0	0	2	24.0	16	5	4	2	1	11	2	33	5	0
	HOUSTON	2	3	3.96	47	0	0	0	0	52.1	51	24	23	6	3	30	5	57	2	0
2012	HOUSTON	2	10	5.37	71	0	0	0	0	70.1	68	45	42	10	1	34	7	78	10	0
2013	OAKLAND	(Injured — Did not pitch)																		
<b>AL Totals</b>		<b>0</b>	<b>0</b>	<b>27.00</b>	<b>1</b>	<b>0</b>	<b>0</b>	<b>0</b>	<b>0</b>	<b>0.2</b>	<b>1</b>	<b>3</b>	<b>2</b>	<b>1</b>	<b>0</b>	<b>2</b>	<b>0</b>	<b>1</b>	<b>1</b>	<b>0</b>
<b>NL Totals</b>		<b>4</b>	<b>13</b>	<b>4.77</b>	<b>118</b>	<b>0</b>	<b>0</b>	<b>0</b>	<b>0</b>	<b>122.2</b>	<b>119</b>	<b>69</b>	<b>65</b>	<b>16</b>	<b>4</b>	<b>64</b>	<b>12</b>	<b>135</b>	<b>12</b>	<b>0</b>
<b>ML Totals</b>		<b>4</b>	<b>13</b>	<b>4.89</b>	<b>119</b>	<b>0</b>	<b>0</b>	<b>0</b>	<b>0</b>	<b>123.1</b>	<b>120</b>	<b>72</b>	<b>67</b>	<b>17</b>	<b>4</b>	<b>66</b>	<b>12</b>	<b>136</b>	<b>13</b>	<b>0</b>

## CAREER TRANSACTIONS

**2003** — Selected by the Los Angeles Angels in the 18th round of the First-Year Player Draft. **2010** — Elected free agency, November 6; signed by the Houston Astros to a minor league contract, November 16. **2013** — Traded to the Oakland Athletics with infielder Jed Lowrie for pitcher Brad Peacock, infielder Chris Carter and minor league catcher Max Stassi, February 4. On the disabled list, March 23 to November 3.

## VS. THE AMERICAN LEAGUE

2013		CAREER												
ERA	W	L	S	G	IP	ER	vs. TEAM	ERA	W	L	S	G	IP	ER
—	0	0	0	0	0.0	0	Chicago	20.25	0	0	0	2	1.1	3
—	0	0	0	0	0.0	0	Cleveland	0.00	0	0	0	1	0.1	0
—	0	0	0	0	0.0	0	Kansas City	0.00	0	0	0	1	1.0	0
—	0	0	0	0	0.0	0	New York	27.00	0	0	0	1	0.2	2
—	0	0	0	0	0.0	0	Tampa Bay	0.00	0	0	0	1	2.0	0
—	0	0	0	0	0.0	0	Texas	11.12	0	1	0	5	5.2	7

## VS. THE NATIONAL LEAGUE

2013		CAREER												
ERA	W	L	S	G	IP	ER	vs. TEAM	ERA	W	L	S	G	IP	ER
—	0	0	0	0	0.0	0	Arizona	6.75	0	0	0	6	8.0	6
—	0	0	0	0	0.0	0	Atlanta	1.69	0	0	0	5	5.1	1
—	0	0	0	0	0.0	0	Chicago	2.53	1	1	0	10	10.2	3
—	0	0	0	0	0.0	0	Cincinnati	2.08	0	2	0	10	8.2	2
—	0	0	0	0	0.0	0	Colorado	7.71	0	3	0	7	7.0	6
—	0	0	0	0	0.0	0	Los Angeles	0.00	0	0	0	5	4.1	0
—	0	0	0	0	0.0	0	Miami	1.59	0	0	0	5	5.2	1
—	0	0	0	0	0.0	0	Milwaukee	5.63	0	2	0	8	8.0	5
—	0	0	0	0	0.0	0	New York	6.75	1	0	0	3	1.1	1
—	0	0	0	0	0.0	0	Philadelphia	0.00	0	0	0	3	3.0	0
—	0	0	0	0	0.0	0	Pittsburgh	3.38	1	1	0	16	16.0	6
—	0	0	0	0	0.0	0	San Diego	4.15	0	0	0	4	4.1	2
—	0	0	0	0	0.0	0	San Francisco	5.79	0	2	0	9	9.1	6
—	0	0	0	0	0.0	0	St. Louis	7.98	1	0	0	10	14.2	13
—	0	0	0	0	0.0	0	Washington	4.50	0	1	0	7	6.0	3

## MONTHLY BREAKDOWN

2013		CAREER												
ERA	W	L	S	G	IP	ER	by MONTH	ERA	W	L	S	G	IP	ER
—	0	0	0	0	0.0	0	April	4.09	1	3	0	11	11.0	5
—	0	0	0	0	0.0	0	May	4.09	1	2	0	14	11.0	5
—	0	0	0	0	0.0	0	June	6.65	0	2	0	21	23.0	17
—	0	0	0	0	0.0	0	July	3.91	1	2	0	25	23.0	10
—	0	0	0	0	0.0	0	August	4.80	0	3	0	28	30.0	16
—	0	0	0	0	0.0	0	September	5.32	1	1	0	18	23.2	14
—	0	0	0	0	0.0	0	October	0.00	0	0	0	2	1.2	0

## PITCHING BREAKDOWN

2013		CAREER												
ERA	W	L	S	G	IP	ER	by CATEGORY	ERA	W	L	S	G	IP	ER
—	0	0	0	0	0.0	0	Home	4.27	2	5	0	62	71.2	34
—	0	0	0	0	0.0	0	Road	5.75	2	8	0	57	51.2	33
—	0	0	0	0	0.0	0	Day	5.45	0	6	0	36	33.0	20
—	0	0	0	0	0.0	0	Night	4.68	4	7	0	83	90.1	47
—	0	0	0	0	0.0	0	Pre-ASG	5.57	2	8	0	54	51.2	32
—	0	0	0	0	0.0	0	Post-ASG	4.40	2	5	0	65	71.2	35
—	0	0	0	0	0.0	0	Starter	—	0	0	0	0	0.0	0
—	0	0	0	0	0.0	0	Reliever	4.89	4	13	0	119	123.1	67

## BALLPARK BREAKDOWN


	ERA	W	L	S	G	IP	ER
AT&T Park	1.80	0	1	0	5	5.0	1
Busch Stadium	4.50	1	0	0	3	4.0	2
Chase Field	12.00	0	0	0	3	3.0	4
Citi Field	9.00	0	0	0	2	1.0	1
Citizens Bank Park	0.00	0	0	0	1	0.1	0
Coors Field	8.10	0	2	0	4	3.1	3
Dodger Stadium	0.00	0	0	0	4	3.1	0
Great American	3.38	0	1	0	3	2.2	1
Marlins Park	0.00	0	0	0	2	3.0	0
Miller Park	8.10	0	1	0	3	3.1	3
Minute Maid Park	4.27	2	5	0	62	71.2	34
Nationals Park	13.50	0	1	0	2	1.1	2
PETCO Park	0.00	0	0	0	3	3.0	0
PNC Park	5.79	0	1	0	7	4.2	3
Rangers Ballpark	20.25	0	1	0	3	2.2	6
Sun Life Stadium	5.40	0	0	0	2	1.2	1
Turner Field	0.00	0	0	0	1	1.0	0
U.S. Cellular Field	20.25	0	0	0	2	1.1	3
Wrigley Field	1.42	1	0	0	6	6.1	1
Yankee Stadium	27.00	0	0	0	1	0.2	2

## FIELDING STATISTICS

Pitcher							
Year	Pct.	G	PO	A	E	TC	DP
2009	—	1	0	0	0	0	0
2011	1,000	47	2	7	0	9	0
2012	.800	71	3	5	2	10	0
<b>Totals</b>	<b>.895</b>	<b>119</b>	<b>5</b>	<b>12</b>	<b>2</b>	<b>19</b>	<b>0</b>

## RODRIGUEZ' CAREER BESTS

**Low Hit Complete Game:** None  
**Innings Pitched:** 4.1, September 24, 2012 vs. St. Louis  
**Strikeouts:** 5 (twice), last: September 24, 2012 vs. St. Louis  
**Pitches:** 72, September 24, 2012 vs. St. Louis  
**Longest Winning Streak:** 2, May 31 to July 27, 2011  
**Longest Losing Streak:** 7, May 13 to September 10, 2012  
**Longest Scoreless Streak:** 9.2, August 28 to September 22, 2011

**INFIELDER****Height/Weight:** 6-0 / 195**Bats/Throws:** Right / Right**Birthdate:** January 23, 1994**Opening Day Age:** 20**Birthplace/Resides:** Pensacola, Florida / Pace, Florida**Major League Service:** None**Obtained:** Selected in the 1st round (11th selection overall) of the 2012 First-Year Player Draft.**Contract Status:** First year of a one-year contract through 2014.**NON-ROSTER INVITEE****CAREER HIGHLIGHTS**

Was the A's first round selection in the 2012 First-Year Player draft and has compiled a .302 batting average with 39 doubles, 19 triples, 24 home runs and 105 RBI in 165 games over his first two professional seasons...has 84 walks for a .389 on-base percentage and is slugging .528...is 37-for-42 (88.1%) in stolen base attempts...was named the A's number one prospect by *Baseball America* following the 2012 and 2013 seasons...was ranked No. 3 on ESPN.com's Top 100 Prospects list prior to the 2014 season and was No. 12 on MLB.com...earned Postseason All-Star team honors in the California League in 2013 and the Arizona Rookie League in 2012...was named the number one prospect in the Cal League by *Baseball America* in 2013...named to the Arizona Fall League All-Prospect team in 2013...played in the 2013 Futures Game and the 2013 AFL Fall Stars Game.

**2013 HIGHLIGHTS**

Spent nearly the entire regular season at Single-A Stockton where he batted .275 with 29 doubles, 10 triples, 17 home runs and 60 RBI in 107 games...was promoted to Triple-A Sacramento Aug. 31 and went 1-for-13 (.077) with nine strikeouts in three games...combined for a .269 average overall...was one of 12 minor leaguers to reach double figures in doubles, triples and home runs...named to the California League Postseason All-Star team and was named the Cal League's and the A's No. 1 prospect by *Baseball America*...tied for sixth in the CL in triples (10), ranked seventh in slugging (.508), tied for eighth in walks (61) and tied for ninth in extra base hits (56)...was a *Baseball America* High Class A All-Star...was ranked No. 3 on ESPN.com's Top 100 Prospects list prior to the 2014 season and was No. 12 on MLB.com...led the A's farm system in extra base hits (56), ranked second in slugging (.495), tied for second in triples (10), fourth in runs (86), tied for fourth in stolen bases (21), sixth in total bases (219), tied for seventh in doubles (29), eighth in on-base percentage (.369) and 10th in home runs (17) and walks (61)...led Stockton in runs (85), triples (10) and total bases (218)...with the Ports, he batted .282 (92-for-326) with 14 of his 17 home runs against right-handed pitchers compared to .252 (26-for-103) against left-handers...was batting .249 with a .332 on-base percentage and .467 slugging percentage in 55 games at the All-Star Break...then hit .305 with a .424 on-base percentage and .555 slugging percentage in 52 games after the break...had a .232 average with the bases empty compared to .350 with runners on base...hit .310 with runners in scoring position, including .394 with RISP and two outs...went 5-for-7 (.714) with a home run and 10 RBI with the bases loaded...batted .304 in 70 games hitting second and .217 in 37 games batting leadoff...appeared exclusively at shortstop on defense...committed 14 errors for a .968 fielding percentage in 105 games with Stockton...also had one error in two games at short with Sacramento...was named to the Arizona Fall League All-Prospect team following the season after hitting .282 with a home run and five RBI in 21 games with the Mesa Solar Sox...added 10 walks for a .361 on-base percentage...tied for second in the AFL in doubles (8)...was the starting shortstop for the East Division in the Fall Stars Game Nov. 2.

**STOCKTON:** Went 2-for-8 over his first two games before going on the disabled list April 7 with a strained right oblique...was reinstated April 14 and struck out a season high four times in his first game back April 14 at Bakersfield...went 0-for-20 over a six-game stretch from May 3 to 9 and was batting .161 with one home run and five RBI over his first 23 games...then hit .313 with 16 home runs and 53 RBI over his next 77 games from May 10 to Aug. 23...was a single short of the cycle May 10 at Lancaster...homered five times and drove in 14 runs over an 11-game stretch from May 10 to 21...matched his season-highs in hits (3) and doubles (2) May 19 against Lake Elsinore...eight of his 11 hits over an

eight-game stretch from June 1 to 8 were doubles...including three two-double games...had a season-best 14-game hitting streak from June 5 to 25...went 23-for-56 (.411) with 17 runs, seven doubles, three triples, three home runs and 12 RBI during the streak...had a season-high four RBI June 23 against San Jose...batted .333 with 11 doubles and a .622 slugging percentage in 22 games in June...then hit .344 with a .609 slugging percentage and .440 on-base percentage in 16 games in July...was the starting shortstop for the United States in the Futures Game July 14 at Citi Field and went 0-for-2...snapped a season-long 19-game homerless streak with his lone two-homer game of the season July 30 at High Desert...reached base safely via hit, walk or hit by pitch in each of his final 25 games at Stockton beginning Aug. 3...hit .301 with a .467 on-base percentage over that stretch...doubled and drew a season-high four walks Aug. 8 against Bakersfield...had a 12-game hitting streak from Aug. 10 to 23...went 19-for-54 (.352) with 12 runs, five home runs and 11 RBI during the streak...had a grand slam and a season-high four RBI Aug. 13 at Lake Elsinore...went 3-for-19 (.158) over his final seven games with Stockton...that included Aug. 28 at Bakersfield when he walked four times and stole a season-high three bases...had 23 walks in 26 games in August for a .452 on-base percentage...was transferred to Sacramento Aug. 31 and went 1-for-13 (.077) with nine strikeouts in three games.

## CAREER

**2012**—Combined to hit .369 with seven home runs and 45 RBI in 55 games with three different teams in the A's farm system in his professional debut...signed with the A's June 15 after he was selected with the 11th overall pick in the 2012 First-Year Player Draft...despite the late start, he ranked second among A's minor leaguers in triples (9) and tied for eighth in stolen bases (16)...began his career with the A's affiliate in the Arizona Rookie League, was transferred to Vermont of the Short-Season New York-Penn League Aug. 2 and joined Single-A Burlington of the Midwest League Aug. 18...combined with all three clubs for a .594 slugging percentage and .432 on-base percentage...earned Short-Season League All-Star honors from *Baseball America*...hit .386 with all seven of his home runs and 42 of his 45 RBI against right-handed pitching compared to .293 against left-handers...had 23 of his 26 extra base hits against righties for a .642 slugging percentage...slugged .390 against lefties...batted .405 with runners in scoring position, including .500 with RISP and two outs...had 25 multiple hit games in his 55 contests...hit .416 in the sixth inning or later and .379 with a .438 on-base percentage when leading off an inning...appeared in 48 games on defense, all at shortstop...committed 10 errors for a .951 fielding percentage...batted .408 with a .492 on-base percentage in 30 games hitting leadoff...also hit second (8 games), third (8), seventh (4), eighth (4) and sixth (1)...was named the A's number one prospect by *Baseball America*...was also tabbed by the magazine as the best hitter for average, best athlete and best defensive infielder among A's prospects...began his career with the Arizona Rookie League A's and hit .415 with six home runs and 29 RBI in 26 games...led the team in triples (5) despite appearing in fewer than half of the games...was named to the AZL Postseason All-Star team at shortstop...reached base safely via hit, walk or hit by pitch in each of his first 24 games and 25 of 26 overall in the Arizona League...went 1-for-5 in his professional debut June 20 at the Angels...hit his first home run June 29 at the Brewers...had a 19-game hitting streak from June 29 through July 27, which was the longest in the AZL...batted .463 (38-for-72) with six home runs, 25 RBI and nine walks (.516 on-base percentage) during the streak...had his first of two two-steal games July 2 against the Padres (also July 17 at the Giants)...had season-highs in hits (4) and RBI (4) and matched his season-best in runs (3) July 13 against the Diamondbacks...had his first career two-homer game July 20 at the Dodgers...was promoted to Vermont Aug. 2...hit .340 in 13 games with the Lake Monsters...went 8-for-13 (.615) over his first three games, including his second four-hit game of the season Aug. 4 against Batavia...was promoted to Burlington Aug. 18, where he batted .310 in 16 contests...went hitless in his first two games (0-for-4), the only time all year he was held hitless in back-to-back games...went 1-for-12 (.083) in three postseason games for the Bees.

## PERSONAL/MISCELLANEOUS

Addison W. Russell was originally signed by A's scout Kelcey Mucker...graduated from Pace (FL) High School in 2012...hit .460 with 37 home runs in his four-year high school career.

## LIFETIME PLAYING RECORD

Year	Club	AVG.	G	AB	R	H	2B	3B	HR	RBI	SH	SF	HP	BB	SO	SB	CS	SLG	OBP	E
2012	AZL A's	.415	26	106	29	44	4	5	6	29	0	0	1	14	23	9	1	.717	.488	5
	Vermont	.340	13	53	9	18	2	2	1	7	0	0	0	4	13	2	0	.509	.386	1
	Burlington	.310	16	58	8	18	4	2	0	9	1	1	1	5	12	5	1	.448	.369	4
2013	Stockton	.275	107	429	85	118	29	10	17	60	0	3	11	61	116	21	3	.508	.377	14
	Sacramento	.077	3	13	1	1	0	0	0	0	0	0	0	9	0	0	0	.077	.077	1
<b>Minor League Totals</b>		<b>.302</b>	<b>165</b>	<b>659</b>	<b>132</b>	<b>199</b>	<b>39</b>	<b>19</b>	<b>24</b>	<b>105</b>	<b>1</b>	<b>4</b>	<b>13</b>	<b>84</b>	<b>173</b>	<b>37</b>	<b>5</b>	<b>.528</b>	<b>.389</b>	<b>25</b>

## CAREER TRANSACTIONS

**2012** — Selected by the Oakland Athletics organization in the 1st round (11th selection overall) of the First-Year Player Draft.

## RECENT NON-ROSTER INVITEES TO PLAY FOR OAKLAND

<b>2013:</b> Luke Montz	<b>1998:</b> Jim Dougherty, Gil Heredia, Kevin Mitchell, Jack Voigt
<b>2012:</b> Jim Miller, Brandon Moss, Evan Scribner	<b>1997:</b> Patrick Lennon, Richie Lewis, Dave Magadan, Mike Oquist
<b>2011:</b> Andy LaRoche, Jai Miller	<b>1996:</b> Rafael Bournigal, Paul Fletcher, Buddy Groom, Torey Lovullo, Matt Stairs, Dave Telgheder
<b>2010:</b> Cedrick Bowers	<b>1994:</b> Geronimo Berroa, Steve Ontiveros, Ed Vosberg
<b>2009:</b> Kevin Cameron, Matt Carson	<b>1993:</b> Dale Sveum, Curt Young
<b>2008:</b> Brooks Conrad, Kirk Saarloos, Mike Sweeney	<b>1992:</b> Rich Gossage, Mike Kingery, Jeff Parrett
<b>2007:</b> J.J. Furmaniak, Erasmo Ramirez	<b>1991:</b> Brad Komminsk
<b>2006:</b> Doug Clark, Randy Keisler	<b>1989:</b> Chris Bando, Billy Beane, Bill Dawley, Brian Snider
<b>2005:</b> Hiram Bocachica, Jermaine Clark, Britt Reames	
<b>2004:</b> Ramon Castro	
<b>2003:</b> Mike Edwards, David McCarty, Adam Melhuse	
<b>2002:</b> Jose Flores, Larry Sutton	
<b>2001:</b> Andy Abad, Erik Hiljus, Robin Jennings, Tom Wilson	
<b>2000:</b> Jon Ratliff, Rich Sauveur, Jeff Tam	
<b>1999:</b> John Jaha, Kevin Jarvis	

*Note: List only includes players not with the A's organization the previous year*



**RIGHT-HANDED PITCHER****Height/Weight:** 6-5 / 225**Bats/Throws:** Right / Right**Birthdate:** January 23, 1985**Opening Day Age:** 29**Birthplace/Resides:** Merrillville, Indiana / Valparaiso, Indiana**Major League Service:** 4 years, 28 days**Obtained:** Acquired from the Chicago Cubs with Jason Hammel for Dan Straily, minor leaguers Addison Russell and Billy McKinney and a

PTBNL or cash considerations, July 5, 2014

**Contract Status:** First year of a one-year contract through 2014.**CAREER HIGHLIGHTS**

Began his ninth season in the Cubs organization in 2014 and has pitched exclusively at the major league level for Chicago since 2011...joined the Cubs starting rotation in 2012 and is 17-26 with a 4.10 ERA in 61 starts over the last two seasons...had 394 strikeouts over that span, which is sixth most in the National League...went 12-9 with a 4.40 ERA in 128 games, including five starts, over his first four seasons...since 2011, he has averaged 9.1 strikeouts per 9.0 innings pitched, punching out 481 batters in 476.1 innings...was originally drafted by the Cubs in the fifth round of the 2006 draft...signed and made seven starts before returning to the University of Notre Dame in August to fulfill his prior commitment to the football team...named the fourth-best prospect in the Cubs minor league organization heading into the 2007 season by *Baseball America*...signed a five-year Major League deal Jan. 19, 2007 with club options for 2012 and 2013...the Cubs declined his 2012 major league option and re-signed him to a deal for 2012.

**2013 HIGHLIGHTS**

Set career highs with 33 starts, 213.2 innings pitched and 214 strikeouts in his second full season in the starting rotation for Chicago...is the first Cubs pitcher to reach both 200 strikeouts and 200 innings since Ryan Dempster in 2010 (208 strikeouts, 215.1 innings)...went 8-13 with two complete games, one shutout and a 4.34 ERA in his 33 outings...his 19 quality starts ranked second on the club (Travis Wood, 24)...spun two complete games, including his first career shutout, a two-hit effort, May 27 at Chicago (AL)...also went the distance Aug. 19 vs. Washington...was named National League Co-Player of the Week with Miami's Jose Fernandez for the period ending Aug. 26...was 2-0 with a complete game and a 1.59 ERA in two starts...walked two and struck out 12...the Cubs were shut out in six of his 33 starts...allowed three or fewer runs in five of those six starts and two or fewer runs in three of those outings...left four starts with a lead that the team would relinquish...averaged 9.01 strikeouts per 9.0 innings pitched...walked 78 batters...posted a 3.40 ERA and went 6-4 in 17 night games...was 2-9 with a 5.46 ERA in 16 day starts...batted .113 (7-for-62) with two doubles, one home run and two RBI...hit a go-ahead two-run homer in the second inning May 15 vs. Colorado off Jon Garland...struck out a career-high 13 batters April 7 at Atlanta...had the most strikeouts by a Cubs hurler since Mark Prior struck out 16, Sept. 30, 2004 against the Reds...punched out 11, June 1 against the Diamondbacks...has five career 10-strikeout games...his 47 strikeouts in April were second most in franchise history, trailing only Matt Garza's 51 strikeouts in April of 2011...tossed 8.0 scoreless innings of two-hit ball in a 3-1 Opening Day win at Pittsburgh April 1...became just the second Cubs starting pitcher in the last 100 Opening Days to pitch at least eight innings while allowing two or fewer hits, joining Lon Warneke on April 17, 1934 (complete game one-hitter in Cincinnati)...suffered a career-worst, five-game losing skid, April 7-May 10...was 0-5 with a 4.43 ERA in seven starts during the span (two no-decisions)...allowed a career-high tying nine runs and a career-high four home runs in 4.2 innings, July 10 against the Angels...went at least 6.0 innings in eight of his final nine starts dating to Aug. 13...recorded five quality starts in that stretch.

**CAREER**

**2012**—Went 9-13 with a 3.81 ERA in a team-leading 28 starts in his first full season in the starting rotation for Chicago...made his final start Sept. 8 and was shut down after reaching 174.2 innings pitched, five more than he worked in his first four Major League seasons combined...also led the team with 180 strikeouts...tied for the team lead with nine victories (Paul Maholm)...averaged 9.3 strikeouts per 9.0 innings pitched...Chicago went 14-14 in his 28 starts...led the team with 17 quality starts...his 2.58

ERA in 11 starts following the All-Star break was over two runs lower than his 4.71 ERA in 17 starts in the first half...recorded a 2.58 ERA in his final 13 starts from July 2-Sept. 8...that followed a stretch in which he had a 12.27 ERA in four starts from June 9-27...received two or fewer runs of support while he was in the game in 10 of his final 12 starts...recorded a 1.91 ERA in five July starts...threw at least 100 pitches in 13 of his 28 starts...earned the victory April 13 in St. Louis, to stretch his career-best winning streak to five games dating to Aug. 4, 2011...tossed his first career complete game in his final start of the season, a 4-3 victory at Pittsburgh Sept. 8...walked one and struck out nine while throwing a career-high 120 pitches...batted eighth in the lineup...batted .100 (5-for-50) with three RBI and seven sac bunts at the dish.

**2011**—Made a career-high 75 relief appearances for the Cubs, posting a 2.97 ERA with an 8-4 record, 13 holds and 87 strikeouts...the eight wins were the most by a Cubs reliever since Lee Smith had nine in 1986...held the opponent scoreless in 57 of 75 outings, including his last nine (10.0 ip) from Sept. 6-27...retired the first batter faced 55 times in his 75 outings...tossed 2.0 or more frames 15 times, recording a 1.74 ERA in those outings...limited foes to a .200 batting average...was 3-0 with a 2.23 ERA in 36 games following the All-Star Break...was 5-4 with a 3.48 ERA in 39 contests in the first half...logged a 1.77 ERA and a .196 average against in his final 43 outings dating to June 28...posted a 1-0 record with a 0.46 ERA in 18 games vs. the NL East...enjoyed a 15.0-inning scoreless streak (11 appearances) from the fifth frame April 12 to the sixth inning May 11 before allowing three runs in the seventh against St. Louis...the streak was 0.1 innings shy of his career high set Aug. 1-Sept. 1, 2008.

**2010**—Broke camp with Chicago for the first time in his career but spent the majority of the season with Triple-A Iowa...all told, he went 2-2 with an 8.38 ERA in seven games, three starts, with the Cubs...started the campaign in the Cubs bullpen, going 0-1 with an 18.90 ERA in four relief appearances...tossed a season-high 2.0 innings of relief, April 15 vs. Milwaukee, allowing two runs on two hits, while walking two and fanning one...optioned to Iowa April 24, when Ted Lilly returned from the DL...recalled to Chicago, Sept. 7 and made three starts for the club, going 2-1 with a 6.19 ERA...with Iowa, went 11-3 with a 4.37 ERA in 35 games, 15 starts...struck out 102 and walked 67.

**2009**—Split the season between the Cubs and Triple-A Iowa...went 1-3 with a 7.53 ERA in 20 games, including two starts, for Chicago during three stints: April 23-May 6, June 30-Aug. 13 and Sept. 8 through the end of the season...opened the season with Iowa, posting no record and a 3.75 ERA in three appearances, two starts, prior to his April 23 recall...in his first stint with the big club, April 23-May 6, he recorded no record and an 8.10 ERA in five relief outings...was recalled, June 30 and went 1-2 with a 7.77 ERA in 12 games, one start...earned his lone win of the season July 27 vs. Houston, after tossing 2.0 scoreless innings of relief, yielding a pair of knocks and walking one in Chicago's 5-1, 13-inning victory...made his first career Major League start, Aug. 12 against Philadelphia...allowed seven runs on eight hits, while walking none and fanning four in 3.1 innings of work in the Cubs' 12-5 setback...hit his first big league homer, Sept. 23 at Milwaukee off Chris Narveson...with the I-Cubs, was 6-6 with a 4.35 ERA in 18 games, 17 starts...struck out 71 compared to 27 walks.

**2008**—Made 26 relief appearances for Chicago, going 1-0 with one save and a 2.28 ERA in his first Major League action after beginning the year at the Double-A level...posted a 0.95 ERA in 15 outings at Wrigley Field...had a 5.19 ERA in 11 road games...did not allow a run in 13 August contests, spanning 14.1 innings of work...limited the opponent to a .226 batting average, including a .167 mark against left-handed hitters...was promoted from Iowa, July 25, and made his big league debut that day against Florida...allowed one run in 2.0 innings of work...converted his first ML save after tossing 2.0 perfect innings of relief, fanning three, in a July 27 win over Florida...during his season-high 15.1 scoreless-innings streak from Aug. 1 to Sept. 1, he surrendered 10 hits, walked six and fanned 14...earned his first ML win after hurling 1.1 shutout innings, Aug. 29 against Philadelphia, yielding two hits and two walks...prior to his recall, was 7-6 with a 4.29 ERA in 22 games, 21 starts, between Triple-A Iowa and Double-A Tennessee...was named the second best prospect in the Cubs organization by *Baseball America* following the season.

**2007**—Appeared in 30 games, including 26 starts, between Single-A Daytona and Double-A Tennessee in his second professional season...combined to post a 4.57 ERA, including a 3.41 ERA in six starts with Tennessee...allowed two or fewer earned runs to score in 12 of his 20 starts at Daytona...was promoted to Tennessee, Aug. 2...won his first three starts with the Double-A club, posting a 3.12 ERA

with five walks and 12 strikeouts in that span...named the eighth best prospect in the Cubs system by *Baseball America* following the season.

**2006**—Went 1-2 with a 2.70 ERA in a combined seven starts at the Single-A level with Boise and Peoria...started the year in Boise, making five starts and going 1-1 with a 2.37 ERA while striking out 13 and walking just six...finished the season in Peoria where he went 0-1 with a 3.27 ERA in two starts... returned to the University of Notre Dame in August to fulfill his prior commitment to the football team...named the fourth-best prospect in the Cubs minor league organization heading into the 2007 season by *Baseball America*.

**PERSONAL/MISCELLANEOUS**

Jeffrey Alan Samardzija was originally signed by Cubs scout Stan Zielinski...attended the University of Notre Dame where he was first team All-Big East in baseball and first team All-American for football... was projected by *Baseball America* as the 20th best overall prospect (including high school players) heading into the baseball draft but fell to the fifth round due to his dual commitments to baseball and football... finished his Notre Dame football career with a school-record 179 receptions, 2,593 receiving yards and 27 receiving touchdowns...was named first team All-America by the Football Writers Association of America in 2006...signed a five-year major league deal, January 19, 2007...the Cubs declined his 2012 major league option and re-signed him to a deal for 2012.

**LIFETIME PITCHING RECORD**

Year	Club	W	L	ERA	G	GS	CG	SHO	SV	IP	H	R	ER	HR	HB	BB	IBB	SO	WP	BK
2006	Boise	1	1	2.37	5	5	0	0	0	19.0	18	5	5	1	5	6	0	13	2	0
	Peoria	0	1	3.27	2	2	0	0	0	11.0	6	5	4	1	0	6	0	4	0	0
2007	Daytona	3	8	4.95	24	20	1	0	0	107.1	142	69	59	8	1	35	1	45	3	0
	Tennessee	3	3	3.41	6	6	0	0	0	34.1	33	15	13	8	1	9	0	20	0	0
2008	Tennessee	3	5	4.86	16	15	0	0	0	76.0	71	43	41	6	2	42	0	44	4	0
	Iowa	4	1	3.13	6	6	1	0	0	37.1	32	13	13	5	1	16	0	40	3	0
	CHICAGO (NL)	1	0	2.28	26	0	0	0	1	27.2	24	12	7	0	1	15	2	25	2	0
2009	Iowa	6	6	4.35	18	17	1	0	0	89.0	98	46	43	12	3	27	1	71	3	0
	CUBS	1	3	7.53	20	2	0	0	0	34.2	46	29	29	7	1	15	1	21	2	0
2010	CHICAGO (NL)	2	2	8.38	7	3	0	0	0	19.1	21	22	18	4	2	20	1	9	1	0
	Iowa	11	3	4.37	35	15	0	0	0	111.1	86	62	54	9	2	67	3	102	5	1
2011	CHICAGO (NL)	8	4	2.97	75	0	0	0	0	88.0	64	35	29	5	5	50	3	87	8	0
2012	CHICAGO (NL)	9	13	3.81	28	28	1	0	0	174.2	157	79	74	20	4	56	2	180	10	0
2013	CHICAGO (NL)	8	13	4.34	33	33	2	1	0	213.2	210	109	103	25	8	78	3	214	11	0
<b>ML Totals</b>		<b>29</b>	<b>35</b>	<b>4.19</b>	<b>189</b>	<b>66</b>	<b>3</b>	<b>1</b>	<b>1</b>	<b>558.0</b>	<b>522</b>	<b>286</b>	<b>260</b>	<b>61</b>	<b>21</b>	<b>234</b>	<b>12</b>	<b>536</b>	<b>34</b>	<b>0</b>

**CAREER TRANSACTIONS**

**2006** — Selected by the Chicago Cubs organization in the 5th round of the First-Year Player Draft. **2014** — Traded to the Oakland Athletics with pitcher Jason Hammel for pitcher Dan Straily, minor leaguers Addison Russell and Billy McKinney and a player to be named later or cash considerations, July 5.

**DIVISION SERIES RECORD**

Year	Club/Opp.	W	L	ERA	G	GS	CG	SHO	SV	IP	H	R	ER	HR	HB	BB	IBB	SO	WP	BK
2008	CHI vs. LAD	0	0	9.00	1	0	0	0	0	1.0	2	1	1	0	0	0	0	0	0	0

## VS. THE AMERICAN LEAGUE

2013		CAREER												
ERA	W	L	S	G	IP	ER	vs. TEAM	ERA	W	L	S	G	IP	ER
—	0	0	0	0	0.0	0	Boston	8.53	0	1	0	2	6.1	6
0.00	1	0	0	1	9.0	0	Chicago	1.80	1	2	0	5	20.0	4
3.86	1	0	0	1	7.0	3	Houston	3.65	4	2	0	18	37.0	15
—	0	0	0	0	0.0	0	Kansas City	27.00	0	1	0	1	0.1	1
17.36	0	1	0	1	4.2	9	Los Angeles	17.36	0	1	0	1	4.2	9
—	0	0	0	0	0.0	0	Minnesota	19.64	0	1	0	1	3.2	8
—	0	0	0	0	0.0	0	New York	6.75	0	0	0	1	1.1	1
2.57	0	0	0	1	7.0	2	Seattle	2.57	0	0	0	1	7.0	2

## VS. THE NATIONAL LEAGUE

2013		CAREER												
ERA	W	L	S	G	IP	ER	vs. TEAM	ERA	W	L	S	G	IP	ER
4.50	0	0	0	2	12.0	6	Arizona	5.40	0	1	0	8	21.2	13
6.35	0	1	0	1	5.2	4	Atlanta	3.46	2	1	0	9	26.0	10
—	0	0	0	0	0.0	0	Chicago	—	0	0	0	0	0.0	0
5.16	0	2	0	5	29.2	17	Cincinnati	4.92	1	3	0	21	56.2	31
1.76	2	0	0	2	15.1	3	Colorado	2.01	2	0	0	7	31.1	7
4.50	0	1	0	1	6.0	3	Los Angeles	4.91	1	2	0	4	14.2	8
9.00	0	0	0	1	6.0	6	Miami	5.46	2	1	1	13	31.1	19
3.00	0	1	0	3	21.0	7	Milwaukee	3.58	2	4	0	20	55.1	22
—	0	0	0	0	0.0	0	New York	7.00	0	2	0	8	18.0	14
12.60	0	1	0	2	10.0	14	Philadelphia	10.80	1	3	0	9	20.0	24
3.00	1	3	0	5	33.0	11	Pittsburgh	2.11	4	3	0	18	64.0	15
3.46	1	0	0	2	13.0	5	San Diego	2.76	3	1	0	6	29.1	9
3.00	0	1	0	1	6.0	2	San Francisco	2.70	0	1	0	7	16.2	5
3.14	1	1	0	2	14.1	5	St. Louis	4.47	4	3	0	18	54.1	27
3.86	1	1	0	2	14.0	6	Washington	2.35	2	2	0	11	38.1	10

## MONTHLY BREAKDOWN

2013		CAREER												
ERA	W	L	S	G	IP	ER	by MONTH	ERA	W	L	S	G	IP	ER
3.35	1	4	0	6	37.2	14	April	4.23	5	6	0	27	83.0	39
2.31	2	2	0	5	35.0	9	May	2.89	6	5	0	24	90.1	29
4.20	2	1	0	6	40.2	19	June	5.94	4	8	0	25	80.1	53
5.28	1	2	0	5	30.2	18	July	3.75	4	4	1	34	96.0	40
5.54	2	2	0	6	39.0	24	August	4.13	5	7	0	45	117.2	54
5.58	0	2	0	5	30.2	19	September	4.47	5	5	0	34	90.2	45

## PITCHING BREAKDOWN

2013		CAREER												
ERA	W	L	S	G	IP	ER	by CATEGORY	ERA	W	L	S	G	IP	ER
4.76	3	5	0	17	107.2	57	Home	4.20	14	13	1	95	270.0	126
3.91	5	8	0	16	106.0	46	Road	4.19	15	22	0	94	288.0	134
5.46	2	9	0	16	97.1	59	Day	5.05	10	21	1	94	267.1	150
3.40	6	4	0	17	116.1	44	Night	3.41	19	14	0	95	290.2	110
4.06	5	9	0	19	124.0	56	Pre-ASG	4.38	16	22	0	87	289.2	141
4.72	3	4	0	14	89.2	47	Post-ASG	3.99	13	13	1	102	268.1	119
4.34	8	13	0	33	213.2	103	Starter	4.32	19	29	0	66	412.2	198
—	0	0	0	0	0.0	0	Reliever	3.84	10	6	1	123	145.1	62

## BALLPARK BREAKDOWN

	ERA	W	L	S	G	IP	ER
AT&T Park	2.84	0	0	0	2	6.1	2
Busch Stadium	4.50	4	2	0	8	28.0	14
Chase Field	5.02	0	1	0	6	14.1	8
Citi Field	3.38	0	1	0	4	10.2	4
Citizens Bank Park	15.43	0	2	0	4	7.0	12
Coors Field	1.88	1	0	0	4	14.1	3
Dodger Stadium	6.14	0	1	0	2	7.1	5
Fenway Park	27.00	0	0	0	1	1.0	3
Great American	5.52	1	3	0	10	29.1	18
Kauffman Stadium	27.00	0	1	0	1	0.1	1
Marlins Park	12.27	0	1	0	1	3.2	5
Miller Park	4.35	0	2	0	11	31.0	15
Minute Maid Park	3.27	0	1	0	4	11.0	4
Nationals Park	3.38	0	2	0	6	18.2	7
PETCO Park	1.76	1	1	0	3	15.1	3
PNC Park	0.73	4	1	0	9	37.0	3
Safeco Field	2.57	0	0	0	1	7.0	2
Shea Stadium	4.50	0	0	0	2	2.0	1
Sun Life Stadium	4.91	2	0	0	5	11.0	6
Target Field	19.64	0	1	0	1	3.2	8
Turner Field	4.76	1	1	0	6	17.0	9
U.S. Cellular Field	0.75	1	1	0	3	12.0	1
Wrigley Field	4.20	14	13	1	95	270.0	126

## FIELDING STATISTICS

Pitcher							
Year	Pct.	G	PO	A	E	TC	DP
2008	1.000	26	3	4	0	7	0
2009	.889	20	4	4	1	9	0
2010	1.000	7	2	1	0	3	0
2011	.933	75	2	12	1	15	1
2012	.950	28	13	25	2	40	1
2013	.929	33	23	16	3	42	2
<b>Totals</b>	<b>.940</b>	<b>189</b>	<b>47</b>	<b>62</b>	<b>7</b>	<b>116</b>	<b>4</b>

## SAMARDZIJA'S CAREER BESTS

**Low Hit Complete Game:** 2, May 27, 2013 at Chicago (AL)

**Innings Pitched:** 9.0 (four times), last: May 5, 2014 vs. Chicago (AL)

**Strikeouts:** 13, April 7, 2013 at Atlanta; 11, June 1, 2013 vs. Arizona; 11, August 13, 2012 vs. Houston; 11, July 2, 2012 at Atlanta; 10, August 29, 2012 vs. Milwaukee

**Pitches:** 126, May 5, 2014 vs. Chicago (AL)

**Longest Winning Streak:** 5, August 4, 2011 to April 13, 2012

**Longest Losing Streak:** 6, September 11, 2013 to May 16, 2014

**Longest Scoreless Streak:** 15.1, August 1 to September 1, 2008

**LEFT-HANDED PITCHER****Height/Weight:** 6-3 / 235**Bats/Throws:** Left / Left**Birthdate:** November 4, 1985**Opening Day Age:** 28**Birthplace/Resides:** Houston, Texas / Bellaire, Texas**Major League Service:** 1 year, 56 days**Obtained:** Claimed off waivers from Philadelphia, February 17, 2014**Contract Status:** First year of a one-year contract through 2014.**CAREER HIGHLIGHTS**

Compiled a 3-2 record and a 4.15 ERA in 41 appearances in three seasons with Philadelphia...had four stints with the Phillies in both 2012 and 2013...was the Phillies first round draft pick in 2007 and began his career as a starter...tied for second among all minor league pitchers in wins (16) in 2009...then went 1-12 with a 4.66 ERA in 28 games, 19 starts, with Triple-A Lehigh Valley in 2010...also hit .348 in 23 games and was converted to first base in the Florida Instructional League following the season...began 2011 as a first baseman/designated hitter but was switched back to pitcher in late June and made his Major League debut in September.

**2013 HIGHLIGHTS**

Was 2-0 with a 3.15 ERA in 18 relief appearances over four stints with Philadelphia...spent the balance of the season at Triple-A Lehigh Valley where he went 3-1 with two saves and a 3.80 ERA in 20 relief appearances...with the Phillies, allowed a .205 opponents batting average, including .118 (6-for-51) against right-handed hitters compared to .409 (9-for-22) against left-handers...opponents hit .158 with runners in scoring position, including .111 with RISP and two outs...has yielded a .195 (8-for-41) average with RISP in his career...compiled a 1.38 ERA and .178 opponents batting average in 10 games before the All-Star Break...then logged a 6.43 ERA and .250 opponents average in eight games after the break...first batters faced were 3-for-14 (.214) with three walks and a sacrifice fly...has a .176 (6-for-34) batting average against first batters in his career...allowed 1 of 2 (50.0%) inherited runners to score.

**PHILADELPHIA:** Was recalled from Lehigh Valley April 19 and pitched just once during his first stint...tossed a scoreless ninth inning April 20 against St. Louis (1 bb, 1 so) before he was optioned April 21...returned May 6 but did not pitch before he was sent back to Lehigh Valley May 9...recalled a third time May 31 and logged a 1.50 ERA and .190 opponents batting average in nine relief appearances before he was placed on the disabled list July 14 with loose bodies in his left elbow...allowed four unearned runs over that stretch and walked eight batters in 12.0 innings...made one rehab start with the Gulf Coast League Phillies Aug. 22 against the Braves (1.0 ip, 1 so) and one appearance in relief with Single-A Clearwater against Lakeland (1.0 ip, 1 so)...was reinstated from the disabled list and option to Lehigh Valley Aug. 28...was recalled Sept. 3 and posted a 6.43 ERA in eight appearances in September...four of the five runs he allowed came Sept. 15 at Washington when he allowed four hits in 0.1 innings.

**LEHIGH VALLEY:** Struck out 29 batters in 23.1 innings with the IronPigs, an average of 11.19 strikeouts per nine innings...allowed a .209 opponents batting average, which broke down to .194 (6-for-31) against left-handed hitters compared to .218 (12-for-55) against right-handers...yielded a .161 average with the bases empty compared to .300 with runners on base...including .313 with runners in scoring position...did not allow an earned run in 11 games at home (14.1 ip)...had a 9.64 ERA and both of his saves in nine games on the road...stranded both of his inherited runners...had not allowed a run in five games (7.2 ip) when the Phillies called for the first time April 19...including April 15 at Pawtucket when he tossed 2.0 perfect innings for his first save...was credited with his second save April 27 at Louisville...had a 0.63 ERA over his first 11 appearances...then allowed four runs in 0.2 innings May 14 at Norfolk and five runs in 0.1 innings May 17 at Norfolk...finished the Triple-A portion of his campaign with a seven-game, 8.1 inning scoreless streak...had a 0.40 ERA and .154 opponents batting average excluding the two Norfolk games.

## CAREER

**2012**—Shuttled between Triple-A Lehigh Valley and the Phillies all season...made his first career Opening Day roster...had four separate stints with the Phillies from April 5 to 15, April 21 to May 10, May 16 to June 27 and July 13 to 31...made eight consecutive scoreless appearances in the minors from July 4 to Aug. 12 (9.0 ip)...did not allow an earned run over his final five appearances in the minors, Aug. 19 to 31 (6.0 ip)...earned his first Major League win, July 23 against Milwaukee...threw more than 1.0 inning in nine of his 19 appearances with the Phillies...had a 3.12 ERA over his first 13 games, a 10.57 ERA over his final six outings...held opponents to a .143 average over his first six games and a .311 mark over his final 13.

**2011**—Began the season with Single-A Clearwater as a first baseman/designated hitter...was named the Phillies Minor League Player of the Week, April 7-17...batted .550 (22-for-40) with a home run, four RBI and eight runs scored in 11 games...had 18 multi-hit games...was promoted to Double-A Reading June 16 and was converted back to pitcher June 27...five of his six relief appearances with Reading were scoreless...slugged a grand slam July 4 at Bowie...promoted to Lehigh Valley July 14...earned the win in his Triple-A debut, July 14 against Syracuse in the second game of a doubleheader...had a season-best 14.1-inning scoreless streak over an 11-game stretch from July 26 to Aug. 27...recorded his first professional save, Aug. 17 against Rochester (1.2 ip)...made three scoreless relief appearances (3.1 ip) in the playoffs for Lehigh Valley...combined to go 5-0 with two saves and a 1.50 ERA in 25 games between all three levels of the minors...walked just six batters in 36.0 innings (1.50 per nine innings)...batted a .294 in the minors...had his contract selected by the Phillies Sept. 16...made his Major League debut in the first game of a doubleheader Sept. 20 against Washington (0.1 ip)...opponents had only one hit in eight at bats against him; lefties were 0-for-4.

**2010**—Was a non-roster invitee to Phillies spring training but spent the entire season with Lehigh Valley...earned his only win of the season, May 24 against Buffalo...lost his final eight decisions from June 4 to Sept. 3...went 1-10 with a 5.01 ERA in his 19 starts compared to 0-2 with a 3.38 ERA in nine relief appearances...batted .348 (16-for-46) in 23 games as a pitcher, pinch hitter and designated hitters...was converted to first base in the Florida Instructional League following the season.

**2009**—Split the season between Reading and Lehigh Valley...combined to go 16-6 with a 4.40 ERA in 28 games, including 27 starts...tied for second among all minor league pitchers in wins (16)...began the season with Reading...named to the Eastern League Midseason All-Star team...won 12 consecutive decisions from April 28 to July 9, which included a span of six straight starts from May 25 to June 20...named Phillies Minor League Pitcher of the Month for June after going 5-0 with a 1.76 ERA in six starts...earned the win in his lone relief appearance of the season, June 20 against Harrisburg (5.0 ip, 4 h)...batted a combined .225 (9-for-40) with two doubles, a RBI, three walks and four strikeouts...was promoted to Lehigh Valley July 31, where he finished the season...was leading the EL in wins at the time of his promotion...did not allow a home run in 39.0 innings with Lehigh Valley

**2008**—Was a non-roster invitee to Phillies spring training...spent the season with Clearwater...did not allow a home run in 13 straight appearances, including 11 starts, (70.0 ip) from June 1 to Aug. 11...served as the designated hitter in four games and went 3 for 13 (.231) with a walk, two doubles and a RBI.

**2007**—Pitched for Single-A Williamsport and made his professional debut, Aug. 5 against Batavia (3.0 ip, 1 h, 2 so)...allowed one earned run or fewer in five of his seven starts...had 17 strikeouts in his final 16.2 innings...pitched for Peoria in the Arizona Fall League following the season...went 1-1 with a 0.64 ERA in five starts.

## PERSONAL/MISCELLANEOUS

Joseph Cain Savery was originally signed by Phillies scout Steve Cohen...graduated from Lamar High School (TX), where he played baseball and football...attended Rice University...is married, Jennifer.

## LIFETIME PITCHING RECORD

Year	Club	W	L	ERA	G	GS	CG	SHO	SV	IP	H	R	ER	HR	HB	BB	IBB	SO	WP	BK
2007	Williamsport	2	3	2.73	7	7	0	0	0	26.1	22	9	8	0	0	13	0	22	1	0
2008	Clearwater	9	10	4.13	27	24	0	0	0	150.1	171	84	69	10	6	60	1	122	6	0
2009	Reading	12	4	4.41	21	20	1	0	0	112.1	111	55	55	13	1	53	1	77	6	0
	Lehigh Valley	4	2	4.38	7	7	1	0	0	39.0	42	23	19	0	1	24	0	19	2	0
2010	Lehigh Valley	1	12	4.66	28	19	0	0	0	127.1	154	78	66	13	4	51	1	67	1	1
2011	Clearwater	0	0	0.00	1	0	0	0	0	2.0	2	0	0	0	0	0	0	1	0	0
	Reading	1	0	1.00	6	0	0	0	0	9.0	7	1	1	0	0	0	0	14	0	0
	Lehigh Valley	4	0	1.80	18	0	0	0	2	25.0	23	6	5	0	0	6	0	26	1	0
	PHILADELPHIA	0	0	0.00	4	0	0	0	0	2.2	1	0	0	0	0	0	0	2	0	0
2012	PHILADELPHIA	1	2	5.40	19	0	0	0	0	25.0	26	17	15	4	1	8	1	16	0	1
	Lehigh Valley	1	1	4.24	20	0	0	0	2	23.1	27	14	11	3	1	9	1	26	1	0
2013	Lehigh Valley	3	1	3.80	20	0	0	0	2	23.2	28	11	10	2	0	9	1	29	0	0
	PHILADELPHIA	2	0	3.15	18	0	0	0	0	20.0	15	11	7	1	0	11	0	14	0	0
	GCL Phillies	0	0	0.00	1	1	0	0	0	1.0	0	0	0	0	0	0	0	1	0	0
	Clearwater	0	0	0.00	1	0	0	0	0	1.0	0	0	0	0	0	0	0	1	0	0
ML Totals		3	2	4.15	41	0	0	0	0	47.2	42	28	22	5	1	19	1	32	0	1

## LIFETIME PLAYING RECORD

Year	Club	AVG.	G	AB	R	H	2B	3B	HR	RBI	SH	SF	HP	BB	SO	SB	CS	SLG	OBP	E
2008	Clearwater	.231	4	13	2	3	2	0	0	1	1	0	0	1	0	0	0	.385	.286	2
2009	Reading	.235	21	34	6	8	2	0	0	1	2	0	0	2	3	0	0	.294	.278	0
	Lehigh Valley	.167	4	6	1	1	0	0	0	0	0	0	0	1	1	0	0	.167	.286	0
2010	Lehigh Valley	.348	23	46	5	16	3	0	1	6	2	0	0	10	0	0	0	.478	.348	0
2011	Clearwater	.307	54	205	22	63	9	3	2	25	0	2	0	21	28	0	2	.410	.368	2
	Reading	.200	16	35	2	7	3	0	1	6	0	0	0	3	8	0	0	.371	.263	0
	Lehigh Valley	.400	9	5	0	2	0	0	0	1	0	0	0	0	2	0	0	.400	.400	0
2012	PHILADELPHIA	.000	16	2	0	0	0	0	0	0	0	0	0	1	0	0	0	.000	.000	1
	Lehigh Valley	.500	21	2	0	1	1	0	0	0	1	0	0	0	0	0	0	1.000	.500	1
2013	Lehigh Valley	.000	7	2	0	0	0	0	0	0	0	0	0	0	0	0	0	.000	.000	0
	PHILADELPHIA	.000	17	0	0	0	0	0	0	0	1	0	0	0	0	0	0	.000	.000	1
ML Totals		.000	33	2	0	0	0	0	0	0	1	0	0	1	0	0	0	.000	.000	1

## CAREER TRANSACTIONS

**2004** — Selected by the Los Angeles Dodgers organization in the 15th round of the First-Year Player Draft; did not sign. **2007** — Selected by the Philadelphia Phillies organization in the 1st round (19th selection overall) of the First-Year Player Draft. **2013** — On the disabled list, July 14 to August 27; included rehabilitation assignment to GCL Phillies, August 22 to 24, and Clearwater, August 25 to 27. **2014** — Claimed off waivers by the Oakland Athletics, February 17.



## VS. THE AMERICAN LEAGUE

2013										CAREER					
ERA	W	L	S	G	IP	ER	vs. TEAM	ERA	W	L	S	G	IP	ER	
—	0	0	0	0	0.0	0	Baltimore	0.00	0	1	0	1	0.1	0	
—	0	0	0	0	0.0	0	Boston	0.00	0	0	0	1	2.0	0	
0.00	1	0	0	1	1.0	0	Chicago	0.00	1	0	0	1	1.0	0	
9.00	0	0	0	1	1.0	1	Minnesota	12.00	0	0	0	2	3.0	4	
—	0	0	0	0	0.0	0	Toronto	13.50	0	1	0	1	0.2	1	

## VS. THE NATIONAL LEAGUE

2013										CAREER					
ERA	W	L	S	G	IP	ER	vs. TEAM	ERA	W	L	S	G	IP	ER	
—	0	0	0	0	0.0	0	Arizona	0.00	0	0	0	1	1.1	0	
0.00	0	0	0	3	4.0	0	Atlanta	0.00	0	0	0	7	7.0	0	
—	0	0	0	0	0.0	0	Chicago	—	0	0	0	0	0.0	0	
—	0	0	0	0	0.0	0	Cincinnati	—	0	0	0	0	0.0	0	
0.00	0	0	0	1	2.0	0	Colorado	0.00	0	0	0	1	2.0	0	
0.00	0	0	0	1	1.0	0	Los Angeles	0.00	0	0	0	3	5.1	0	
0.00	0	0	0	1	1.2	0	Miami	2.70	0	0	0	2	3.1	1	
0.00	0	0	0	1	1.0	0	Milwaukee	0.00	1	0	0	2	2.0	0	
3.86	0	0	0	2	2.1	1	New York	2.08	0	0	0	5	4.1	1	
—	0	0	0	0	0.0	0	Philadelphia	—	0	0	0	0	0.0	0	
0.00	0	0	0	1	1.0	0	Pittsburgh	12.27	0	0	0	2	3.2	5	
0.00	1	0	0	2	2.0	0	San Diego	0.00	1	0	0	3	4.0	0	
—	0	0	0	0	0.0	0	San Francisco	—	0	0	0	0	0.0	0	
0.00	0	0	0	1	1.0	0	St. Louis	6.00	0	0	0	2	3.0	2	
22.50	0	0	0	3	2.0	5	Washington	15.43	0	0	0	7	4.2	8	

## MONTHLY BREAKDOWN

2013										CAREER					
ERA	W	L	S	G	IP	ER	by MONTH	ERA	W	L	S	G	IP	ER	
0.00	0	0	0	1	1.0	0	April	1.35	0	0	0	5	6.2	1	
—	0	0	0	0	0.0	0	May	6.14	0	0	0	7	7.1	5	
2.25	1	0	0	6	8.0	2	June	5.50	1	2	0	12	18.0	11	
0.00	1	0	0	3	4.0	0	July	0.00	2	0	0	5	6.0	0	
—	0	0	0	0	0.0	0	August	—	0	0	0	0	0.0	0	
6.43	0	0	0	8	7.0	5	September	4.66	0	0	0	12	9.2	5	

## PITCHING BREAKDOWN

2013										CAREER					
ERA	W	L	S	G	IP	ER	by CATEGORY	ERA	W	L	S	G	IP	ER	
2.25	1	0	0	7	8.0	2	Home	3.27	2	0	0	17	22.0	8	
3.75	1	0	0	11	12.0	5	Road	4.91	1	2	0	24	25.2	14	
8.44	0	0	0	4	5.1	5	Day	6.46	0	2	0	12	15.1	11	
1.23	2	0	0	14	14.2	2	Night	3.06	3	0	0	29	32.1	11	
1.38	2	0	0	10	13.0	2	Pre-ASG	4.25	2	2	0	27	36.0	17	
6.43	0	0	0	8	7.0	5	Post-ASG	3.86	1	0	0	14	11.2	5	
—	0	0	0	0	0.0	0	Starter	—	0	0	0	0	0.0	0	
3.15	2	0	0	18	20.0	7	Reliever	4.15	3	2	0	41	47.2	22	

## BALLPARK BREAKDOWN

	ERA	W	L	S	G	IP	ER
Busch Stadium	9.00	0	0	0	1	2.0	2
Camden Yards	0.00	0	1	0	1	0.1	0
Chase Field	0.00	0	0	0	1	1.1	0
Citi Field	0.00	0	0	0	1	1.0	0
Citizens Bank Park	3.27	2	0	0	17	22.0	8
Coors Field	0.00	0	0	0	1	2.0	0
Dodger Stadium	0.00	0	0	0	1	1.0	0
Marlins Park	0.00	0	0	0	1	1.2	0
Miller Park	0.00	0	0	0	1	1.0	0
Nationals Park	23.63	0	0	0	4	2.2	7
PETCO Park	0.00	1	0	0	2	3.0	0
PNC Park	0.00	0	0	0	1	1.0	0
Rogers Centre	13.50	0	1	0	1	0.2	1
Target Field	12.00	0	0	0	2	3.0	4
Turner Field	0.00	0	0	0	6	5.0	0

## FIELDING STATISTICS

Pitcher								
Year	Pct.	G	PO	A	E	TC	DP	
2011	1.000	4	0	1	0	1	0	
2012	.889	19	1	7	1	9	0	
2013	.750	18	1	2	1	4	0	
<b>Totals</b>	<b>.857</b>	<b>41</b>	<b>2</b>	<b>10</b>	<b>2</b>	<b>14</b>	<b>0</b>	

## SAVERY'S CAREER BESTS

**Low Hit Complete Game:** None  
**Innings Pitched:** 2.2, June 27, 2012 vs. Pittsburgh  
**Strikeouts:** 3 (three times), last: September 23, 2013 at Miami  
**Pitches:** 53, June 27, 2012 vs. Pittsburgh  
**Longest Winning Streak:** 3, July 23, 2012 to present  
**Longest Losing Streak:** 2, June 10 to 16, 2012  
**Longest Scoreless Streak:** 5.1, May 29 to June 10, 2012

**RIGHT-HANDED PITCHER****Height/Weight:** 6-3 / 190**Bats/Throws:** Right / Right**Birthdate:** July 19, 1985**Opening Day Age:** 28**Birthplace/Resides:** New Milford, Connecticut / Washington Depot, Connecticut**Major League Service:** 1 year, 88 days**Obtained:** Claimed off waivers from San Diego, October 25, 2011**Contract Status:** First year of a one-year contract through 2014.**CAREER HIGHLIGHTS**

Was claimed by the A's off waivers from San Diego following the 2011 season and has a 3.34 ERA in 48 games with Oakland over the last two years...made his Major League debut with the Padres in 2011, posting a 7.07 ERA in 10 relief appearances over two stints...is 25-19 with 68 saves and a 2.78 ERA (111 er in 360.0 ip) in 271 relief appearances in seven minor league seasons...has 435 career strikeouts and just 93 walks for a strikeout-to-walk ratio of 4.68...averages 10.88 strikeouts per nine innings...was named to the Texas League Midseason All-Star Team in 2009 and 2010...pitched for Peoria in the Arizona Fall League in 2009.

**2013 HIGHLIGHTS**

Spent most of the season with Triple-A Sacramento but appeared in 18 games over five stints with the A's...had no decisions, a 4.39 ERA and .243 opponents batting average...allowed a .220 (11-for-50) opponents average against left-handed hitters compared to .263 (15-for-57) with all three of his home runs against right-handers...first batters faced were 5-for-18 (.278) with no walks...allowed 3-of-9 (33.3%) inherited runners to score...had a 3.65 ERA in nine games in Oakland, 5.02 in nine games on the road...tossed at least one inning in 17 of his 18 outings, including two or more six times...was on the A's Opening Day roster and allowed a run in each of his first two appearances for a 5.40 ERA...then did not allow a run in his next five outings for a 7.1-inning scoreless streak from April 7 to 19...the streak ended April 19 at Tampa Bay when allowed four runs on four hits in 3.0 innings...all three figures matched his career high...had a 4.26 ERA and .224 opponents batting average in eight games when he was optioned to Sacramento April 20...returned April 30 and allowed five runs on eight hits in 6.0 innings over four games during his second stint (7.50 ERA)...matched his career high by tossing 3.0 innings May 9 at Cleveland...also allowed three runs in the game and was optioned to Sacramento the next day...returned Aug. 3 and appeared in just one game Aug. 4 against Texas (1.0 ip, 1 h, 1 so) before he was sent back to Sacramento Aug. 9...did not pitch during his fourth stint from Aug. 26 to 28...was recalled Sept. 3 when the Triple-A season ended and logged a 2.57 ERA in five appearances in September...allowed two runs in 1.0 inning in his final outing of the season Sept. 22 against Minnesota to snap a 9.0-inning scoreless streak dating back to May 9.

**SACRAMENTO:** Was 3-1 with a save, a 2.22 ERA and .192 opponents batting average in 31 relief appearances with Sacramento...yielded just two home runs in 44.2 innings...walked just nine batters while striking out 58 for a strikeout-to-walk ratio of 6.44...averaged 1.81 walks per nine innings and 11.69 strikeouts...allowed just 3-of-20 (15.0%) inherited runners to score...his opponents batting average included a .164 (12-for-73) mark against left-handed hitters compared to .213 (20-for-94) against right-handers...yielded a .263 average to batters leading off an inning...opponents were 2-for-21 (.095) with runners in scoring position and two outs...compiled a 1.48 ERA in 21 games before the All-Star Break, 3.77 in 10 games after the break...did not allow a run in the ninth inning (9.2 ip)...allowed 10 of his 12 runs in the eighth inning for a 4.26 ERA...posted a 1.18 ERA in 24 night games...allowed six of his 12 runs during the day (8.10 ERA)...converted 1-of-2 (50.0%) save opportunities...tossed at least one inning in 30 of his 31 outings, including two or more nine times...joined the River Cats following his April 20 option from Oakland and had season highs in runs (3) and hits (4) in his first outing April 23 against Reno...also allowed his first home run, but would not surrendered another long ball until Aug. 21, a span of 27 games and 40.2 innings...tossed a season-high 2.1 scoreless innings for the win April 27 against Salt Lake...matched the innings pitched June 24 against Colorado Springs and Aug. 21 at Colorado Springs...had an 8.10 ERA in two appearances when he was sent back to Oakland

April 30...optioned back to Sacramento May 10...was credited with his lone save of the season May 18 against Oklahoma City when he tossed 1.1 scoreless innings...struck out a season-high five batters in 2.1 innings May 21 against New Orleans...also fanned five June 24 against Colorado Springs and July 2 against Tucson...did not allow a run in 15 of 16 appearances from May 25 to July 14 (1 er in 22.2 ip, 0.40 ERA)...including an 11.1-inning scoreless streak from May 25 to June 18...walked two batters in 1.0 innings June 21 at Salt Lake, his only outing with more than one walk...had a 1.48 ERA when he allowed three runs in back-to-back outings July 18 and 21 at Salt Lake...had a 2.48 ERA in 25 games overall when he joined the A's for a third time Aug. 4...was optioned back to Sacramento Aug. 9 and allowed one run in four games (6.1 ip) before he was sent back to Oakland Aug. 26...optioned back to Sacramento Aug. 29 and finished the season with two scoreless outings (2.0 ip).

## CAREER

**2012**—Split his season between Oakland and Sacramento...was 2-0 with a save and a 2.55 ERA in 30 relief appearances over three stints with the A's...posted a 3-0 record, eight saves and a 3.03 ERA in 26 games with the River Cats...allowed a .221 opponents batting average with the A's, including .183 against right-handed hitters compared to .278 against left-handers...allowed both of his home runs and issued eight of his 12 walks to lefties...had a .221 on-base percentage and .280 slugging percentage against righties compared to .371 and .463 against lefties...first batters faced were 4-for-28 (.143) with two walks (.200 on-base percentage)...allowed 4-of-13 (30.8%) inherited runners to score...opponents hit .286 with runners in scoring position but were 2-for-16 (.125) with RISP and two outs...compiled a 0.53 ERA in 13 day games, a 4.42 ERA in 17 outings at night...did not allow an earned run in the seventh (5.1 ip) or eighth (10.0 ip) innings...was selected from Sacramento June 6...made his A's debut June 10 at Arizona, retiring all four batters that he faced (1.1 ip, 2 so)...tossed a career-high tying 3.0 scoreless innings in the A's 10-2 win against San Diego June 15 for his first Major League save...those were his only two appearances before he was optioned to Sacramento June 16...returned June 24 when Brandon McCarthy went on the DL and compiled a 2.79 ERA in 10 appearances during his second stint...did not allow a run in his first eight appearances following his return (6.0 ip)...retired the final two batters in the eighth inning July 28 at Baltimore to extend his season-opening scoreless streak to a career-high 11.0 innings...then allowed a one-out home run to Markakis in the ninth to end the streak...matched his career-high with three strikeouts July 31 against Tampa Bay but that was his last appearance before he was optioned to Sacramento Aug. 3...did not appear in a game with the River Cats before he was recalled for a third and final stint Aug. 5 after A.J. Griffin went on the DL...posted a 2.95 ERA over his final 18 appearances...tossed a scoreless ninth inning for his first ML win in the A's 3-2, 10-inning win at Texas Sept. 25...win number two came in the final game of the season, the A's American League West clinching 12-5 win over Texas...tossed a career-high tying 3.0 scoreless innings after relieving Griffin with two outs in the third inning...made one appearance in the ALDS against Detroit, tossing a perfect eighth and ninth inning in Game 5 in Oakland (3 so)...was a perfect 8-for-8 in save opportunities with Sacramento and led the River Cats in saves...struck out 38 batters in 35.2 innings (9.59 per nine innings)...allowed a .203 opponents batting average, which included a .147 mark against right-handed hitters compared to .283 against left-handers...surrendered three of his four home runs to lefties...three of the four home runs were solo shots...opponents hit .138 when leading off an inning and .154 with runners in scoring position...posted a 0.90 ERA with seven of his eight saves in 16 games at home compared to a 5.74 ERA in 10 outings on the road...stranded all three of his inherited runners...tossed at least one inning in each of his 26 outings, including two or more eight times...had his first two saves of the season and did not allow a run over a four-game span from April 14-22 (6.0 ip)...tossed a season-high 2.2 innings May 5 at Tucson and finished the day with a 4.32 ERA...then logged a 2.25 ERA over his next 12 outings and had a 3.31 ERA in 23 appearances overall when he was called up by the A's the first time June 6...was optioned back to Sacramento June 16 and had two saves in three scoreless outings (3.0 ip) before returning to Oakland June 24.

**2011**—Made his Major League debut with San Diego, posting a 7.07 ERA in 10 relief appearances over two stints...opponents hit .300, including .226 by right-handed hitters and .379 by left-handers...allowed a .250 batting average with the bases empty, .357 with runners on...including .476 with runners in scoring position...first batters faced were 5-for-10 (.500) with two doubles and a triple and he allowed all three of his inherited runners to score...was recalled from Triple-A Tucson for the first time April 25 and made his Major League debut the next day at Atlanta, working 2.0 scoreless innings (2 h, 1 bb)...recorded his first ML strikeout the next day against the Braves (Brooks Conrad), striking out the side in the ninth inning despite allowing a run on two hits...tossed a season-high 3.0 scoreless innings May

7 against Arizona, retiring all nine batters he faced...had a 2.45 ERA and .233 opponents batting average in six relief appearances when he was optioned to Tucson May 19...returned June 9 and compiled a 24.00 ERA and .471 opponents average in four appearances...was optioned back to Tucson for good June 26...was 2-3 with a 4.71 ERA and .255 opponents batting average in 28 relief appearances with Tucson...converted 10-of-11 (90.9%) save opportunities...yielded a .179 batting average with runners in scoring position and opponents were 0 for 13 with RISP and two outs...allowed a .462 batting average and .500 on-base percentage to batters leading off an inning...had a 3.77 ERA and .184 opponents batting average in 15 outings on the road, compared to a 5.65 ERA and .316 average in 13 games at home...allowed 2-of-8 (25.0%) inherited runners to score...allowed three runs in 2.0 innings April 17 against Salt Lake and was charged with the loss and his only blown save...had a 5.63 ERA in six relief appearances when he was promoted to San Diego for the first time April 25...compiled a 3.86 ERA in nine games during his second stint from May 19 to June 8...returned to Tucson for the final time June 26, posting a 4.76 ERA over his final 13 appearances...walked the only batter he faced July 24 at Las Vegas and that batter later scored...that was his final outing before he was placed on the disabled list July 28 with a strained right shoulder...was recalled by San Diego Sept. 2 and placed on the 60-day DL.

**2010**—Spent his second consecutive complete season with Double-A San Antonio, making 57 relief appearances...tallied 16 saves in 17 opportunities (94.1%) while recording a 2.59 ERA...struck out 81 while walking just 15 for a strikeout to walk ratio of 5.40...averaged 11.05 strikeouts per nine innings...led the Texas League in appearances and ranked fourth in saves...ranked third among TL relievers in strikeouts per nine innings and fewest walks per nine innings (1.91) and was fifth in opponents batting (.213)...allowed a .194 average with runners in scoring position...stranded all nine of his inherited runners...tallied 13 of his 16 saves over his final 19 appearances...had a 12.2-inning scoreless streak from April 22 to May 19...posted a 0.73 ERA in nine relief appearances in June...appeared in the Texas League All-Star game, working 0.2 scoreless innings of relief.

**2009**—Saw his first Double-A action, spending the entire season with San Antonio...was 8-4 with 21 saves and a 3.07 ERA in 58 relief appearances...ranked second in the Texas League appearances and was third in saves...was third among TL relievers in fewest walks per nine innings (2.18) and fourth in opponents batting (.224) and strikeouts per nine innings (9.85)...his opponents average included a .191 mark against right-handed hitters...named to the TL All-Star Game...had a loss and a save in two postseason appearances (3.0 ip, 3 h, 1 r, 1 er, 0 bb, 5 so, 3.00 ERA)...pitched for Peoria in the Arizona Fall League and was 0-1 with two saves and a 1.59 ERA in 12 relief appearances.

**2008**—Split his season between the Diamondbacks' Single-A affiliates in South Bend and Visalia and Single-A Lake Elsinore in the Padres organization...combined for a 4-5 record, 10 saves and a 2.00 ERA in 48 relief appearances...struck out 93 batters in 67.1 innings, an average of 12.43 per nine innings...walked just 13 for a strikeout to walk ratio of 7.15...allowed a .174 opponents batting average, which was fifth lowest among all Single-A pitchers...was ninth in strikeouts per nine innings...had a 1.64 ERA in 28 relief appearances in the D-backs farm system when he was traded to San Diego for infielder Tony Clark July 17...posted a 2.70 ERA in 20 relief appearances for Lake Elsinore.

**2007**—Split his first professional season between Rookie-level Missoula and Single-A South Bend...combined to go 1-1 with two saves and a 2.85 ERA in 23 relief appearances...struck out 61 and walked just 14...yielded two home runs in 47.1 innings.

## PERSONAL/MISCELLANEOUS

Evan Lee Scribner...graduated from Shepaug Valley High School in Connecticut...attended Central Connecticut State University.

## LIFETIME PITCHING RECORD

Year	Club	W	L	ERA	G	GS	CG	SHO	SV	IP	H	R	ER	HR	HB	BB	IBB	SO	WP	BK
2007	Missoula	0	1	2.92	18	0	0	0	2	37.0	35	13	12	1	3	9	0	48	3	0
	South Bend	1	0	2.61	5	0	0	0	0	10.1	7	3	3	1	0	5	0	13	0	0
2008	South Bend	2	3	1.57	23	0	0	0	8	34.1	23	7	6	0	3	8	2	52	1	0
	Visalia	0	1	1.86	5	0	0	0	1	9.2	5	2	2	1	0	2	0	10	1	0
	Lake Elsinore	2	1	2.70	20	0	0	0	1	23.1	14	7	7	3	2	3	0	31	0	0
2009	San Antonio	8	4	3.07	58	0	0	0	21	70.1	60	27	24	4	0	20	3	77	2	0
2010	San Antonio	4	5	2.59	57	0	0	0	16	66.0	51	22	19	6	5	15	1	81	1	0
2011	Tucson	2	3	4.71	28	0	0	0	10	28.2	27	15	15	2	0	12	1	27	1	0
	SAN DIEGO	0	0	7.07	10	0	0	0	0	14.0	18	11	11	1	0	4	0	10	0	0
2012	Sacramento	3	0	3.03	26	0	0	0	8	35.2	26	12	12	4	0	10	0	38	1	0
	OAKLAND	2	0	2.55	30	0	0	0	1	35.1	30	11	10	2	0	12	0	30	1	0
2013	OAKLAND	0	0	4.39	18	0	0	0	0	26.2	26	13	13	3	0	7	0	19	2	0
	Sacramento	3	1	2.22	31	0	0	0	1	44.2	32	12	11	2	0	9	0	58	1	0
<b>AL Totals</b>		<b>2</b>	<b>0</b>	<b>3.34</b>	<b>48</b>	<b>0</b>	<b>0</b>	<b>0</b>	<b>1</b>	<b>62.0</b>	<b>56</b>	<b>24</b>	<b>23</b>	<b>5</b>	<b>0</b>	<b>19</b>	<b>0</b>	<b>49</b>	<b>3</b>	<b>0</b>
<b>NL Totals</b>		<b>0</b>	<b>0</b>	<b>7.07</b>	<b>10</b>	<b>0</b>	<b>0</b>	<b>0</b>	<b>0</b>	<b>14.0</b>	<b>18</b>	<b>11</b>	<b>11</b>	<b>1</b>	<b>0</b>	<b>4</b>	<b>0</b>	<b>10</b>	<b>0</b>	<b>0</b>
<b>ML Totals</b>		<b>2</b>	<b>0</b>	<b>4.03</b>	<b>58</b>	<b>0</b>	<b>0</b>	<b>0</b>	<b>1</b>	<b>76.0</b>	<b>74</b>	<b>35</b>	<b>34</b>	<b>6</b>	<b>0</b>	<b>23</b>	<b>0</b>	<b>59</b>	<b>3</b>	<b>0</b>

## CAREER TRANSACTIONS

**2007** — Selected by the Arizona Diamondbacks organization in the 28th round of the First-Year Player Draft. **2008** — Traded to the San Diego Padres for infielder Tony Clark, July 17. **2011** — On the disabled list, September 2 to November 1. Claimed off waivers by the Oakland Athletics, October 25.

## DIVISION SERIES RECORD

Year	Club/Opp.	W	L	ERA	G	GS	CG	SHO	SV	IP	H	R	ER	HR	HB	BB	IBB	SO	WP	BK
2012	OAK vs. DET	0	0	0.00	1	0	0	0	0	2.0	0	0	0	0	0	0	0	3	0	0

## ATHLETICS BIGGEST COMEBACK

On July 20, 2009, the A's set an Oakland record by overcoming an eight-run deficit to win. Trailing Minnesota 12-2 entering the bottom of the third inning, the A's scored three times in the third, twice in the fourth and seven times in the seventh to win 14-13. The all-time Athletics record is also the Major League record, set by the Philadelphia A's on June 15, 1925 against Cleveland. The A's trailed by 12 runs in that game and scored 13 times in the bottom of the eighth to win 17-15.

## VS. THE AMERICAN LEAGUE

2013		CAREER												
ERA	W	L	S	G	IP	ER	vs. TEAM	ERA	W	L	S	G	IP	ER
—	0	0	0	0	0.0	0	Baltimore	5.40	0	0	0	2	1.2	1
—	0	0	0	0	0.0	0	Boston	36.00	0	0	0	2	1.0	4
—	0	0	0	0	0.0	0	Chicago	0.00	0	0	0	1	2.0	0
6.23	0	0	0	2	4.1	3	Cleveland	9.45	0	0	0	5	6.2	7
0.00	0	0	0	2	3.1	0	Detroit	5.06	0	0	0	4	5.1	3
3.00	0	0	0	2	3.0	1	Houston	3.00	0	0	0	2	3.0	1
—	0	0	0	0	0.0	0	Kansas City	0.00	0	0	0	1	1.0	0
3.86	0	0	0	4	4.2	2	Los Angeles	3.00	0	0	0	6	6.0	2
6.00	0	0	0	3	3.0	2	Minnesota	3.60	0	0	0	5	5.0	2
0.00	0	0	0	1	1.0	0	New York	0.00	0	0	0	3	3.1	0
—	0	0	0	0	0.0	0	Oakland	—	0	0	0	0	0.0	0
6.75	0	0	0	1	1.1	1	Seattle	1.93	0	0	0	4	4.2	1
12.00	0	0	0	1	3.0	4	Tampa Bay	10.80	0	0	0	2	5.0	6
0.00	0	0	0	2	3.0	0	Texas	0.00	2	0	0	7	9.2	0
—	0	0	0	0	0.0	0	Toronto	0.00	0	0	0	3	3.1	0

## VS. THE NATIONAL LEAGUE

2013		CAREER												
ERA	W	L	S	G	IP	ER	vs. TEAM	ERA	W	L	S	G	IP	ER
—	0	0	0	0	0.0	0	Arizona	0.00	0	0	0	2	4.1	0
—	0	0	0	0	0.0	0	Atlanta	11.25	0	0	0	3	4.0	5
—	0	0	0	0	0.0	0	Colorado	6.00	0	0	0	3	3.0	2
—	0	0	0	0	0.0	0	Milwaukee	0.00	0	0	0	1	2.0	0
—	0	0	0	0	0.0	0	Pittsburgh	0.00	0	0	0	1	2.0	0
—	0	0	0	0	0.0	0	San Diego	0.00	0	0	1	1	3.0	0

## MONTHLY BREAKDOWN

2013		CAREER												
ERA	W	L	S	G	IP	ER	by MONTH	ERA	W	L	S	G	IP	ER
5.40	0	0	0	9	13.1	8	April	4.96	0	0	0	11	16.1	9
5.06	0	0	0	3	5.1	3	May	3.38	0	0	0	7	13.1	5
—	0	0	0	0	0.0	0	June	9.39	0	0	1	7	7.2	8
—	0	0	0	0	0.0	0	July	2.89	0	0	0	9	9.1	3
0.00	0	0	0	1	1.0	0	August	3.86	0	0	0	8	9.1	4
2.57	0	0	0	5	7.0	2	September	2.65	1	0	0	15	17.0	5
—	0	0	0	0	0.0	0	October	0.00	1	0	0	1	3.0	0

## PITCHING BREAKDOWN

2013		CAREER												
ERA	W	L	S	G	IP	ER	by CATEGORY	ERA	W	L	S	G	IP	ER
3.65	0	0	0	9	12.1	5	Home	3.38	1	0	1	28	40.0	15
5.02	0	0	0	9	14.1	8	Road	4.75	1	0	0	30	36.0	19
4.35	0	0	0	7	10.1	5	Day	2.01	1	0	0	23	31.1	7
4.41	0	0	0	11	16.1	8	Night	5.44	1	0	1	35	44.2	27
5.30	0	0	0	12	18.2	11	Pre-ASG	5.17	0	0	1	26	38.1	22
2.25	0	0	0	6	8.0	2	Post-ASG	2.87	2	0	0	32	37.2	12
—	0	0	0	0	0.0	0	Starter	—	0	0	0	0	0.0	0
4.39	0	0	0	18	26.2	13	Reliever	4.03	2	0	1	58	76.0	34

## BALLPARK BREAKDOWN

	ERA	W	L	S	G	IP	ER
Angel Stadium of Anaheim	0.00	0	0	0	2	2.0	0
Ballpark in Arlington	0.00	1	0	0	0	3	2.2
Camden Yards	5.40	0	0	0	1	1.2	1
Chase Field	0.00	0	0	0	1	1.1	0
Comerica Park	13.50	0	0	0	2	2.0	3
Coors Field	6.00	0	0	0	3	3.0	2
Fenway Park	---	0	0	0	1	0.0	4
Kauffman Stadium	0.00	0	0	0	1	1.0	0
Minute Maid Park	3.00	0	0	0	2	3.0	1
O.co Coliseum	3.10	1	0	1	22	29.0	10
PETCO Park	4.09	0	0	0	6	11.0	5
Progressive Field	6.00	0	0	0	4	6.0	4
Rogers Centre	0.00	0	0	0	2	1.1	0
Safeco Field	0.00	0	0	0	1	1.0	0
Target Field	0.00	0	0	0	3	3.0	0
Tropicana Field	12.00	0	0	0	1	3.0	4
U.S. Cellular Field	0.00	0	0	0	1	2.0	0
Yankee Stadium	0.00	0	0	0	2	3.0	0

## FIELDING STATISTICS

### Pitcher

Year	Pct.	G	PO	A	E	TC	DP
2011	1.000	10	1	2	0	3	0
2012	1.000	30	0	2	0	2	0
2013	1.000	18	1	0	0	1	0
<b>Totals</b>	<b>1.000</b>	<b>58</b>	<b>2</b>	<b>4</b>	<b>0</b>	<b>6</b>	<b>0</b>

## SCRIBNER'S CAREER BESTS

**Low Hit Complete Game:** None

**Innings Pitched:** 3.0 (five times), last: May 9, 2013 at Cleveland

**Strikeouts:** 3 (five times), last: September 26, 2012 at Texas

**Pitches:** 65, April 19, 2013 at Tampa Bay

**Longest Winning Streak:** 2, September 25, 2012 to present

**Longest Losing Streak:** None

**Longest Scoreless Streak:** 11.0, June 10 to July 28, 2012

**INFIELDER****Height/Weight:** 5-10 / 188**Bats/Throws:** Left / Right**Birthdate:** May 22, 1986**Opening Day Age:** 27**Birthplace/Resides:** Phoenix, Arizona / Phoenix, Arizona**Major League Service:** 2 years, 64 days**Obtained:** Acquired from the San Diego Padres with Kevin Kouzmanoff for Scott Hairston and Aaron Cunningham, January 16, 2010**Contract Status:** First year of a one-year contract through 2014.**CAREER HIGHLIGHTS**

Completed his first full season in the majors with Oakland in 2013, batting .266 with two home runs and 35 RBI in 130 games...hit .190 with four home runs and 11 RBI in 68 games over his first three seasons with the A's from 2010-12...was acquired in the Kevin Kouzmanoff trade in January, 2010 and hit .300 with Sacramento before making his Major League debut with Oakland in September that season...has a .298 average (652-for-2190) in 557 games in the minors...also has 300 walks for a .382 on-base percentage...named to the Pacific Coast League Midseason All-Star team in 2011 and the Texas League Midseason All-Star team in 2009...was named to the California League Postseason All-Star team in 2008 after leading the league and tying for sixth in the minors with 42 doubles.

**2013 HIGHLIGHTS**

Completed his first full Major League season in 2013 and batted .266 with two home runs and 35 RBI in 130 games...hit .190 with four home runs and 11 RBI in 68 games over his first three seasons from 2010-12...led the A's with six sacrifice hits...made 104 of his 110 starts against right-handed pitchers...hit .274 (84-for-307) against right-handers...was 14-for-61 (.230) against left-handers...hit both of his home runs on the road and has hit each of his six career home runs away from the Coliseum...had 13 RBI in 76 games before the All-Star Break...then drove in 22 runs in 54 games after the break...batted .298 against a pitcher the first time he saw him in a game, .180 the second time and .300 after that...his career splits are .269, .162 and .269...was 4-for-9 (.444) with the bases loaded...hit .195 with runners in scoring position and two outs and has a .190 (11-for-58) career average in that situation...started 110 games, including 98 at second base and 12 at shortstop...made each of his first 75 starts at second base before making his first start at shortstop Aug. 3 against Texas...committed seven errors as a second baseman for a .985 fielding percentage...made two errors at shortstop (.965)...ranked second among American League second basemen in total chances per nine innings (4.91)...went 1-for-7 (.143) with a walk and double as a pinch hitter...made a team-leading 74 starts batting ninth in the order.

**OAKLAND:** Was the A's Opening Day starter at second base, his second consecutive Opening Day start (started at third base in 2012)...had his first career three-hit game April 16 against Houston...matched that June 22 at Seattle and July 28 against Los Angeles (AL)...was batting .298 (14-for-47) over his first 15 games through April 20...then had a career-high 0-for-17 streak from April 20-28 and went 4-for-34 (.118) over a 14-game stretch from April 21 to May 8...that dropped his average to .222 but a 28-for-88 (.318) surge from May 9 to June 23 lifted his average to .272...finished the month of May with a .302 batting average in 20 games, his highest single month figure of 2013...stole a base in three consecutive games from June 5-13 (four stolen bases total) after stealing four bases over the first 115 games of his career...started 17 consecutive games at second base from June 12-30, his longest such streak of the season...went 13-for-46 (.283) with nine walks (.393 on-base percentage) over that span...had the first two-steal game of his career June 12 against New York (AL)...had his first career three-walk game June 28 against St. Louis...had nine RBI in 65 games over the first three months of the season...then had 10 RBI in 21 games in July and 11 RBI in 23 games in August...homedered July 7 at Kansas City to snap a career-high 90-game homerless streak...it was his first home run since April 27, 2012 at Baltimore...had three RBI in the game, which matched his career high (also April 15, 2012 at Seattle)...had a career and A's season high 14-game hitting streak from July 19 to Aug. 9...hit .391 (20-for-51) with 11 runs scored and 10 RBI during the streak...batted .295 with both of his home runs in 21 games in July...tied an Oakland record with two sacrifice hits Aug. 3 against Texas...went 0-for-5 Aug. 11 at Toronto to snap his hitting streak...that began a 19-game stretch where he hit .177...had his first career two-double game



Aug. 14 against Houston...hit .298 over his final 19 games beginning Sept. 4...started each of the A's first four games in the ALDS against Detroit at second base and went 0-for-9 with a strikeout.

## CAREER

**2012**—Split his season between Oakland and Sacramento, batting .167 with two home runs and seven RBI in 37 games with the A's and .331 with five home runs and 22 RBI in 37 games with the River Cats...missed the final two months after he was placed on the disabled list with a strained back...batted .229 with each of his two home runs and six of his seven RBI on the road compared to .134 at home...both of his home runs came with runners on base...had a .292 batting average when leading off an inning...hit .267 in the seventh inning or later compared to .088 over the first six innings of a game...was 2-for-6 (.333) with a double as a pinch hitter...made 25 starts, including 12 at third base, eight at shortstop and five at second base...made two errors as a third baseman but did not commit an error as a shortstop or second baseman...was the A's Opening Day starter at third base and started 10 of the A's first 21 games at third...hit .167 with two home runs and six RBI in 12 games total over that span...had a career-high three RBI April 15 at Seattle...then started just six of the A's next 21 games from April 28 to May 20, going 2-for-24 (.083) over that stretch...was optioned to Sacramento May 21...was recalled June 16 and went 1-for-3 in a start at third base against Los Angeles (NL) June 20, his only action before he was optioned back to Sacramento June 24...was recalled for a third time July 20 and started seven of the A's 17 games before being placed on the 15-day disabled list Aug. 10 retroactive to Aug. 7 with a strained back...it was his first career stint on the DL...hit .212 in 15 games total during his third stint...began a rehab assignment with Sacramento Aug. 20 and went 2 for 2 in a start at third base before his rehab was halted Aug. 23...scored 29 runs and stole 11 bases in his 37 games with Sacramento...added 23 walks for a .417 on-base percentage...struck out just 17 times, his fifth consecutive season with more walks than strikeouts as a minor leaguer...his .331 batting average included a .358 mark with all five of his home runs and 20 of his 22 RBI against right-handed pitching compared to .271 against left-handers...had 11 of his 12 extra base hits against righties for a .569 slugging percentage...slugged .292 against lefties...batted .440 with runners on base and two outs...hit .354 with a .430 on-base percentage in 25 games batting leadoff...appeared in 30 games at second base, five at shortstop and three at third base...committed just two errors as a second baseman for a .989 fielding percentage...those were his only two errors...stole a season-high two bases May 24 at Round Rock...scored at least one run in seven consecutive games from June 3 to 10 (11 runs total)...had his first of four three-hit games June 9 at Colorado Springs...was batting .304 in 18 games when he was sent back to Oakland June 16...then hit safely in 17 of his 18 games following his June 24 option before returning to Oakland July 20...went 29-for-86 (.337) with four home runs and 13 RBI over that span...had a season-high 11-game hitting streak from June 27 to July 12 (18-for-47, .383)...went 3-for-5 with a season-high three RBI June 30 against Colorado Springs...had his lone two-homer game of the season and drove in three runs in a 3-for-7 performance at Tacoma July 17.

**2011**—Spent the first half of the season with Triple-A Sacramento but was called up to Oakland at the All-Star Break...spent the remainder of the season with the A's, hitting .200 with two home runs and four RBI...appeared in just 27 of the A's 70 games after joining the club July 15, making 19 starts (eight at shortstop, eight at third base, three at second base)...hit .237 against right-handed pitching and was 0-for-11 against left-handers...batted .250 at night, .147 during the day...had a .276 average in the seventh inning or later, compared to .146 over the first six innings of a game...was recalled from Sacramento July 15 and made his first start the next day at shortstop in the second game of the doubleheader against Los Angeles...went 1-for-3 with a double and a run scored...it was his first career extra-base hit and run...grounded out in the third inning July 20 at Detroit to score David DeJesus for his first career RBI...had a pinch-hit single July 27 against Tampa Bay in his only pinch-hitting appearance of the season...was batting .278 with three walks over his first seven games through Aug. 2...then went 9-for-52 (.173) with one walk over his final 20 games...hit his first Major League home run Aug. 23 at New York, a solo shot off Colon to lead off the third inning...had his first career multiple-hit game Sept. 24 at Los Angeles when he went 2-for-4...hit .298 with five home runs and 37 RBI in 79 games with Sacramento...added 40 walks for a .381 on-base percentage...struck out just 34 times, an average of 10.76 plate appearances per strikeout...ranked fifth in the A's farm system in batting and was seventh in on-base percentage...had a .329 average with runners in scoring position...hit .324 with four of his five home runs and 24 of his 37 RBI in 35 games on the road...had a .344 average with 19 of his 37 RBI in the seventh inning or later...appeared exclusively at shortstop on defense...committed seven errors in 73 games for a .976 fielding percentage...also appeared in six games at designated hitter, hitting

safely in each contest (11-for-25, .440)...reached base safely via hit or walk in 27 consecutive games from April 30 to June 2...hit .318 (35-for-110) with a .400 on-base percentage during the streak...had a season-high 13-game hitting streak from May 7-26 (17-for-57, .298)...went 6-for-8 with six runs, a double, home run and three RBI in a doubleheader at Las Vegas July 9, the final games before the All-Star Break...collected three hits and scored three runs in each game...was named to the Pacific Coast League Mid-Season All-Star Team...went 0-for-2 as a defensive replacement at shortstop in the Triple-A All-Star Game at Salt Lake City July 13...went 0-for-3 against Fresno in the first game after the break July 14 but was promoted to Oakland the next day...was leading the River Cats in runs (55), hits (94) and stolen bases (13) at the time of his promotion.

**2010**—Spent the entire season with Triple-A Sacramento before he was brought up to Oakland following the conclusion of the River Cats' season Sept. 14...went 3-for-7 (.429) with two walks in four games with the A's...made his Major League debut Sept. 14 at Kansas City, walking as a pinch hitter for Mark Ellis in his first plate appearance in the fourth inning of an 11-3 A's loss...remained in the game at second base and singled off Dusty Hughes in the eighth inning for his first big league hit...struck out as a pinch hitter the next day against the Royals and did not play again until Sept. 22 against Chicago when he made his first start at second base (1-for-3)...all three of his defensive appearances came at second base...spent the balance of the season at Triple-A Sacramento where he hit .300 with five home runs and 65 RBI in 137 games...added 75 walks to fuel a .391 on-base percentage...ranked fourth in the Pacific Coast League in walks and was fifth in games played...led Sacramento in games, hits (154) and walks...ranked third in the A's farm system in hits, fourth in batting and fifth in walks and on-base percentage...hit .350 in the first inning, .339 during the day, .326 with runners in scoring position, .324 on the road and .303 against right-handed pitching...committed 10 errors in 95 games as a second baseman for a .979 fielding percentage...also made four errors in 25 contests at shortstop (.968) but went errorless in 14 games as a third baseman...had a 12-game hitting streak from April 25 to May 8 (22-for-47, .468)...hit safely in 19 consecutive road games from May 14 to June 24 (31-for-76, .408), which was the longest road hitting streak in the PCL...went 4-for-5 May 30 at Reno, his first of two four-hit games...hit safely in a season-high 17 consecutive games from June 5 to 24 (25-for-66, .379)...had three straight three-hit games at Reno, July 5-7...had a 10-game hitting streak from Aug. 2 to 11 (14-for-43, .326) and scored at least one run in each of the first nine games during that streak (12 runs total)...his average slipped to .291 Aug. 30 but he went 12-for-26 (.462) over his final seven games to finish the year at .300...was 4-for-6 with two doubles and a home run Sept. 3 at Colorado Springs...went 6-for-19 (.316) with seven runs, two RBI, five walks and two stolen bases in five postseason games for the River Cats.

**2009**—Made his Double-A debut at San Antonio and batted .293 with six home runs and 51 RBI in 117 games...ranked ninth in the Texas League in batting...led the Missions in runs (79)...had 58 walks and 47 strikeouts and his average of 11.28 plate appearances per strikeout was fourth best in the TL...batted .325 against right-handed pitchers...hit .299 or better in four of the first five months of the season...batted .340 when leading off an inning and .320 at home...appeared exclusively at second base on defense and led Texas League second basemen in games (107), total chances (516), putouts (223) and errors (15)...had a .971 fielding percentage...batted .311 with one home run and six RBI over his first 21 games before he was placed on the disabled list May 2 with a strained right groin...was reinstated May 15...was named to the Texas League Midseason All-Star team and went 0 for 2 for the South All-Stars in the July 1 game at Frisco...had a two-homer game Aug. 20 at Springfield and belted a grand slam Aug. 24 at Arkansas...went 5 for 16 (.313) with a triple and two RBI in four postseason games for the Missions.

**2008**—Was named to the California League Postseason All-Star team after batting .308 with 10 home runs and 87 RBI in 133 games for Lake Elsinore...led the CL in doubles (42), ranked second in at bats (536), hits (165), walks (79) and strikeouts per plate appearance (10.03), third in games, runs (97) and total bases (243), fourth in RBI and on-base percentage (.394) and ninth in batting...tied for sixth in all of minor league baseball in doubles...led Cal League second baseman with a .973 fielding percentage, 110 games, 563 total chances, 200 putouts, 348 assists and 58 double plays...also appeared in one game at third base...batted .388 with 15 doubles, 20 RBI, 23 walks and 24 runs scored in 27 games in April...reached base safely via hit or walk in 30 consecutive games from April 6 to May 8...hit safely in a season high 16 consecutive games, Aug. 11 to 27 (29 for 70, .414)...hit .467 (14 for 30) with 10 runs, three doubles, a triple, six RBI and four walks in seven postseason games for the Storm.

**2007**—Played for three different teams in his first season and batted a combined .251 with four home runs and 33 RBI in 54 games...was assigned to Single-A Eugene of the Northwest League after signing and hit .256 with two home runs and 18 RBI in 31 games...was transferred to Triple-A Portland July 7 and went 0 for 3 in one game before returning to the Emeralds July 9...moved up to Single-A Fort Wayne of the Midwest League Aug. 11 and hit .253 with two home runs and 15 RBI in 22 games with the Wizards...appeared in 42 games at second base and four at shortstop...hit his first professional home run July 25 against Tri-City and then belted a grand slam the next day against the Dust Devils.

## PERSONAL/MISCELLANEOUS

Eric Sidney Sogard was originally signed by San Diego scout Dave Lottsfeldt...was drafted by the Padres with Houston's second round pick as compensation for the loss of free agent Woody Williams...graduated from Thunderbird (Phoenix, AZ) High School...had his number retired by his high school in 2014...attended Arizona State University...earned 2nd Team All-America honors in 2006 and 2007 and was a member of the Sun Devils All Decade Team (2000-09)...is married, Kaycee...has a daughter, Saydee...father, Rudy, played baseball at DePauw University.

## LIFETIME PLAYING RECORD

Year	Club	AVG.	G	AB	R	H	2B	3B	HR	RBI	SH	SF	HP	BB	SO	SB	CS	SLG	OBP	E
2007	Eugene	.256	31	125	20	32	9	0	2	18	1	0	0	19	16	4	2	.376	.354	7
	Portland	.000	1	3	0	0	0	0	0	0	0	1	0	3	0	0	0	.000	.250	0
	Fort Wayne	.253	22	83	7	21	2	0	2	15	1	1	1	6	13	2	2	.349	.308	1
2008	Lake Elsinore	.308	133	536	97	165	42	3	10	87	0	6	1	79	62	16	7	.453	.394	15
2009	San Antonio	.293	117	457	79	134	25	3	6	51	6	7	2	58	47	10	6	.400	.370	15
2010	Sacramento	.300	137	514	82	154	28	6	5	65	1	3	4	75	68	14	9	.407	.391	14
	OAKLAND	.429	4	7	0	3	0	0	0	0	0	0	0	2	1	0	1	.429	.566	0
2011	Sacramento	.298	79	315	55	94	16	2	5	37	4	3	4	40	34	13	3	.410	.381	7
	OAKLAND	.200	27	70	7	14	3	0	2	4	0	0	0	4	13	0	0	.329	.243	2
2012	OAKLAND	.167	37	102	8	17	3	1	2	7	1	0	0	5	17	2	0	.275	.206	2
	Sacramento	.331	37	157	29	52	5	2	5	22	0	0	0	23	17	11	3	.484	.417	2
2013	OAKLAND	.266	130	368	45	98	24	3	2	35	6	4	5	27	51	10	5	.364	.322	9
<b>ML Totals</b>		<b>.241</b>	<b>198</b>	<b>547</b>	<b>60</b>	<b>132</b>	<b>30</b>	<b>4</b>	<b>6</b>	<b>46</b>	<b>7</b>	<b>4</b>	<b>5</b>	<b>38</b>	<b>82</b>	<b>12</b>	<b>6</b>	<b>.344</b>	<b>.295</b>	<b>13</b>

## CAREER TRANSACTIONS

**2007** — Selected by the San Diego Padres organization in the 2nd round of the First-Year Player Draft. **2010** — Traded to the Oakland Athletics with infielder Kevin Kouzmanoff for outfielders Scott Hairston and Aaron Cunningham, January 16. **2012** — On the disabled list, August 7 to October 14; included rehabilitation assignment to Sacramento, August 20 to 22.

## DIVISION SERIES RECORD

Year	Club/Opp.	AVG	G	AB	R	H	2B	3B	HR	RBI	SH	SF	HP	BB	SO	SB	CS	SLG	OBP	E
2013	OAK vs. DET	.000	4	9	0	0	0	0	0	0	1	0	0	1	1	0	0	.000	.100	0

## OAKLAND ATHLETICS DOUBLEHEADERS

Team	Home W-L-S	Road W-L-S	Totals W-L-S	Last Doubleheader	Result
Baltimore	5-1-0	3-3-6	8-4-6	September 23, 1999 at Baltimore	W, 9-6; L, 4-12
Boston	1-1-2	0-1-1	1-2-3	August 20, 1997 at Oakland	L, 5-7; L, 4-5 (13)
Chicago	6-6-4	5-6-5	11-12-9	June 12, 1983 at Oakland	L, 10-12 (11); L, 1-8
Cleveland	2-0-5	4-5-6	6-5-11	September 14, 1996 at Cleveland	L, 2-9; L, 8-9
Detroit	3-0-3	1-1-5	4-1-8	August 22, 1998 at Oakland	W, 7-2; W, 7-1
Kansas City	4-1-7	3-5-4	7-6-11	September 4, 2008 at Kansas City	L, 4-5 (10); L, 6-9
Los Angeles (AL)	4-0-7	1-1-2	5-1-9	July 16, 2011 at Oakland	L, 2-4; W, 4-3 (10)
Milwaukee	2-0-4	3-1-4	5-1-8	August 10, 1997 at Oakland	W, 4-3; L, 5-9
Minnesota	4-4-3	3-10-10	7-14-13	May 26, 2001 at Minnesota	W, 5-4 (10); L, 6-7 (10)
New York	0-3-1	2-0-7	2-3-8	August 4, 1998 at Oakland	L, 4-10; L, 5-10
Philadelphia	0-0-0	0-1-0	0-1-0	June 8, 2003 at Philadelphia	L, 1-7; L, 3-8
Seattle	2-0-4	0-0-0	2-0-4	August 3, 1984 at Oakland	W, 5-3; W, 11-7
Texas	2-3-9	2-3-5	4-6-14	May 29, 2009 at Texas	L, 3-6; L, 2-5
Toronto	1-0-2	1-1-1	2-1-3	July 8, 1995 at Oakland	L, 6-9; W, 6-3
<b>Totals</b>	<b>36-19-51</b>	<b>28-38-56</b>	<b>64-57-107</b>		

## VS. THE AMERICAN LEAGUE

2013		CAREER								
AVG.	AB	H	HR	RBI	vs. TEAM	AVG.	AB	H	HR	RBI
.150	20	3	0	2	Baltimore	.222	36	8	1	5
.000	10	0	0	0	Boston	.000	14	0	0	0
.250	4	1	0	0	Chicago	.188	16	3	0	1
.158	19	3	0	2	Cleveland	.152	33	5	0	2
.333	15	5	0	3	Detroit	.189	37	7	0	4
.273	55	15	0	4	Houston	.273	55	15	0	4
.412	17	7	1	4	Kansas City	.364	22	8	1	4
.386	44	17	1	6	Los Angeles	.333	66	22	1	6
.385	13	5	0	3	Minnesota	.385	13	5	0	3
.250	8	2	0	0	New York	.261	23	6	1	2
—	0	0	0	0	Oakland	—	0	0	0	0
.286	49	14	0	1	Seattle	.282	71	20	1	4
.143	14	2	0	1	Tampa Bay	.125	32	4	0	1
.250	40	10	0	5	Texas	.222	54	12	1	6
.211	19	4	0	2	Toronto	.200	30	6	0	2

## VS. THE NATIONAL LEAGUE

2013		CAREER								
AVG.	AB	H	HR	RBI	vs. TEAM	AVG.	AB	H	HR	RBI
.167	6	1	0	0	Chicago	.167	6	1	0	0
.400	10	4	0	2	Cincinnati	.400	10	4	0	2
—	0	0	0	0	Los Angeles	.333	3	1	0	0
.182	11	2	0	0	Milwaukee	.182	11	2	0	0
.000	3	0	0	0	Pittsburgh	.000	3	0	0	0
.125	8	1	0	0	St. Louis	.125	8	1	0	0
.667	3	2	0	0	San Francisco	.500	4	2	0	0

## MONTHLY BREAKDOWN

2013		CAREER								
AVG.	AB	H	HR	RBI	by MONTH	AVG.	AB	H	HR	RBI
—	0	0	0	0	March	.000	4	0	0	0
.246	69	17	0	2	April	.216	111	24	2	8
.302	53	16	0	4	May	.247	73	18	0	4
.254	59	15	0	3	June	.258	62	16	0	3
.295	61	18	2	10	July	.283	92	26	2	13
.237	76	18	0	11	August	.209	115	24	1	12
.280	50	14	0	5	September	.267	90	24	1	6

## BATTING BREAKDOWN

2013		CAREER								
AVG.	AB	H	HR	RBI	by CATEGORY	AVG.	AB	H	HR	RBI
.264	174	46	0	11	Home	.225	275	62	0	12
.268	194	52	2	24	Road	.257	272	70	6	34
.234	154	36	2	18	Day	.217	226	49	4	23
.290	214	62	0	17	Night	.259	321	83	2	23
.255	208	53	1	13	Pre-ASG	.227	277	63	3	19
.281	160	45	1	22	Post-ASG	.256	270	69	3	27
.230	61	14	1	8	vs. LHP	.213	94	20	1	10
.274	307	84	1	27	vs. RHP	.247	453	112	5	36
.239	88	21	1	29	RISP	.221	122	27	3	38
.444	9	4	0	6	Bases Loaded	.333	12	4	0	6
.143	7	1	0	0	Pinch Hitter	.267	15	4	0	0
.000	1	0	0	0	Designated Hitter	.000	1	0	0	0

## BALLPARK BREAKDOWN

	AVG.	AB	H	HR	RBI
Angel Stadium	.333	36	12	1	3
AT&T Park	.500	4	2	0	0
Ballpark in Arlington	.172	29	5	1	4
Camden Yards	.261	23	6	1	5
Comerica Park	.250	12	3	0	4
Fenway Park	.000	8	0	0	0
Great American Ball Park	.500	6	3	0	2
Kauffman Stadium	.333	15	5	1	4
Miller Park	.182	11	2	0	0
Minute Maid Park	.250	28	7	0	3
O.co Coliseum	.229	271	62	0	12
PNC Park	.000	3	0	0	0
Progressive Field	.214	14	3	0	1
Rogers Centre	.167	12	2	0	2
Safeco Field	.333	36	12	1	3
Target Field	.375	8	3	0	1
Tokyo Dome	.000	4	0	0	0
Tropicana Field	.167	18	3	0	0
Yankee Stadium	.222	9	2	1	2

## FIELDING STATISTICS

### Second Base

YEAR	PCT.	G	PO	A	E	TC	DP
2010	1.000	3	4	5	0	9	4
2011	.933	3	5	9	1	15	2
2012	1.000	6	10	17	0	27	4
2013	.985	113	207	258	7	472	68
<b>Totals</b>	<b>.985</b>	<b>125</b>	<b>226</b>	<b>289</b>	<b>8</b>	<b>523</b>	<b>78</b>

### Third Base

YEAR	PCT.	G	PO	A	E	TC	DP
2011	1.000	10	5	13	0	18	0
2012	.946	14	11	24	2	37	2
<b>Totals</b>	<b>.964</b>	<b>24</b>	<b>16</b>	<b>37</b>	<b>2</b>	<b>55</b>	<b>2</b>

### Shortstop

YEAR	PCT.	G	PO	A	E	TC	DP
2011	.974	14	15	22	1	38	2
2012	1.000	15	14	34	0	48	6
2013	.965	15	27	28	2	57	2
<b>Totals</b>	<b>.979</b>	<b>44</b>	<b>56</b>	<b>84</b>	<b>3</b>	<b>143</b>	<b>10</b>

## SOGARD'S CAREER BESTS

**Hits:** 3 (three times), last: July 28, 2013 vs. Los Angeles (AL)

**Home Runs:** 1 (six times), last: July 21, 2013 at Los Angeles (AL)

**Runs Batted In:** 3 (twice), last: July 7, 2013 at Kansas City

**Stolen Bases:** 2, June 12, 2013 vs. New York (AL)

**Hitting Streak:** 14, July 19 to August 9, 2013

**Hitless Streak (At Bats):** 17, April 20 to 28, 2013

**Game Ending RBI:** None.

**Grand Slams:** None.

**Pinch-Hit Home Runs:** None.

**Inside-The-Park Home Runs:** None.

**Lead Off Home Runs:** None.

**CATCHER****Height/Weight:** 6-1 / 220**Bats/Throws:** Right / Right**Birthdate:** January 20, 1983**Opening Day Age:** 31**Birthplace/Resides:** San Juan, Puerto Rico / San Juan, Puerto Rico**Major League Service:** 6 years, 96 days**Obtained:** Acquired from the Texas Rangers for cash considerations, August 24, 2014**Contract Status:** First year of a one-year contract through 2014.**CAREER HIGHLIGHTS**

Is entering his seventh full major league season, his second full campaign with the Rangers... was originally acquired from the Chicago Cubs in a July 31, 2012 trade and re-signed with Texas on one-year deals in each of the past two off-seasons... the 2008 National League Rookie of the Year (received 31 of 32 first-place votes) also started that year's All-Star Game, the first-ever NL rookie catcher to start a Midsummer Classic... he was also named 2008 Sporting News NL Rookie of the Year and was selected to the TOPPS All-Rookie Team... finished 13th in NL MVP voting that year with 41 points, receiving votes in the following positions: fourth place (3 votes), fifth (1), seventh (3), and ninth (1)... was behind the plate for the Carlos Zambrano no-hitter on Sept. 14, 2008 vs. Houston in Milwaukee... earned 2007 Pacific Coast League Player of the Year honors.

**2013 HIGHLIGHTS**

Batted .245 with nine home runs, nine doubles and 22 RBI in 54 games, including 49 starts for the Rangers, including a .324 average after the All-Star break... it marked his fewest games since appearing in 17 contests with the Cubs in 2007... hit .265 (27-for-102) against right-handed pitchers and .190 (11-for-58) versus southpaws... hit .185 over his first 16 games through May 17 before collecting a season-high 3 hits May 19 against Detroit... also had a .185 figure through 30 games at the All-Star break... batted .237 with two home runs and five RBI over 11 games from May 6 to 20 while A.J. Pierzynski was on the disabled list... hit .324 in 24 games (20 starts) after the All-Star break... had the highest post-break slugging percentage (.620) and second highest average and on-base percentage (.392) among Rangers with 75 or more plate appearances... hit .433 with three home runs and seven RBI over his final 11 games to raise his season average from .203 to .245... eight of his nine home runs came in the fifth inning or later and his three home runs of 3 or 4 runs ranked second among Rangers to only Nelson Cruz (6)... hit his first home run of the season May 17 against Detroit off Justin Verlander, just the second home run allowed by Verlander in 2013 and the first home run of 3-or-4 runs off the right-hander since Seattle's Justin Smoak on April 27, 2011 at Comerica Park (three-run)... hit a solo home run May 18 to homer in consecutive games for seventh time in his career... also homered in consecutive games July 29-30 against Los Angeles (AL)... hit a walk-off home run off Angels closer Ernesto Frieri in ninth inning of a 4-3 win on July 29, beginning a span in which Texas won five straight and 13 of 14 games... it was his second career game-ending blast (also June 30, 2011 against San Francisco) and eighth walk-off home run ever by a Texas catcher, the first since Rod Barajas on May 22, 2004 against New York (AL)... hit a three-run home run in the eighth inning of the Rangers' 14-11 come-from-behind, walk-off win over the Halos on July 30... hit .292 with seven home runs, seven doubles and 16 RBI in 26 games at Rangers Ballpark, posting a .409 on-base percentage and .680 slugging percentage... all seven home runs and 16 RBI came in his final 21 home contests... threw out 10-of-34 (29.4%) would-be base stealers, the highest percentage of his career (min. 20 attempts) and the sixth-best percentage among AL catchers with at least 30 attempts against... threw out 3-of-6 over his final four starts... his .995 fielding percentage ranked seventh among AL catchers with at least 50 games... committed both of his errors within the first eight games of the season and did not commit another error over his final 46 games... his appearance at third base June 4 at Boston was his first game in the majors at any position other than catcher... was the starting catcher in 15 of Yu Darvish's 32 starts, including each of the last five... finished the game in Darvish's near no-hitter Aug. 12 at Houston after Pierzynski was ejected in the sixth inning... joined the Cubs' Donnie Murphy and the Mariners' Franklin Gutierrez as the only MLB players with at least nine home runs and 22 RBI while playing 54 games-or-fewer... hit .440 in seven games against the Angels and .429 in four games against Detroit.

## CAREER

**2012**—Acquired by Texas with cash considerations from Chicago (NL) in exchange for right-handed pitcher Jake Brigham and a player to be named later or cash on July 31...deal was announced several hours prior to a separate deal with the Cubs for teammate Ryan Dempster...combined to hit .198 with 11 home runs and 38 RBI in 97 games with the Cubs and Rangers...was on the disabled list for a month in Chicago with a left knee injury...was one of four Major League players to hit under .200 in at least 350 plate appearances, joining Rays' Carlos Pena (.197), Mariners' Brendan Ryan (.194), and Marlins' John Buck (.192)...hit .196 with five home runs and 25 RBI in 47 games for Texas after being acquired...started behind the plate for 41 of the club's final 59 regular season contests...the Rangers were 26-15 in his starts at catcher...also caught the final nine starts by Yu Darvish, including the lone postseason game...made his Texas and AL debut in a start behind the plate Aug. 2 vs. Los Angeles (AL)...was the first player with two hits in team debut since Mike Napoli on April 1, 2011 against Boston (2-for-3)...tallied 11 RBI in his first 18 games with Texas...had a career-high six-game RBI streak from Aug. 19-25...finished the season 1-for-his-last-19 after a home run Sept. 23 at Seattle...appeared in 52 games, including 51 starts for the Cubs behind the plate...missed a month on the DL from May 19-June 17 with torn meniscus in left knee...threw out 13-of-78 base stealers (16.7%) for the year, including opening his tenure in Texas 0-for-18...caught the Wild Card Game against Baltimore, going 0-for-2.

**2011**—In his fourth full season with the Cubs, he hit .228 with 17 home runs and 54 RBI in 125 games...recorded his most games played, hits (96) and doubles (26) since 2008...ranked among NL catchers in homers (3rd, 17), OPS (5th, .721), and walks (6th, 45)...made 119 starts behind the plate, throwing out 30-of-115 (26.1%) baserunners attempting to steal...his 30 caught stealings led the NL and were third-most among backstops behind the Yankees Russell Martin (35) and the Orioles Matt Wieters (32)...threw out three baserunners attempting to steal in the second game of a April 20 doubleheader against San Diego, becoming the first Cubs backstop to throw out three runners in a game in 15 years (Scott Servais - 3, April 15, 1996 vs. Cincinnati)...hit a two-out, two-run double in the ninth for the game-winner May 3 at Los Angeles (NL)...was on the disabled list from May 11 to 28 with strained left groin...hit a pinch walk-off three-run home run in the 13th inning, June 30 off Giants' Ramon Ramirez...it was his first career pinch and walk-off home run...tied his career best with four hits, July 14 against Florida, going 4-for-4 with a double...snapped an 0-for-25 slide with a seventh-inning solo homer off Tim Lincecum, Aug. 29 at San Francisco...had two home runs and five RBI Sept. 19 against Milwaukee, his 3rd career multi-homer effort with all three coming against the Brewers.

**2010**—Batted .280 with 17 home runs, 53 RBI and a .393 on-base percentage before missing the final two weeks of the season due to right shoulder surgery...his .280 average was a 62-point improvement over his .218 mark in 2009...his .393 on-base percentage and .497 slugging mark led the club at the time he was shut down...produced an .890 OPS, which was tops among ML catchers with 300 or more at bats...drew 62 walks, which was third-most by ML catchers...that also tied his career high, done in 2008...made 97 starts behind the plate, throwing out 18-of-92 (19.6%) baserunners attempting to steal...reached base safely in a career-high 20-straight games, April 11-May 7...homered in career-high three straight contests, July 20-23...was on the 15-day disabled list from Aug. 7 to 22 with a sprained ligament in his right shoulder...made his final appearance, Sept. 18 at Florida, before he was shut down the following day...underwent arthroscopic surgery on his right shoulder Sept. 20.

**2009**—Was limited to 102 contests in his second full season with the Cubs, missing a month of the season on the DL from July 7 to Aug. 6 with a mild left oblique strain...beginning June 7 threw out 15 of his final 33 (45.4%) baserunners attempting to steal...recorded his first career stolen base June 18 against Chicago (AL), swiping second base in the fourth inning...was placed on the disabled list with a mild left oblique strain July 7...worked out at the team's Arizona facility to rehab the ailment.

**2008**—Earned National League Rookie of the Year honors, receiving 31 of 32 first-place votes for 158 points (one second-place vote), well ahead of second-place Joey Votto with 76 points...was the only player named on all 32 ballots...was the fifth catcher to win the NL award (now one of six), joining Johnny Bench (1968), Earl Williams (1971), Benito Santiago (1987), and Mike Piazza (1993), a list that now includes Buster Posey (2010) as well...three catchers have earned the AL award: Thurman Munson (1970), Carlton Fisk (1972), and Sandy Alomar Jr. (1990)...he was the fifth Cubs winner, joining Billy Williams (1961), Ken Hubbs (1962), Jerome Walton (1989), and Kerry Wood (1998)...his 23 home runs were the most for any Cubs rookie since Billy Williams hit a club-record 25 in 1961...was twice named



NL Rookie of the Month (April and August) and was the first Cubs backstop to start an All-Star Game since Gabby Hartnett in 1937...his 86 RBI were the most for a Cubs rookie since 1961...his 23 home runs were most by any rookie catcher since Mike Piazza hit 35 in 1993...was the first rookie catcher to collect at least 30 doubles and 20 homers in a season...led ML rookies with 86 RBI, one more than Tampa Bay's Evan Longoria...also led rookies in doubles and was second in the NL in average and home runs to Joey Votto...his .504 slugging percentage was second among major league catchers behind Atlanta's Brian McCann (.523)...the pair tied for the lead in home runs by big league catchers...was the first rookie catcher to hit five homers in April since Baltimore's Geronimo Gil did it in 2002...his 20 RBI for the month was a Cubs rookie record in April...earned NL Rookie of the Month honors again in August, hitting .355...threw out 18 of 87 (20.7%) baserunners attempting to steal, the seventh-best success rate among NL catchers...recorded his first career multi-homer game and drove in a then career-best six RBI, April 30 vs. Milwaukee...hit an inside-the-park home run, May 19 at Houston, becoming the first Cubs backstop with an inside-the-park homer since Cal Neeman June 17, 1959 against Pittsburgh...with his 20th home run on Aug. 26 at Pittsburgh, he set the Cubs club record for home runs by a rookie catcher (Randy Hundley, 19 in 1966)...recorded a career-best seven RBI, going 3-for-5 with the home run, two doubles and three runs in that game...started all three NLDS games against Los Angeles and went 2-for-11 (.182) with a double.

**2007**—Voted Pacific Coast League MVP after a breakout season for Triple-A Iowa, resulting in a September call-up, as well as a spot on Chicago's NLDS roster...was with Chicago July 13-16 and made his season debut, July 13 against Houston, a Carlos Zambrano, 6-0 shutout victory...was recalled Sept. 1 for his second big league stint of the year...hit his first ML home run Sept. 9 at Pittsburgh (Romulo Sanchez)...started behind the plate for two of the Cubs' three NLDS contests against Arizona and went 1-for-6...homered in Game 2 at Arizona, the Cubs' lone home run in the series... as the first Cubs rookie to homer in the postseason since Frank Demaree, who homered off the Yankees' Johnny Allen in Game 4 of the 1932 World Series at Wrigley...his 109 RBI led the PCL while his .353 average ranked second...led the Cubs farm system in average, home runs and RBI...was the Cubs' lone representative at the 2007 Futures Game July 8 at AT&T Park in San Francisco, playing for the World Team...was the first catcher to win the PCL MVP award since Sandy Alomar Jr. in both 1988 and 1989...was honored by Cubs as their Minor League Player of the Year...the PCL also named him its catcher on the 2007 All-PCL team...was selected PCL Player of the Month for August by Topps.

**2006**—Played the bulk of season with Iowa, but had two stints with Cubs...was recalled Sept. 1...recorded his first hit with an infield single off San Francisco's Jason Schmidt Sept. 3 at Wrigley Field, his first career start...was also with the big league club June 27-29 but did not appear in a game...named a Pacific Coast League All-Star.

**2005**—Was called up Sept. 6 and made his Major League debut Sept. 23 against Houston as a pinch-hitter...spent the majority of the season at Triple-A Iowa.

**2004**—Spent the season at Double-A West Tenn (AA)...was named a Southern League All-Star.

**2003**—Spent the season at Single-A Daytona, where he was selected a Florida State League All-Star...hit .330 with runners in scoring position.

**2002**—Spent a second consecutive season with the Cubs affiliate in the Arizona Rookie League, batting .269 in 44 games while helping club to the Arizona League Championship...also saw action in one game for Short-Season Boise.

**2001**—Played his first pro season with the Cubs affiliate in the Arizona Rookie League.

## PERSONAL/MISCELLANEOUS

Geovany Soto was originally signed by Cubs scouts Jose Trujillo and Sam Hughes...is married, Lzueu, and has two children, Gia and Leahny...while with the Cubs, served as chairman of the West Side Rooters Ball, an event to benefit Chicago Cubs Charities, the Juvenile Diabetes Research Foundation and the Dominican Development Alliance...in his time as the chair of that event, the ball raised more than \$100,000...a native of San Juan, Puerto Rico, he attended the American Military Academy...is a cousin of former Cubs infielder Ramon Martinez.



## LIFETIME PLAYING RECORD

Year	Club	AVG.	G	AB	R	H	2B	3B	HR	RBI	SH	SF	HP	BB	SO	SB	CS	SLG	OBP	E
2001	AZL Cubs	.260	41	150	18	39	16	0	1	20	1	0	3	15	33	1	0	.387	.339	7
2002	AZL Cubs	.269	44	156	24	42	10	2	3	24	1	2	3	13	35	0	2	.417	.333	1
	Boise	.400	1	5	1	2	0	0	0	0	0	0	0	0	1	0	0	.400	.400	0
2003	Daytona	.242	89	297	26	72	12	2	2	38	4	6	2	31	58	0	0	.316	.313	9
2004	West Tenn	.271	104	332	47	90	16	0	9	48	1	3	5	40	71	1	2	.401	.355	6
2005	Iowa	.253	91	292	30	74	14	0	4	39	3	2	0	48	77	0	1	.342	.357	4
	CHICAGO (NL)	.000	1	1	0	0	0	0	0	0	0	0	0	0	0	0	0	.000	.000	0
2006	Iowa	.272	108	342	34	93	21	0	6	38	3	2	3	41	74	0	1	.386	.353	8
	CHICAGO (NL)	.200	11	25	1	5	1	0	0	2	0	0	1	0	5	0	0	.240	.231	1
2007	Iowa	.353	110	385	75	136	31	3	26	109	1	9	1	53	94	0	0	.652	.424	4
	CHICAGO (NL)	.389	18	54	12	21	6	0	3	8	0	1	0	5	14	0	0	.667	.433	0
2008	CHICAGO (NL)	.285	141	494	66	141	35	2	23	86	0	5	2	62	121	0	1	.504	.364	5
2009	CHICAGO (NL)	.218	102	331	27	72	19	1	11	47	0	5	3	50	77	1	0	.381	.321	5
	AZL Cubs	.333	1	3	0	1	1	0	0	2	0	0	0	0	1	0	0	.667	.333	0
	Tennessee	.333	3	9	2	3	0	0	2	4	0	0	0	2	4	0	0	1.000	.455	0
2010	CHICAGO (NL)	.280	105	322	47	90	19	0	17	53	0	3	0	62	83	0	1	.497	.393	4
2011	CHICAGO (NL)	.228	125	421	46	96	26	0	17	54	0	2	6	45	124	0	0	.411	.310	13
	Tennessee	.000	2	7	0	0	0	0	0	0	0	0	0	0	1	0	0	.000	.000	0
2012	CHICAGO (NL)	.199	52	176	26	35	6	1	6	14	0	0	2	19	35	0	0	.347	.284	7
	Iowa	.188	5	16	1	3	2	0	0	0	0	0	1	0	5	0	0	.313	.235	0
	TEXAS	.196	47	148	19	29	6	0	5	25	2	2	1	11	41	1	0	.338	.253	1
	TEXAS	.245	54	163	20	40	9	0	9	22	1	0	0	20	60	1	2	.466	.328	2
<b>AL Totals</b>		<b>.223</b>	<b>111</b>	<b>349</b>	<b>44</b>	<b>78</b>	<b>17</b>	<b>0</b>	<b>15</b>	<b>50</b>	<b>3</b>	<b>2</b>	<b>1</b>	<b>31</b>	<b>112</b>	<b>2</b>	<b>2</b>	<b>.401</b>	<b>.287</b>	<b>3</b>
<b>NL Totals</b>		<b>.252</b>	<b>555</b>	<b>1824</b>	<b>225</b>	<b>460</b>	<b>112</b>	<b>4</b>	<b>77</b>	<b>264</b>	<b>0</b>	<b>16</b>	<b>14</b>	<b>243</b>	<b>459</b>	<b>1</b>	<b>2</b>	<b>.445</b>	<b>.342</b>	<b>35</b>
<b>ML Totals</b>		<b>.248</b>	<b>656</b>	<b>2135</b>	<b>264</b>	<b>529</b>	<b>127</b>	<b>4</b>	<b>91</b>	<b>311</b>	<b>3</b>	<b>18</b>	<b>15</b>	<b>274</b>	<b>560</b>	<b>3</b>	<b>4</b>	<b>.439</b>	<b>.335</b>	<b>38</b>

## CAREER TRANSACTIONS

**2001** — Selected by the Chicago Cubs organization in the 11th round of the First-Year Player Draft. **2009** — On the disabled list, July 7 to August 76 included rehab assignment with AZL Cubs, August 1 to 2, and Tennessee, August 3-6. **2010** — On the disabled list, August 7 to 22. On the disabled list, September 19 to October 5. **2011** — On the disabled list May 11 to 28; included rehabilitation assignment with Tennessee, May 26 to 28. **2012** — On the disabled list, May 17 to June 17; included rehabilitation assignment with Iowa, June 11 to 17. Traded to the Texas Rangers with cash for pitcher Jake Brigham, July 31. Elected free agency, November 30; re-signed by Texas, December 6. **2013** — Elected free agency, October 31; re-signed by Texas, November 19. **2014** — On the disabled list, March 30 to July 17; included rehabilitation assignment to Round Rock, July 4 to 9, and Frisco, July 10 to 17. On the disabled list, July 22 to August 7; included rehabilitation assignment to Round Rock, August 1 to 7. Traded to the Oakland Athletics for cash considerations, August 24.

## WILD CARD RECORD

Year	Club/Opp.	AVG.	G	AB	R	H	2B	3B	HR	RBI	SH	SF	HP	BB	SO	SB	CS	SLG	OBP	E
2012	TEX vs. BAL	.000	1	2	0	0	0	0	0	0	0	0	0	0	1	0	0	.000	.000	0

## DIVISION SERIES RECORD

Year	Club/Opp.	AVG.	G	AB	R	H	2B	3B	HR	RBI	SH	SF	HP	BB	SO	SB	CS	SLG	OBP	E
2007	CHI vs. ARI	.167	2	6	1	1	0	0	1	2	0	0	0	2	1	0	0	.667	.375	0
2008	CHI vs. LA	.182	3	11	0	2	1	0	0	0	0	0	0	1	3	0	0	.273	.250	0
<b>Totals</b>		<b>.176</b>	<b>5</b>	<b>17</b>	<b>1</b>	<b>3</b>	<b>1</b>	<b>0</b>	<b>1</b>	<b>2</b>	<b>0</b>	<b>0</b>	<b>0</b>	<b>3</b>	<b>4</b>	<b>0</b>	<b>0</b>	<b>.412</b>	<b>.300</b>	<b>0</b>

## ALL-STAR GAME RECORD

Year	Club/Site	AVG.	G	AB	R	H	2B	3B	HR	RBI	SH	SF	HP	BB	SO	SB	CS	SLG	OBP	E
2008	NL/NYY	.000	1	2	0	0	0	0	0	0	0	0	0	0	1	0	0	.000	.000	0

## WORLD BASEBALL CLASSIC RECORD

Year	Club/Team	AVG.	G	AB	R	H	2B	3B	HR	RBI	SH	SF	HP	BB	SO	SB	CS	SLG	OBP	E
2009	Puerto Rico	.231	4	13	2	3	1	0	0	0	0	0	0	5	3	0	0	.308	.444	-

## VS. THE AMERICAN LEAGUE

2013					CAREER					
AVG.	AB	H	HR	RBI	vs. TEAM	AVG.	AB	H	HR	RBI
.000	3	0	0	0	Baltimore	.286	21	6	1	7
.000	1	0	0	0	Boston	.182	11	2	1	2
.111	9	1	0	0	Chicago	.198	86	17	4	8
.333	3	1	0	0	Cleveland	.154	26	4	1	3
.429	14	6	2	4	Detroit	.300	30	9	3	6
.222	18	4	1	5	Houston	.284	201	57	11	33
.000	4	0	0	0	Kansas City	.200	30	6	3	7
.440	25	11	3	6	Los Angeles	.321	53	17	5	13
.400	5	2	0	0	Minnesota	.296	27	8	0	3
.200	10	2	0	1	New York	.192	26	5	0	2
.211	19	4	2	2	Oakland	.216	37	8	2	3
.158	19	3	0	2	Seattle	.194	36	7	1	6
—	0	0	0	0	Tampa Bay	.206	34	7	2	2
.143	7	1	1	1	Texas	.000	8	0	0	0
.000	6	0	0	0	Toronto	.238	21	5	0	1

## VS. THE NATIONAL LEAGUE

2013					CAREER					
AVG.	AB	H	HR	RBI	by MONTH	AVG.	AB	H	HR	RBI
.333	3	1	0	0	Arizona	.221	95	21	3	12
—	0	0	0	0	Atlanta	.188	85	16	4	15
.500	4	2	0	1	Chicago	.500	4	2	0	1
.000	3	0	0	0	Cincinnati	.218	179	39	6	26
—	0	0	0	0	Colorado	.222	63	14	2	8
—	0	0	0	0	Los Angeles	.226	84	19	2	11
—	0	0	0	0	Miami	.259	81	21	1	4
.143	7	1	0	0	Milwaukee	.251	211	53	16	39
—	0	0	0	0	New York	.233	60	14	1	10
—	0	0	0	0	Philadelphia	.221	77	17	3	10
.333	3	1	0	0	Pittsburgh	.332	193	64	8	33
—	0	0	0	0	San Diego	.245	53	13	3	11
—	0	0	0	0	San Francisco	.255	51	13	2	13
—	0	0	0	0	St. Louis	.261	184	48	4	14
—	0	0	0	0	Washington	.250	68	17	2	8

## MONTHLY BREAKDOWN

2013					CAREER					
AVG.	AB	H	HR	RBI	by MONTH	AVG.	AB	H	HR	RBI
—	0	0	0	0	March	.000	2	0	0	0
.158	19	3	0	0	April	.235	340	80	11	35
.234	47	11	2	5	May	.245	359	88	12	50
.059	17	1	1	1	June	.238	340	81	21	41
.357	28	10	3	8	July	.279	351	98	16	56
.148	27	4	0	3	August	.235	349	82	12	62
.440	25	11	3	5	September	.254	382	97	19	64
—	0	0	0	0	October	.250	12	3	0	3

## BATTING BREAKDOWN

2013					CAREER					
AVG.	AB	H	HR	RBI	by CATEGORY	AVG.	AB	H	HR	RBI
.307	75	23	7	16	Home	.254	1050	267	48	166
.193	88	17	2	6	Road	.241	1085	262	43	145
.233	60	14	3	7	Day	.258	962	248	39	145
.252	103	26	6	15	Night	.240	1173	281	52	166
.185	92	17	4	9	Pre-ASG	.245	1194	292	51	154
.324	71	23	5	13	Post-ASG	.252	941	237	40	157
.200	60	12	3	7	vs. LHP	.286	595	170	29	95
.272	103	28	6	15	vs. RHP	.233	1540	359	62	216
.220	41	9	3	16	RISP	.237	575	136	16	207
.000	5	0	0	0	Bases Loaded	.250	72	18	0	53
—	0	0	0	0	Pinch Hitter	.250	24	6	1	5
—	0	0	0	0	Designated Hitter	.059	17	1	0	0

## BALLPARK BREAKDOWN

	AVG.	AB	H	HR	RBI
Angel Stadium	.294	17	5	1	3
AT&T Park	.286	28	8	1	8
Busch Stadium	.252	123	31	2	9
Camden Yards	.000	3	0	0	0
Chase Field	.231	52	12	2	7
Citi Field	.345	29	10	0	6
Citizens Bank Park	.147	34	5	1	3
Comerica Park	.300	10	3	1	2
Coors Field	.333	33	11	2	6
Dodger Stadium	.237	38	9	2	8
Fenway Park	.182	11	2	1	2
Globe Life Park	.235	149	35	8	27
Great American	.241	79	19	3	9
Kauffman Stadium	.207	29	6	3	7
Marlins Park	.286	7	2	0	0
Miller Park	.217	106	23	5	10
Minute Maid Park	.235	85	20	3	12
Nationals Park	.265	34	9	0	2
O.co Coliseum	.158	19	3	1	2
PETCO Park	.130	23	3	1	1
PNC Park	.340	97	33	6	23
Progressive Field	.182	11	2	0	0
Rogers Centre	.278	18	5	0	1
Safeco Field	.231	26	6	1	4
Shea Stadium	.333	3	1	0	0
Sun Life Stadium	.238	21	5	0	1
Target Field	.333	3	1	0	0
Tropicana Field	.217	23	5	2	2
Turner Field	.156	45	7	2	9
U.S. Cellular Field	.235	51	12	3	6
Wrigley Field	.256	913	234	40	140
Yankee Stadium	.133	15	2	0	1

## FIELDING STATISTICS

Catcher										
YEAR	PCT.	G	PO	A	E	TC	DP	PB		
2006	.986	7	66	4	1	71	0	0		
2007	1.000	16	109	10	0	119	0	0		
2008	.995	136	1011	55	5	1071	9	5		
2009	.994	96	720	50	5	775	9	3		
2010	.995	104	762	45	4	811	7	2		
2011	.987	122	899	82	13	994	7	5		
2012	.989	96	714	37	8	759	3	2		
2013	.992	53	395	27	2	424	3	1		
<b>Totals</b>	<b>.995</b>	<b>630</b>	<b>4676</b>	<b>310</b>	<b>38</b>	<b>5024</b>	<b>38</b>	<b>18</b>		

Third Base							
YEAR	PCT.	G	PO	A	E	TC	DP
2013	—	1	0	0	0	0	0
<b>Totals</b>	<b>—</b>	<b>1</b>	<b>0</b>	<b>0</b>	<b>0</b>	<b>0</b>	<b>0</b>

## SOTO'S CAREER BESTS

**Hits:** 4 (four times), last: July 14, 2011 vs. Florida

**Home Runs:** 2 (three times), September 19, 2011 vs. Milwaukee; June 9, 2010 at Milwaukee, April 30, 2008 vs. Milwaukee

**Runs Batted In:** 7, August 26, 2008 at Pittsburgh; 6, April 30, 2008 vs. Milwaukee; 5 (twice), last: September 19, 2011 vs. Milwaukee

**Stolen Bases:** 1 (three times), last: September 8, 2013 at Los Angeles (AL)

**Hitting Streak:** 8, April 29-May 6, 2008

**Hitless Streak (At Bats):** 25, August 21-29, 2011

**Game Ending RBI:** 2, July 29, 2013 vs. Los Angeles-AL (home run); June 30, 2011 vs. San Francisco (home run)

**Grand Slams:** None

**Pinch-Hit Home Runs:** 1, June 30, 2011 vs. San Francisco (Ramirez).

**Inside-The-Park Home Runs:** 1, May 19, 2008 at Houston (Moehler).

**Lead Off Home Runs:** None.



**RIGHT-HANDED PITCHER**

**Height/Weight:** 6-2 / 215      **Bats/Throws:** Right / Right  
**Birthdate:** December 1, 1988      **Opening Day Age:** 25  
**Birthplace/Resides:** Redlands, California / Springfield, Oregon  
**Major League Service:** 1 year, 31 days  
**Obtained:** Selected in the 24th round of the 2009 First-Year Player Draft  
**Contract Status:** First year of a one-year contract through 2014.

**CAREER HIGHLIGHTS**

Made his Major League debut with the A's in 2012 and is 12-9 with a 3.94 ERA in 34 starts with Oakland over the last two years...led American League rookies in games started (27), innings pitched (152.1) and strikeouts (124) and tied for the lead in wins (10) in 2013...is 38-27 with a 3.56 ERA (218 er in 551.1 ip) in 102 games, 95 starts, in five seasons in the minors...has 592 strikeouts in 551.1 innings, an average of 9.66 per nine innings...led all of Minor League Baseball with 190 strikeouts in 2012...those were the most strikeouts by an A's minor leaguer since 1971...earned A's Minor League Co-Pitcher of the Year honors at Double-A Midland and Triple-A Sacramento in 2012...was named to the *Baseball America* Minor League All-Star team and was also tabbed by the magazine as the A's sixth best prospect...was also named to the Texas League Postseason All-Star team and *Baseball America's* Double-A All-Star team...ranked third among A's minor leaguers in strikeouts in 2011 at Single-A Stockton (154) and second in 2010 at Single-A Kane County (149).

**2013 HIGHLIGHTS**

The 24-year old rookie had five stints with Oakland in 2013 and was 10-8 with a 3.96 ERA in 27 starts...led American League rookies in games started, innings pitched (152.1) and strikeouts (124) and tied for the lead in wins (Perez, TEX)...is the 11th rookie in Oakland history to win 10 or more games, the fifth in the last five years (Anderson, Cahill, Milone, Parker)...had the sixth most strikeouts by an Oakland rookie...allowed a .233 opponents batting average...did not have enough innings pitched to qualify for the league leaders, but his opponents average was ninth lowest among AL pitchers with 150 or more innings pitched...his .358 slugging percentage was eighth best...went 1-2 with a 7.27 ERA and .257 opponents batting average over his first five starts, 5-0 with a 2.83 ERA and .196 opponents average over his next nine starts from May 21 to July 9, 0-5 with a 5.20 ERA and .299 opponents over his next seven starts from July 20 to Aug. 23 and 4-1 with a 2.00 ERA and .195 opponents average over his final six starts...surrendered 16 home runs in 152.1 innings (0.95 per nine innings)...11 of the 16 home runs he allowed were solo shots as are 19 of the 27 in his career...his opponents batting average included a .221 (60-for-272) mark against right-handed hitters compared to .244 (72-for-295) against left-handers...allowed a .201 batting average the first time through the lineup, which was third lowest among AL pitchers with 150 or more innings pitched...now has a .205 (56-for-273) opponents average the first time through the lineup in his career...was 6-2 with a 4.28 ERA and .217 opponents batting average in 14 starts before the All-Star Break...then went 4-6 with a 3.61 ERA and .250 opponents average in 13 starts after the break...was 4-2 with a 2.14 ERA and .195 opponents batting average in nine starts during the day compared to 6-6 with a 4.98 ERA and .252 opponents average in 18 starts at night...his day ERA was the lowest in the AL and fourth lowest in the majors among pitchers with 50 or more innings in day games...surrendered just one of his 16 home runs during the day...in 2012, allowed eight of his 11 home runs in day games...was 6-3 with a 3.25 ERA in 14 starts on five days rest

**OAKLAND A'S  
ROOKIE BESTS**

**WINS**

Tommy Milone, 2012	13
Jarrod Parker, 2012	13
Joe Blanton, 2005	12
Chris Codiroli, 1983	12
Brett Anderson, 2009	11
Tim Hudson, 1999	11
John Johnson, 1978	11
Steve McCatty, 1979	11
<b>Dan Straily, 2013</b>	<b>10</b>
Trevor Cahill, 2009	10
Tim Lincecum, 1985	10

**STRIKEOUTS**

Brett Anderson, 2009	150
Rick Langford, 1977	141
Jarrod Parker, 2012	140
Tommy Milone, 2012	137
Tim Hudson, 1999	132
<b>Dan Straily, 2013</b>	<b>124</b>
Joe Blanton, 2005	116
Tim Conroy, 1983	112
Greg Smith, 2008	111
Gio Gonzalez, 2009	109

or more compared to 4-5 with a 4.80 ERA in 13 starts on four days rest...is now 8-3 with a 2.90 ERA (35 er in 108.2 ip) in 18 career starts on five days rest or more compared to 4-6 with a 5.31 ERA (49 er in 83.0 ip) in 16 starts on four days rest...allowed a .225 batting average to batters leading off an inning... however, issued 19 walks to start an inning, which tied for second most in the AL...received two runs of support or fewer in 17 of his 27 starts and was 5-8 in those games...was 5-0 in 10 starts with three runs of support or more...is now 6-9 in 20 career starts with two runs of support or fewer, 6-0 in 14 starts with support of three or more...opponents hit .300 with runners in scoring position and two outs...they were 4-for-7 (.571) with a grand slam with the bases loaded...was 3-1 with a 1.54 ERA and .167 opponents batting average in four interleague starts...tied for third in the majors in interleague wins, ranked fourth in opponents batting average and ninth in ERA...tied for the team-lead with seven hit batters...the A's were 16-11 (.593) in his starting assignments and are 21-13 (.618) in his career.

**OAKLAND:** Was on the A's Opening Day roster and struck out a career-high 11 batters in 6.2 innings in his first start, an 8-3 victory at Houston April 5...the 11 strikeouts matched the Oakland rookie record (sixth time, last: Tim Hudson, Sept. 10, 1999 at Tampa Bay)...did not issue a walk marking the 12th time in Oakland history a pitcher struck out 11 or more without walking a batter...was optioned to Sacramento the next day when Colón was reinstated from the suspended list...returned to Oakland April 29 to start for Brett Anderson and allowed a career-high six runs on seven hits in 4.2 innings that night against Los Angeles (AL)...had a no decision in the A's 10-8, 19-inning win and was optioned to Sacramento the next day...returned May 1 when Anderson was placed on the DL and went 3-2 with a 4.72 ERA and .232 opponents batting average in 10 starts during his third stint through June 22...had a no decision in the A's 5-4 win at New York May 5...left with a 4-1 lead in the sixth inning but Blevins allowed two inherited runners to score plus one of his own for the blown save...it was his first of four starts where he left with the lead only to have the bullpen blow the save (June 1 vs. Chicago-AL, Aug. 12 at Toronto, Sept. 19 vs. Minnesota)...matched his career-high by allowing six runs in 5.0 innings May 10 at Seattle for his first loss of the season...combined with Doolittle and Balfour on a three-hit shutout in the A's 1-0 win at Texas May 21...tossed seven innings and allowed two of the hits...did not walk a batter to become just the second visiting pitcher at Rangers Ballpark to toss seven or more innings and allow two or fewer baserunners (Erik Bedard, July 7, 2007)...the win began a career-high five-game winning streak that spanned nine starts through July 9 during his fourth stint...posted a 2.83 ERA and held the opposition to a .196 batting average during the streak...surrendered just four home runs in 54.0 innings...had a career-high 12.0 inning scoreless streak from May 21-27...allowed a career-high tying six runs on a career-high tying eight hits in a no decision June 17 at Texas...also allowed eight hits July 20 at Los Angeles (AL) and Aug. 28 at Detroit...tossed a career-low 3.1 innings June 22 at Seattle and was optioned to Sacramento the next day...returned to Oakland July 4 and went 2-0 with a 0.68 ERA in two starts (13.1 ip, 3 h, 1 r, 1 er, 6 bb, 13 so) before he was sent back to Sacramento July 10 with the All-Star Break approaching...was recalled for the final time July 20 and went 4-6 with a 3.61 ERA over his final 13 starts...went 0-5 with a 4.09 ERA and .300 opponents batting average over his first six starts following his return (July 20-Aug. 17)...the losing streak was the longest of his career...received just three runs of support in the six starts as the A's were shut out twice and held to one run three times...his one no decision during the losing streak was Aug. 12 at Toronto when he yielded one run in a career-high 7.1 innings in the A's 5-1 win...allowed a career-high tying six runs in a career-low tying 3.1 innings Aug. 23 at Baltimore...then went 4-0 with a 1.90 ERA and .181 opponents batting average over his next four starts from Aug. 28 to Sept. 13...allowed three hits or fewer while pitching five innings or more in four consecutive starts from Sept. 2 to 19...that matched the longest such streak by an A's pitcher since at least 1916 (Mike Moore, April 13-28, 1989)...opponents went 10-for-80 (.125) during the streak... finished September with a 3-1 record, a 2.10 ERA and a .163 opponents batting average in five starts... had the lowest opponents batting average in the majors in September and ranked sixth in the AL in ERA...made one start against the Tigers in the ALDS, a no decision in the A's 8-6 loss in Game 4 at Detroit (6.0 ip, 4 h, 3 r, 3 er, 8 so).

**SACRAMENTO:** Was 3-1 with a 1.14 ERA and .202 opponents batting average in five starts with Sacramento...allowed just one home run in 31.2 innings...struck out 33, an average of 9.38 per nine innings...his opponents batting average included a .174 (8-for-46) mark against left-handed hitters compared to .219 (16-for-73) against right-handers...yielded a .161 average to batters leading off an inning and issued just one walk...the River Cats were 4-1 in his starting assignments...won each of his three starts with Sacramento following his April 6 option, logging a 0.96 ERA, before he was sent back to Oakland April 29...including April 11 against Tacoma when struck out a season-high nine in 5.2 in-

nings...returned to Sacramento in late June and lost his only start June 28 against Reno (6.0 ip, 9 h, 6 r, 2 er, 1 bb, 6 so) before he was sent back to Oakland July 4...returned near the Major League All-Star Break and tossed 7.0 scoreless innings in a no decision July 14 against Fresno...was sent back to Oakland for good July 20.

## CAREER

**2012**—Began the year having never pitched above Single-A but finished the season in the starting rotation in Oakland...led all of Minor League Baseball with 190 strikeouts...also went 2-1 with a 3.89 ERA in seven starts over two stints with the A's...struck out 32 batters in 39.1 innings, giving him a combined 222 strikeouts in 191.1 innings in the majors and minors (10.44 per nine innings)...surrendered 11 home runs in 39.1 innings, an average of 2.52 per nine innings...allowed a .237 opponents batting average, including .215 against right-handed hitters compared to .271 against left-handers...surrendered seven of his 11 home runs and issued 13 of his 16 walks to lefties...had a .253 on-base percentage and .387 slugging percentage against right-handers compared to .403 and .644 against lefties...opponents hit .265 with the bases empty compared to .185 with runners on, including .111 with runners in scoring position...eight of the 11 home runs he allowed were solo shots...held the opponents number three hitter to a .111 (2-for-18) batting average, although both of the hits were home runs...went 2-0 with a 1.83 ERA in three starts on the road, 0-1 with a 5.95 ERA at home...allowed eight home runs in 19.2 innings at home...was 2-0 with a 1.75 ERA in four starts at night compared to 0-1 with a 7.90 ERA in three starts during the day...allowed eight home runs in 13.2 innings during the day...was 2-0 with a 1.75 ERA in four starts on five days rest or more compared to 0-1 with a 7.90 ERA in three starts on four days rest...allowed eight home runs in 13.2 innings when pitching on four days rest...the A's were 5-2 (.714) in his starting assignments...was selected from Sacramento Aug. 3 and made his Major League debut that day against Toronto...allowed just one run on five hits and a walk in 6.0 innings but had a no decision in the A's 5-4, 15-inning win...left with a 4-1 lead but Cook allowed a three-run home run in the ninth for the blown save...became the 44th pitcher in Oakland history to start in his debut, the second in 2012...allowed a career-high four home runs in 4.2 innings in his second start Aug. 8 against Los Angeles (AL)...combined with Doolittle, Blevins, Cook and Balfour on a six-hit, 3-0 shutout at Kansas City Aug. 16 for his first ML win...tossed 6.1 innings and allowed three of the hits...was 1-0 with a 3.18 ERA over his first three starts but was optioned to Sacramento Aug. 20 when Brett Anderson was reinstated from the DL...returned Sept. 7 after the injury to McCarthy and went 1-1 with a 4.43 ERA in four starts in September...was tabbed by *Baseball America* as the A's sixth best prospect following the season...was also listed as having the best slider and changeup in the magazine's Best Tools survey...was named A's Minor League Co-Pitcher of the Year along with A.J. Griffin after combining for a 9-7 record and a 2.78 ERA in 25 starts with Double-A Midland and Triple-A Sacramento...his 190 strikeouts are fourth most by a minor leaguer in Oakland history...it was the most since 1971 when Chris Floethe had 225 for Double-A Birmingham and Glenn Abbott had 195 for Single-A Burlington...the record is 231 by Vida Blue at Burlington in 1968...averaged 11.25 strikeouts per nine innings...walked 42 batters for a strikeout-to-walk ratio of 4.52...was named to the *Baseball America* Minor League All-Star team...allowed a .202 opponents batting average, which ranked 11th among full season minor leaguers...that included a .189 mark against right-handed hitters compared to .219 against left-handers...opponents hit .202 with runners in scoring position, including .143 with RISP and two outs...yielded nine home runs in 152.0 innings, an average of 0.53 per nine innings...seven came with the bases empty...was 2-4 with a 4.20 ERA and .245 opponents batting average in 11 starts in April and May...then went 6-2 with a 1.22 ERA and .151 opponents batting average in 11 starts in June and July...was 1-1 with a 4.61 ERA in three starts following his Aug. 20 option...did not allow a run in the first inning of any of his 25 starts...logged a 0.54 ERA over the first two innings of a game, a 6.57 ERA in the third inning and a 3.05 ERA from the fourth inning on...allowed one run or fewer in 14 of his 25 starts and had more strikeouts than innings pitched 16 times...had six games of 10 or more strikeouts...had not pitched above Single-A in his career prior to starting the season at Double-A Midland...went 3-4 with a 3.38 ERA in 14 starts for the RockHounds and was named to the Texas League Midseason and Postseason All-Star team...was also named to *Baseball America's* Double-A All-Star team...was leading the TL with 108 strikeouts when he was promoted to Sacramento June 17 and finished the season ranked sixth...was 2-1 with a 2.77 ERA in eight starts at home compared to 1-3 with a 4.32 ERA in six starts on the road...went 0-2 despite a 1.99 ERA over his first four starts...fanned 11 in 7.0 innings May 3 against Corpus Christi for his first win...went 2-0 with a 2.25 ERA over his final six Double-A starts...struck out a career-high 15 batters in 7.0 innings May 18 against Corpus Christi to earn Texas League Pitcher of the Week honors...earned the honor again for the week of June 4-10 after going 1-0 with a 0.69 ERA and 20 strikeouts in 13.0 innings over

two starts, including June 4 against Tulsa when he tossed 7.0 scoreless innings and whiffed 11 in a 9-0 victory...went 6-3 with a 2.03 ERA in 11 starts with Sacramento...struck out 82 in 66.2 innings...allowed a .172 opponents batting average, including .110 against right-handed hitters compared to .235 against left-handers...surrendered just three home runs in 66.2 innings...yielded a .130 average with runners in scoring position...was 3-1 with a 0.87 ERA in five starts at home compared to 3-2 with a 3.03 ERA in six starts on the road...tossed 7.0 shutout innings in his Triple-A debut June 21 against Fresno in a 6-0 win...fanned 13 in 7.0 innings against Las Vegas July 13 and earned Pacific Coast League Pitcher of the Week honors for his efforts...finished July with a 4-1 record and a 1.35 ERA in six starts...struck out 51 batters in 40.0 innings and allowed a .139 opponents batting average...was 5-2 with a 1.36 ERA in eight starts when he was promoted to Oakland Aug. 3...was optioned back to Sacramento Aug. 20 and went 1-1 with a 4.61 ERA over his final three starts before returning to Oakland Sept. 7.

**2011**—Was 11-9 with a 3.87 ERA in 28 games, 26 starts, with Single-A Stockton...ranked fourth in the California League in innings pitched (160.2), fifth in strikeouts (154), seventh in ERA, tied for seventh in wins and tied for ninth in games started...tied for second in the A's farm system in innings, ranked third in strikeouts, tied for fourth in wins and eighth in ERA...surrendered just 10 home runs in 160.2 innings, an average of 0.56 per nine innings...allowed a .260 opponents batting average, including .229 against left-handed hitters...yielded eight of his 10 home runs to righties...seven of his 10 home runs allowed were solo shots...was 8-1 with a 2.98 ERA in 11 games at home compared to 3-8 with a 4.48 ERA in 17 outings on the road...logged a 1.38 ERA in the first inning...his two relief appearances came in games started by a pitcher rehabbing from Oakland...got off to a quick start as he went 3-1 with a 0.96 ERA in five games, four starts, in April...allowed one earned run or fewer in all five outings and had a 21.0-inning scoreless streak from April 13 to 29...earned California League Pitcher of the Week honors for the week of April 18-24...had two wins in two games that week and did not allow a run in 11.0 innings (6 h, 3 bb, 14 so)...had a six-game winning streak from June 15 to July 14 (1.64 ERA)...did not allow a home run over his final nine starts (52.0 innings) beginning July 20...struck out a season-high 11 and did not walk a batter in 6.0 innings to defeat Bakersfield July 25...went 0-1 with a 4.11 ERA in three postseason starts...struck out 18 and walked five in 15.1 innings.

**2010**—Spent his first full professional season at Single-A Kane County and was 10-7 with a 4.32 ERA and .254 opponents batting average in 28 starts...ranked second in the Midwest League in strikeouts (149), tied for second in games started, tied for fourth in innings pitched (148.0) and tied for fifth in wins...was second in the A's farm system in strikeouts, tied for third in wins and fourth in innings pitched...surrendered 13 home runs in 148.0 innings, an average of 0.79 per nine innings...was 4-3 with a 2.84 ERA in 12 starts at home compared to 6-4 with a 5.63 ERA in 16 starts on the road...went 4-1 with a 3.55 ERA over his first 10 starts, 6-6 with a 4.72 ERA over his final 18 starts...was 2-0 with a 0.64 ERA over a five-start stretch from May 6 to 27...struck out a season-high 10 batters in 7.0 innings May 27 against Wisconsin...was credited with the win in his only postseason start a 4-0 victory over Clinton in Game 1 of the ML Semifinals (7.0 ip, 3 h, 11 so).

**2009**—Made his professional debut with Vancouver of the Short-Season Northwest League and was 5-3 with a 4.12 ERA in 16 games, 11 starts...struck out 66 in 59.0 innings (10.1 per nine innings)...allowed a .286 opponents batting average, including .179 average with runners in scoring position and two outs...began his career with five consecutive relief appearances and was 1-0 with a 2.45 ERA...was credited with his first win July 7 at Spokane when he tossed 2.0 scoreless innings and struck out five...moved into the rotation July 12 with a start and loss against Boise (2.2 ip, 4 h, 4 r, 4 er, 1 bb, 4 so)...went 4-3 with a 4.35 ERA in his 11 starting assignments...earned Northwest League Pitcher of the Week honors for the period ending Aug. 30 after going 2-0 with a 0.75 ERA in two starts...struck out 15 in 12.0 innings, including a season-high 10 in 6.0 shutout innings Aug. 28 at Eugene.

## PERSONAL/MISCELLANEOUS

Daniel Steven Straily...was originally signed by Matt Ranson...graduated from Springfield (OR) High School...was named to the second-team All-Mid Western League...attended Western Oregon University before transferring to Marshall University...is married, Amanda.



## LIFETIME PITCHING RECORD

Year	Club	W	L	ERA	G	GS	CG	SHO	SV	IP	H	R	ER	HR	HB	BB	IBB	SO	WP	BK
2009	Vancouver	5	3	4.12	16	11	0	0	0	59.0	66	27	27	5	5	18	0	66	2	0
2010	Kane County	10	7	4.32	28	28	0	0	0	148.0	138	75	71	13	7	61	3	149	10	1
2011	Stockton	11	9	3.87	28	26	0	0	0	160.2	160	78	69	10	14	40	0	154	5	0
2012	Midland	3	4	3.38	14	14	0	0	0	85.1	70	36	32	6	5	23	1	108	6	0
	Sacramento	6	3	2.03	11	11	0	0	0	66.2	40	15	15	3	1	19	0	82	3	0
	OAKLAND	2	1	3.89	7	7	0	0	0	39.1	36	19	17	11	2	16	1	32	0	0
2013	OAKLAND	10	8	3.96	27	27	0	0	0	152.1	132	74	67	16	7	57	0	124	7	0
	Sacramento	3	1	1.14	5	5	0	0	0	31.2	24	11	4	1	0	9	1	33	2	0
<b>ML Totals</b>		<b>12</b>	<b>9</b>	<b>3.94</b>	<b>34</b>	<b>34</b>	<b>0</b>	<b>0</b>	<b>0</b>	<b>191.2</b>	<b>168</b>	<b>93</b>	<b>84</b>	<b>27</b>	<b>9</b>	<b>73</b>	<b>1</b>	<b>156</b>	<b>7</b>	<b>0</b>

## CAREER TRANSACTIONS

**2009** — Selected by the Oakland Athletics organization in the 24th round of the First-Year Player Draft.

## DIVISION SERIES RECORD

Year	Club/Opp.	W	L	ERA	G	GS	CG	SHO	SV	IP	H	R	ER	HR	HB	BB	IBB	SO	WP	BK
2013	OAK vs. DET	0	0	4.50	1	1	0	0	0	6.0	4	3	3	1	1	0	0	8	0	0

## VS. THE AMERICAN LEAGUE

2013		CAREER												
ERA	W	L	S	G	IP	ER	vs. TEAM	ERA	W	L	S	G	IP	ER
16.20	0	0	0	1	3.1	6	Baltimore	11.25	0	1	0	2	8.0	10
—	0	0	0	0	0.0	0	Boston	—	0	0	0	0	0.0	0
3.46	0	0	0	2	13.0	5	Chicago	3.46	0	0	0	2	13.0	5
4.76	0	1	0	1	5.2	3	Cleveland	4.76	0	1	0	1	5.2	3
1.50	1	0	0	1	6.0	1	Detroit	1.50	1	0	0	1	6.0	1
1.32	2	0	0	2	13.2	2	Houston	1.32	2	0	0	2	13.2	2
—	0	0	0	0	0.0	0	Kansas City	0.00	1	0	0	1	6.1	0
5.56	0	3	0	4	22.2	14	Los Angeles	5.82	1	3	0	6	34.0	22
3.18	0	0	0	1	5.2	2	Minnesota	3.18	0	0	0	1	5.2	2
3.75	1	0	0	2	12.0	5	New York	3.75	1	0	0	2	12.0	5
—	0	0	0	0	0.0	0	Oakland	—	0	0	0	0	0.0	0
8.64	0	1	0	2	8.1	8	Seattle	7.82	0	1	0	3	12.2	11
—	0	0	0	0	0.0	0	Tampa Bay	—	0	0	0	0	0.0	0
4.73	3	1	0	5	26.2	14	Texas	4.05	3	1	0	6	33.1	15
2.25	0	1	0	2	12.0	3	Toronto	2.00	0	1	0	3	18.0	4

## VS. THE NATIONAL LEAGUE

2013		CAREER												
ERA	W	L	S	G	IP	ER	vs. TEAM	ERA	W	L	S	G	IP	ER
0.00	1	0	0	1	7.0	0	Chicago	0.00	1	0	0	1	7.0	0
4.50	0	1	0	1	4.0	2	Cincinnati	4.50	0	1	0	1	4.0	2
1.42	1	0	0	1	6.1	1	Pittsburgh	1.42	1	0	0	1	6.1	1
1.50	1	0	0	1	6.0	1	San Francisco	1.50	1	0	0	1	6.0	1

## MONTHLY BREAKDOWN

2013		CAREER												
ERA	W	L	S	G	IP	ER	by MONTH	ERA	W	L	S	G	IP	ER
6.35	1	0	0	2	11.1	8	April	6.35	1	0	0	2	11.1	8
4.55	2	2	0	5	27.2	14	May	4.55	2	2	0	5	27.2	14
4.88	1	0	0	5	27.2	15	June	4.88	1	0	0	5	27.2	15
3.07	2	3	0	5	29.1	10	July	3.07	2	3	0	5	29.1	10
4.44	1	2	0	5	26.1	13	August	3.95	2	2	0	8	43.1	19
2.10	3	1	0	5	30.0	7	September	3.10	4	2	0	9	52.1	18

## PITCHING BREAKDOWN

2013		CAREER												
ERA	W	L	S	G	IP	ER	by CATEGORY	ERA	W	L	S	G	IP	ER
3.76	5	4	0	12	67.0	28	Home	4.26	5	5	0	16	86.2	41
4.11	5	4	0	15	85.1	39	Road	3.69	7	4	0	18	105.0	43
2.14	4	2	0	9	54.2	13	Day	3.29	4	3	0	12	68.1	25
4.98	6	6	0	18	97.2	54	Night	4.31	8	6	0	22	123.1	59
4.28	6	2	0	14	80.0	38	Pre-ASG	4.28	6	2	0	14	80.0	38
3.61	4	6	0	13	72.1	29	Post-ASG	3.71	6	7	0	20	111.2	46
3.96	10	8	0	27	152.1	67	Starter	3.94	12	9	0	34	191.2	84
—	0	0	0	0	0.0	0	Reliever	—	0	0	0	0	0.0	0

## BALLPARK BREAKDOWN

	ERA	W	L	S	G	IP	ER
Angel Stadium of Anaheim	2.66	1	2	0	3	20.1	6
Ballpark in Arlington	3.38	2	0	0	4	24.0	9
Camden Yards	16.20	0	0	0	1	3.1	6
Comerica Park	1.50	1	0	0	1	6.0	1
Great American Ball Park	4.50	0	1	0	1	4.0	2
Kauffman Stadium	0.00	1	0	0	1	6.1	0
Minute Maid Park	2.70	1	0	0	1	6.2	2
O.co Coliseum	4.26	5	5	0	16	86.2	41
PNC Park	1.42	1	0	0	1	6.1	1
Rogers Centre	1.23	0	0	0	1	7.1	1
Safeco Field	8.64	0	1	0	2	8.1	8
U.S. Cellular Field	5.14	0	0	0	1	7.0	4
Yankee Stadium	5.06	0	0	0	1	5.1	3

## FIELDING STATISTICS

### Pitcher

Year	Pct.	G	PO	A	E	TC	DP
2012	1.000	7	1	1	0	2	0
2013	1.000	27	8	8	0	16	0
<b>Totals</b>	<b>1.000</b>	<b>34</b>	<b>9</b>	<b>9</b>	<b>0</b>	<b>18</b>	<b>0</b>

## STRAILY'S CAREER BESTS

**Low Hit Complete Game:** None

**Innings Pitched:** 7.1, August 12, 2013 at Toronto

**Strikeouts:** 11, April 5, 2013 at Houston

**Pitches:** 105, September 19, 2013 vs. Minnesota

**Longest Winning Streak:** 5, May 21 to July 9, 2013

**Longest Losing Streak:** 5, July 20 to August 17, 2013

**Longest Scoreless Streak:** 12.0, May 21 to 27, 2013

2013

**Longest Scoreless Streak:** 12.0, May 21 to 27, 2013

2013

2013

2013

2013

2013

2013

2013

2013

2013

2013

2013

2013

2013

2013

2013

2013

2013

2013

2013

2013

2013

2013

2013

2013

2013

2013

2013

2013

2013

2013

2013

2013

2013

2013

2013

2013

2013

2013

2013

## STRAILY'S 2013 STARTS

Date	Opponent	Score	Dec	ERA	IP	H	R	ER	BB	SO	HR	#PIT
April 5	at Houston	8-3	W	2.70	6.2	5	2	2	0	11	0	102
April 29	Los Angeles (AL)	10-8	--	6.35	4.2	7	6	6	1	6	2	88
May 5	at New York (AL)	5-4	--	5.94	5.1	4	3	3	3	4	0	85
May 10	at Seattle	3-6	L	7.06	5.0	6	6	6	4	4	1	95
May 15	Texas	2-6	L	7.27	4.1	4	5	4	4	2	0	87
May 21	at Texas	1-0	W	5.73	7.0	2	0	0	0	5	0	88
May 27	San Francisco	4-1	W	5.08	6.0	4	1	1	1	1	0	78
June 1	Chicago (AL)	4-3 (10)	--	4.60	6.0	6	1	1	0	8	0	91
June 6	at Chicago (AL)	5-4 (10)	--	4.67	7.0	6	4	4	2	3	0	95
June 12	New York (AL)	5-2	W	4.45	6.2	3	2	2	1	3	0	86
June 17	at Texas	7-8	--	4.97	4.2	8	6	6	1	1	2	82
June 22	at Seattle	5-7	--	5.00	3.1	6	2	2	3	5	1	78
July 4	Chicago (NL)	1-0	W	4.52	7.0	1	0	0	3	6	0	87
July 9	at Pittsburgh	2-1	W	4.28	6.1	2	1	1	3	7	1	89
July 20	at Los Angeles (AL)	0-2	L	4.14	7.0	8	2	2	0	4	1	97
July 25	Los Angeles (AL)	3-8	L	4.43	4.1	7	5	5	2	5	0	84
July 30	Toronto	0-5	L	4.41	4.2	6	5	2	2	2	2	96
Aug. 6	at Cincinnati	1-3	L	4.41	4.0	6	2	2	1	3	1	75
Aug. 12	at Toronto	5-1	--	4.19	7.1	6	1	1	3	5	0	94
Aug. 17	Cleveland	1-7	L	4.22	5.2	6	3	3	4	7	1	103
Aug. 23	at Baltimore	7-9	--	4.56	3.1	4	6	6	4	2	2	79
Aug. 28	at Detroit	14-4	W	4.41	6.0	8	1	1	2	4	1	103
Sept. 2	Texas	4-2	W	4.38	5.0	3	2	2	3	4	1	91
Sept. 7	Houston	2-1	W	4.15	7.0	2	0	0	1	7	0	103
Sept. 13	at Texas	9-8	W	4.11	5.2	2	2	2	4	4	0	104
Sept. 19	Minnesota	8-6	--	4.08	5.2	3	3	2	3	6	0	105
Sept. 25	at Los Angeles (AL)	1-3	L	3.96	6.2	7	3	1	2	5	0	100

**OUTFIELDER****Height/Weight:** 6-5 / 256**Bats/Throws:** Right / Right**Birthdate:** December 19, 1985**Opening Day Age:** 28**Birthplace/Resides:** Cheverly, Maryland / Apopka, Florida**Major League Service:** 59 days**Obtained:** Acquired from the Toronto Blue Jays for Brett Wallace, December 16, 2009**Contract Status:** First year of a one-year contract through 2014.**CAREER HIGHLIGHTS**

Made his Major League debut with Oakland in 2011 and is 10-for-74 (.135) in 26 games in three seasons with the A's...was acquired Dec. 16, 2009 from Toronto after the Blue Jays acquired him in a three-team trade that sent Roy Halladay to Philadelphia and the Phillies' Cliff Lee to Seattle...has a .292 batting average, 179 doubles, 17 triples, 97 home runs and 499 RBI in 766 games over seven seasons in the minors...also has 97 stolen bases...led the Pacific Coast League in walks in 2012 (86)...was rated as the A's ninth-best prospect by *Baseball America* following the 2011 season...was ranked 29th on *Baseball America's* Top 100 Prospects List prior to the start of the 2010 season...was named Eastern League Rookie of the Year in 2009...led the Phillies farm system in batting in 2008 (.346) and 2009 (.320)... hit for the cycle Aug. 12, 2009.

**2013 HIGHLIGHTS**

Had two stints with Oakland in 2013 and went 1-for-23 (.043) in nine games...made six starts (three in left field, three in right field)...was recalled for the first time April 13 and was 0-for-6 in three games, including a start in left field April 15 against Houston, before he was optioned to Sacramento April 22... returned May 4 and extended his season-opening hitless streak to 13 at bats before singling in the fifth inning May 9 at Cleveland...that snapped a career-high 0-for-22 streak dating back to May 10, 2012... was optioned back to Sacramento May 14 and spent the remainder of the season with the River Cats... hit .281 with 18 home runs and 85 RBI in 112 games at Triple-A...the home runs and RBI were his best in his four seasons in the A's farm system...ranked sixth in the Pacific Coast League in RBI and tied for eighth in home runs...ranked sixth in the A's farm system in slugging (.474), tied for sixth in RBI, eighth in batting and tied for eighth in home runs...led Sacramento in home runs and ranked second in RBI...batted .309 (102-for-330) with 15 of his 18 home runs, 73 of his 85 RBI and 44 of his 50 walks against right-handed pitching compared to .178 (16-for-90) against left-handers...had a .914 OPS against righties compared to .427 against lefties...hit .308 with 13 of his 18 home runs with runners on base...went 9-for-22 (.409) with two home runs and 26 RBI with the bases loaded...batted .337 with five home runs and 24 RBI in the eighth inning or later...appeared in 81 games in right field, 16 in left field and eight in center field...had nine assists in 103 games overall in the outfield...committed three errors (.987 fielding percentage)...saw his most playing time with 76 games batting fifth in the order.

**SACRAMENTO:** Hit safely in each of his first seven games and was batting .410 with three home runs and 11 RBI in nine games when the A's called for the first time April 13...went 3-for-4 with five RBI in his final game before his promotion April 12 at Reno...it was his first of four five-RBI games...returned to Sacramento April 25 and went 8-for-35 (.229) in 10 games before returning to Oakland May 4...rejoined the River Cats May 17 and hit .272 with 13 home runs and 69 RBI over his final 93 games...had a grand slam and a season-high tying five RBI May 26 at Tucson...went 9-for-43 (.209) with no RBI over a 12-game stretch from May 29 to June 15...finished May with a .339 batting average but had just one home run in 18 games...went 0-for-4 with a season-high four strikeouts June 15 against Tacoma...matched his season-high with five RBI June 22 against Colorado Springs...had his lone two-steal game of the season June 30 against Reno...had a season-best eight-game hitting streak from July 18 to 25...went 14-for-35 (.400) with four home runs and 15 RBI during the hitting streak...connected for his second grand slam and drove in a season-high tying five runs July 22 against Colorado Springs...was batting .303 entering a doubleheader at Las Vegas July 29...went 0-for-7 in the two games to fall to .296 and remained under .300 for the rest of the season...had seven home runs and 26 RBI in

27 games in July...ranked second in the PCL in RBI in July and tied for second in home runs...then hit .236 with two home runs and 20 RBI over his final 30 games.

## CAREER

**2012**—Played in six games over two stints with Oakland, going 3-for-21 (.143) with one double and no RBI...was recalled for the first time May 4 and went 3-for-16 (.188) in four starts (one in left field, three in right field) before he was optioned to Sacramento May 11...returned Aug. 3 and went hitless in five at bats in two games, including one start in right field, before he was sent back to Sacramento Aug. 5...went 1-for-12 (.083) against left-handed pitching and 2-for-9 (.222) against right-handers...was 0-for-5 with runners in scoring position...spent the balance of the season at Triple-A Sacramento where he hit .287 with 12 home runs and 67 RBI in 120 games...added 86 walks for a .405 on-base percentage...led the Pacific Coast League and tied for 10th in all of Minor League Baseball in walks...also ranked eighth in the PCL in on-base percentage and tied for 10th in runs (81)...ranked second in the A's farm system in on-base percentage, tied for second in walks, tied for third in doubles (31), fifth in runs and stolen bases (18), sixth in batting, seventh in RBI, extra base hits (44) and total bases (198), eighth in hits (129) and 10th in slugging (.441)...had minor league career highs in runs, walks and strikeouts (105)...reached base safely via hit or walk in 106 of his 120 games...that included a PCL best streak of 36 consecutive road games from April 10 to July 17...hit .365 with a .445 on-base percentage during that streak...reached base safely in 23 consecutive home games from June 27 to Aug. 23 and had a .333 batting average and .495 on-base percentage over that span...hit .293 against right-handed pitching compared to .270 against left-handers...had a better on-base percentage against lefties (.429 vs. .396)...batted .309 with eight of his 12 home runs and 47 of his 67 RBI on the road...had a .303 batting average from the sixth inning on...hit .320 with a .416 on-base percentage when leading off an inning...was 5-for-10 (.500) with the bases loaded...appeared in 107 games in right field and one each in left and center...committed four errors for a .979 fielding percentage...had five assists...batted .301 in 90 games batting fifth...hit in every spot in the order from second through sixth...went 8-for-18 (.444) with a home run and eight RBI in the first series of the season at Las Vegas, April 5-8...that included a season-high four RBI April 7...had back-to-back three-hit games April 10 and 11 at Tucson...five of the hits were doubles, including three on the 11th...had two more two-double games April 17 and 20 against Tacoma, giving him nine doubles over a 10-game span from April 10 to 20...hit .352 with 11 doubles, two home runs and 18 RBI in 21 games in April...it was one of three times he hit .300 in a month (.301 in June, .300 in July)...was batting .360 following the conclusion of play May 13 but then went 9-for-48 (.188) over his next 15 games through May 30...that dropped his average to .304...had a 10-game hitting streak from May 31 to June 10 (18-for-38, .474)...went 14-for-72 (.194) over a 20-game stretch from June 11 to July 1 to drop his average under .300 (.298)...then compiled a season-best 12-game hitting streak from July 3 to 17...went 21-for-52 (.404) during the streak to lift his average to .316...had just four home runs over his first 71 games through July 3...then hit five home runs over an 11-game stretch from July 4 to 17...was named Pacific Coast League Batter of the Week for the week of July 9-15 after going 7-for-13 (.538) with three runs, a double, two home runs, six RBI and four walks in a four-game series against Las Vegas after the All-Star Break...went 0-for-8 with a season-high four strikeouts July 18 at Tacoma...matched his season-high with four RBI July 26 at Salt Lake...hit seven of his 12 home runs in 25 games in July and added 22 RBI...was batting .300 entering play Aug. 7 but that would be his last day at .300 as he went 1-for-23 over his next seven games to fall to .285...hit .471 (8-for-17) with five runs, two home runs, three RBI and three walks (.550 on-base percentage) in five postseason games for the River Cats.

**2011**—Spent nearly the entire regular season with Triple-A Sacramento before he was promoted to Oakland when rosters expanded in September...made his Major League debut with the A's and went 6-for-30 (.200) with a home run and RBI in 11 games...went 4-for-19 (.211) with his lone home run against left-handed pitching...was 2-for-11 (.182) against right-handers...batted .130 with the bases empty, .429 with runners on...started seven games in right field and two in left field...also went 0-for-1 as a pinch hitter...was recalled from Sacramento Sept. 2 and made his ML debut with a start in right field that night against Seattle...went 0-for-3 with a walk...singled off Blake Wood in the bottom of the ninth inning Sept. 6 against Kansas City for his first big league hit...hit his first ML home run Sept. 20 against Texas, a solo shot off Derek Holland in the fifth inning...it was also his first RBI...hit .263 (5-for-19) with four walks over his first seven games...then went 1-for-11 over his final four contests...was rated as the A's ninth-best prospect by *Baseball America* following the season...batted .272 with 16 home runs and 64 RBI in 93 games with the River Cats...walked 46 times for a .360 on-base percentage...also stole 14

bases...tied for seventh in the A's farm system in home runs and ranked ninth in slugging (.456)...batted .289 against right-handed pitching, compared to .229 against left-handers...hit .206 at home, compared to .328 with 12 of his 16 home runs and 42 of his 64 RBI on the road...hit .319 with runners in scoring position...hit 15 of his 16 home runs at night...appeared in 51 games in left field and 40 in right field...had seven assists but also committed five errors...began the season on the disabled list with a sprained left wrist...was reinstated May 13 and hit .377 over his first 12 games...did not hit his first home run until his 12th game, May 26 against New Orleans, when he drove in four runs...had his first two-homer game of the season June 13 at Salt Lake...a three-hit game June 15 at Salt Lake lifted his average to .302 but that was his last day over .300...hit seven of his 16 home runs in 21 games in June...then had 22 RBI in 27 games in July, hitting .289 in the month and adding 19 walks for a .411 on-base percentage...had a season-high five RBI July 25 against Reno...had a season-best nine-game hitting streak from Aug. 2-10 (13-for-31, .419)...then had a 0-for-25 streak through Aug. 19...had his second two-homer game of the season Aug. 27 at Fresno.

**2010**—Batted .272 with six home runs and 78 RBI in 127 games for Triple-A Sacramento in his first season in the Athletics organization...had a career-high six triples...however, his batting average and home runs were the lowest of his six full seasons as were his .392 slugging percentage and .348 on-base percentage...ranked sixth in the A's farm system in RBI, tied for sixth in triples and was eighth in stolen bases (16)...grounded into 22 double plays, which led the Pacific Coast League...hit .340 with runners in scoring position...was 5 for 10 (.500) with 14 RBI with the bases loaded...hit .223 with two home runs and 32 RBI over the first five innings of a game, .329 with four home runs and 46 RBI in the sixth inning or later...appeared in 95 games in right field, 20 in center field and 12 in left field...had 12 assists in 120 games overall in the outfield, but also made nine errors for a .961 fielding percentage...tied for the lead among PCL outfielders in double plays (5) and ranked third in assists...stole a season-high three bases, April 18 against Reno...collected two triples, April 27 at Las Vegas...was batting .232 when he was placed on the disabled list May 14 with a strained left calf...was reinstated May 29 and batted .286 with four home runs and 56 RBI over his final 94 games...had a season-best 17-game hitting streak from July 3 to 22...hit .373 with 17 runs scored and 19 RBI during the streak...finished July with a .324 batting average, two home runs, 24 RBI, 19 runs and 15 walks, all his best single-month figures in 2010...scored a run in 10 consecutive games from Aug. 26 to Sept. 4 (14 runs total)...went 3 for 19 (.158) with a double, home run and three RBI in five postseason games...ranked 29th on *Baseball America's* Top 100 Prospects List prior to the start of the season...was tabbed as the A's #10 prospect by the same magazine following the season...hit .278 with eight doubles, two home runs and 15 RBI in 30 games for Phoenix in the Arizona Fall League...led the AFL in games and hit by pitches (4).

**2009**—Spent most of the season at Double-A Reading where he was named Eastern League Rookie of the Year after batting .333 with 15 home runs and 65 RBI in 86 games...was promoted to Triple-A Lehigh Valley July 16 and hit .282 with five home runs and 19 RBI in 30 games for the IronPigs...combined for a .320 average, 20 home runs and 84 RBI in 116 games overall...led the Phillies farm system in batting for the second consecutive season...had career highs in home runs and stolen bases...was also named to the EL Postseason All-Star team...hit .356 with runners in scoring position and .338 against right-handed pitching...appeared in 67 games in left field, 38 in right field and 20 at designated hitter...drove in a run in eight consecutive games from May 20 to 26 (10 RBI total)...went 5 for 6 with a home run and four RBI, May 29 against New Hampshire...hit .369 with a .445 on-base percentage in 28 games in June...was named Eastern League Player of the Week for the week of June 1-7 after batting .462...was named to the Eastern League Midseason All-Star team and played the entire game in right field, going 1 for 4 with a walk and a RBI...was promoted to Lehigh Valley the next day...hit for the cycle Aug. 12 against Louisville...was named IL Player of the Week for the week of Aug. 10-16 after going 10 for 24 (.417) with two home runs and eight RBI in six games...was placed on the disabled list Aug. 24 with a strained right oblique and missed the remainder of the regular season...was reinstated Sept. 9 and transferred to Reading...went 3 for 12 (.250) with a RBI in three playoff games...was named as Philadelphia's third best prospect by *Baseball America* following the season and was honored as the A's second best prospect after being traded to Oakland Dec. 16...played for Obregon in the Mexican Winter League following the season and hit .308 with a home run and 11 RBI in 19 games.

**2008**—Played for the Phillies' two Single-A affiliates at Lakewood and Clearwater and combined to hit .346 with 39 doubles, 19 home runs and 88 RBI in 132 games...the batting average was third best among all Single-A hitters and was eighth highest among all full season minor leaguers...also tied for

eighth in the minors in total bases (274) and tied for ninth in hits (170)...led the Phillies farm system in batting and RBI...batted .366 with 18 of his 19 home runs and 71 of his 88 RBI against right-handed pitching...appeared in 92 games in left field and 26 in right field and had 18 assists...hit safely in 27 consecutive road games from April 24 to June 20...earned Phillies Minor League Player of the Month honors after hitting .354 in April...followed that up by batting .363 with seven home runs and 31 RBI in 27 games in May...was named South Atlantic League Player of the Week for the week of May 5-11... homered in all four of his games that week and batted .421 with four home runs and 12 RBI...named to the SAL Midseason All-Star team but did not play in the game as he was promoted to Clearwater June 19...was leading the SAL in batting (.361) at the time of his promotion...had a season best 14-game hitting streak from June 5 to 20 (.380)...named Phillies Minor League Player of the Month for a second time in August after hitting .376 with 17 doubles, six home runs and 19 RBI in 28 games...played for Honolulu in the Hawaiian Winter League and hit .247 with two home runs and 10 RBI in 25 games... was named as the Phillies sixth best prospect by *Baseball America* following the season.

**2007**—Made his professional debut with Single-A Williamsport and batted .227 with six home runs and 33 RBI in 66 games...combined for a .179 batting average in 34 games in June and July and then hit .322 in 25 games in August...appeared in 47 games in left field and 13 in right field...had his first career two homer game July 1 at Jamestown...was named NYPL Batter of the Week for the week of Aug. 13-19 after going 8 for 14 (.571) with two doubles, two home runs and four RBI in four games.

## PERSONAL/MISCELLANEOUS

Michael D. Taylor...graduated from Apopka High School in 2004, earning First Team All-American honors from *USA Today* and *Collegiate Baseball*...attended Stanford University where he earned All-Pac-10 honors as a junior in 2007...hit .316 with 21 home runs and 126 RBI in 174 games in three seasons as a Cardinal.

## LIFETIME PLAYING RECORD

Year	Club	AVG.	G	AB	R	H	2B	3B	HR	RBI	SH	SF	HP	BB	SO	SB	CS	SLG	OBP	E
2007	Williamsport	.227	66	233	30	53	14	0	6	33	1	2	2	23	53	8	2	.365	.300	5
2008	Lakewood	.361	67	249	40	90	12	3	10	50	0	2	6	31	43	10	3	.554	.441	3
	Clearwater	.329	65	243	36	80	27	1	9	38	0	2	2	19	46	5	6	.560	.380	2
2009	Reading	.333	86	318	59	106	22	4	15	65	0	3	7	35	51	18	4	.569	.408	1
	Lehigh Valley	.282	30	110	15	31	6	1	5	19	0	3	2	13	19	3	1	.491	.359	2
2010	Sacramento	.272	127	464	79	126	26	6	6	78	0	3	5	51	92	16	5	.392	.348	9
2011	Sacramento	.272	93	349	51	95	16	0	16	64	0	2	3	46	80	14	5	.456	.360	5
	OAKLAND	.200	11	30	4	6	0	0	1	1	0	0	0	5	11	0	0	.300	.314	2
2012	Sacramento	.287	120	449	81	129	31	1	12	67	0	3	5	86	105	18	3	.441	.405	4
	OAKLAND	.143	6	21	2	3	1	0	0	0	0	0	0	10	0	0	0	.190	.143	0
2013	Sacramento	.281	112	420	54	118	25	1	18	85	0	6	5	50	88	5	2	.474	.360	3
	OAKLAND	.043	9	23	0	1	0	0	0	0	0	0	0	2	5	0	0	.043	.120	0
<b>ML Totals</b>		<b>.135</b>	<b>26</b>	<b>74</b>	<b>6</b>	<b>10</b>	<b>1</b>	<b>0</b>	<b>1</b>	<b>1</b>	<b>0</b>	<b>0</b>	<b>0</b>	<b>7</b>	<b>26</b>	<b>0</b>	<b>0</b>	<b>.189</b>	<b>.210</b>	<b>2</b>
<b>Minor League Totals</b>		<b>.292</b>	<b>766</b>	<b>2835</b>	<b>445</b>	<b>828</b>	<b>179</b>	<b>17</b>	<b>97</b>	<b>499</b>	<b>1</b>	<b>26</b>	<b>37</b>	<b>354</b>	<b>577</b>	<b>97</b>	<b>31</b>	<b>.470</b>	<b>.375</b>	<b>34</b>

## CAREER TRANSACTIONS

**2007** — Selected by the Philadelphia Phillies organization in the 5th round of the First-Year Player Draft. **2009** — Traded to the Toronto Blue Jays with pitcher Kyle Drabek and catcher Travis D'Arnaud in a three-team trade in which Toronto sent Roy Halladay to Philadelphia, Philadelphia sent Cliff Lee to Seattle and Seattle sent pitchers Phillippe Aumont and Juan Ramirez and outfielder Tyson Gillies to Philadelphia, December 16. Traded to the Oakland Athletics for infielder Brett Wallace, December 16.



## VS. THE AMERICAN LEAGUE

2013					CAREER					
AVG.	AB	H	HR	RBI	vs. TEAM	AVG.	AB	H	HR	RBI
—	0	0	0	0	Baltimore	—	0	0	0	0
—	0	0	0	0	Boston	—	0	0	0	0
—	0	0	0	0	Chicago	—	0	0	0	0
.143	7	1	0	0	Cleveland	.143	7	1	0	0
.000	1	0	0	0	Detroit	.000	5	0	0	0
.000	4	0	0	0	Houston	.000	4	0	0	0
—	0	0	0	0	Kansas City	.286	7	2	0	0
—	0	0	0	0	Los Angeles	.200	5	1	0	0
—	0	0	0	0	Minnesota	—	0	0	0	0
.000	3	0	0	0	New York	.000	3	0	0	0
—	0	0	0	0	Oakland	—	0	0	0	0
.000	4	0	0	0	Seattle	.071	14	1	0	0
.000	1	0	0	0	Tampa Bay	.222	9	2	0	0
.000	3	0	0	0	Texas	.182	11	2	1	1
—	0	0	0	0	Toronto	.111	9	1	0	0

## MONTHLY BREAKDOWN

2013					CAREER					
AVG.	AB	H	HR	RBI	by MONTH	AVG.	AB	H	HR	RBI
.000	6	0	0	0	April	.000	6	0	0	0
.059	17	1	0	0	May	.121	33	4	0	0
—	0	0	0	0	June	—	0	0	0	0
—	0	0	0	0	July	—	0	0	0	0
—	0	0	0	0	August	.000	5	0	0	0
—	0	0	0	0	September	.200	30	6	1	1

## BATTING BREAKDOWN

2013					CAREER					
AVG.	AB	H	HR	RBI	by CATEGORY	AVG.	AB	H	HR	RBI
.000	8	0	0	0	Home	.132	38	5	1	1
.067	15	1	0	0	Road	.139	36	5	0	0
.077	13	1	0	0	Day	.156	32	5	0	0
.000	10	0	0	0	Night	.119	42	5	1	1
.043	23	1	0	0	Pre-ASG	.103	39	4	0	0
—	0	0	0	0	Post-ASG	.171	35	6	1	1
.091	11	1	0	0	vs. LHP	.143	42	6	1	1
.000	12	0	0	0	vs. RHP	.125	32	4	0	0
.000	3	0	0	0	RISP	.182	11	2	0	0
---	0	0	0	0	Bases Loaded	.000	1	0	0	0
.000	1	0	0	0	Pinch Hitter	.000	3	0	0	0
—	0	0	0	0	Designated Hitter	—	0	0	0	0

## BALLPARK BREAKDOWN

	AVG.	AB	H	HR	RBI
Angel Stadium	.000	2	0	0	0
Ballpark in Arlington	.250	4	1	0	0
O.co Coliseum	.132	38	5	1	1
Progressive Field	.143	7	1	0	0
Safeco Field	.091	11	1	0	0
Tropicana Field	.222	9	2	0	0
Yankee Stadium	.000	3	0	0	0

## FIELDING STATISTICS

### Outfield

YEAR	PCT.	G	PO	A	E	TC	DP
2011	.920	11	23	0	2	25	0
2012	1.000	6	14	0	0	14	0
2013	1.000	8	12	0	0	12	0
<b>Totals</b>	<b>.961</b>	<b>25</b>	<b>49</b>	<b>0</b>	<b>2</b>	<b>51</b>	<b>0</b>

## TAYLOR'S CAREER HIGHS

Hits: 2, May 6, 2012 at Tampa Bay

Home Runs: 1, September 20, 2011 vs. Texas

Runs Batted In: 1, September 20, 2011 vs. Texas

Stolen Bases: None

Hitting Streak: 5, September 6 to 20, 2011

Hitless Streak (At Bats): 22, May 10, 2012 to May 9, 2013

Game Ending RBI: None.

Grand Slams: None.

Pinch-Hit Home Runs: None.

Inside-The-Park Home Runs: None.

Lead Off Home Runs: None.

**CATCHER****Height/Weight:** 6-0 / 215**Bats/Throws:** Left / Right**Birthdate:** November 1, 1984**Opening Day Age:** 29**Birthplace/Resides:** Visalia, California / Tumwater, Washington**Major League Service:** 136 days**Obtained:** Acquired from Tampa Bay for cash considerations, April 5, 2013**Contract Status:** First year of a one-year contract through 2014.**CAREER HIGHLIGHTS**

Batted .252 in 47 games with Oakland in 2013 after going 0-for-25 in 18 games in his Major League debut with Tampa Bay in 2012...was named to the Pacific Coast League Postseason All-Star team in 2013...started all five games at catcher in the 2013 American League Division Series against Detroit...hit a walk-off single to win Game 2 of the ALDS...was originally drafted by the Rays in the 12th round of the 2007 First-Year Player Draft and is a .302 (662-for-2190) career hitter with 57 home runs and 358 RBI in 596 games in seven seasons in the minors...was named Rays Minor League Player of the Year in 2011 after batting a combined .298 with 35 doubles, 17 home runs and 105 RBI in 128 games with Double-A Montgomery and Triple-A Durham...led the Florida State League in batting in 2010 (.345) and was a midseason and postseason All-Star.

**2013 HIGHLIGHTS**

Was acquired from Tampa Bay April 5 for cash considerations and spent most of the season at Triple-A Sacramento where he was named to the Pacific Coast League Postseason All-Star Team at catcher...also had two stints with the A's and batted .252 with four home runs and 16 RBI in 47 games...made 39 of his 40 starts against right-handed pitching...hit .256 (34-for-135) with three of his four home runs, 15 of his 16 RBI and all nine of his walks against right-handed pitchers...was 4-for-18 (.222) against lefties...batted .357 on the road compared to .177 at home...however, hit three of his four home runs in Oakland...had a .350 batting average with runners in scoring position and two outs...all four of his home runs came off a pitcher the first time he faced him in a game...appeared in 44 games, including 40 starts, at catcher and committed just one error for a .997 fielding percentage...tossed out 8-of-28 (28.6%) attempted base stealers and has now thrown out 9-of-29 (31.0%) in his career...the A's went 27-13 (.675) in his starting assignments behind the plate...went 0-for-4 as a pinch hitter and is now 0-for-12 with two walks in the pinch for his career...made 21 starts hitting eighth, 16 hitting ninth and three batting seventh.

**OAKLAND:** Was recalled from Sacramento for his first stint June 25 and started each of the A's next three games at catcher...had a sacrifice fly in his first at bat as an Athletic June 25 against Cincinnati, his first career RBI...snapped a career-opening 0-for-32 streak with a home run in the fourth inning June 28 against St. Louis off Joe Kelly...the hitless streak was the second longest career-opening hitless streak by a non-pitcher since 1973 (Chris Carter, OAK; 33 in 2010)...was 2-for-13 (.154) in four games, all starts at catcher, when he was optioned to Sacramento July 4...returned to Oakland July 25 when Jaso went on the DL with a concussion and spent the remainder of the season with the A's, batting .262 with three home runs and 14 RBI in 43 games, including 36 starts...started 16 of the A's 22 games at catcher from July 26 to Aug. 14 and tossed out 7-of-15 (.467) attempted base stealers...had his first career multiple hit game July 26 against Los Angeles (AL) when he went 2-for-4 with a home run and two RBI...was batting .188 over his first 11 games through Aug. 3...then hit .309 over a 27-game stretch from Aug. 4 to Sept. 14...made his only start against a left-handed pitcher Aug. 12 at Toronto (J.A. Happ)...had a career-high eight-game hitting streak from Aug. 23 to Sept. 5...went 10-for-29 (.345) during the streak, which ended Sept. 6 against Houston when he lined out as a pinch hitter...doubled twice in a game for the first time in his career Sept. 4 against Texas...went 3-for-6 with a home run and three RBI Sept. 11 at Minnesota...the hits and RBI were career highs...went 3-for-22 (.136) over his final nine games...started all five games at catcher in the ALDS against Detroit and went 3-for-16 (.188) with seven strikeouts...one of the hits was a "walk-off" RBI single in the bottom of the ninth inning in Game 2, a 1-0 win...it was the eighth walk-off win in Athletics postseason history...according to the Elias Sports Bureau he is the first rookie with a game-ending RBI in the postseason since Jed Lowrie

for Boston in Game 4 of the 2008 ALDS...it was the first walk-off RBI in Major League postseason history by a rookie catcher.

**SACRAMENTO:** Was assigned to Sacramento following the trade and batted .324 with 13 home runs and 58 RBI in 75 games with the River Cats...added 21 doubles and three triples for a career-high .547 slugging percentage...his 38 walks fueled a .398 on-base percentage...hit .338 (78-for-231) with 12 of his 13 home runs against right-handed pitching compared to .277 (18-for-65) against left-handers...batted .375 with runners in scoring position and two outs, .362 during the day and .355 in the seventh inning or later...was 4-for-8 (.500) with two home runs and 17 RBI with the bases loaded...tossed out 25-of-61 (41.0%) attempted base stealers...has thrown out 80-of-224 (35.7%) in his minor league career...appeared exclusively at catcher on defense with 65 games...committed two errors for a .997 fielding percentage...also hit .282 in nine games at designated hitter and was 0-for-1 as a pinch hitter...hit in every spot in the order except first and eighth...saw his most playing time with 25 games in the five spot...had six home runs in 19 games batting third...hit safely in each of his first 13 games from April 7-21, which was his longest hitting streak of the season with the River Cats...went 29-for-56 (.518) with 16 runs, six doubles, two triples, four home runs, 17 RBI and 10 multiple hit games during the streak...had a .911 slugging percentage and also walked six times for a .565 on-base percentage...reached base safely via hit or walk in each of his first 20 games (.429 batting average, .484 on-base percentage)...reached base safely in 31 consecutive home games from April 7 to July 12, which was the second longest streak in the Pacific Coast League in 2013...hit .344 with a .420 on-base percentage during the streak...went 5-for-6 with four runs scored, a triple, two home runs and six RBI April 14 at Reno...the hits, home runs and RBI were season highs...hit his first of two grand slams in the game...hit .438 in April, which was the best mark in all of the minor leagues in the first month of the season...tied for third in the PCL with six home runs in the month...went 6-for-42 (.143) over his first 11 games in May...then had a nine-game hitting streak from May 16-30 (12-for-34, .353)...had his second of three two-homer games May 28 against Salt Lake...finished May with a .228 batting average in 22 games but then hit .306 in June...went 3-for-5 with five RBI June 23 against Colorado Springs...was batting .325 with nine home runs and 43 RBI in 59 games when he was recalled by Oakland June 25...was optioned back to Sacramento July 4 and hit .323 with four home runs and 15 RBI over his final 16 games with the River Cats...matched his season high in runs (4), hits (5), home runs (2) and RBI (6) and also hit his second grand slam July 19 at Salt Lake...was named PCL Player of the Week for the week of July 15 to 21 after going 11-for-18 (.611) with seven runs, two doubles, three home runs and 11 RBI in four games in the shortened week after the All-Star Break...returned to Oakland July 25 and spent the remainder of the season with the A's...was fifth in the PCL in slugging (.547) and seventh in batting (.324) at the time of his promotion.

## CAREER

**2012**—Saw his first Major League action over three stints with the Rays and made the Opening Day roster...appeared in 18 games, including four starts (three at designated hitter, one at catcher)...also appeared in two games in left field...spent the remainder of the season with Triple-A Durham...went hitless in 25 at bats with the Rays, the longest hitless streak to start a major league career in franchise history...optioned to Durham April 20 as B.J. Upton was activated from the disabled list...joined the Rays again May 14 when Desmond Jennings went on the DL, but was returned to Durham May 29 when Hideki Matsui was added to the roster...promoted again on Sept. 5...threw out the only base runner who attempted to steal, Jacoby Ellsbury on Sept. 17 vs. Boston...drew a pair of walks, both as a pinch-hitter in the ninth inning in September...on Sept. 15 at New York (AL) received a free pass from Rafael Soriano...on Sept. 20 vs. Boston, walked against Andrew Bailey to load the bases during a 6-run rally en route to a 7-4 walk-off victory, capped by B.J. Upton's walk-off, 3-run homer...named the winner of the 2012 Al Lopez Award as the Rays most outstanding rookie in spring...hit .323 while appearing at four positions: catcher, first base, left field and right field as well as designated hitter...hit .272 with nine home runs and 43 RBI in 94 games for Durham...split time between catcher (37 games), left field (23), first base (16), right field (12) and designated hitter (12)...batted .303 against right-handed pitchers compared to .209 against left-handers...named Rays Minor League Hitter of the Month in June after hitting .364 with six doubles, five home runs, 19 RBI and 24 runs scored.

**2011**—Was named Rays Minor League Player of the Year...split the season between Double-A Montgomery and Triple-A Durham with a July 27 promotion...combined to bat .298 with 35 doubles, 17 home runs and 105 RBI...over 128 games, made appearances at catcher (50), left field (48), designated

hitter (20), first base (13) and right field (2)...his 105 RBI led the Rays organization and ranked as the 11th-highest total in the minors...it was the fourth-highest total in Rays minor league history...finished sixth in the Rays system with a .298 average...had career highs in hits (152), triples (7) and doubles...hit 17 home runs after entering the season with 18 home runs over four minor league seasons...opened the season with Montgomery and batted .301 with 13 home runs and 85 RBI in 97 games...was named Montgomery's MVP and a mid- and postseason All-Star in the Southern League...despite his call-up, ranked sixth in the SL in RBI and ninth in batting and slugging (.487)...hit .368 with runners in scoring position and .462 with RISP and two outs...hit .253 as a catcher and .337 elsewhere.

**2010**—Won the Florida State League batting crown with a .345 average at Single-A Charlotte...it was the third-highest average all-time by a Rays farmhand...also led the FSL with a .511 slugging percentage and .910 OPS, ranked second in on-base percentage (.399) and tied for sixth with 31 doubles...named a FSL midseason and postseason All-Star...played in only 25 games over the first two months of the season but forced his way into the everyday lineup after batting .371 during that span...was named the Erik Walker Community Champion Award winner after the season.

**2009**—Was batting .171 in 10 games with Single-A Charlotte when he was placed on the disabled list April 26 with a strained right shoulder...missed the remainder of the season.

**2008**—Spent the entire season at Single-A Columbus where he batted .291 with six home runs and 54 RBI in 113 games...averaged 9.33 plate appearances per strikeout, which was the third best mark in the South Atlantic League...played outfield (67 games), catcher (17) and first base (16)...hit .356 over the final 50 games of the season.

**2007**—Made his professional debut with Hudson Valley of the New York-Penn League and batted .300 with four home runs and 48 RBI in 70 games...ranked fifth in the NYPL in RBI...went 5-for-5 Aug. 7 against Batavia.

## PERSONAL/MISCELLANEOUS

Stephen Guy Vogt was originally signed by Rays Scout Jake Wilson...is married, Alyssa...has a daughter, Payton (9/27/11)...his wife coached basketball for the Evergreen State College Geoducks before having Payton...was a First Team NAIA All-American (twice) and GSAC Player of the Year at Azusa Pacific University (Calif.)...hit .476 in his senior year and finished his college career with a .448 career mark...while sidelined with a shoulder injury at Single-A Charlotte in 2009, he served as a fill-in umpire during a doubleheader for the Stone Crabs at Charlotte Sports Park...the home plate umpire was forced from the game after being hit in the arm by a fastball, and he volunteered to be the base umpire and the two managers agreed...between his generation and his dad's, there are six Vogts who have played college baseball...he played against his brother, Danny, who was a senior at Westmont College when Stephen was a freshman at Azusa Pacific...their father, Randy, played at Fresno State...his two uncles played at UC Davis...his cousin played at Cal State-Stanislaus.

## LIFETIME PLAYING RECORD

Year	Club	AVG.	G	AB	R	H	2B	3B	HR	RBI	SH	SF	HP	BB	SO	SB	CS	SLG	OBP	E
2007	Hudson Valley	.300	70	240	40	72	8	0	4	48	1	7	0	31	31	6	1	.383	.371	1
2008	Columbus	.291	113	392	57	114	22	3	6	54	2	4	3	47	48	6	1	.408	.368	3
2009	Charlotte	.171	10	35	0	6	2	0	0	3	0	0	2	4	0	1	.229	.216	0	
2010	Charlotte	.345	106	368	56	127	31	3	8	47	3	6	6	31	46	3	1	.511	.399	7
2011	Montgomery	.301	97	386	52	116	21	6	13	85	0	10	1	30	51	4	2	.487	.344	1
	Durham	.290	31	124	15	36	14	1	4	20	0	3	0	4	29	0	0	.516	.305	1
2012	TAMPA BAY	.000	18	25	0	0	0	0	0	0	0	0	0	2	2	0	0	.000	.074	0
	Durham	.272	94	349	48	95	18	4	9	43	2	2	1	42	61	1	0	.424	.350	1
2013	Sacramento	.324	75	296	55	96	21	3	13	58	1	3	0	38	45	0	1	.547	.398	2
	OAKLAND	.252	47	135	18	34	6	1	4	16	2	2	0	9	28	0	1	.400	.295	1
<b>ML Totals</b>		<b>.213</b>	<b>65</b>	<b>160</b>	<b>18</b>	<b>34</b>	<b>6</b>	<b>1</b>	<b>4</b>	<b>16</b>	<b>2</b>	<b>2</b>	<b>0</b>	<b>11</b>	<b>30</b>	<b>0</b>	<b>1</b>	<b>.338</b>	<b>.260</b>	<b>1</b>

## CAREER TRANSACTIONS

**2007** — Selected by the Tampa Bay Rays organization in the 12th round of the First-Year Player Draft. **2013** — Traded to the Oakland Athletics for cash considerations, April 5.

## DIVISION SERIES RECORD

Year	Club/Opp.	AVG.	G	AB	R	H	2B	3B	HR	RBI	SH	SF	HP	BB	SO	SB	CS	SLG	OBP	E
2013	OAK vs. DET	.188	5	16	2	3	0	1	0	1	0	0	0	1	7	0	0	.313	.235	0

### VS. THE AMERICAN LEAGUE

2013		CAREER		vs. TEAM		AVG.		AB		H		HR		RBI	
AVG.	AB	H	HR	RBI	AVG.	AB	H	HR	RBI	AVG.	AB	H	HR	RBI	
.250	4	1	0	0	Baltimore	.143	7	1	0	0					
—	0	0	0	0	Boston	.000	6	0	0	0					
—	0	0	0	0	Chicago	.000	1	0	0	0					
.250	4	1	0	0	Cleveland	.250	4	1	0	0					
.364	11	4	0	0	Detroit	.250	16	4	0	0					
.188	16	3	0	1	Houston	.188	16	3	0	1					
—	0	0	0	0	Kansas City	—	0	0	0	0					
.227	22	5	1	4	Los Angeles	.227	22	5	1	4					
.333	12	4	1	4	Minnesota	.333	12	4	1	4					
—	0	0	0	0	New York	.000	3	0	0	0					
—	0	0	0	0	Oakland	—	0	0	0	0					
.077	13	1	0	0	Seattle	.077	13	1	0	0					
.286	7	2	1	1	Tampa Bay	.286	7	2	1	1					
.333	9	3	0	0	Texas	.333	9	3	0	0					
.300	20	6	0	3	Toronto	.250	24	6	0	3					

### VS. THE NATIONAL LEAGUE

2013		CAREER		vs. TEAM		AVG.		AB		H		HR		RBI	
AVG.	AB	H	HR	RBI	AVG.	AB	H	HR	RBI	AVG.	AB	H	HR	RBI	
—	0	0	0	0	Atlanta	.000	3	0	0	0					
.200	10	2	0	2	Cincinnati	.200	10	2	0	2					
.286	7	2	1	1	St. Louis	.286	7	2	1	1					

### MONTHLY BREAKDOWN

2013		CAREER		by MONTH		AVG.		AB		H		HR		RBI	
AVG.	AB	H	HR	RBI	AVG.	AB	H	HR	RBI	AVG.	AB	H	HR	RBI	
—	0	0	0	0	April	.000	13	0	0	0					
—	0	0	0	0	May	.000	4	0	0	0					
.154	13	2	1	2	June	.154	13	2	1	2					
.235	17	4	1	4	July	.235	17	4	1	4					
.268	56	15	0	3	August	.268	56	15	0	3					
.265	49	13	2	7	September	.241	54	13	2	7					
—	0	0	0	0	October	.000	3	0	0	0					

### BATTING BREAKDOWN

2013		CAREER		by CATEGORY		AVG.		AB		H		HR		RBI	
AVG.	AB	H	HR	RBI	AVG.	AB	H	HR	RBI	AVG.	AB	H	HR	RBI	
.177	79	14	3	9	Home	.151	93	14	3	9					
.357	56	20	1	7	Road	.299	67	20	1	7					
.246	61	15	1	4	Day	.192	78	15	1	4					
.257	74	19	3	12	Night	.232	82	19	3	12					
.154	13	2	1	2	Pre-ASG	.067	30	2	1	2					
.262	122	32	3	14	Post-ASG	.246	130	32	3	14					
.222	18	4	1	1	vs. LHP	.200	20	4	1	1					
.256	117	30	3	15	vs. RHP	.214	140	30	3	15					
.255	47	12	0	9	RISP	.222	54	12	0	9					
.000	1	0	0	0	Bases Loaded	.000	1	0	0	0					
.000	4	0	0	0	Pinch Hitter	.000	12	0	0	0					
.000	2	0	0	0	Designated Hitter	.000	15	0	0	0					

### BALLPARK BREAKDOWN

	AVG.	AB	H	HR	RBI
Angel Stadium	.286	7	2	0	1
Ballpark in Arlington	.333	3	1	0	0
Camden Yards	.250	4	1	0	0
Comerica Park	.250	16	4	0	0
Fenway Park	.000	4	0	0	0
Great American Ball Park	.500	4	2	0	1
O.co Coliseum	.177	79	14	3	9
Rogers Centre	.357	14	5	0	2
Safeco Field	.167	6	1	0	0
Target Field	.500	8	4	1	3
Tropicana Field	.000	14	0	0	0
U.S. Cellular Field	.000	1	0	0	0

### FIELDING STATISTICS

#### Catcher

YEAR	PCT.	G	PO	A	E	TC	DP	PB
2012	1.000	7	19	2	0	21	0	0
2013	.997	44	299	14	1	314	2	6
<b>Totals</b>	<b>.997</b>	<b>51</b>	<b>318</b>	<b>16</b>	<b>1</b>	<b>335</b>	<b>2</b>	<b>6</b>

#### Outfield

YEAR	PCT.	G	PO	A	E	TC	DP
2012	1.000	3	1	0	0	1	0
<b>Totals</b>	<b>1.000</b>	<b>3</b>	<b>1</b>	<b>0</b>	<b>0</b>	<b>1</b>	<b>0</b>

### VOGT'S CAREER BESTS

**Hits:** 3, September 11, 2013 at Minnesota  
**Home Runs:** 1 (four times), last: September 11, 2013 at Minnesota  
**Runs Batted In:** 3, September 11, 2013 at Minnesota  
**Stolen Bases:** None  
**Hitting Streak:** 8, August 23 to September 5, 2013  
**Hitless Streak (At Bats):** 32, April 26, 2012 to June 28, 2013  
**Game Ending RBI:** None. Note: Had game ending single in Game 2 of 2013 ALDS vs. Detroit  
**Grand Slams:** None  
**Pinch-Hit Home Runs:** None  
**Inside-The-Park Home Runs:** None.  
**Lead Off Home Runs:** None

**LEFT-HANDED PITCHER****Height/Weight:** 6-2 / 215**Bats/Throws:** Left / Left**Birthdate:** February 25, 1987**Opening Day Age:** 27**Birthplace/Resides:** West Peoria, Illinois / Indianapolis, Indiana**Major League Service:** 43 days**Obtained:** Acquired from the San Diego Padres with Andy Parrino for Tyson Ross and minor leaguer A.J. Kirby-Jones, November 16, 2012**Contract Status:** First year of a one-year contract through 2014.**NON-ROSTER INVITEE****CAREER HIGHLIGHTS**

Began his professional career in the independent Frontier League in 2009, compiling a 14-7 record and a 3.77 ERA in 29 games, including 23 starts...signed with the San Diego organization following the 2010 season and went 12-18 with a 3.46 ERA (101 er in 262.2 ip) in 47 starts in two seasons in the Padres farm system...made his Major League debut with eight starts with the Padres in 2012, going 2-3 with a 5.58 ERA...traded to the A's following the 2012 season and spent the entire 2013 season at Triple-A Sacramento...led all of minor league baseball with 106 earned runs with the River Cats...including his two years in the Frontier League, he is 38-39 with a 4.21 ERA in 103 games, including 96 starts, in five seasons.

**2013 HIGHLIGHTS**

Spent the entire season at Triple-A Sacramento in his first year in the A's organization and went 12-14 with a 5.78 ERA in 27 games, including 26 starts...had minor league career highs in nearly every category including wins, starts, innings pitched (165.0) and strikeouts (111)...led the Pacific Coast League in runs (110) and earned runs (106), ranked second in innings pitched, losses and hits (202), tied for second in wins and tied for fourth in home runs allowed (20)...had the second highest ERA and fourth highest opponents batting average (.305) among qualifiers...the earned runs were the most among all minor league pitchers and he also ranked second in most hits and runs and tied for sixth in most losses...tied for second in the A's farm system in wins, ranked third in innings and seventh in strikeouts...led the River Cats in innings, losses, hits, runs, earned runs and hit batters (9) and tied for the team-lead in games started and home runs...his opponents batting average included a mark of .279 (63-for-226) against left-handed hitters compared to .319 (139-for-436) against right-handers...surrendered 18 of his 20 home runs to righties for a .534 slugging percentage...lefties slugged .376...opponents hit .345 with runners in scoring position and were 6-for-7 (.857) with four doubles with the bases loaded...was 7-12 with a 6.53 ERA and .323 opponents batting average in 20 games, 19 starts, before the All-Star Break...then went 5-2 with a 3.71 ERA and .251 opponents average in seven starts after the break...logged a 6.44 ERA over the first four innings of a game but had a 3.03 ERA from the fifth inning on...was 7-5 with a 4.55 ERA and .274 opponents batting average in 13 games at home compared to 5-9 with a 7.02 ERA and .333 opponents batting average in 14 starts on the road...did not commit an error in 33 chances...did not have a no decision in any of his 26 starts...tossed six or more innings 20 times, allowed two runs or fewer 10 times and walked two batters or fewer 23 times.

**SACRAMENTO:** Allowed a season-high eight runs in 4.1 innings for the loss in his first start April 4 against Las Vegas...picked up his first win April 14 at Reno despite allowing six runs on a season-high 13 hits in 6.0 innings...walked a season high five and allowed seven runs in 5.0 innings April 19 at Las Vegas...that gave him a 1-3 record and a 11.32 ERA over his first five starts...allowed one run in 7.0 innings in his final April start on the 26th against Salt Lake and finished the first month of the season with an 8.78 ERA...made his lone relief appearance of the season May 6 against Las Vegas and had season-highs in runs (8) and home runs (3) while tossing 6.0 innings after Sonny Gray faced just two batters...walked three batters in that appearance, giving him 16 walks over his first 38.1 innings (3.76 per nine innings)...did not walk more than two batters in a start the rest of the way, issuing just 22 free passes in 126.2 innings (1.56 per nine innings)...won consecutive starts May 12 at Nashville and May 17 against Oklahoma City...then tossed his first complete game of the season May 22 at New Orleans, a nine-hitter in a 2-0 loss...did not walk a batter and struck out three...went 0-3 despite a 2.82 ERA over a

three-start stretch from May 22 to June 1...walked just one batter in 22.1 innings over that span...struck out a season-high seven June 1 at Tacoma...allowed a season-high tying eight runs in back-to-back starts July 5 at Fresno and July 10 at Colorado Springs...then had a season-best three-game winning streak from July 18 to Aug. 2 (2.70 ERA)...matched his season high with seven strikeouts July 23 against Colorado Springs...posted a 7.99 ERA in four starts in July...had his best month in August when he went 3-2 with a 3.82 ERA and .263 opponents batting average in five starts...made his season high with seven strikeouts Aug. 24 at Colorado Springs.

## CAREER

**2012**—Made his Major League debut with San Diego, posting a 2-3 record and a 5.58 ERA in eight starts...allowed a .285 opponents batting average, which broke down to .205 against left-handed hitters compared to .316 against right-handers...surrendered all five of his home runs to right-handers for a .526 slugging percentage...lefties slugged .318...went 2-1 with a 2.59 ERA and .198 opponents batting average over his first four starts, 0-2 with a 10.13 ERA and .389 opponents average over his final four starts...yielded a .317 average to batters leading off an inning and .306 with runners in scoring position...opponents hit .306 the first two times through the lineup, .206 after that...was 2-2 with a 4.18 ERA and .252 opponents batting average in five starts at home, 0-1 with an 8.76 ERA and .353 opponents average in three starts on the road...yielded four of his five home runs at Petco Park...went 2-0 with a 4.15 ERA in three starts during the day, 0-3 with a 6.65 ERA in five starts at night...opponents were successful in 7 of 8 (87.5%) stolen base attempts...went 1-for-12 (.083) with four strikeouts as a hitter...the Padres were 4-4 (.500) in his starting assignments...was selected by San Diego Aug. 22, making his Major League debut with a start that day against Pittsburgh...picked up his first ML win in the Padres 4-2 victory (6.0 ip, 4 h, 2 r, 2 er, 4 bb, 2 so)...struck out Andrew McCutchen to end the first inning for his first strikeout...singled in the seventh inning off Joe Blanton Sept. 3 at Los Angeles (NL) for his first big league hit...struck out a career-high eight in that game...his second win came in his fourth start Sept. 9 against Arizona when he surrendered a season-low one run in 6.1 innings...became the first pitcher in San Diego history to begin his career by tossing six or more innings while allowing two runs or fewer in each of his first four career starts...then allowed five runs in back-to-back starts Sept. 16 against Colorado and Sept. 22 at San Francisco...combined for a 5-10 record and a 3.70 ERA in 22 starts with Double-A San Antonio and Triple-A Tucson...yielded just seven home runs in 126.1 innings, an average of 0.50 per nine innings...allowed a .271 opponents batting average, including .263 against left-handed hitters compared to .274 against right-handers...surrendered all seven of his home runs and issued 29 of his 31 walks to righties...allowed a .242 average with runners in scoring position at San Antonio but that jumped to .364 with Tucson...started the year at San Antonio where he went 4-8 with a 3.23 ERA in 18 starts...was 2-4 with a 2.25 ERA in 10 starts at home compared to 2-4 with a 4.40 ERA in eight starts on the road...lost each of his first four decisions, including April 13 at Tulsa when he allowed seven runs on eight hits in 5.1 innings...also yielded three home runs in that game, but would surrender just four over his final 20 starts and 116.0 innings...struck out a season-high eight batters in 5.0 innings April 24 at Frisco...was 1-8 with a 4.26 ERA over his first 12 starts through June 14...then tossed 7.0 shutout innings June 19 against Corpus Christi...beginning with that start, he went 3-0 with a 1.27 ERA over his final six Double-A starts...matched his season-high with eight strikeouts July 15 against Midland...was transferred to Tucson July 28 and went 1-2 with a 5.79 ERA in four starts...tossed a nine-inning complete game five-hit shutout Aug. 2 at Round Rock...did not walk a batter and struck out six...lost each of his final two starts before being promoted to San Diego Aug. 22.

**2011**—Split his first season in the San Diego organization between the Padres two Single-A affiliates at Fort Wayne and Lake Elsinore...was 7-8 with a 3.23 ERA in 25 starts with the two clubs...struck out 107 and walked just 26 for a strikeout-to-walk ratio of 4.12...ranked fourth in the San Diego farm system in ERA...allowed a .266 opponents batting average, including .207 against left-handed hitters...leadoff hitters batted .203 with a .255 on-base percentage...yielded a .352 average with runners in scoring position with Fort Wayne but that mark dropped to .250 at Lake Elsinore...his teams were 15-10 (.600) in his starting assignments...walked two batters or fewer in 22 of his 25 starts...began the season at Fort Wayne where he went 2-6 with a 3.44 ERA in 12 starts...tossed 6.0 shutout innings and allowed just one hit in his first start April 12 against Bowling Green for the win...then went 0-5 with a 4.40 ERA over his next eight starts from April 18 to May 30...tossed a season-high 7.0 innings May 10 against Bowling Green...snapped his losing streak June 11 when he allowed one run in a season-high tying 7.0 innings June 12 at Wisconsin...allowed a season-high six runs in his final start with the Tin Caps June 17 at Great Lakes...was transferred to Lake Elsinore June 23 and went 5-2 with a 3.03 ERA in 13 starts



with the Storm...tossed 6.0 shutout innings and struck out a season-high 10 in his first start June 25 at Inland Empire...allowed one run or fewer in each of his first three starts...went 3-0 with a 2.36 ERA over his first six starts...went 0-2 with a 2.50 ERA (18.0 ip, 15 h, 7 r, 5 er, 10 bb, 14 so) in three postseason starts for Lake Elsinore as the Storm won the California League Championship.

**2010**—Returned to the Frontier League for the second consecutive season...combined for an 11-5 record and a 3.35 ERA in 19 starts for Evansville and Windy City...allowed just five home runs in 118.1 innings, an average of 0.38 per nine innings...ranked second in the FL in wins and seventh in strikeouts (97).

**2009**—Pitched for Evansville in the independent Frontier League, going 3-2 with a 5.46 ERA in 10 games, four starts, in his professional debut...struck out 41 batters in 29.2 innings, an average of 12.44 per nine innings...surrendered just one home run.

## PERSONAL/MISCELLANEOUS

Andrew Steven Werner...was originally signed by San Diego Padres scouts Randy Smith and Randy Johnson...graduated from Washington Community High School in Illinois...attended Illinois Central for two years...compiled a 3.58 ERA in 45 innings as a freshman en route to All-Region XXIV honors...also attended the University of Indianapolis for two years.

### LIFETIME PITCHING RECORD

Year	Club	W	L	ERA	G	GS	CG	SHO	SV	IP	H	R	ER	HR	HB	BB	IBB	SO	WP	BK
2009	Evansville (Ind.)	3	2	5.46	10	4	0	0	0	29.2	30	20	18	1	2	16	0	41	5	1
2010	Evansville (Ind.)	1	1	2.45	3	3	1	1	0	18.1	14	5	5	1	1	5	0	24	0	0
	Windy City (Ind.)	10	4	3.51	16	16	1	0	0	100.0	96	49	39	4	9	42	0	73	5	2
2011	Fort Wayne	2	6	3.44	12	12	0	0	0	68.0	70	30	26	4	1	13	0	52	7	1
	Lake Elsinore	5	2	3.03	13	13	0	0	0	68.1	72	26	23	1	3	13	1	55	2	0
2012	San Antonio	4	8	3.23	18	18	0	0	0	103.0	107	46	37	6	3	25	3	89	2	0
	Tucson	1	2	5.79	4	4	1	1	0	23.1	26	18	15	1	0	6	0	20	0	1
	SAN DIEGO	2	3	5.58	8	8	0	0	0	40.1	45	26	25	5	1	14	1	35	1	1
2013	Sacramento	12	14	5.78	27	26	1	0	0	165.0	202	110	106	20	9	38	0	111	2	1
<b>ML Totals</b>		<b>2</b>	<b>3</b>	<b>5.58</b>	<b>8</b>	<b>8</b>	<b>0</b>	<b>0</b>	<b>0</b>	<b>40.1</b>	<b>45</b>	<b>26</b>	<b>25</b>	<b>5</b>	<b>1</b>	<b>14</b>	<b>1</b>	<b>35</b>	<b>1</b>	<b>1</b>
<b>Minor League Totals</b>		<b>24</b>	<b>32</b>	<b>4.36</b>	<b>74</b>	<b>73</b>	<b>2</b>	<b>1</b>	<b>0</b>	<b>427.2</b>	<b>477</b>	<b>230</b>	<b>207</b>	<b>32</b>	<b>16</b>	<b>95</b>	<b>4</b>	<b>327</b>	<b>13</b>	<b>3</b>
<b>Independent Totals</b>		<b>14</b>	<b>7</b>	<b>3.77</b>	<b>29</b>	<b>23</b>	<b>2</b>	<b>1</b>	<b>0</b>	<b>148.0</b>	<b>140</b>	<b>74</b>	<b>62</b>	<b>6</b>	<b>12</b>	<b>63</b>	<b>0</b>	<b>138</b>	<b>10</b>	<b>3</b>

### CAREER TRANSACTIONS

**2010** — Signed by the San Diego Padres organization as a non-drafted free agent, October 18. **2012** — Traded to the Oakland Athletics with infielder Andy Parrino for pitcher Tyson Ross and minor league first baseman A.J. Kirby-Jones, November 16.

### 2013 RELIEF PITCHER EFFECTIVENESS

	Runners Inherited	Runners Scored	First Hitters	Save Situations
Anderson	5	1	3 for 10 (1 bb)	3 for 3
Balfour	6	5	14 for 59 (6 bb)	38 for 41
Blevins	45	16	15 for 56 (7 bb, 1 hbp, 3 sf)	0 for 4
Chavez	26	8	8 for 32 (2 bb, 1 hbp)	1 for 2
Cook	30	15	11 for 65 (6 bb)	2 for 9
Doolittle	32	2	11 for 66 (4 bb)	2 for 7
Figueroa	0	0	2 for 5	0 for 0
Gray	0	0	0 for 2	0 for 0
Milone	0	0	0 for 2	0 for 0
Neshek	25	7	8 for 42 (2 bb, 1 hbp)	0 for 0
Okajima	4	2	2 for 5	0 for 0
Otero	19	7	8 for 32 (1 bb)	0 for 1
Resop	13	3	2 for 16 (1 bb, 1 hbp)	0 for 0
Scribner	9	3	5 for 18	0 for 0

## VS. THE NATIONAL LEAGUE

2013		CAREER												
ERA	W	L	S	G	IP	ER	vs. TEAM	ERA	W	L	S	G	IP	ER
—	0	0	0	0	0.0	0	Arizona	1.42	1	0	0	1	6.1	1
—	0	0	0	0	0.0	0	Atlanta	3.00	0	1	0	1	6.0	2
—	0	0	0	0	0.0	0	Colorado	9.00	0	0	0	1	5.0	5
—	0	0	0	0	0.0	0	Los Angeles	3.00	0	0	0	1	6.0	2
—	0	0	0	0	0.0	0	Milwaukee	16.88	0	0	0	1	2.2	5
—	0	0	0	0	0.0	0	Pittsburgh	3.00	1	0	0	1	6.0	2
—	0	0	0	0	0.0	0	San Francisco	8.64	0	2	0	2	8.1	8

## MONTHLY BREAKDOWN

2013		CAREER												
ERA	W	L	S	G	IP	ER	by MONTH	ERA	W	L	S	G	IP	ER
—	0	0	0	0	0.0	0	August	3.00	1	1	0	2	12.0	4
—	0	0	0	0	0.0	0	September	5.61	1	2	0	5	25.2	16
—	0	0	0	0	0.0	0	October	16.88	0	0	0	1	2.2	5

## PITCHING BREAKDOWN

2013		CAREER												
ERA	W	L	S	G	IP	ER	by CATEGORY	ERA	W	L	S	G	IP	ER
—	0	0	0	0	0.0	0	Home	4.18	2	2	0	5	28.0	13
—	0	0	0	0	0.0	0	Road	8.76	0	1	0	3	12.1	12
—	0	0	0	0	0.0	0	Day	4.15	2	0	0	3	17.1	8
—	0	0	0	0	0.0	0	Night	6.65	0	3	0	5	23.0	17
—	0	0	0	0	0.0	0	Pre-ASG	—	0	0	0	0	0.0	0
—	0	0	0	0	0.0	0	Post-ASG	5.58	2	3	0	8	40.1	25
—	0	0	0	0	0.0	0	Starter	5.58	2	3	0	8	40.1	25
—	0	0	0	0	0.0	0	Reliever	—	0	0	0	0	0.0	0

## BALLPARK BREAKDOWN

	ERA	W	L	S	G	IP	ER
AT&T Park	12.27	0	1	0	1	3.2	5
Dodger Stadium	3.00	0	0	0	1	6.0	2
Miller Park	16.88	0	0	0	1	2.2	5
PETCO Park	4.18	2	2	0	5	28.0	13

## FIELDING STATISTICS

Pitcher	Year	Pct.	G	PO	A	E	TC	DP
	2012	.750	8	0	3	1	4	1
<b>Totals</b>		<b>.750</b>	<b>8</b>	<b>0</b>	<b>3</b>	<b>1</b>	<b>4</b>	<b>1</b>

## WERNER'S CAREER BESTS

**Low Hit Complete Game:** None

**Innings Pitched:** 6.1, September 9, 2012 vs. Arizona

**Strikeouts:** 8, September 3, 2012 at Los Angeles (NL)

**Pitches:** 99, September 9, 2012 vs. Arizona

**Longest Winning Streak:** 1 (twice), last: September 9, 2012

**Longest Losing Streak:** 2, September 22, 2012 to present

**Longest Scoreless Streak:** 5.0, August 28 to September 3, 2012

**RIGHT-HANDED PITCHER****Height/Weight:** 6-7 / 210**Bats/Throws:** Right / Right**Birthdate:** September 24, 1991**Opening Day Age:** 22**Birthplace/Resides:** Puerto Plata, Dominican Republic / Puerto Plata, Dominican Republic**Major League Service:** None**Obtained:** Signed as a non-drafted free agent, July 2, 2008.**Contract Status:** First year of a one-year contract through 2014.**CAREER HIGHLIGHTS**

Went 3-3 with a 3.68 ERA in 22 games, 21 starts, in 2013 after going 1-5 with a 6.13 ERA in 17 games, 15 starts, over his first four seasons in the A's farm system...was rated as one of the top prospects in the Dominican Republic when he signed with the A's July 2, 2008 at the age of 16...was rated as the A's third best prospect by *Baseball America* prior to the 2009 season...however, made just three starts over his first three seasons (2009-11) due to elbow problems...underwent "Tommy John" surgery on the elbow Aug. 25, 2010...made 14 appearances, including 12 starts, in 2012...pitched for the World Team in the Futures Game in 2013...rated as the A's No. 4 prospect by *Baseball America* following the 2013 season...is 4-8 with a 4.53 ERA (58 er in 115.1 ip) in 39 games, 36 starts, as a professional...has 104 strikeouts in 115.1 innings but has also issued 64 walks.

**2013 HIGHLIGHTS**

Began the season at Single-A Beloit of the Midwest League where he went 2-1 with a 2.14 ERA in 15 starts before he was promoted to Single-A Stockton of the California League July 5...went 1-2 with a save and a 7.71 ERA in seven games, six starts, with the Ports...combined for a 3-3 record and a 3.68 ERA in 22 games overall...had career highs in every category except losses...allowed a .236 opponents batting average, including .236 (37-for-157) by right-handed hitters compared to .237 (31-for-131) by left-handers...yielded just five home runs in 75.2 innings, an average of 0.59 per nine innings...opponents hit .176 when leading off an inning...allowed a .196 average with runners in scoring position with Beloit compared to .400 at Stockton...tossed five innings or fewer in all but one of his starts and 12 of his 21 starts lasted fewer than four innings...was rated as the A's No. 4 prospect by *Baseball America* following the season.

**MINORS:** Held opponents to a .221 batting average at Beloit...went 1-0 with a 1.70 ERA and .182 opponents batting average in 10 starts at home compared to 1-1 with a 3.06 ERA and .292 opponents average in five starts on the road...had a 0.90 ERA over the first two innings and a 3.65 ERA from the third inning on...did not have a decision in five starts in the month of April but allowed just two earned runs for a 1.29 ERA...allowed one earned run or fewer in each of his first nine starts through May 22 (1.57 ERA) but tossed four innings or fewer in each outing...struck out a season high seven batters in 4.0 innings May 11 against Cedar Rapids...recorded his only two wins with Beloit in consecutive starts against Wisconsin June 7 and 13...had back-to-back starts with 5.0 scoreless innings on the 13th and June 23 against Peoria as part of a season-high 14.0 inning scoreless streak...named to the Midwest League Midseason All-Star team and pitched a scoreless fourth inning for the West team...finished June 2-0 with a 1.93 ERA in five starts...was promoted to Stockton July 5 and allowed a .274 opponents average...was 1-0 with a 4.82 ERA and .147 opponents average in two starts at home compared to 0-2 with a 10.03 ERA and .360 opponents average in five games on the road...yielded a season-high seven runs in 4.0 innings in his first start July 5 against Modesto but had a no decision in a game the Ports would win 8-7 in 10 innings...then allowed a season-high nine hits in in 3.2 innings in his second start July 10 at Modesto...pitched for the World team in the Futures Game and was the losing pitcher in a 4-2 loss...pitched the fourth inning and allowed two runs on three hits, a walk and a strikeout...walked a season-high six batters while allowing five runs on five hits in 2.0 innings in his third start with Stockton July 21 at San Jose...was 0-2 with a 14.90 ERA over his first three starts...then went 1-0 with a 1.59 ERA over his final four appearances...tossed a season-high 5.1 scoreless innings July 26 against San Jose for his only win with the Ports...was placed on the disabled list Aug. 2 with a strained right shoulder...was reinstated Aug. 28 and made his only relief appearance of the season that day at Bakersfield...tossed a

scoreless ninth inning for the save...tossed 2.0 scoreless, hitless innings in his final start of the season Sept. 1 at Modesto.

## CAREER

**2012**—Began the year in extended spring training before going 0-1 with a 5.40 ERA in six starts with the A's affiliate in the Arizona Rookie League...was transferred to Short Season Vermont July 28, posting a 1-3 record and a 6.97 ERA in eight games, six starts, with the Lake Monsters...combined for a 1-4 record and a 6.46 ERA in 14 games, 12 starts...struck out 25 batters but also walked 25 in 30.2 innings (7.34 per nine innings)...had 11 wild pitches, including 10 in 20.2 innings with Vermont...allowed a .258 opponents batting average, including .203 against right-handed hitters compared to .348 against left-handers...surrendered eight of his 10 extra base hits to lefties for a .630 slugging percentage...righties-slugged .257...had 15 walks and four strikeouts against lefties compared to 10 walks and 21 strikeouts against righties...yielded a .205 average with runners in scoring position...opponents were 1-for-15 (.067) with RISP and two outs...allowed a .323 batting average and .382 on-base percentage to batters leading off an inning...made his first start since his August, 2010 "Tommy John" surgery June 30 against the Rangers AZL squad...pitched 1.0 scoreless inning with a walk and strikeout, a line he duplicated in his second start July 5 against the Giants...tossed a season-high 3.0 scoreless innings in his final ARL start July 26 at the Reds...matched that figure four times while pitching for Vermont...was promoted to Vermont of the New York-Penn League July 28...yielded a season-high five hits in 2.1 innings in his first start Aug. 1 against Mahoning Valley...had two wild pitches in four consecutive starts from Aug. 11 to 26...made his first relief appearance Aug. 21 at Staten Island, striking out a season-high five batters in 2.2 scoreless innings...then allowed a season-high eight runs in a start Aug. 26 at Tri-City...made his second and final relief appearance Aug. 31 against Tri-City...was credited with his first professional win in that game after tossing 3.0 scoreless innings (2 h, 1 bb, 2 so)...then fired 3.0 shutout innings in his final start Sept. 5 against Aberdeen.

**2011**—Missed the entire season as he rehabbed from Aug. 25, 2010 "Tommy John" surgery.

**2010**—Made his professional debut with the A's Arizona Rookie League team but made just three starts before his season was halted to due elbow problems...was 0-1 with a 5.00 ERA in his three starts...struck out 11 batters in 9.0 innings...held the opposition to a .188 batting average...tossed 3.0 scoreless innings in his first start June 21 at the Angels (1 h, 4 so)...then allowed three runs in 3.0 innings in a loss to the Reds June 26 and two runs in 3.0 innings in a no decision at the Royals July 1...would not make another start before undergoing "Tommy John" surgery on his elbow Aug. 25.

**2009**—Began the season on the disabled list with the A's affiliate in the Arizona Rookie League with a strained right elbow...missed the entire season...entered the season rated as the A's third best prospect by *Baseball America*...was also listed as number 54 on the magazine's Top 100 Prospect List prior to the season.

## PERSONAL/MISCELLANEOUS

Michael Jose Ynoa (Ventura) was originally signed by A's scout Raymond Abreu.

### LIFETIME PITCHING RECORD

Year	Club	W	L	ERA	G	GS	CG	SHO	SV	IP	H	R	ER	HR	HB	BB	IBB	SO	WP	BK
2009																				
2010	AZL A's	0	1	5.00	3	3	0	0	0	9.0	6	5	5	1	1	4	0	11	3	0
2011																				
2012	AZL A's	0	1	5.40	6	6	0	0	0	10.0	11	7	6	1	1	9	0	6	1	0
	Vermont	1	3	6.97	8	6	0	0	0	20.2	20	18	16	2	3	16	0	19	10	1
2013	Beloit	2	1	2.14	15	15	0	0	0	54.2	45	19	13	3	7	18	0	48	5	1
	Stockton	1	2	7.71	7	6	0	0	1	21.0	23	20	18	2	2	17	0	20	2	0
<b>Minor League Totals</b>		<b>4</b>	<b>8</b>	<b>4.53</b>	<b>39</b>	<b>36</b>	<b>0</b>	<b>0</b>	<b>1</b>	<b>115.1</b>	<b>105</b>	<b>69</b>	<b>58</b>	<b>9</b>	<b>14</b>	<b>64</b>	<b>0</b>	<b>104</b>	<b>21</b>	<b>2</b>

### CAREER TRANSACTIONS

**2008** — Signed by the Oakland Athletics organization as a non-drafted free agent, July 2.

## HOW THE A'S WERE BUILT

Dec. 18, 2004	Daric Barton acquired from St. Louis with Kiko Calero and Dan Haren for Mark Mulder
June 7, 2007	Sean Doolittle selected as a compensation pick following the 1st round of the First-Year Player Draft
March 15, 2008	Arnold Leon's contract purchase from Saltillo (Mexican League)
July 2, 2008	Michael Ynoa signed as a non-drafted free agent
July 8, 2008	Josh Donaldson acquired from Chicago (NL) with Sean Gallagher, Eric Patterson and Matt Murton for Rich Harden and Chad Gaudin
June 9, 2009	Dan Straily selected in the 24th round of the First-Year Player Draft
July 24, 2009	Shane Peterson acquired from St. Louis with Clayton Mortensen and Brett Wallace for Matt Holliday and cash
Dec. 16, 2009	Michael Taylor acquired from Toronto for Brett Wallace
Dec. 23, 2009	Coco Crisp signed as a free agent
Jan. 16, 2010	Eric Sogard acquired from San Diego with Kevin Kouzmanoff for Scott Hairston and Aaron Cunningham
June 7, 2010	A.J. Griffin selected in the 13th round of the First-Year Player Draft
June 6, 2011	Sonny Gray selected in the 1st round of the First-Year Player Draft
Oct. 25, 2011	Evan Scribner claimed off waivers from San Diego
Nov. 19, 2011	Brandon Moss signed as a free agent to a minor league contract
Dec. 9, 2011	Ryan Cook and Jarrod Parker acquired from Arizona with Collin Cowgill for Trevor Cahill, Craig Breslow and cash considerations
Dec. 23, 2011	Tommy Milone and Derek Norris acquired from Washington with Brad Peacock and minor leaguer A.J. Cole for Gio Gonzalez and Rob Gilliam
Dec. 28, 2011	Josh Reddick and Raul Alcantara acquired from Boston with Miles Head for Andrew Bailey and Ryan Sweeney
March 3, 2012	Yoanis Céspedes signed as a non-drafted free agent
Aug. 24, 2012	Jesse Chavez acquired from Toronto for cash considerations
Nov. 16, 2012	Andy Parrino acquired from San Diego with Andrew Werner for Tyson Ross and minor leaguer A.J. Kirby-Jones
Jan. 6, 2013	John Jaso acquired from Seattle in a three-team trade in which the A's sent minor leaguers A.J. Cole, Blake Treinen and a PTBNL (minor leaguer Ian Krol) to Washington and the Nationals sent Michael Morse to Seattle
Feb. 4, 2013	Jed Lowrie and Fernando Rodriguez acquired from Houston for Chris Carter, Brad Peacock and minor leaguer Max Stassi
March 23, 2013	Nate Freiman claimed off waivers from Houston
March 29, 2013	Dan Otero claimed off waivers from New York (AL)
April 5, 2013	Stephen Vogt acquired from Tampa Bay for cash considerations
July 30, 2013	Alberto Callaspo acquired from Los Angeles (AL) for minor league infielder Grant Green
Nov. 13, 2013	Nick Punto signed as a free agent
Nov. 25, 2013	Fernando Abad acquired from Washington for minor leaguer John Wooten
Dec. 2, 2013	Jim Johnson acquired from Baltimore for Jemile Weeks and a PTBNL (minor leaguer David Freitas)
Dec. 3, 2013	Craig Gentry and Josh Lindblom acquired from Texas for Michael Coice and minor leaguer Chris Bostick
Dec. 3, 2013	Luke Gregerson acquired from San Diego for Seth Smith
Dec. 4, 2013	Scott Kazmir signed as a free agent
Dec. 10, 2013	Drew Pomeranz acquired from Colorado with minor leaguer Chris Jensen for Brett Anderson and cash
Dec. 20, 2013	Chris Gimenez claimed off waivers from Tampa Bay
Jan. 22, 2014	Eric O'Flaherty signed as a free agent

# ROSTER

**MANAGER:** 6 Bob Melvin, **COACHES:** 51 Darren Bush, 30 Chili Davis, 2 Mike Gallego, 14 Chip Hale, 58 Ariel Priebe, 46 Tye Waller, 41 Curt Young, **BULLPEN CATCHER:** 99 Casey Chavez, **ATHLETIC TRAINERS:** Nick Paparesta, Wait Horn, Brian Schulman, **TRAVELING SECRETARY:** Mickey Morabito, **EQUIPMENT MANAGER:** Steve Vucitch, **VIDEO COORDINATOR:** Adam Rhoden, **MESSAGE THERAPIST:** Ozzie Lyles, **STRENGTH & CONDITIONING:** Mike Henriques.

NO.	PITCHERS (21)	B	T	L	HT	WT	BORN	BIRTHPLACE	RESIDENCE	2013 CLUBS	W	L	ERA	G	GS	CG	SHO	SV	IP	H	R	ER	BB	SO	MLSERVICE
56	Fernando Abad	L	R	6-1	220	12-17-85	La Romana, D.R.	La Romana, D.R.	Washuase	Yracuse	0	3	3.35	39	0	0	0	0	17.0	47	2	2	2	12	2 years, 73 days
70	Raul Alcantara	R	R	6-3	205	12-4-92	Barahona, D.R.	Barahona, D.R.	Beloit	WASHINGTON	1	7	2.44	13	13	1	1	0	77.1	84	29	21	7	58	None
60	Jesse Chavez	R	R	6-2	160	8-21-83	Pomona, CA	Pomona, CA	Sacramento	Sacramento	2	2	2.70	5	5	0	0	0	30.0	35	16	9	5	26	3 years, 108 days
48	Ryan Cook	R	R	6-2	217	6-30-87	Clovis, CA	Clovis, CA	OAKLAND	OAKLAND	2	4	3.92	35	0	0	0	1	57.1	50	27	25	20	55	2 years, 36 days
62	Sean Doolittle	L	L	6-3	212	9-26-86	Rapid City, SD	Tabernash, NJ	OAKLAND	OAKLAND	6	4	2.54	71	0	0	2	69.0	53	24	24	13	60	1 year, 122 days	
54	Sonny Gray	R	R	5-11	180	11-7-89	Nashville, TN	Smyrna, TN	Sacramento	Sacramento	10	7	3.42	20	20	1	0	0	118.1	117	51	45	30	118	61 days
44	Luke Gregerson	L	R	6-3	201	5-14-84	Park Ridge, IL	Chicago, IL	OAKLAND	OAKLAND	5	3	2.67	12	10	0	0	0	64.0	51	22	19	20	67	5 years
64	A.J. Griffin	R	R	6-5	230	1-28-88	El Cajon, CA	Scottsdale, AZ	SAN DIEGO	SAN DIEGO	8	10	3.83	32	32	1	1	0	200.0	171	91	85	54	171	1 year, 102 days
45	Jim Johnson	R	R	6-6	240	6-27-83	Johnson City, NY	Bradenton, FL	BALTIMORE	BALTIMORE	3	8	2.94	74	0	0	0	50	70.1	72	26	23	18	56	5 years, 165 days
26	Scott Kazmir	L	L	6-0	185	1-24-84	Houston, TX	Cypress, TX	Columbus	CLEVELAND	1	0	0.00	1	1	0	0	0	5.0	5	1	0	0	5	7 years, 119 days
68	Arnold Leon	R	R	6-1	206	9-6-88	Culiacan, Mexico	Culiacan, Mexico	Midland	Midland	4	5	3.64	13	13	0	0	0	72.2	87	40	31	11	48	None
25	Josh Lindblom	R	R	6-4	240	6-15-87	Lafayette, IN	West Lafayette, IN	Round Rock	Round Rock	8	4	3.08	20	18	0	0	0	108.0	86	39	37	31	79	1 year, 100 days
57	Tommy Milone	L	L	6-0	205	2-16-87	Saugus, CA	Santa Clarita, CA	TEXAS	OAKLAND	1	3	5.46	8	5	0	0	0	31.1	35	19	19	11	21	2 years, 18 days
39	Eric O'Flaherty	L	L	6-2	220	2-5-85	Walla Walla, WA	Walla Walla, WA	Sacramento	OAKLAND	12	9	4.14	28	26	1	0	0	156.1	160	83	72	39	126	2 years, 18 days
61	Dan Otero	R	R	6-3	214	2-19-85	Miami, FL	Scottsdale, AZ	Sacramento	Sacramento	0	0	0.99	23	0	0	0	15	27.1	14	4	3	1	22	6 years, 62 days
11	Jarrod Parker	R	R	6-1	195	11-24-88	Fort Wayne, IN	Scottsdale, AZ	OAKLAND	OAKLAND	2	0	1.38	33	0	0	0	0	39.0	42	7	6	6	27	2 years
13	Drew Pomeranz	R	L	6-5	240	11-22-88	Collinsville, TN	Collinsville, TN	Colorado Springs	Colorado Springs	12	8	3.97	32	32	1	0	0	197.0	178	92	87	63	134	2 years
33	Fernando Rodriguez	R	R	6-3	237	6-18-84	El Paso, TX	El Paso, TX	COLORADO	COLORADO	0	4	6.23	8	4	0	0	0	21.2	25	15	15	19	19	1 year, 50 days
58	Evan Scribner	R	R	6-3	190	7-19-85	New Milford, CT	Washington Depot, CT	OAKLAND	OAKLAND	0	0	4.39	18	0	0	0	0	26.2	26	13	13	7	19	2 years, 142 days
67	Dan Straily	R	R	6-2	215	12-1-88	Redlands, CA	Springfield, OR	Sacramento	Sacramento	10	8	3.96	27	27	0	0	1	44.2	32	12	11	9	58	1 year, 88 days
66	Michael Ynoa	R	R	6-7	210	9-24-91	Puerto Plata, D.R.	Puerto Plata, D.R.	Sacramento	Sacramento	3	1	1.14	5	5	0	0	0	31.2	24	11	4	9	33	1 year, 31 days
									Beloit	Beloit	2	1	2.14	15	15	0	0	0	54.2	45	19	13	18	48	None
									Stockton	Stockton	1	2	7.71	7	6	0	0	1	21.0	23	20	18	17	20	1 year, 88 days

(Injured — Did not pitch)

NO	CATCHERS (4)	B	T	HT	WT	BORN	BIRTHPLACE	RESIDENCE	2013 CLUBS	AVG.	G	AB	R	H	2B	3B	HR	RBI	BB	SO	SB	CS	ML SERVICE	
35	Chris Gimenez	R	R	6-2	220	12-27-82	Gilroy, CA	Reno, NV	Durham TAMPA BAY	.324 .333	95 4	308 3	43 0	69 1	16 1	0 0	3 1	22 1	57 1	63 0	1 0	1 0	2 years, 146 days	
5	John Jaso	L	R	6-2	205	9-19-83	Chula Vista, CA	St. Petersburg Beach, FL	OAKLAND	.271	70	207	31	56	12	0	3	21	38	45	2	1	4 years, 32 days	
36	Derek Norris	R	R	6-0	210	2-14-89	Goddard, KS	Goddard, KS	OAKLAND	.246	98	264	41	65	16	0	9	30	37	71	5	0	1 year, 102 days	
		L	R	6-0	215	11-1-84	Visalia, CA	Tumwater, WA	Sacramento	.429	3	14	3	6	0	0	2	0	3	0	0	0	0	
21	Stephen Vogt	L	R	6-0	215	11-1-84	Visalia, CA	Tumwater, WA	Sacramento	.324	75	295	55	96	21	3	13	58	38	45	0	1	136 days	
		L	R	6-0	220	12-27-82	Gilroy, CA	Reno, NV	OAKLAND	.252	47	135	18	34	6	1	4	16	9	28	0	1	0	
NO	INFELDERS (9)	B	T	HT	WT	BORN	BIRTHPLACE	RESIDENCE	2013 CLUBS	AVG.	G	AB	R	H	2B	3B	HR	RBI	BB	SO	SB	CS	ML SERVICE	
10	Deric Barton	L	R	6-0	204	8-16-85	Springfield, VT	Corona, CA	Sacramento	.297	110	391	77	116	29	1	7	69	87	57	1	2	4 years, 30 days	
18	Alberto Callaspo	S	R	5-9	225	4-19-83	Maracay, Ven.	Orlando, FL	OAKLAND	.269	37	104	15	28	2	0	3	16	13	18	0	0	0	
		S	R	5-9	225	4-19-83	Maracay, Ven.	Orlando, FL	LOS ANGELES (AL)	.282	86	294	32	74	13	0	5	36	34	22	0	2	6 years, 135 days	
		S	R	5-9	225	4-19-83	Maracay, Ven.	Orlando, FL	Inland Empire	.286	3	7	1	2	0	0	1	3	2	1	0	0	0	
20	Josh Donaldson	R	R	6-0	221	12-8-85	Pensacola, FL	Daphne, AL	OAKLAND	.270	50	159	20	43	7	0	5	22	19	25	0	0	0	
7	Nate Freiman	R	R	6-8	250	12-31-86	Washington, DC	Scottsdale, AZ	OAKLAND	.301	158	579	89	174	37	3	24	93	76	110	5	2	1 year, 158 days	
8	Jed Lowrie	S	R	6-0	180	4-17-84	Salem, OR	Houston, TX	OAKLAND	.274	80	190	10	52	8	1	4	24	14	31	0	0	1 year	
37	Brandon Moss	L	R	6-0	210	9-16-83	Monroe, GA	Loganville, GA	OAKLAND	.280	154	603	80	175	45	2	15	75	50	91	1	0	5 years, 111 days	
12	Andy Parrino	S	R	6-0	190	10-31-85	Brockport, NY	El Cajon, CA	OAKLAND	.286	145	446	73	114	23	3	30	87	50	140	4	2	3 years, 160 days	
1	Nick Punto	S	R	5-9	195	11-8-77	San Diego, CA	Ladera Ranch, CA	OAKLAND	.118	14	34	2	4	2	0	0	0	1	2	12	3	1 year, 20 days	
28	Eric Sogard	L	R	5-10	188	5-22-86	Phoenix, AZ	Phoenix, AZ	LOS ANGELES (NL)	.255	116	294	34	75	15	0	2	21	33	67	3	2	11 years, 51 days	
		L	R	5-10	188	5-22-86	Phoenix, AZ	Phoenix, AZ	OAKLAND	.266	130	368	45	98	24	3	2	35	27	51	10	5	2 years, 64 days	
NO	OUTFIELDERS (6)	B	T	HT	WT	BORN	BIRTHPLACE	RESIDENCE	2013 CLUBS	AVG.	G	AB	R	H	2B	3B	HR	RBI	BB	SO	SB	CS	ML SERVICE	
52	Yoanis Cespedes	R	T	5-10	210	10-18-85	Granma, Cuba	Pompano Beach, FL	OAKLAND	.240	135	529	74	127	21	4	26	80	37	137	7	7	2 years	
4	Coco Crisp	S	R	5-10	185	11-1-79	Los Angeles, CA	Rancho Mirage, CA	Sacramento	.333	3	9	5	3	0	0	1	4	2	3	1	0	0	
3	Craig Gentry	R	R	6-2	190	11-29-83	Fort Smith, AR	Dallas, TX	OAKLAND	.261	131	513	93	134	22	3	22	66	61	65	21	5	10 years, 158 days	
		R	R	6-2	190	11-29-83	Fort Smith, AR	Dallas, TX	TEXAS	.280	106	246	69	12	4	2	22	29	46	24	3	3	3 years, 84 days	
32	Shane Peterson	L	L	6-0	210	2-11-88	Fallbrook, CA	Temecula, CA	Frisco	.231	4	13	2	3	1	0	0	1	1	3	0	0	0	
		L	L	6-0	210	2-11-88	Fallbrook, CA	Temecula, CA	Sacramento	.251	126	463	70	116	25	1	12	79	77	127	17	2	2 days	
16	Josh Reddick	L	R	6-2	180	2-19-87	Savannah, GA	Guyton, GA	OAKLAND	.143	2	7	1	1	0	0	0	1	1	3	0	0	0	
		L	R	6-2	180	2-19-87	Savannah, GA	Guyton, GA	OAKLAND	.226	114	385	54	87	19	2	12	56	46	86	9	2	3 years, 50 days	
23	Michael Taylor	R	R	6-5	256	12-19-85	Cherley, MD	Apopka, FL	Stockton	.333	1	3	1	0	1	0	0	0	0	0	0	0	0	0
		R	R	6-5	256	12-19-85	Cherley, MD	Apopka, FL	Sacramento	.182	3	11	5	2	0	0	0	0	3	1	2	0	0	
		R	R	6-5	256	12-19-85	Cherley, MD	Apopka, FL	OAKLAND	.043	9	23	0	1	0	0	0	0	0	0	5	2	59 days	



## OAKLAND A'S NON-ROSTER INVITEES TO SPRING TRAINING

NO	PITCHERS (7)	B	T	HT	WT	BORN	BIRTHPLACE	RESIDENCE	2013 CLUBS	W	L	ERA	G	GS	CG	SHO	SV	IP	H	R	ER	BB	SO	ML SERVICE
55	Matt Buschmann	R	R	6-3	195	2-13-84	St. Louis, MO	Hartford, CT	Montgomery	6	3	2.69	11	11	0	0	0	63.2	59	24	19	23	63	None
72	Jose Flores	R	R	6-3	185	6-4-89	Ciudad Bolivar, Ven.	Ciudad Bolivar, Ven.	Durham	8	2	2.97	18	17	0	0	1	97.0	80	37	32	44	104	None
71	Deryk Hooker	R	R	6-4	185	6-21-89	San Diego, CA	San Diego, CA	Springfield	1	4	3.64	39	0	0	0	16	66.1	55	26	20	27	87	None
		R	R	6-3	210	12-21-82	Nacogdoches, TX	Tyler, TX	Memphis	0	0	5.23	15	0	0	0	8	47.0	38	19	19	10	61	None
47	Philip Humber	R	R	6-3	210	12-21-82	Nacogdoches, TX	Tyler, TX	HOUSTON	0	8	7.90	17	7	0	0	0	20.2	20	12	12	8	14	3 years, 83 days
53	Jeremy McBryde	R	R	6-2	225	5-1-87	Oklahoma City, OK	Midwest City, OK	Oklahoma City	2	4	4.68	20	7	0	0	0	50.0	57	32	26	18	38	None
49	Fernando Nieve	R	R	6-0	220	7-15-82	Puerto Cabello, Ven.	Pearland, TX	San Antonio	4	4	2.35	61	0	0	0	15	61.1	41	18	16	15	73	None
		L	L	6-2	215	2-25-87	West Peoria, IL	Indianapolis, IN	Columbus	5	3	1.81	22	2	0	0	0	44.2	34	12	9	12	55	2 years, 107 days
31	Andrew Weimer	L	L	6-2	215	2-25-87	West Peoria, IL	Indianapolis, IN	Sacramento	1	0	2.19	7	1	0	0	0	12.1	9	9	3	2	9	None
		L	L	6-2	215	2-25-87	West Peoria, IL	Indianapolis, IN	Sacramento	12	14	5.78	27	26	1	0	0	165.0	202	110	106	38	111	43 days
NO	CATCHERS (3)	B	T	HT	WT	BORN	BIRTHPLACE	RESIDENCE	2013 CLUBS	AVG.	G	AB	R	H	2B	3B	HR	RBI	BB	SO	SB	CS	ML SERVICE	
74	Dusty Brown	R	R	6-0	195	6-19-82	Orange, CA	Phoenix, AZ	(Did not play)															77 days
73	Bruce Maxwell	L	R	6-2	235	12-20-90	Weisbaden, Germany	Havenet, AL	Beloit	.286	57	199	25	57	14	0	2	28	24	29	0	0	0	None
22	Luke Montz	R	R	6-1	229	7-7-83	Lafayette, LA	Duson, LA	Stockton	.263	47	175	19	46	8	0	5	21	19	34	0	0	0	None
		R	R	6-1	229	7-7-83	Lafayette, LA	Duson, LA	Sacramento	.246	33	122	17	30	9	0	9	29	19	45	0	1	58 days	
		R	R	6-1	229	7-7-83	Lafayette, LA	Duson, LA	OAKLAND	.179	13	28	2	5	3	0	1	5	1	8	0	0	0	None
NO	INFELDERS (3)	B	T	HT	WT	BORN	BIRTHPLACE	RESIDENCE	2013 CLUBS	AVG.	G	AB	R	H	2B	3B	HR	RBI	BB	SO	SB	CS	ML SERVICE	
38	Jose Martinez	R	T	5-11	175	1-24-86	Carabobo, Ven.	Carabobo, Ven.	2013 CLUBS															None
63	Darwin Perez	S	R	5-10	160	7-27-89	Maracay, Aragua, Ven.	Maracay, Aragua, Ven.	Oklahoma City	.282	81	305	34	86	19	1	6	42	16	24	2	3	3	None
17	Addison Russell	R	R	6-0	195	1-23-94	Pensacola, FL	Pace, FL	Copus Christi	.455	8	33	7	15	1	0	0	8	3	7	2	1	1	None
		R	R	6-0	195	1-23-94	Pensacola, FL	Pace, FL	Midland	.237	115	393	55	93	19	5	3	34	50	103	19	4	4	None
		R	R	6-0	195	1-23-94	Pensacola, FL	Pace, FL	Stockton	.275	107	429	85	118	29	10	17	60	61	116	21	3	3	None
		R	R	6-0	195	1-23-94	Pensacola, FL	Pace, FL	Sacramento	.077	3	13	1	1	0	0	0	0	0	0	9	0	0	None
NO	OUTFIELDERS (1)	B	T	HT	WT	BORN	BIRTHPLACE	RESIDENCE	2013 CLUBS	AVG.	G	AB	R	H	2B	3B	HR	RBI	BB	SO	SB	CS	ML SERVICE	
19	Billy Burns	R	R	5-9	180	8-30-89	Atlanta, GA	Manetta, GA	2013 CLUBS															None
		R	R	5-9	180	8-30-89	Atlanta, GA	Manetta, GA	Potomac	.312	91	330	70	103	8	9	0	29	52	37	54	5	None	
		R	R	5-9	180	8-30-89	Atlanta, GA	Manetta, GA	Harrisburg	.325	30	114	26	37	4	0	0	8	20	17	20	2	2	None



*Brandon Moss led the A's and tied for eighth in the American League with 30 home runs in 2013.*

**REVIEW**

# SEASON IN REVIEW

**2013 RECAP:** The A's compiled a 96-66 record, which was second best in the American League and tied for third best in the majors... it was the second consecutive season the A's finished with the second best record in the AL... won their second straight AL West title, marking the fourth time in Oakland history the A's have won consecutive division championships (1971-75, 1988-90, 2002-03)... it was the A's sixth AL West crown in the last 14 years and their 16th since moving to Oakland... only the Yankees (18) and Braves (17) have more division championships... appeared in postseason play for the 17th time in Oakland history and 25th time in Athletics history... only the Yankees (51), Dodgers (27) and Cardinals (26) have more postseason appearances... finished 5½ games ahead of second place Texas, which was the A's largest margin since 1992 when they won the West by six games... the 96-66 (.593) record was the A's best since 2003 when they also went 96-66... it tied for the ninth best record in Oakland history... won 90 games for the second consecutive season and eighth time in the last 14 years... have 17 seasons with 90 or more wins since moving to Oakland in 1968... the only Major League teams with as many 90-win seasons over that span are the Yankees (23) and Atlanta (17)... are 190-134 over the last two years, which is tied with Atlanta for the best record in the majors... it is 6½ games better than the next closest AL team (Texas, 184-141)... finished with a winning record for the second consecutive season, marking the first time the A's put together back-to-back winning seasons since 1999-2006 when they had eight straight... spent 82 days in sole possession of first, 11 days tied for first, 78 days in second, four days tied for second, one day in third, two days tied for fourth and one day in fifth... went 20-22 over the first 42 games and trailed Texas by 7½ games on May 16... then went a Major League best 43-21 from May 17 to July 29 to gain 13½ games in the standings and take a six-game lead in the AL West... compiled a 12-15 record from July 30 to August 29 to lose nine games in the standings and fall three back of Texas... then went 21-8 over the final 29 games beginning Aug. 30, which tied Cleveland for the best record in the majors... gained 8½ games on the Rangers over that final stretch... lost the first two games of the season to Seattle before compiling a season-high nine-game winning streak from April 3-12... the 9-2 start matched the second best in Oakland history after 11 games and was the best since the 1990 club also went 9-2... improved to 12-4 on April 17 but then lost eight of the next nine games... were 18-14 entering play May 6 but were swept in a four-game series at Cleveland to begin a season-high five-game losing streak... were a season-low tying two games under .500 at the conclusion of play May 15 (20-22)... then won five straight, 11 of the next 12 and 18 of the next 21 to move into first place in the AL West by one-half game over Texas June 7... went 10-10 over the next 20 games to fall one-half game behind the Rangers... defeated the Cubs 8-7 July 2 to move back into first and spent 32 consecutive days in sole possession of first place through Aug. 6... had a six-game lead as late as July 29 after winning the first game of a three-game series with Toronto... then lost six of the next seven games, including two of three to Texas, to start a 27-game stretch where the A's would go 12-15... that turned a six-game lead into a three-game deficit... ended that stretch by taking three of four at Detroit Aug. 26-29... the Tigers series began a season-ending stretch where the A's went 24-9... won two of three from Texas Sept. 2-4 to move back into a tie for first... then defeated Houston 7-5 on Sept. 6 and spent each of the final 25 days in first... swept a three-game series at Texas Sept. 13-15 to build a 6½ game lead... swept a four-game series from Minnesota Sept. 19-22 and clinched the AL West in the final home game on the 22nd... it was the A's 156th game, matching the fifth earliest game in which the A's clinched the West... it was the earliest since 1990 when they clinched in game 154... faced Detroit in the ALDS for the second consecutive year and lost three games to two for the second consecutive year... won two of the first three games but then lost two straight... have now lost nine of their last 10 postseason series dating back to the 1990 World Series... since 2000, the A's are 1-12 in potential clinch games and 0-6 in Game 5's.

## MLB BEST RECORDS, 2012-2013

	W	L	PCT.
Oakland	190	134	.586
Atlanta	190	134	.586
Cincinnati	187	137	.577
St. Louis	185	139	.571
Washington	184	140	.568

**PITCHING:** The A's compiled a 3.56 ERA, which ranked second in the American League... it was the second consecutive season the A's ranked second and they have finished in the top three in each of the last five seasons... had the lowest opponents on-base percentage in the AL (.299) and second lowest in the majors (Cincinnati, .298)... it was fourth lowest in Oakland history and the lowest since the record of .284 was set in 1972... issued 428 walks, which was the fewest in the AL and third fewest in the majors... they were second fewest in Oakland history in a non-strike season (415 in 1976)... averaged 2.65

walks per nine innings, which was the eighth lowest mark in Athletics history...set an Athletics record with 1183 strikeouts, breaking the previous mark of 1160 set in 2011...however, finished with the fourth fewest strikeouts in the AL...the A's strikeout-to-walk ratio of 2.76 ranked third in the AL and was the best mark in Athletics history, topping the previous record of 2.54 in 2001...had the second lowest opponents batting average (.242) and slugging percentage (.379) in the AL...allowed the fewest extra base hits (411) and doubles (229) and tied for the second fewest triples (19)...the triples were third fewest in Oakland history...hit a ML low 35 batters, which were the fewest by an A's team in a non-strike season since 1990 (27)...ranked fourth in the AL in shutouts (13)...had the fewest pitches per games (143.7) and tied for the fewest balks (1)...tied for fourth in pickoffs (12)...had five 10-game winners for the fifth time in Oakland history (1968, 1971, 2004, 2005)...Detroit was the only other team with five 10-game winners in 2013...the A's have not posted an ERA above 4.28 over the last 13 years (since 2001) and have a 3.83 ERA over that span...that is the lowest by an AL team and third lowest in the majors behind Atlanta (3.76) and Los Angeles (3.78)...have 154 shutouts over that span, which is the most in the majors...also have the fewest home runs allowed in the AL since 2001 (1936) and the lowest opponents batting average (.253), on-base percentage (.319) and slugging percentage (.391).

**STARTING PITCHING:** A's starting pitchers were 72-48 with a 3.72 ERA...led the American League in opponents batting average (.245), on-base percentage (.298) and complete game shutouts (4), ranked second in ERA, opponents slugging percentage (.389) and wins and third in winning percentage (.600) and complete games (6)...the on-base percentage was fifth lowest in Oakland history and the lowest since 1974 (.295)...the .600 winning percentage was seventh best in Oakland history...issued the fourth fewest walks in the AL (274), which tied for second fewest in Oakland history to the record of 253 in 2012...tied for the fourth most home runs in the AL (122) but had the fewest doubles (156) and triples (8) and second fewest extra base hits (286)...the triples were the fewest in Oakland history...the doubles were the fewest by an A's team in a non-strike season since 1986 (153) and the fewest by an AL team since 1990 (Chicago, 148; Seattle, 152)...averaged the fewest pitches per inning (15.7), hit the fewest batters (20) and had the third fewest wild pitches (25)...the hit batters were the A's fewest in a non-strike season since 1990 (17)...the A's used just seven starting pitchers, the sixth time in Oakland history they used seven starters or fewer in a season...the last time was in 2004 when they used just six...Detroit was the only Major League team to employ fewer starting pitchers in 2013 (6)...106 of the A's 162 games were started by a pitcher 25 years old or younger, which was the most in the majors...also led the majors with 101 such games in 2012...Colon was the only A's starter over the age of 27.

**THE BULLPEN:** The A's bullpen ranked third in the American League with a 3.22 ERA...ranked third in opponents on-base percentage (.300), fourth in slugging percentage (.357) and fifth in opponents batting average (.237)...converted 46-of-67 (68.7%) save opportunities...tied for fourth in the AL in saves but ranked eighth in save percentage...issued the fewest walks in the AL (154) and second fewest in the majors (St. Louis, 148)...averaged 2.92 walks per nine innings, which was the A's lowest mark since 1990 (2.70)...had the fourth fewest strikeouts in the AL (431) but that was the third highest total in Oakland history...first batters faced had the lowest slugging percentage in the AL (.329) and second lowest in the majors (Pittsburgh, .297)...had the second lowest on-base percentage in the AL (.271) and the third lowest batting average (.217)...had the second fewest first batter homers (7) and walks (30)...allowed 69-of-214 (32.2%) inherited runners to score, which ranked 10th in the AL...had the second fewest inherited runners...had the fewest opponents grounded into double plays in the majors (24)...those were the fewest by the A's bullpen in a non-strike season since 1980 (13)...had the second fewest doubles in the AL (73), third fewest home runs (41), tied for the third fewest losses (18) and the fourth fewest extra base hits (125)...had 31 wild pitches, which was second most in Oakland history (32 in 1996).

**THE LONG BALL:** The A's ranked third in the American League and the majors with 186 home runs...that was the 10th highest single season total in Oakland history and nine fewer than the 195 the A's hit in 2012...the last time the A's finished in the top three in the AL in home runs was in 2000 when they were second with 239...hit 74 home runs over the final 49 games beginning Aug. 9, which was 14 more than any other team (Baltimore, 60)...68 of the A's home runs gave Oakland the lead...led the AL and ranked second in the majors to Atlanta (69) in go-ahead home runs...16 of those go-ahead home runs came in the seventh inning or later, which led the AL and tied for second in the majors (Atlanta, 17)...A's center fielders hit 31 home runs, which was second most in Oakland history (35 in 1984)...A's leadoff hitters had 27 home runs, which was also second most in Oakland history (30 in 1990)...hit 70

## Season in Review, continued

home runs off left-handed pitchers, which tied for second most in Oakland history (74 in 1970)...had four players hit 20 home runs for the first time since 2004 (Byrnes, Chavez, Crosby, Durazo, Dye).

**OFFENSE:** The A's batted .254, which ranked ninth in the American League...however, were fourth in slugging percentage (.419) and sixth in on-base percentage (.327)...had 301 doubles, which was second most in the AL and the sixth best single season mark in Oakland history...also ranked third in the AL in runs (767), walks (573) and extra base hits (512) and fourth in triples (25)...the extra base hits tied for seventh most in Oakland history and the slugging percentage was 10th best...ranked fifth in the AL in batting with runners in scoring position (.268)...had the second fewest sacrifice hits in the AL (21), the third fewest bunt hits (14) and infield hits (116) and the fourth fewest ground into double plays (108)...the sacrifice hits were fourth fewest in Oakland history...ranked fourth in the AL in pitches per plate appearance (3.94)...were picked off just two times, which tied San Francisco for the fewest in the majors...A's outfielders combined for a .239 batting average, which was third lowest in the majors...however, tied with Seattle for the most home runs in the majors (74) and ranked second to St. Louis in RBI (256)...the batting average was the lowest by A's outfielders since 1979 (.228).

**DEFENSIVE DOINGS:** The A's set a Major League record for fewest assists in a season with 1377...broke the previous record of 1393, set by San Francisco in 2008...tied the American League record for fewest total chances in a 162-game season with 5830 (Minnesota, 2002)...turned just 112 double plays, which was the fewest in the majors and an Oakland record for a non-strike season...the previous record was 115 in 1980...they were the fewest by an Athletics team since the 1919 Philadelphia A's had 96 in 140 games...they were the fewest by an American League team in a non-strike season since Toronto had 107 in 1992...committed 97 errors for a .983 fielding percentage...the errors were sixth most in the AL and the fielding percentage ranked 11th...it marked the eighth time in Athletics history the A's committed fewer than 100 errors in a non-strike season...the A's were one of two ML teams (Washington) that did not have an error from their center fielder...it was the first time in Oakland history the A's went the entire season without an error from a center fielder...were 58-31 when going errorless, 38-35 when making one or more.

**IN THE PINCH:** A's pinch hitters batted .144 (20-for-139), which was the second lowest batting average in Oakland history (.141 in 1994)...it was the lowest mark in the majors...had six pinch hit home runs, which ranked second in the American League and in Oakland history (8 in 1970)...led the AL in walks (21), ranked second in plate appearances (163) and tied for second in RBI (17)...tied for the most strikeouts (41) and had the fourth lowest on-base percentage (.265)...the 163 plate appearances tied for seventh most in Oakland history in the designated hitter era (since 1973) and were second most since 1992 (195 in 1997)...the 21 walks tied for third most in the DH era...A's pinch hitters now have 14 home runs and 67 RBI over the last four years...the home runs and RBI are second most in the AL over that span.

**THE DISABLED LIST:** The A's used the disabled list 13 times, which was the fewest since 2005 when they used it eight times...A's players combined to miss 658 games while on the DL, an average of 50.6 games per stint...from 2007-12, the A's averaged 20.5 DL stints and 1051.0 games missed...Fernando Rodriguez missed the entire season (Tommy John surgery) and Scott Sizemore missed all but the first eight games (left ACL surgery)...Josh Reddick had two stints on the DL, both times with a sprained right wrist...the A's went 77 days from May 8 to July 24 without placing a player on the DL...that was the second longest streak by an A's team since 1990 (94, May 28-Aug. 30, 2005)...had a season-high seven players on the DL from May 7-14 and Aug. 26-27...the season low was three from the start of the season through April 9, April 28-29, June 1-July 24 and Sept. 10 through the end of the season...have not had fewer than two players on the DL since the end of the 2006 season when they had just one.

**HOME AND AWAY:** The A's compiled a 52-29 (.642) record at home compared to 44-37 (.543) on the road...had the second best home record in the American League (Boston, 53-28) and tied for the second best road record (Texas, 45-36)...posted a winning record at home for the fourth consecutive season and had their best home record since 2004 when they also went 52-29...tied for the seventh best home record in Oakland history...had a winning record on the road for the second consecutive season as the A's also went 44-37 in 2012...hit .260 on the road compared to .248 in Oakland...had the third highest

road batting average in the AL and the third lowest home average...led the majors with 103 home runs on the road...it was the sixth time in Oakland history the A's hit 100 home runs on the road (also hit 103 in 2012)...ranked second in the AL with 414 runs scored on the road...compiled a 3.30 ERA at home compared to 3.84 on the road...had the lowest home ERA in the AL and the fifth best road ERA...struck out 613 batters at home, which was the most in Oakland history...walked just 209 batters on the road, which was the fewest in Oakland history in a non-strike season...struck out 570 on the road, which was the most in Oakland history...won 16 home series, lost nine and split one...won 14 road series, lost 10 and split two.

### ONE-RUN GAMES AND OTHER CLOSE CALLS:

The A's went 30-20 (.600) in one-run games...tied for second in the American League in one-run wins and had the third best record...the 30 one-run wins tied for the fourth highest total in Oakland history and the record was seventh best...went 17-7 in one-run games at home...were 19-12 in games decided in the last at bat...the last at bat losses were second fewest in the majors to the Yankees (10)...had eight "walk-off" wins and just four losses...in the majors, only the Indians (2) and Royals (3) had fewer walk-off losses...were 7-6 (.538) in extra inning games...10 of those 13 games came in Oakland...played two of the eight longest games by innings in Oakland history...defeated Los Angeles (AL) 10-8 in 19 innings April 29, which was the fourth game of 19 or more innings in Oakland history...it was the longest since Aug. 10-11, 1972, a 5-3 win in 19 innings over Chicago...defeated New York (AL) 3-2 in 18 innings June 13...the A's have an all-time record of 7-1 in games of 18 or more innings...the A's largest deficit overcome in a win was five runs on three separate occasions (April 28 vs. Baltimore, April 29 vs. Los Angeles-AL and July 28 vs. Los Angeles-AL)...the largest lead in a game they would go on to lose was five at Detroit Aug. 29...led 6-1 entering the bottom of the sixth and lost 7-6.

### A'S 2013 WALK-OFF WINS

DATE	OPP	RESULT	NOTE
April 12	Detroit	4-3 (12)	Donaldson home run
April 28	Baltimore	9-8 (10)	Crisp sacrifice/error 3B
April 29	Los Angeles (AL)	10-8 (19)	Moss home run
June 1	Chicago (AL)	4-3 (10)	Reddick walk
June 13	New York (AL)	3-2 (18)	Freiman single
July 14	Boston	3-2 (11)	Donaldson single
Aug. 19	Seattle	2-1	Moss home run
Sept. 17	Los Angeles (AL)	2-1	Donaldson single

REVIEW

**BEFORE AND AFTER THE BREAK:** The A's went into the All-Star Break with a 56-39 record and a two-game lead in the American League West...the 56 wins matched the most in Athletics history prior to the break (also 1971, 1972, 1973)...it marked the first time the A's had sole possession of first place at the break since 1990...the .589 winning percentage was ninth best in Athletics history and the best since 1990 (.622)...had the second best record in the AL at the break and then went 40-27 after the break, which ranked fifth in the AL...the pitching staff averaged 2.42 walks per nine innings before the break, which was the second best mark at the break in A's history (2.36 in 1944)...set a record with 650 strikeouts but the offense also set a record with 716 strikeouts...the A's led the majors in home runs after the All-Star Break for the second consecutive season (88)...also topped the majors in slugging (.451), which was the fourth best post-break slugging percentage in Athletics history...ranked second in the AL in runs (338) and extra base hits (230) after the break and third in batting (.267), on-base percentage (.333), doubles (129) and triples (13).

**MONTH BY MONTH:** The A's were the only team in the majors to post a winning record in all six months of the season...it marked the fifth time in Oakland history the A's logged a winning record in each month of the season (1971, 1972, 1990, 2003)...now have a streak 10 consecutive months with a winning record dating back to June of 2012, which is tied for the third longest such streak in Oakland history...it is the longest since a 10-month streak from June, 2002 to September, 2003...went 16-12 in April marking just the second time in the last 10 years the A's posted a winning record in April (16-11 in 2008)...set Oakland records for most runs (158), doubles (66), extra base hits (100) and walks (130)...the 66 doubles were one short of the Oakland record for any month (67 in September, 2004)...also went 16-12 in May, marking just the second time in the last six years the A's finished with a winning record in the month (16-12 in 2010)...stole an American League low seven bases after stealing an AL leading 25 bases in April...matched the Oakland record for fewest stolen bases in May (2003 and 2007)...went 16-11 in June...had the lowest opponents batting average (.235) and on-base percentage (.285) in the AL...compiled a 15-10 record in July...hit a Major League low .222, which was the lowest July batting average in Oakland history...went 14-13 in August...tied for the AL lead in triples (7)...went 19-8



## Season in Review, continued

in September, which was second best in the AL (Cleveland, 21-6)...it was the fifth best September in Oakland history...led the majors in home runs (42), tied for the lead in runs (162) and extra base hits (99), ranked second in on-base percentage (.351) and slugging percentage (.487) and third in batting (.288)...the extra base hits and slugging percentage were the best marks in Oakland history in September...the slugging percentage was fourth best for any month...had the second lowest ERA in the AL in September (3.02)...struck out 246 batters, which was the highest single month total in Oakland history (223 in Aug., 2007).

**DESIGNATED HITTERS:** A's designated hitters batted .231 with 20 home runs and 79 RBI...tied for sixth in the American League in home runs, tied for seventh in RBI and ranked 10th in batting average...had three triples, which tied for the most in the AL...had a .309 on-base percentage, which was the lowest by A's designated hitters since 1987 (.281)...Seth Smith led the A's with 46 starts at designated hitter, the second consecutive season the A's did not have a DH with at least 50 starts...Yoenis Céspedes made 26 starts and Coco Crisp had 20...Smith led the A's with seven home runs and 23 RBI and Crisp had the best batting average (.250).

**INTERLEAGUE PLAY:** The A's finished interleague play with a 13-7 record, which tied for third best in the majors...it marked the second consecutive season and 10th time in 17 seasons that the A's finished with a winning record against the National League...the offense ranked third in walks (70) and had the fourth fewest strikeouts (125)...the pitching staff issued the second fewest walks (43), tied for the fifth fewest home runs allowed (15) and ranked seventh in ERA (3.11)...had the fewest strikeouts (122)...the 43 walks were the fewest ever by an Oakland team in interleague play...are now 167-137 (.549) all-time in interleague play, which is fifth best.

### BEST INTERLEAGUE WON-LOSS PERCENTAGE

	W	L	PCT.
New York (AL)	179	123	.593
Boston	175	128	.578
Los Angeles (AL)	174	130	.572
Chicago (AL)	171	132	.564
<b>Oakland</b>	<b>167</b>	<b>137</b>	<b>.549</b>

**WINS AND LOSSES:** The A's had the best record in the majors when out-homer the competition (63-6) and when holding the opposition homerless (51-13)...had an 80-28 (.741) record when hitting a homer, which was second best in the majors (St. Louis, 59-19, .756)...had the best record in the majors on Friday (18-8) and Sunday (19-7) and the second best on Monday (14-5)...went 45-46 on all other days of the week...were 64-23 (.736) when scoring first, which was fourth best in the AL...had a 76-16 record when scoring four or more runs in a game, 20-50 when scoring three or fewer...were 34-18 in the first game of a series...the A's had their best mark in 2013 against Minnesota (6-1)...also went 15-4 against Houston, which tied for the third most wins against one team in Oakland history...finished with a losing record against three teams...went 2-5 against Baltimore and Cleveland and 8-11 against Seattle.

**THIS AND THAT:** The A's average time of game was 3 hours and 5 minutes...that was the second longest average time of game in Oakland history to the record of 3:08 in 2000...played the longest game in Oakland history April 29 against Los Angeles, a 6 hours and 32 minute game that lasted 19 innings...played a 5 hour and 35 minute game June 13 against New York (AL), an 18-inning game, which was fourth longest in Oakland history...had a 4 hour and 9 minute game Sept. 13 at Texas, which tied for the fourth longest nine inning game in Oakland history...the A's used 44 players in 2013, which were their fewest in a season since 2006 (40)...employed just 18 pitchers, which was their fewest since 2004 (17)...it was also the fewest in the majors...had eight second basemen, which were their most since 1994 (8)...used 11 rookies after employing 19 in 2012.

**ATTENDANCE:** The A's drew 1,809,302 fans in 2013, which ranked ninth in the American League...it was an increase of 130,289 over 2012, marking the fourth consecutive season the A's have increased their attendance...it was their best total since 2007 when they drew 1,921,834...it was their best ranking in the AL since 2005 when they finished eighth...had 13 sellouts...drew 2,374,402 on the road, which ranked fourth in the AL.



# BATTING AND PITCHING STATISTICS

+ = ROOKIE

PLAYER	AVG	G	AB	R	H	TB	2B	3B	HR	RBI	SH	SF	HP	BB	IBB	SO	SB	CS	DP	GI			
																				E	SLG	OBP	
Barton,D	.269	37	104	15	28	39	2	0	3	16	0	2	1	13	0	18	0	0	1	1	375	.350	
Blevins,J	.000	67	1	0	0	0	0	0	0	0	0	0	0	0	0	1	0	0	0	0	2	.000	.000
Callaspo,A	.270	50	159	20	43	65	7	0	5	22	0	1	1	19	0	25	0	0	4	5	409	.350	
(total)	.258	136	453	52	117	167	20	0	10	58	3	6	1	53	2	47	0	2	12	16	369	.333	
Cespedes,Y	.240	135	529	74	127	234	21	4	26	80	0	3	5	37	5	137	7	7	8	4	442	.294	
Chavez,J	.000	35	1	0	0	0	0	0	0	0	0	0	0	0	0	1	0	0	0	0	0	.000	.000
+Choice,M	.278	9	18	2	5	6	1	0	0	0	0	0	0	1	0	6	0	0	0	0	.333	.316	
Colon,B	.000	30	6	0	0	0	0	0	0	0	0	0	0	0	0	3	0	0	0	0	1	.000	.000
Crisp,C	.261	131	513	93	134	228	22	3	22	66	2	8	0	61	3	65	21	5	7	0	444	.335	
Donaldson,J	.301	158	579	89	174	289	37	3	24	93	1	6	6	76	2	110	5	2	15	16	499	.384	
+Freiman,N	.274	80	190	10	52	74	8	1	4	24	0	2	2	14	0	31	0	0	8	1	389	.327	
+Green,G	.000	5	15	0	0	0	0	0	0	1	0	1	0	0	0	6	0	0	0	0	2	.000	.000
Griffin,A	.000	32	4	0	0	0	0	0	0	0	0	0	0	1	0	3	0	0	0	0	0	.000	.200
Jaso,J	.271	70	207	31	56	77	12	0	3	21	1	1	2	38	0	45	2	1	5	3	372	.387	
Lowrie,J	.290	154	603	80	175	269	45	2	15	75	3	4	2	50	3	91	1	0	17	18	446	.344	
Milone,T	.250	28	8	2	2	2	0	0	0	1	0	0	0	0	0	1	0	0	1	1	250	.250	
+Montz,L	.179	13	28	2	5	11	3	0	1	5	0	1	0	1	0	8	0	0	0	0	.393	.200	
Moss,B	.256	145	446	73	114	233	23	3	30	87	0	3	6	50	3	140	4	2	4	8	522	.337	
Norris,D	.246	98	264	41	65	108	16	0	9	30	1	2	4	37	1	71	5	0	5	3	409	.345	
Parrino,A	.118	14	34	2	4	6	2	0	0	1	0	0	0	2	0	12	0	0	1	1	.176	.167	
+Peterson,S	.143	2	7	1	1	1	0	0	0	1	0	0	0	1	0	3	0	0	0	0	.143	.250	
Reddick,J	.226	114	385	54	87	146	19	2	12	56	1	7	2	46	1	86	9	2	4	5	379	.307	
Rosales,A	.191	51	136	11	26	43	5	0	4	8	4	0	4	10	1	31	0	0	4	7	316	.267	
Sizemore,S	.167	2	6	0	1	2	1	0	0	0	0	0	0	0	0	2	0	0	0	0	.333	.167	
Smith,S	.253	117	368	49	93	144	27	0	8	40	0	0	3	39	4	94	0	0	10	0	.391	.329	
Sogard,E	.266	130	368	45	98	134	24	3	2	35	6	4	5	27	2	51	10	5	4	9	364	.322	
+Straily,D	.000	27	2	0	0	0	0	0	0	0	0	0	0	1	0	2	0	0	0	0	.000	.333	
Suzuki,K	.303	15	33	6	10	18	2	0	2	7	0	0	0	2	0	3	0	0	0	1	545	.343	
+Taylor,M	.043	9	23	0	1	1	0	0	0	0	0	0	0	2	0	5	0	0	1	0	.043	.120	
+Vogt,S	.252	47	135	18	34	54	6	1	4	16	2	2	0	9	1	28	0	1	2	1	400	.295	
Weeks,J	.111	8	9	3	1	1	0	0	0	0	0	0	0	0	0	5	0	0	0	0	.111	.111	
Wells,C	.000	3	5	0	0	0	0	0	0	0	0	0	0	0	0	1	0	0	0	0	.000	.000	
Young,C	.200	107	335	46	67	127	18	3	12	40	0	2	2	36	3	93	10	3	7	2	379	.280	
PITCHERS	.091	162	22	2	2	2	0	0	0	1	0	0	0	2	0	11	0	0	1	10	.091	.167	
<b>OAKLAND</b>	<b>.254</b>	<b>162</b>	<b>5521</b>	<b>767</b>	<b>1403</b>	<b>2312</b>	<b>301</b>	<b>25</b>	<b>186</b>	<b>725</b>	<b>21</b>	<b>49</b>	<b>45</b>	<b>573</b>	<b>29</b>	<b>1178</b>	<b>74</b>	<b>28</b>	<b>108</b>	<b>97</b>	<b>419</b>	<b>.327</b>	
<b>OPPONENTS</b>	<b>.242</b>	<b>162</b>	<b>5529</b>	<b>625</b>	<b>1339</b>	<b>2095</b>	<b>229</b>	<b>19</b>	<b>163</b>	<b>601</b>	<b>35</b>	<b>42</b>	<b>35</b>	<b>428</b>	<b>23</b>	<b>1183</b>	<b>87</b>	<b>27</b>	<b>96</b>	<b>84</b>	<b>379</b>	<b>.299</b>	

PITCHER	W	L	ERA	G	GS	CG	GFSHO	SV	IP	H	R	ER	HR	HB	BB	IBB	SO	WP	BK	AVG	
Anderson,B	1	4	6.04	16	5	0	4	0	3	44.2	51	32	30	5	0	21	1	46	0	0	.287
Balfour,G	1	3	2.59	65	0	0	55	0	38	62.2	48	20	18	7	0	27	2	72	9	0	.206
Blevins,J	5	0	3.15	67	0	0	14	0	0	60.0	47	23	21	7	4	17	2	52	2	0	.218
Chavez,J	2	4	3.92	35	0	0	16	0	1	57.1	50	27	25	3	3	20	4	55	5	0	.230
Colon,B	18	6	2.65	30	30	3	0	3	0	190.1	193	60	56	14	0	29	0	117	1	0	.264
Cook,R	6	4	2.54	71	0	0	13	0	2	67.1	62	22	19	2	4	25	1	67	7	0	.238
Doolittle,S	5	5	3.13	70	0	0	11	0	2	69.0	53	24	24	4	2	13	1	60	2	0	.214
+Figueroa,P	0	0	12.00	5	0	0	1	0	0	3.0	6	4	4	2	0	3	0	3	0	0	.400
+Gray,S	5	3	2.67	12	10	0	0	0	0	64.0	51	22	19	4	0	20	0	67	2	1	.214
Griffin,A	14	10	3.83	32	32	1	0	1	0	200.0	171	91	85	36	4	54	2	171	7	0	.226
Milone,T	12	9	4.14	28	26	1	0	0	0	156.1	160	83	72	25	2	39	2	126	1	0	.258
Neshek,P	2	1	3.35	45	0	0	17	0	0	40.1	40	17	15	6	0	15	2	29	1	0	.252
Okajima,H	0	0	2.25	5	0	0	0	0	0	4.0	7	1	1	1	0	2	2	1	1	0	.368
+Otero,D	2	0	1.38	33	0	0	8	0	0	39.0	42	7	6	0	0	6	1	27	0	0	.246
Parker,J	12	8	3.97	32	32	1	0	0	0	197.0	178	92	87	25	7	63	2	134	7	0	.272
Resop,C	1	1	6.00	18	0	0	5	0	0	18.0	22	13	12	3	2	10	1	13	2	0	.293
Scribner,E	0	0	4.39	18	0	0	12	0	0	26.2	26	13	13	3	0	7	0	19	2	0	.243
+Straily,D	10	8	3.96	27	27	0	0	0	0	152.1	132	74	67	16	7	57	0	124	7	0	.233
<b>OAKLAND</b>	<b>96</b>	<b>66</b>	<b>3.56</b>	<b>162</b>	<b>162</b>	<b>6</b>	<b>156</b>	<b>13</b>	<b>46</b>	<b>1452.0</b>	<b>1339</b>	<b>625</b>	<b>574</b>	<b>163</b>	<b>35</b>	<b>428</b>	<b>23</b>	<b>1183</b>	<b>56</b>	<b>1</b>	<b>242</b>
<b>OPPONENTS</b>	<b>66</b>	<b>96</b>	<b>4.49</b>	<b>162</b>	<b>162</b>	<b>5</b>	<b>157</b>	<b>10</b>	<b>37</b>	<b>1438.2</b>	<b>1403</b>	<b>767</b>	<b>718</b>	<b>186</b>	<b>45</b>	<b>573</b>	<b>29</b>	<b>1178</b>	<b>56</b>	<b>7</b>	<b>254</b>

REVIEW

# FIELDING STATISTICS

PITCHER	PCT	G	GS	PO	A	E	TC	DP	TP
Anderson,B	1.000	16	5	0	4	0	4	0	0
Balfour,G	.857	65	0	1	5	1	7	1	0
Blevins,J	.667	67	0	0	4	2	6	0	0
Chavez,J	1.000	35	0	7	7	0	14	0	0
Colon,B	.966	30	30	6	22	1	29	1	0
Cook,R	1.000	71	0	4	8	0	12	1	0
Doolittle,S	1.000	70	0	1	6	0	7	0	0
+Figueroa,P	.000	5	0	0	0	0	0	0	0
+Gray,S	.950	12	10	9	10	1	20	0	0
Griffin,A	1.000	32	32	8	15	0	23	0	0
Milone,T	.944	28	26	6	11	1	18	0	0
Neshek,P	1.000	45	0	0	5	0	5	0	0
Okajima,H	1.000	5	0	0	2	0	2	0	0
+Otero,D	1.000	33	0	1	7	0	8	2	0
Parker,J	.897	32	32	14	21	4	39	0	0
Resop,C	1.000	18	0	1	1	0	2	0	0
Scribner,E	1.000	18	0	1	0	0	1	0	0
+Straily,D	1.000	27	27	8	8	0	16	0	0

CATCHER	PCT	G	GS	PO	A	E	TC	DP	TP	PB
Jaso,J	.989	48	42	269	12	3	284	1	0	0
Norris,D	.995	91	71	562	30	3	595	4	0	6
Suzuki,K	.986	15	9	65	5	1	71	0	0	3
+Vogt,S	.997	44	40	299	14	1	314	2	0	6

FIRST BASE	PCT	G	GS	PO	A	E	TC	DP	TP
Barton,D	.996	36	30	232	23	1	256	25	0
Donaldson,J	.000	1	0	0	0	0	0	0	0
+Freiman,N	.997	59	42	292	17	1	310	23	0
Jaso,J	1.000	1	0	1	0	0	1	0	0
+Montz,L	.000	1	0	0	0	0	0	0	0
Moss,B	.990	111	88	663	47	7	717	52	0
Norris,D	1.000	1	0	4	0	0	4	0	0
+Peterson,S	1.000	2	2	8	2	0	10	1	0

SECOND BASE	PCT	G	GS	PO	A	E	TC	DP	TP
Callaspo,A	.970	32	29	39	57	3	99	9	0
Green,G	.895	5	5	10	7	2	19	3	0
Lowrie,J	.972	24	23	33	36	2	71	10	0
Parrino,A	.952	5	4	12	8	1	21	2	0
Rosales,A	1.000	13	0	8	16	0	24	1	0
Sizemore,S	1.000	2	2	4	2	0	6	2	0
Sogard,E	.985	113	98	207	258	7	472	68	0
Weeks,J	1.000	4	1	5	6	0	11	1	0

THIRD BASE	PCT	G	GS	PO	A	E	TC	DP	TP
Callaspo,A	.895	9	5	6	11	2	19	0	0
Donaldson,J	.961	155	155	143	255	16	414	22	0
Moss,B	.000	2	0	0	0	0	0	0	0
Parrino,A	1.000	2	1	1	2	0	3	0	0
Rosales,A	1.000	2	1	1	2	0	3	0	0

SHORTSTOP	PCT	G	GS	PO	A	E	TC	DP	TP
Donaldson,J	1.000	1	0	0	1	0	1	0	0
Lowrie,J	.962	119	115	139	266	16	421	56	0
Parrino,A	1.000	7	2	1	12	0	13	1	0
Rosales,A	.954	36	33	46	99	7	152	13	0
Sogard,E	.965	15	12	27	28	2	57	2	0

OUTFIELD	PCT	G	GS	PO	A	E	TC	DP	TP
Céspedes,Y	.983	108	107	224	10	4	238	1	0
+Choice,M	1.000	7	3	10	0	0	10	0	0
Crisp,C	1.000	110	107	307	2	0	309	1	0
Moss,B	.983	34	25	56	1	1	58	0	0
Reddick,J	.981	113	108	244	9	5	258	3	0
Rosales,A	1.000	1	0	2	0	0	2	0	0
Smith,S	1.000	58	51	114	1	0	115	0	0
+Taylor,M	1.000	8	6	12	0	0	12	0	0
Weeks,J	1.000	2	0	2	0	0	2	0	0
Wells,C	1.000	2	1	1	0	0	1	0	0
Young,C	.992	96	78	240	2	2	244	0	0

## DAY-BY-DAY RESULTS

DATE	G	OPP	W-L	SCORE	REC POS	GA/GB	LEADER AND LEAD	WINNER	LOSER	SAVE	ATT.	CUM. ATT.
3/31		OFF DAY			t2	-½	HOU ½					
4/1	1	SEA	L	0-2	0-1	t4	-1	HOULANSEA 1	Hernandez	Anderson	Wilhelmsen	36,067*
4/2	2	SEA	L	1-7	0-2	5	-2	SEA ½	Iwakuma	Parker		15,315
4/3	3	SEA	W	6-2	1-2	t4	-1	SEA/TEX ½	Milone	Saunders		15,162
4/4	4	SEA	W	8-2	2-2	t2	-½	TEX ½	Griffin	Maurer		12,134
												<b>(4 dates)</b>
4/5	5	at HOU	W	8-3	3-2	t2	-½	TEX ½	Straily	Peacock		18,186
4/6	6	at HOU	W	6-3	4-2	1	+½	OAK ½	Colón	Norris	Balfour	18,685
4/7	7	at HOU	W	9-3	5-2	1	+½	OAK ½	Anderson	Harrell		16,924
4/8		OFF DAY			t1	--	OAK/TEX --					
4/9	8	at LAA	W	9-5	6-2	t1	--	OAK/TEX --	Cook	Jepsen		44,014
4/10	9	at LAA	W	11-5	7-2	1	+1	OAK 1	Milone	Blanton		36,011
4/11	10	at LAA	W	8-1	8-2	1	+1	OAK 1	Griffin	Vargas		43,533
												<b>(6 dates)</b>
4/12	11	DET	W	4-3 (12)	9-2	1	+2	OAK 2	Resop	Villarreal		21,377
4/13	12	DET	L	3-7	9-3	1	+1	OAK 1	Verlander	Anderson		35,067*
4/14	13	DET	L	1-10	9-4	1	+1	OAK 1	Sanchez	Parker		20,755
4/15	14	HOU	W	11-2	10-4	1	+1½	OAK 1½	Milone	Bedard		10,689
4/16	15	HOU	W	4-3	11-4	1	+1½	OAK 1½	Doolittle	Cruz	Balfour	11,038
4/17	16	HOU	W	7-5	12-4	1	+2	OAK 2	Colón	Norris	Balfour	15,488
												<b>(10 dates)</b>
4/18		OFF DAY				1	+2½	OAK 2½				
4/19	17	at TB	L	3-8	12-5	1	+1½	OAK 1½	Cobb	Anderson		15,115
4/20	18	at TB	L	0-1	12-6	1	+½	OAK ½	Hellickson	Parker	Rodney	25,611
4/21	19	at TB	L	1-8	12-7	2	-½	TEX ½	Hernandez	Milone		25,954
4/22	20	at BOS	L	6-9	12-8	2	-1½	TEX 1½	Doubront	Griffin	Bailey	28,926
4/23	21	at BOS	W	13-0 (7)	13-8	2	-½	TEX ½	COLÓN	Aceves		29,006
4/24	22	at BOS	L	5-6	13-9	2	-1½	TEX 1½	Lester	Anderson	Bailey	29,274
												<b>(12 dates)</b>

### A'S DISABLED LIST, 2013

PLAYER	INJURY	DATES	GAMES MISSED	A's RECORD
Anderson	Sprained right ankle	May 1-August 27	103	58-45
Céspedes	Strained muscle, left hand	April 13-27	14	4-10
Colón	Strained left groin	August 14-28	14	8-6
Crisp	Strained left hamstring	April 30-May 14	14	5-9
Jaso	Concussion	July 25-Sept. 30	61	37-24
Nakajima	Strained left hamstring	March 27-May 22	48	25-23
Norris	Fractured left big toe	August 21-Sept. 4	14	9-5
Reddick	Sprained right wrist	May 7-30	22	13-9
Reddick	Sprained right wrist	August 26-Sept. 9	14	11-3
Rodriguez	Sprained right elbow	March 23-November 3	162	96-66
Rosales	Strained left intercostal	March 26-April 24	22	13-9
Sizemore	Sprained left knee	April 10-November 3	154	90-64
Young	Strained left quad	April 30-May 17	16	6-10

**Day-By-Day Results, continued**

DATE	G	OPP	W-L	SCORE	REC	POS	GA/ GB	LEADER AND LEAD	WINNER	LOSER	SAVE	ATT.	CUM. ATT.
4/25	23	BAL	L	2-10	13-10	2	-2½	TEX	2½	Hammel	Parker	11,220	204,312
4/26	24	BAL	L	0-3	13-11	2	-3½	TEX	3½	Chen	Milone	16,944	221,256
4/27	25	BAL	L	3-7	13-12	2	-3½	TEX	3½	Tillman	Griffin	31,292	252,548
4/28	26	BAL	W	9-8 (10)	14-12	2	-2½	TEX	2½	Blevins	Strop	27,475	280,023
4/29	27	LAA	W	10-8 (19)	15-12	2	-2	TEX	2	Blevins	Enright	11,668	291,691
4/30	28	LAA	W	10-6	16-12	2	-2	TEX	2	Parker	Richards	14,764	306,455
5/1	29	LAA	L	4-5	16-13	2	-2	TEX	2	Wilson	Milone	17,139	323,594
<b>(17 dates)</b>													
5/2	OFF DAY					2	-1½	TEX	1½				
5/3	30	at NYY	W	2-0	17-13	2	-1½	TEX	1½	Griffin	Sabathia	38,090	369,329
5/4	31	at NYY	L	2-4	17-14	2	-2½	TEX	2½	Hughes	Colón	41,349	410,678
5/5	32	at NYY	W	5-4	18-14	2	-2½	TEX	2½	Doolittle	Logan	38,134	448,812
5/6	33	at CLE	L	3-7	18-15	2	-2½	TEX	2½	Jimenez	Parker	9,514	458,326
5/7	34	at CLE	L	0-1	18-16	2	-2½	TEX	2½	McAllister	Milone	9,474	467,800
5/8	35	at CLE	L	3-4	18-17	2	-3½	TEX	3½	Masterson	Griffin	11,125	478,925
5/9	36	at CLE	L	2-9	18-18	2	-4	TEX	4	Kazmir	Colón	12,477	491,402
5/10	37	at SEA	L	3-6	18-19	2	-5	TEX	5	Iwakuma	Straily	25,549	516,951
5/11	38	at SEA	W	4-3	19-19	2	-5	TEX	5	Parker	Maurer	30,099	547,050
5/12	39	at SEA	L	1-6	19-20	2	-6	TEX	6	Saunders	Milone	27,603	574,653
<b>(22 dates)</b>													
5/13	40	TEX	W	5-1	20-20	2	-5	TEX	5	Griffin	Grimm	11,030	334,624
5/14	41	TEX	L	5-6 (10)	20-21	2	-6	TEX	6	Scheppers	Resop	12,969	347,593
5/15	42	TEX	L	2-6	20-22	2	-7	TEX	7	Ogando	Straily	20,414	368,007
5/16	OFF DAY					3	-7½	TEX	7				
5/17	43	KC	W	2-1	21-22	2	-6½	TEX	6½	Doolittle	SHIELDS	14,602	382,609
5/18	44	KC	W	2-1	22-22	2	-6½	TEX	6½	Milone	Santana	35,067*	417,676
5/19	45	KC	W	4-3	23-22	2	-6½	TEX	6½	Blevins	Herrera	20,387	438,063
<b>(23 dates)</b>													
5/20	46	at TEX	W	9-2	24-22	2	-5½	TEX	5½	Colón	Lindblom	31,865	606,518
5/21	47	at TEX	W	1-0	25-22	2	-4½	TEX	4½	Straily	Darvish	42,510	649,028
5/22	48	at TEX	L	1-3	25-23	2	-5½	TEX	5½	Wolf	Parker	42,731	691,759
5/23	OFF DAY					2	-5½	TEX	5½				
5/24	49	at HOU	W	6-5	26-23	2	-5½	TEX	5½	Neshek	Veras	15,903	707,662
5/25	50	at HOU	W	11-5	27-23	2	-5½	TEX	5½	Griffin	Harrell	18,590	726,252
5/26	51	at HOU	W	6-2	28-23	2	-4½	TEX	4½	Colón	Keuchel	19,780	746,032
<b>(28 dates)</b>													
5/27	52	SF	W	4-1	29-23	2	-3	TEX	3	Straily	Bumgarner	36,067*	474,130
5/28	53	SF	W	6-3	30-23	2	-2½	TEX	2½	Parker	Kickham	35,067*	509,197
<b>(25 dates)</b>													
5/29	54	at SF	W	9-6	31-23	2	-2	TEX	2	Milone	Lincecum	41,512	787,544
5/30	55	at SF	L	2-5	31-24	2	-3	TEX	3	Zito	Griffin	41,250	828,794
<b>(30 dates)</b>													
5/31	56	CWS	W	3-0	32-24	2	-3	TEX	3	COLÓN	Axelrod	16,416	525,613
6/1	57	CWS	W	4-3 (10)	33-24	2	-2	TEX	2	Blevins	Santiago	26,646	552,259
6/2	58	CWS	W	2-0	34-24	2	-2	TEX	2	Parker	Sale	23,413	575,672
<b>(28 dates)</b>													
6/3	59	at MIL	W	10-2	35-24	2	-1½	TEX	1½	Milone	Estrada	21,023	849,817
6/4	60	at MIL	L	3-4 (10)	35-25	2	-1½	TEX	1½	Axford	Neshek	24,230	874,047
6/5	61	at MIL	W	6-1	36-25	2	-1½	TEX	1½	Colón	Gallardo	25,912	899,959
6/6	62	at CWS	W	5-4 (10)	37-25	2	-½	TEX	½	Blevins	Thornton	21,156	921,115
6/7	63	at CWS	W	4-3	38-25	1	+½	OAK	½	Parker	Sale	22,861	943,976
6/8	64	at CWS	L	1-4	38-26	1	+½	OAK	½	Danks	Doolittle	23,735	967,711
6/9	65	at CWS	L	2-4	38-27	2	-½	TEX	½	Santiago	Griffin	31,033	998,744
<b>(37 dates)</b>													
6/10	OFF DAY					2	-1	TEX	1				
6/11	66	NYN	W	6-4	39-27	t1	--	OAK/TEX	--	Colón	Sabathia	27,118	602,790
6/12	67	NYN	W	5-2	40-27	1	+	OAK	1	Straily	Hughes	25,176	627,966
6/13	68	NYN	W	3-2 (18)	41-27	1	+2	OAK	2	Chavez	Claiborne	27,569	655,535
6/14	69	SEA	L	2-3	41-28	1	+2	OAK	2	Saunders	Milone	31,448	686,983
6/15	70	SEA	L	0-4	41-29	1	+2	OAK	2	Hernandez	Griffin	24,378	711,361
6/16	71	SEA	W	10-2	42-29	1	+3	OAK	3	Colón	Iwakuma	36,067*	747,428
<b>(34 dates)</b>													

DATE	G	OPP	W-L	SCORE	REC	POS	GA/ GB	LEADER AND LEAD	WINNER	LOSER	SAVE	ATT.	CUM. ATT.	
6/17	72	at TEX	L	7-8	42-30	1	+2	OAK	2	Cotts	Chavez	Nathan	30,489	1,029,233
6/18	73	at TEX	W	6-2	43-30	1	+3	OAK	3	Parker	Darvish		37,769	1,067,002
6/19	74	at TEX	L	4-9	43-31	1	+2	OAK	2	Grimm	Milone		39,274	1,106,276
6/20	75	at TEX	L	3-4	43-32	1	+1	OAK	1	Scheppers	Doolittle	Nathan	30,361	1,136,637
6/21	76	at SEA	W	6-3	44-32	1	+1	OAK	1	Colón	Iwakuma	Balfour	23,135	1,159,772
6/22	77	at SEA	L	5-7	44-33	t1	--	OAK/TEX	--	Medina	Cook		20,721	1,180,493
6/23	78	at SEA	L	3-6 (10)	44-34	2	-1	TEX	1	Perez	Balfour		22,833	1,203,326
<b>(44 dates)</b>														
6/24		OFF DAY				2	-1	TEX	1					
6/25	79	CIN	W	7-3	45-34	t1	--	OAK/TEX	--	Neshek	Arroyo		17,506	764,934
6/26	80	CIN	W	5-0	46-34	t1	--	OAK/TEX	--	GRIFFIN	Bailey		25,658	790,592
6/27		OFF DAY				2	-½	TEX	½					
6/28	81	STL	W	6-1	47-34	2	-½	TEX	½	Colón	Miller		24,208	814,800
6/29	82	STL	L	1-7	47-35	2	-½	TEX	½	WAINWRIGHT	Chavez		35,067*	849,867
6/30	83	STL	W	7-5	48-35	2	-½	TEX	½	Milone	Westbrook	Balfour	20,673	870,540
7/1		OFF DAY				2	-½	TEX	½					
7/2	84	CHC	W	8-7	49-35	1	+½	OAK	½	Otero	Russell	Balfour	17,273	887,813
7/3	85	CHC	L	1-3	49-36	1	+½	OAK	½	Garza	Colón	Gregg	35,067*	922,880
7/4	86	CHC	W	1-0	50-36	1	+½	OAK	½	Straily	Guerrier	Balfour	26,967	949,847
<b>(42 dates)</b>														
7/5	87	at KC	W	6-3	51-36	1	+½	OAK	½	Milone	Davis	Balfour	35,518	1,238,844
7/6	88	at KC	L	3-4	51-37	1	+½	OAK	½	Crow	Cook	Holland	16,606	1,255,450
7/7	89	at KC	W	10-4	52-37	1	+½	OAK	½	Griffin	Mendoza	Chavez	17,804	1,273,254
7/8	90	at PIT	W	2-1	53-37	1	+½	OAK	½	Colón	Locke	Balfour	23,743	1,296,997
7/9	91	at PIT	W	2-1	54-37	1	+½	OAK	½	Straily	Cole	Balfour	24,560	1,321,557
7/10	92	at PIT	L	0-5	54-38	1	+½	OAK	½	Liriano	Milone		23,474	1,345,031
<b>(50 dates)</b>														
7/11		OFF DAY				1	+1	OAK	1					
7/12	93	BOS	L	2-4	54-39	1	+1	OAK	1	Lackey	Doolittle	Uehara	27,084	976,931
7/13	94	BOS	W	3-0	55-39	1	+1	OAK	1	Griffin	Lester	Balfour	36,067*	1,012,998
7/14	95	BOS	W	3-2 (11)	56-39	1	+2	OAK	2	Cook	Thornton		31,417	1,044,415
<b>(45 dates)</b>														
7/15-18		ALL-STAR BREAK				1	+2	OAK	2					
7/19	96	at LAA	L	1-4	56-40	1	+2	OAK	2	Weaver	Griffin	Frieri	43,515	1,388,138
7/20	97	at LAA	L	0-2	56-41	1	+2	OAK	2	Wilson	Straily	Frieri	43,572	1,431,710
7/21	98	at LAA	W	6-0	57-41	1	+3	OAK	3	COLON	Williams		37,441	1,469,151
7/22	99	at HOU	W	4-3	58-41	1	+3	OAK	3	Cook	Wright	Balfour	16,375	1,485,934
7/23	100	at HOU	L	4-5	58-42	1	+3	OAK	3	Fields	Balfour		32,248	1,518,182
7/24	101	at HOU	W	4-3	59-42	1	+3	OAK	3	Griffin	Blackley	Cook	24,841	1,543,023
<b>(56 dates)</b>														
7/25	102	LAA	L	3-8	59-43	1	+3	OAK	3	Wilson	Straily		20,468	1,064,883
7/26	103	LAA	W	6-4	60-43	1	+4	OAK	4	Colón	Williams	Balfour	27,429	1,092,312
7/27	104	LAA	W	3-1	61-43	1	+5	OAK	5	Milone	Downs	Balfour	32,333	1,124,645
7/28	105	LAA	W	10-6	62-43	1	+6	OAK	6	Chavez	Gutierrez		25,877	1,150,522
7/29	106	TOR	W	9-4	63-43	1	+6	OAK	6	Griffin	Rogers		13,309	1,163,831
7/30	107	TOR	L	0-5	63-44	1	+5	OAK	5	Buehrle	Straily		17,479	1,181,310
7/31	108	TOR	L	2-5 (10)	63-45	1	+4	OAK	4	Janssen	Chavez	Cecil	23,638	1,204,948
8/1		OFF DAY				1	+3½	OAK	3½					
8/2	109	TEX	L	3-8	63-46	1	+2½	OAK	2½	Frasor	Milone		35,067*	1,240,015
8/3	110	TEX	W	4-2	64-46	1	+3½	OAK	3½	Parker	GARZA	Balfour	28,304	1,268,319
8/4	111	TEX	L	0-4	64-47	1	+2½	OAK	2½	Holland	Griffin		23,263	1,291,582
<b>(55 dates)</b>														
8/5		OFF DAY				1	+2	OAK	2					
8/6	112	at CIN	L	1-3	64-48	1	+1	OAK	1	Latos	Straily	Chapman	34,640	1,577,663
8/7	113	at CIN	L	5-6	64-49	t1	--	OAK/TEX	--	Bailey	Colón	Chapman	29,746	1,607,409
8/8		OFF DAY				t1	--	OAK/TEX	--					
8/9	114	at TOR	W	14-6	65-49	t1	--	OAK/TEX	--	Parker	Rogers		31,862	1,639,271
8/10	115	at TOR	L	4-5	65-50	2	-1	TEX	1	Buehrle	Gray	Janssen	39,634	1,678,905
8/11	116	at TOR	W	6-4	66-50	2	-1	TEX	1	Cook	Oliver	Balfour	45,312	1,724,217
8/12	117	at TOR	W	5-1	67-50	2	-1	TEX	1	Cook	Janssen		36,111	1,760,328
<b>(62 dates)</b>														

REVIEW

**Day-By-Day Results, continued**

DATE	G	OPP	W-L	SCORE	REC	POS	GA/ GB	LEADER AND LEAD	WINNER	LOSER	SAVE	ATT.	CUM. ATT.
8/13	118	HOU	L	4-5	67-51	2	-1	TEX	1 Lyles	Colón	Lo	14,261	1,305,843
8/14	119	HOU	L	1-2 (11)	67-52	2	-2	TEX	2 Harrell	Doolittle	Fields	18,278	1,324,121
8/15	120	HOU	W	5-0	68-52	2	-1½	TEX	1½ Gray	Bedard		16,487	1,340,608
8/16	121	CLE	W	3-2	69-52	2	-½	TEX	½ Doolittle	Masterson	Balfour	17,491	1,358,099
8/17	122	CLE	L	1-7	69-53	2	-1½	TEX	1½ Jimenez	Straily		35,067*	1,393,166
8/18	123	CLE	W	7-3	70-53	2	-½	TEX	½ Otero	Kazmir		21,114	1,414,280
8/19	124	SEA	W	2-1	71-53	2	-½	TEX	½ PARKER	Capps		11,112	1,425,392
8/20	125	SEA	L	4-7	71-54	2	-1½	TEX	1½ Maurer	Doolittle	Farquhar	13,041	1,438,433
8/21	126	SEA	L	3-5	71-55	2	-2½	TEX	2½ Iwakuma	Griffin	Farquhar	18,641	1,457,074
<b>(64 dates)</b>													
8/22	OFF DAY					2	-2½	TEX	2½				
8/23	127	at BAL	L	7-9	71-56	2	-3½	TEX	3½ Rodriguez	Cook	Johnson	36,761	1,797,089
8/24	128	at BAL	W	2-1	72-56	2	-2½	TEX	2½ Parker	O'Day	Balfour	33,834	1,830,923
8/25	129	at BAL	L	3-10	72-57	2	-2½	TEX	2½ Feldman	Gray		33,820	1,864,743
8/26	130	at DET	W	8-6	73-57	2	-2½	TEX	2½ Griffin	Alvarez	Balfour	34,778	1,899,521
8/27	131	at DET	W	6-3 (6)	74-57	2	-2½	TEX	2½ MILONE	Verlander		34,356	1,933,877
8/28	132	at DET	W	14-4	75-57	2	-2½	TEX	2½ Straily	Fister	Anderson	31,973	1,965,850
8/29	133	at DET	L	6-7	75-58	2	-3	TEX	3 Benoit	Balfour		39,212	2,005,062
<b>(69 dates)</b>													
8/30	134	TB	W	4-3	76-58	2	-2	TEX	2 Cook	Price	Balfour	15,603	1,472,677
8/31	135	TB	W	2-1	77-58	2	-2	TEX	2 Gray	COBB	Balfour	35,067*	1,507,744
9/1	136	TB	W	5-1	78-58	2	-1	TEX	1 Griffin	Torres		18,639	1,526,383
9/2	137	TEX	W	4-2	79-58	t1	--	OAK/TEX	-- Straily	Holland	Balfour	23,495	1,549,878
9/3	138	TEX	L	1-5	79-59	2	-1	TEX	1 Perez	Colón		16,133	1,566,011
9/4	139	TEX	W	11-4	80-59	t1	--	OAK/TEX	-- Parker	Darvish	Anderson	18,886	1,584,897
9/5	140	HOU	L	2-3	80-60	2	-½	TEX	½ Peacock	Gray	Fields	11,569	1,596,466
9/6	141	HOU	W	7-5	81-60	1	+½	OAK	½ Griffin	Keuchel	Balfour	15,502	1,611,968
9/7	142	HOU	W	2-1	82-60	1	+1½	OAK	1½ Straily	Oberholtzer	Doolittle	20,340	1,632,308
9/8	143	HOU	W	7-2	83-60	1	+1½	OAK	1½ Colón	Harrell	Anderson	18,824	1,651,132
<b>(74 dates)</b>													
9/9	OFF DAY					1	+2	OAK	2				
9/10	144	at MIN	L	3-4	83-61	1	+2	OAK	2 Swarzak	Cook	Perkins	26,017	2,031,079
9/11	145	at MIN	W	18-3	84-61	1	+3	OAK	3 Gray	Pelfrey		24,522	2,055,601
9/12	146	at MIN	W	8-2	85-61	1	+3½	OAK	3½ Griffin	Diamond		26,188	2,081,789
9/13	147	at TEX	W	9-8	86-61	1	+4½	OAK	4½ Straily	Holland	Doolittle	40,180	2,121,969
9/14	148	at TEX	W	1-0	87-61	1	+5½	OAK	5½ Colón	Darvish	Balfour	36,067	2,158,036
9/15	149	at TEX	W	5-1	88-61	1	+6½	OAK	6½ Milone	Perez		42,980	2,201,016
<b>(75 dates)</b>													
9/16	150	LAA	L	1-12	88-62	1	+6½	OAK	6½ Wilson	Parker		14,629	1,665,761
9/17	151	LAA	W	2-1	89-62	1	+6½	OAK	6½ Balfour	Kohn		18,771	1,684,532
9/18	152	LAA	L	4-5 (11)	89-63	1	+6½	OAK	6½ Gutierrez	Chavez	Frieri	20,260	1,704,792
9/19	153	MIN	W	8-6	90-63	1	+6½	OAK	6½ Doolittle	Martis		11,461	1,716,253
9/20	154	MIN	W	11-0	91-63	1	+7½	OAK	7½ Colón	Albers		36,067*	1,752,320
9/21	155	MIN	W	9-1	92-63	1	+7½	OAK	7½ Parker	Hernandez		26,393	1,778,713
9/22	156	MIN	W	11-7	93-63	1	+8½	OAK	8½ Gray	De Vries		30,589	1,809,302
<b>(81 dates)</b>													
9/23	157	at LAA	W	10-5	94-63	1	+8½	OAK	8½ Milone	Richards		41,147	2,242,163
9/24	158	at LAA	L	0-3	94-64	1	+7½	OAK	7½ VARGAS	Griffin		38,158	2,280,321
9/25	159	at LAA	L	1-3	94-65	1	+6½	OAK	6½ Weaver	Straily	Frieri	36,226	2,316,547
9/26	OFF DAY					1	+6	OAK	6				
9/27	160	at SEA	W	8-2	95-65	1	+6	OAK	6 Colón	Hernandez		23,022	2,339,569
9/28	161	at SEA	L	5-7	95-66	1	+5	OAK	5 Maurer	Parker	Farquhar	17,752	2,357,321
9/29	162	at SEA	W	9-0	96-66	1	+5	OAK	5 Gray	Ramirez		17,081	2,374,402
<b>(81 dates)</b>													
9/30	OFF DAY					1	+5½	OAK	5½				

\* indicates sellout. CAPS indicates complete game.

# DIVISION SERIES STATISTICS

+ = ROOKIE

PLAYER	AVG	G	AB	R	H	TB	2B	3B	HR	RBI	SH	SF	HP	BB	IBB	SO	SB	CS	DP	GI		
																				E	SLG	OBP
Barton,D	.000	2	3	0	0	0	0	0	0	0	0	0	0	0	0	3	0	0	0	0	0.000	.000
Callaspo,A	.167	4	6	0	1	2	1	0	0	0	0	0	0	0	0	1	0	0	0	0	.333	.167
Cespedes,Y	.381	5	21	3	8	14	1	1	1	4	0	0	1	0	0	4	0	0	0	1	.667	.409
Crisp,C	.389	5	18	4	7	11	2	1	0	2	0	1	0	3	0	2	1	0	0	0	.611	.455
Donaldson,J	.143	5	21	0	3	3	0	0	0	0	0	0	1	0	8	0	0	0	0	0	.143	.182
Lowrie,J	.150	5	20	2	3	7	1	0	1	3	0	0	0	2	0	7	0	0	1	0	.350	.227
Moss,B	.111	5	18	2	2	5	0	0	1	1	0	0	0	3	0	13	0	0	0	0	.278	.238
Norris,D	.000	1	1	0	0	0	0	0	0	0	0	0	0	0	0	1	0	0	0	0	.000	.000
Reddick,J	.235	5	17	1	4	8	1	0	1	1	0	0	0	2	1	5	0	0	0	0	.471	.316
Smith,S	.313	4	16	1	5	8	0	0	1	2	0	0	0	1	1	5	0	0	0	0	.500	.353
Sogard,E	.000	4	9	0	0	0	0	0	0	0	1	0	0	1	0	1	0	0	0	0	.000	.100
Suzuki,K	.000	0	0	0	0	0	0	0	0	0	0	0	0	0	0	0	0	0	0	0	.000	.000
+Vogt,S	.188	5	16	2	3	5	0	1	0	1	0	0	0	1	0	7	0	0	0	0	.313	.235
Young,C	.000	0	0	0	0	0	0	0	0	0	0	0	0	0	0	0	0	0	0	0	.000	.000
PITCHERS	.000	0	0	0	0	0	0	0	0	0	0	0	0	0	0	0	0	0	0	0	.000	.000
<b>OAKLAND</b>	<b>.217</b>	<b>5</b>	<b>166</b>	<b>15</b>	<b>36</b>	<b>63</b>	<b>6</b>	<b>3</b>	<b>5</b>	<b>14</b>	<b>1</b>	<b>1</b>	<b>1</b>	<b>14</b>	<b>2</b>	<b>57</b>	<b>1</b>	<b>0</b>	<b>1</b>	<b>1.380</b>	<b>.280</b>	
<b>OPPONENTS</b>	<b>.235</b>	<b>5</b>	<b>162</b>	<b>17</b>	<b>38</b>	<b>52</b>	<b>5</b>	<b>0</b>	<b>3</b>	<b>15</b>	<b>1</b>	<b>0</b>	<b>2</b>	<b>13</b>	<b>1</b>	<b>38</b>	<b>0</b>	<b>3</b>	<b>4</b>	<b>1.321</b>	<b>.299</b>	

PITCHER	W	L	ERA	G	GS	CG	GFSHO	SV	IP	H	R	ER	HR	HB	BB	IBB	SO	WP	BK	AVG
Anderson,B	0	0	27.00	1	0	0	1	0	0.1	1	1	1	0	0	1	0	1	1	0	.500
Balfour,G	1	0	0.00	3	0	0	3	0	1	3.0	0	0	0	0	1	0	3	0	0	.000
Blevins,J	0	0	---	0	0	0	0	0	0.0	0	0	0	0	0	0	0	0	0	0	.000
Chavez,J	0	0	---	0	0	0	0	0	0.0	0	0	0	0	0	0	0	0	0	0	.000
Colon,B	0	1	4.50	1	1	0	0	0	6.0	10	3	3	0	1	0	0	4	0	0	.400
Cook,R	0	0	27.00	1	0	0	0	0	0.2	1	2	0	0	1	0	1	0	0	0	.333
Doolittle,S	0	1	4.15	4	0	0	1	0	4.1	3	2	2	1	0	2	0	6	0	0	.176
+Gray,S	0	1	2.08	2	2	0	0	0	13.0	10	3	3	1	0	6	1	12	0	0	.217
+Otero,D	0	0	0.00	4	0	0	0	0	5.2	4	0	0	0	1	0	2	0	0	0	.200
Parker,J	1	0	5.40	1	1	0	0	0	5.0	5	3	3	0	0	1	0	1	0	0	.263
+Straily,D	0	0	4.50	1	1	0	0	0	6.0	4	3	3	1	1	0	0	8	0	0	.190
<b>OAKLAND</b>	<b>2</b>	<b>3</b>	<b>3.48</b>	<b>5</b>	<b>5</b>	<b>0</b>	<b>5</b>	<b>1</b>	<b>1</b>	<b>44.0</b>	<b>38</b>	<b>17</b>	<b>17</b>	<b>3</b>	<b>2</b>	<b>13</b>	<b>1</b>	<b>38</b>	<b>1</b>	<b>0.235</b>
<b>OPPONENTS</b>	<b>3</b>	<b>2</b>	<b>2.86</b>	<b>5</b>	<b>5</b>	<b>0</b>	<b>5</b>	<b>1</b>	<b>2</b>	<b>44.0</b>	<b>36</b>	<b>15</b>	<b>14</b>	<b>5</b>	<b>1</b>	<b>14</b>	<b>2</b>	<b>57</b>	<b>2</b>	<b>0.217</b>

# DIVISION SERIES RESULTS

DATE	G	OPP	W-L	SCORE	REC	WINNER	LOSER	SAVE	ATT.
10/4	1	DET	L	2-3	0-1	Scherzer	Colón	Benoit	48,401*
10/5	2	DET	W	1-0	1-1	Balfour	Albuquerque		48,292*
10/7	3	at DET	W	6-3	2-1	Parker	Sanchez	Balfour	43,973*
10/8	4	at DET	L	6-8	2-2	Scherzer	Doolittle		43,958*
10/10	5	DET	L	0-3	2-3	Verlander	Gray	Benoit	46,959

## A'S 2013 AT A GLANCE

Season High.....	94-63 (Sept. 23)	First Game of Series.....	34-18	Commit No Errors.....	58-31
Season Low..	0-2/20-22 (April 2/May 15)	Last Game of Series.....	31-21	Commit 1 or More Errors.....	38-35
April.....	16-12	A's Score First.....	64-23	More HR Than Opp.....	63-6
May.....	16-12	Opponent Scores First.....	32-43	Fewer HR Than Opp.....	11-38
June.....	16-11	Leading After 7th.....	77-6	Same Total HR of Opp.....	22-22
July.....	15-10	Leading After 8th.....	82-3	Starter Pitches 7 or More.....	39-16
August.....	14-13	Tied After 7th.....	14-7	Starter Pitches Less Than 7.....	57-50
September.....	19-8	Tied After 8th.....	9-5	When Scoring 4 or More.....	76-16
Home Series.....	16-9-1	Trailing After 7th.....	4-53	When Scoring Less Than 4.....	20-50
Road Series.....	14-10-2	Trailing After 8th.....	3-58	Last At Bat.....	19-12
Series Sweeps.....	12-3			Different Lineups.....	141



# WILD CARD DAY-BY-DAY

DATE	POS	GB	WC1	WC2	DATE	POS	GB	WC1	WC2	DATE	POS	GB	WC1	WC2
7/15-18	--	+3½	TB	TEX	8/14	2	+2½	TB	OAK	9/10	--	+6	TEX	TB
7/19	--	+2½	TB	TEX	8/15	2	+3	TB	OAK	9/11	--	+6½	TEX	TB
7/20	--	+2	TB	BAL	8/16	2	+4	TB	OAK	9/12	--	+6½	TEX	TB
7/21	--	+3	TB	BAL	8/17	2	+3	TB	OAK	9/13	--	+7	TEX	TB
7/22	--	+3	TB	BAL	8/18	2	+3	TB	OAK	9/14	--	+7	TEX/TB	
7/23	--	+3	TB	BAL	8/19	2	+4	TB	OAK	9/15	--	+7	TEX/TB	
7/24	--	+3	TB	BAL	8/20	2	+3½	TBorBOS	OAK	9/16	--	+7	TB	TEX
7/25	--	+3	TB	BAL	8/21	2	+2½	TB	OAK	9/17	--	+7	TB/TEX	
7/26	--	+4	BOS	BAL	8/22	2	+2½	TB	OAK	9/18	--	+7	TB	TEX
7/27	--	+5	BOS	BAL	8/23	2	+2	TBorBOS	OAK	9/19	--	+7	TB/TEX	
7/28	--	+5½	TB	BAL	8/24	2	+2½	TBorBOS	OAK	9/20	--	+7½	TB	CLE
7/29	--	+5½	BOS	BAL	8/25	2	+1½	TB	OAK	9/21	--	+7½	TB	CLE
7/30	--	+4½	BOS	BAL	8/26	2	+2	TB	OAK	9/22	--	+8½	TB	CLE
7/31	--	+4	TB	CLE	8/27	2	+3	TB	OAK	9/23	--	+8½	TB	CLE
8/1	--	+3½	TB	CLE	8/28	2	+4	TB	OAK	9/24	--	+7½	TB	CLE
8/2	--	+2½	TB	TEX/BAL	8/29	2	+3½	TB	OAK	9/25	--	+6½	TB	CLE
8/3	--	+3½	TB	CLE	8/30	1	+4½	OAK	TB	9/26	--	+6	TB	CLE
8/4	--	+2½	TB	CLE	8/31	1	+5	OAK	TB	9/27	--	+6	TB/CLE	
8/5	--	+2½	TB	TEX	9/1	1	+5½	OAK	TB	9/28	--	+5	CLE	TB/TEX
8/6	--	+2½	TB	TEX	9/2	1	+5½	OAKorTEX	TB	9/29	--	+5	CLE	TB/TEX
8/7	2	+1½	TB	OAKorTEX	9/3	1	+5	OAK	TB	9/30	--	+5½	CLE	TB
8/8	2	+1½	TB	OAKorTEX	9/4	1	+5	OAKorTEX	TB					
8/9	2	+1½	TB	OAKorTEX	9/5	1	+5	OAK	TB					
8/10	2	+1½	TB	OAK	9/6	--	+5½	TEX	TB					
8/11	t1	+1½	TB/OAK	---	9/7	--	+5½	TEX	TB					
8/12	1	+2½	OAK	TB	9/8	--	+6½	TEX	TB					
8/13	1	+2½	OAK	TB	9/9	--	+6	TEX	TB					

POS indicates A's rank among all non division leaders. GB indicates A's games behind second wild card team or games ahead of third best non-division leader.

# MISCELLANEOUS STATS

## Multiple Hit Games

PLAYER	2	3	4	5	TOT
Barton	4	2	0	0	6
Callaspo	7	3	1	0	11
Céspedes	29	5	0	0	34
Choice	1	0	0	0	1
Crisp	22	8	3	0	33
Donaldson	46	7	3	0	56
Freiman	8	2	1	0	11
Jaso	12	3	0	0	15
Lowrie	32	14	3	0	49
Montz	1	0	0	0	1
Moss	19	7	1	0	27
Norris	14	2	0	0	16
Reddick	18	1	1	0	20
Rosales	4	1	0	0	5
Smith	16	7	1	0	24
Sogard	17	3	0	0	20
Suzuki	2	1	0	0	3
Vogt	5	1	0	0	6
Young	11	4	0	0	15

## Multiple RBI Games

PLAYER	2	3	4	5	6	TOT
Barton	5	0	0	0	0	5
Callaspo	5	1	0	0	0	6
Céspedes	12	5	3	0	0	20
Crisp	10	2	2	0	0	14
Donaldson	19	5	1	0	0	25
Freiman	0	3	1	0	0	4
Jaso	3	1	0	0	0	4
Lowrie	6	6	3	0	0	15
Moss	15	5	1	1	1	23
Norris	3	2	1	0	0	6
Reddick	7	3	2	1	0	13
Rosales	1	0	0	0	0	1
Smith	6	4	0	0	0	10
Sogard	6	1	0	0	0	7
Suzuki	1	1	0	0	0	2
Vogt	1	1	0	0	0	2
Young	5	3	1	0	0	9

## Game Tying/Go Ahead RBI

PLAYER	GT	GA	TOT
Barton	0	1	1
Callaspo	2	5	7
Céspedes	6	19	25
Crisp	6	16	22
Donaldson	7	22	29
Freiman	1	3	4
Jaso	2	4	6
Lowrie	7	18	25
Montz	1	1	2
Moss	5	19	24
Norris	3	9	12
Reddick	5	8	13
Rosales	1	3	4
Smith	3	5	8
Sogard	5	7	12
Suzuki	1	1	2
Vogt	1	1	2
Young	4	9	13

# CLUB STATISTICS

AL West	Home		Road		Totals	
	W	L	W	L	W	L
vs. Houston	7	3	8	1	15	4
vs. Los Angeles	6	4	5	4	11	8
vs. Seattle	4	6	4	5	8	11
vs. Texas	4	5	6	4	10	9
<b>Totals vs. West</b>	<b>21</b>	<b>18</b>	<b>23</b>	<b>14</b>	<b>44</b>	<b>32</b>

AL Central	W	L	W	L	W	L
	vs. Chicago	3	0	2	2	5
vs. Cleveland	2	1	0	4	2	5
vs. Detroit	1	2	3	1	4	3
vs. Kansas City	3	0	2	1	5	1
vs. Minnesota	4	0	2	1	6	1
<b>Totals vs. Central</b>	<b>13</b>	<b>3</b>	<b>9</b>	<b>9</b>	<b>22</b>	<b>12</b>

AL East	W	L	W	L	W	L
	vs. Baltimore	1	3	1	2	2
vs. Boston	2	1	1	2	3	3
vs. New York	3	0	2	1	5	1
vs. Tampa Bay	3	0	0	3	3	3
vs. Toronto	1	2	3	1	4	3
<b>Totals vs. East</b>	<b>10</b>	<b>6</b>	<b>7</b>	<b>9</b>	<b>17</b>	<b>15</b>
<b>Totals vs. AL</b>	<b>44</b>	<b>27</b>	<b>39</b>	<b>32</b>	<b>83</b>	<b>59</b>

National League	W	L	W	L	W	L
	vs. Chicago	2	1	0	0	2
vs. Cincinnati	2	0	0	2	2	2
vs. Milwaukee	0	0	2	1	2	1
vs. Pittsburgh	0	0	2	1	2	1
vs. San Francisco	2	0	1	1	3	1
vs. St. Louis	2	1	0	0	2	1
<b>Totals vs. NL</b>	<b>8</b>	<b>2</b>	<b>5</b>	<b>5</b>	<b>13</b>	<b>7</b>
<b>Overall Totals</b>	<b>52</b>	<b>29</b>	<b>44</b>	<b>37</b>	<b>96</b>	<b>66</b>

	Home		Road		Totals	
	W	L	W	L	W	L
Shutouts	7	5	6	5	13	10
Sho-Individual	2	0	2	1	4	1
Extra Innings	6	4	1	2	7	6
One-Run Decisions	17	7	13	13	30	20
Two-Run Decisions	11	4	3	9	14	13
vs. LH Starters	18	11	14	11	32	22
vs. RH Starters	34	18	30	26	64	44
Grass Fields	52	29	41	33	93	62
Artificial Fields	0	0	3	4	3	4
Day Games	25	11	14	18	39	29
Night Games	27	18	30	19	57	37

	Oak	Opp.
Double Plays	112	126
Triple Plays	0	0
Left On Base	1126	1088
Grand Slam HR	1	4
Home Runs - Home	83	74
Home Runs - Road	103	89

# HIGHS AND LOWS

## CLUB

Longest Winning Streak .....	9, April 3 to 12
Longest Winning Streak, Home.....	11, May 17 to June 13
Longest Winning Streak, Road.....	6, April 5 to 11
	6, September 11 to 23
Longest Losing Streak.....	5, May 6 to 10
Longest Losing Streak, Home .....	3, April 25 to 27
	3, July 30 to August 2
	3, August 4 to 14
Longest Losing Streak, Road .....	5, May 6 to 10
Most Runs, Game, A's .....	18, September 11 at Minnesota
Most Runs, Game, Opponents .....	12, September 16 vs. Los Angeles (AL)
Most Runs, Inning, A's .....	10, September 11 at Minnesota (4th)
Most Runs, Inning, Opponents .....	6, August 23 at Baltimore (4th)
	6, September 13 at Texas (8th)
Largest Margin, Victory.....	15, September 11 at Minnesota (18-3)
Largest Margin, Loss .....	11, September 16 vs. Los Angeles-AL (1-12)
Most Hits, Game, A's .....	22, September 11 at Minnesota
Most Hits, Game, Opponents .....	15 (five times), last: September 16 vs. Los Angeles (AL)
Most Hits, Inning, A's .....	10, September 11 at Minnesota (4th)
Most Hits, Inning, Opponents .....	6 (three times), last: September 16 vs. Los Angeles-AL (5th)
Most Home Runs, Game, A's.....	5, August 9 at Toronto
Most Home Runs, Game, Opponents .....	4, May 6 at Cleveland
	4, May 25 at Houston

## Highs and Lows, continued

Most Doubles, Game, A's	8, September 11 at Minnesota
Most Doubles, Game, Opponents	5 (four times), last: August 13 vs. Houston
Most Triples, Game, A's	3, April 16 vs. Houston
Most Triples, Game, Opponents	2, April 9 at Los Angeles
	2, July 3 vs. Chicago (NL)
Most Stolen Bases, Game, A's	4, April 16 vs. Houston
Most Stolen Bases, Game, Opponents	4, July 6 at Kansas City
Most Strikeouts, A's Pitchers	18, April 29 vs. Los Angeles (AL)
Most Strikeouts, Opponents Pitchers	17, April 12 vs. Detroit
	17, April 29 vs. Los Angeles (AL)
Most Walks, A's Pitchers	11, August 11 at Toronto
Most Walks, Opponents Pitchers	9, June 12 vs. New York (AL)
Fewest Hits Allowed, A's Pitchers	2, June 26 vs. Cincinnati
	2, July 4 vs. Chicago (NL)
Fewest Hits Allowed, Opponents Pitchers	3 (10 times), last: August 17 vs. Cleveland
Most Left on Base, Nine Inning Game	15, May 20 at Texas
Most Left on Base, Extra Inning Game	18, June 1 vs. Chicago (AL) (10)
Fewest Left on Base, Game	1, April 4 vs. Seattle
	1, June 21 at Seattle
Most Errors, Game	3, April 26 vs. Baltimore
	3, July 6 at Kansas City
	3, July 23 at Houston
Largest Comeback in Win	5, April 28 vs. Baltimore
	5, April 29 vs. Los Angeles (AL)
	5, July 28 vs. Los Angeles (AL)
Largest Lead Surrendered in Loss	5, August 29 at Detroit

## INDIVIDUAL

Grand Slams	Josh Donaldson, June 7 at Chicago (Chris Sale)
Pinch Hit Home Runs	John Jaso, April 9 at Los Angeles-AL (Kevin Jepsen)
	Seth Smith, May 24 at Houston (Paul Clemens)
	Derek Norris, July 27 vs. Los Angeles (Scott Downs)
	Derek Norris, August 6 at Cincinnati (Aroldis Chapman)
	Alberto Callaspo, September 19 vs. Minnesota (Brian Duensing)
	Derek Norris, September 27 at Seattle (Oliver Perez)
Lead Off Home Runs	Coco Crisp, April 5 at Houston (Brad Peacock)
	Adam Rosales, May 3 at New York (CC Sabathia)
	Coco Crisp, June 3 at Milwaukee (Marco Estrada)
	Coco Crisp, June 11 vs. New York (CC Sabathia)
	Chris Young, August 12 at Toronto (J.A. Happ)
	Coco Crisp, August 21 vs. Seattle (Hisashi Iwakuma)
	Coco Crisp, September 1 vs. Tampa Bay (Jamey Wright)
Inside-The-Park Home Runs	None
Game Ending Home Runs	Josh Donaldson, April 12 vs. Detroit (Brayan Villareal)
	Brandon Moss, April 29 vs. Los Angeles (Barry Enright)
	Brandon Moss, August 19 vs. Seattle (Carter Capps)
Longest Hitting Streak	14, Eric Sogard, July 19 to August 9
Most Runs, Game	3 (12 times), last: Daric Barton, September 22 vs. Minnesota
Most Hits, Game	4 (14 times), last: Coco Crisp, September 27 at Seattle
Most Doubles, Game	2 (27 times), last: Seth Smith, September 29 at Seattle
Most Triples, Game	1 (25 times), last: Yoenis Céspedes and Chris Young, September 12 at Minnesota
Most Home Runs, Game	3, Josh Reddick, August 9 at Toronto
Most Runs Batted In, Game	6, Brandon Moss, August 28 at Detroit
Most Walks, Game	4, Seth Smith, June 12 vs. New York (AL)
Most Strikeouts, Game	4 (nine times), last: Josh Reddick, July 14 vs. Boston
Most Stolen Bases, Game	2 (five times), last: Yoenis Céspedes, July 12 vs. Boston
Longest Winning Streak	9, Jarrod Parker, May 28 to September 4
Longest Losing Streak	5, Dan Straily, July 20 to August 17
	5, Tommy Milone, April 21 to May 12
Most Strikeouts, Game	11, Dan Straily, April 5 at Houston
Most Walks, Game	7, Jarrod Parker, July 28 vs. Los Angeles (AL)
Most Innings, Game, Starter	9.0 (four times), last: Jarrod Parker, August 19 vs. Seattle
Most Innings, Game, Reliever	5.2, Jesse Chavez, June 13 vs. New York (AL)
Low Hit Complete Game	2, A.J. Griffin, June 26 vs. Cincinnati

Most Consecutive Scoreless Innings..... 19.0, Bartolo Colón, September 8 to 20  
 Most Consecutive Batters Retired ..... 18, Bartolo Colón, June 21 to 28

## GENERAL

Longest Game, Innings ..... 19, April 29 vs. Los Angeles (AL)  
 Longest Game, Time, Nine Innings ..... 4:09, September 13 at Texas  
 Longest Game, Time, Extra Innings ..... 6:32, April 29 vs. Los Angeles  
 Shortest Game, Time ..... 2:06, August 27 at Detroit (6 inn.); 2:14, May 31 vs. Chicago (AL)  
 Largest Crowd, Home ..... 36,067 (five times), last: September 20 vs. Minnesota  
 Smallest Crowd, Home ..... 10,689, April 15 vs. Houston  
 Largest Crowd, Road ..... 45,312, August 11 at Toronto  
 Smallest Crowd, Road ..... 9,474, May 7 at Cleveland  
 Postponement, Rain, Home ..... None  
 Postponement, Rain, Road ..... None

## DESIGNATED HITTING STATISTICS

REVIEW

BATTER	AVG	G	AB	R	H	TB	2B	3B	HR	RBI	SH	SF	HP	BB	IBB	SO	SB	CS	DP	SLG	OBP
Callaspo,A	.167	9	30	3	5	8	0	0	1	4	0	1	0	4	0	8	0	0	1	.267	.257
Cespedes,Y	.226	27	106	10	24	46	5	1	5	15	0	0	0	8	2	30	0	1	3	.434	.281
Choice,M	.000	2	3	1	0	0	0	0	0	0	0	0	0	1	0	0	0	0	0	.000	.250
Crisp,C	.250	20	80	10	20	31	3	1	2	10	0	1	0	8	0	14	4	3	0	.388	.315
Donaldson,J	.333	2	9	1	3	3	0	0	0	3	0	0	0	0	0	1	0	0	0	.333	.333
Freiman,N	.241	13	29	3	7	11	1	0	1	5	0	0	0	7	0	4	0	0	2	.379	.389
Jaso,J	.200	17	50	7	10	12	2	0	0	3	0	0	0	10	0	15	0	0	0	.240	.333
Lowrie,J	.240	13	50	7	12	21	1	1	2	7	0	0	1	2	0	11	0	0	0	.420	.283
Montz,L	.192	11	26	2	5	11	3	0	1	5	0	1	0	1	0	8	0	0	0	.423	.214
Moss,B	.286	3	7	2	2	6	1	0	1	4	0	0	0	1	0	4	0	0	0	.857	.375
Norris,D	.429	2	7	1	3	3	0	0	0	0	0	0	0	0	0	3	1	0	0	.429	.429
Reddick,J	.000	1	1	0	0	0	0	0	0	0	0	0	0	0	0	1	0	0	0	.000	.000
Smith,S	.249	55	169	25	42	74	11	0	7	23	0	0	1	19	2	45	0	0	5	.438	.328
Sogard,E	.000	1	1	0	0	0	0	0	0	0	0	0	0	0	0	0	0	0	0	.000	.000
Vogt,S	.000	1	2	1	0	0	0	0	0	0	0	0	0	1	0	1	0	0	0	.000	.333
Weeks,J	.000	2	1	0	0	0	0	0	0	0	0	0	0	0	0	1	0	0	0	.000	.000
Wells,C	.000	1	1	0	0	0	0	0	0	0	0	0	0	0	0	0	0	0	0	.000	.000
Young,C	.143	7	14	3	2	2	0	0	0	0	0	0	0	4	0	4	0	1	1	.143	.333
<b>TOTALS</b>	<b>.230</b>		<b>586</b>	<b>76</b>	<b>135</b>	<b>228</b>	<b>27</b>	<b>3</b>	<b>20</b>	<b>79</b>	<b>0</b>	<b>3</b>	<b>2</b>	<b>66</b>	<b>4</b>	<b>150</b>	<b>5</b>	<b>5</b>	<b>12</b>	<b>.389</b>	<b>.309</b>

## PINCH HITTING STATISTICS

BATTER	AVG	G	AB	R	H	TB	2B	3B	HR	RBI	SH	SF	HP	BB	IBB	SO	SB	CS	DP	SLG	OBP
Barton,D	.000	2	2	0	0	0	0	0	0	0	0	0	0	0	0	0	0	0	0	.000	.000
Callaspo,A	.167	6	6	1	1	4	0	0	1	2	0	0	0	0	0	1	0	0	0	.667	.167
Cespedes,Y	.000	1	1	0	0	0	0	0	0	0	0	0	0	0	0	0	0	0	1	.000	.000
Choice,M	.000	2	2	0	0	0	0	0	0	0	0	0	0	0	0	1	0	0	0	.000	.000
Crisp,C	.500	3	2	0	1	1	0	0	0	0	0	0	0	1	1	0	0	0	0	.500	.667
Freiman,N	.190	23	21	1	4	5	1	0	0	3	0	0	1	0	0	5	0	0	1	.238	.227
Jaso,J	.182	14	11	3	2	5	0	0	1	3	0	0	0	3	0	3	0	0	0	.455	.357
Lowrie,J	.000	4	3	0	0	0	0	0	0	0	0	0	0	1	1	3	0	0	0	.000	.250
Montz,L	.200	5	5	0	1	1	0	0	0	0	0	0	0	0	0	2	0	0	0	.200	.200
Moss,B	.063	19	16	2	1	2	1	0	0	0	0	0	0	3	0	6	0	0	0	.125	.211
Norris,D	.200	18	15	3	3	12	0	0	3	5	0	0	0	3	0	0	0	0	0	.800	.333
Parrino,A	.000	3	3	0	0	0	0	0	0	0	0	0	0	0	0	0	0	0	0	.000	.000
Reddick,J	.000	2	2	0	0	0	0	0	0	0	0	0	0	0	0	2	0	0	0	.000	.000
Rosales,A	.000	13	11	0	0	0	0	0	0	0	1	0	0	1	0	5	0	0	1	.000	.083
Smith,S	.273	15	11	1	3	6	0	0	1	1	0	0	1	3	0	3	0	0	0	.545	.467
Sogard,E	.143	8	7	1	1	2	1	0	0	0	0	0	0	1	0	1	0	0	0	.286	.250
Taylor,M	.000	1	1	0	0	0	0	0	0	0	0	0	0	0	0	0	0	0	0	.000	.000
Vogt,S	.000	5	4	1	0	0	0	0	0	0	0	0	0	1	0	1	0	0	0	.000	.200
Weeks,J	.000	1	1	0	0	0	0	0	0	0	0	0	0	0	0	1	0	0	0	.000	.000
Wells,C	.000	2	2	0	0	0	0	0	0	0	0	0	0	0	0	0	0	0	0	.000	.000
Young,C	.231	18	13	2	3	3	0	0	0	3	0	0	0	4	0	7	1	0	0	.231	.412
<b>TOTALS</b>	<b>.144</b>	<b>95</b>	<b>139</b>	<b>15</b>	<b>20</b>	<b>41</b>	<b>3</b>	<b>0</b>	<b>6</b>	<b>17</b>	<b>1</b>	<b>0</b>	<b>2</b>	<b>21</b>	<b>2</b>	<b>41</b>	<b>1</b>	<b>0</b>	<b>3</b>	<b>.295</b>	<b>.265</b>

# BATTING WITH RISP

PLAYER	AVG	AB	H	2B	3B	HR	TOT		SP		MOB	BB	IBB	SO	SH	SF	GIDP
							RBI	HR	RBI	MISP							
Barton,D	.435	23	10	0	0	0	12	12	34	47	2	0	3	0	2	0	0
Callaspo,A	.293	41	12	2	0	0	15	14	52	82	4	0	6	0	1	3	0
Cespedes,Y	.258	128	33	6	4	3	44	36	159	225	13	5	23	0	3	1	0
Choice,M	.000	1	0	0	0	0	0	0	1	1	0	0	1	0	0	0	0
Colon,B	.000	2	0	0	0	0	0	0	2	3	0	0	1	0	0	0	0
Crisp,C	.271	96	26	3	1	3	43	40	154	207	23	3	10	1	8	3	0
Donaldson,J	.336	134	45	4	0	5	62	52	203	283	31	2	22	1	6	5	0
Freiman,N	.271	48	13	4	1	1	19	16	70	99	5	0	6	0	2	3	0
Green,G	.000	4	0	0	0	0	1	1	7	12	0	0	1	0	1	0	0
Jaso,J	.347	49	17	2	0	1	18	16	74	99	10	0	12	1	1	0	0
Lowrie,J	.300	130	39	13	0	5	58	49	173	245	16	3	22	1	4	9	0
Milone,T	.250	4	1	0	0	0	1	1	5	8	0	0	1	0	0	0	0
Montz,L	.100	10	1	1	0	0	3	3	12	18	0	0	3	0	1	0	0
Moss,B	.280	118	33	9	2	6	51	40	152	228	12	3	41	0	3	2	0
Norris,D	.263	57	15	1	0	2	18	14	86	126	11	1	17	1	2	3	0
Parrino,A	.154	13	2	1	0	0	1	1	15	19	0	0	3	0	0	0	0
Peterson,S	.000	2	0	0	0	0	1	1	4	5	1	0	1	0	0	0	0
Reddick,J	.276	98	27	10	0	3	41	36	136	189	13	1	24	0	7	2	0
Rosales,A	.105	38	4	1	0	0	4	4	56	76	5	1	9	2	0	2	0
Sizemore,S	.000	3	0	0	0	0	0	0	4	6	0	0	1	0	0	0	0
Smith,S	.273	88	24	7	0	2	30	25	126	176	17	4	22	0	0	4	0
Sogard,E	.239	88	21	1	1	1	29	27	121	177	9	2	14	1	4	1	0
Suzuki,K	.500	4	2	0	0	1	5	3	8	13	2	0	0	0	0	0	0
Taylor,M	.000	3	0	0	0	0	0	0	6	8	2	0	0	0	0	0	0
Vogt,S	.255	47	12	2	0	0	9	9	57	80	3	1	11	0	2	1	0
Weeks,J	.000	4	0	0	0	0	0	0	4	5	0	0	3	0	0	0	0
Wells,C	.000	2	0	0	0	0	0	0	3	3	0	0	0	0	0	0	0
Young,C	.200	90	18	4	0	4	32	23	119	175	10	3	26	0	2	4	0
<b>ATHLETICS</b>	<b>.268</b>	<b>1325</b>	<b>355</b>	<b>71</b>	<b>9</b>	<b>37</b>	<b>497</b>	<b>423</b>	<b>1843</b>	<b>2615</b>	<b>189</b>	<b>29</b>	<b>283</b>	<b>8</b>	<b>49</b>	<b>43</b>	<b>0</b>

# BATTING WITH THE BASES LOADED

PLAYER	AVG	AB	H	2B	3B	HR	TOT		SP		MOB	BB	IBB	SO	SH	SF	GIDP
							RBI	HR	RBI	MISP							
Barton,D	.000	3	0	0	0	0	0	0	6	9	0	0	2	0	0	0	0
Callaspo,A	.500	4	2	1	0	0	3	3	8	12	0	0	0	0	0	1	0
Cespedes,Y	.250	4	1	1	0	0	7	7	14	21	1	0	0	0	2	0	0
Crisp,C	.222	9	2	2	0	0	8	8	26	39	1	0	1	0	3	0	0
Donaldson,J	.667	12	8	1	0	1	16	14	26	39	0	0	0	0	1	0	0
Freiman,N	.300	10	3	0	0	0	4	4	20	30	0	0	2	0	0	1	0
Green,G	.000	1	0	0	0	0	1	1	4	6	0	0	1	0	1	0	0
Jaso,J	.286	7	2	0	0	0	5	5	16	24	0	0	4	0	1	0	0
Lowrie,J	.182	11	2	1	0	0	6	6	24	36	1	0	4	0	0	2	0
Milone,T	.000	1	0	0	0	0	0	0	2	3	0	0	0	0	0	0	0
Montz,L	.000	1	0	0	0	0	1	1	2	3	0	0	0	0	0	0	0
Moss,B	.375	8	3	0	0	0	8	8	20	30	1	0	0	0	1	1	0
Norris,D	.000	7	0	0	0	0	2	2	18	27	1	0	2	0	1	2	0
Peterson,S	.000	0	0	0	0	0	1	1	2	3	1	0	0	0	0	0	0
Reddick,J	.143	7	1	1	0	0	5	5	18	27	1	0	4	0	1	0	0
Rosales,A	.000	7	0	0	0	0	0	0	14	21	0	0	3	0	0	1	0
Sizemore,S	.000	1	0	0	0	0	0	0	2	3	0	0	0	0	0	0	0
Smith,S	.333	12	4	1	0	0	11	10	28	42	2	0	1	0	0	2	0
Sogard,E	.444	9	4	0	0	0	6	6	18	27	0	0	1	0	0	0	0
Suzuki,K	1.000	1	1	0	0	0	2	2	4	6	1	0	0	0	0	0	0
Vogt,S	.000	1	0	0	0	0	0	0	2	3	0	0	0	0	0	0	0
Young,C	.143	7	1	1	0	0	4	4	18	27	1	0	1	0	1	1	0
<b>ATHLETICS</b>	<b>.276</b>	<b>123</b>	<b>34</b>	<b>9</b>	<b>0</b>	<b>1</b>	<b>90</b>	<b>87</b>	<b>292</b>	<b>438</b>	<b>11</b>	<b>0</b>	<b>26</b>	<b>0</b>	<b>12</b>	<b>11</b>	<b>0</b>

# BATTING AND PITCHING BREAKDOWN

## BATTING

Total	AVG	G	AB	R	H	HR	RBI
Before ASB	.245	95	3239	429	793	98	402
After ASB	.267	67	2282	338	610	88	323
Home	.248	81	2706	353	670	83	331
Away	.260	81	2815	414	733	103	394
Day	.250	68	2305	300	577	75	285
Night	.257	94	3216	467	826	111	440
vs. Left	.258	-	1853	-	478	70	238
vs. Right	.252	-	3668	-	925	116	487
April	.253	28	984	158	249	28	147
May	.235	28	927	107	218	25	102
June	.260	27	944	123	245	33	113
July	.222	25	823	93	183	23	85
August	.262	27	903	124	237	35	122
September	.288	27	940	162	271	42	156
Baltimore	.228	7	232	26	53	6	25
Boston	.225	6	191	32	43	6	30
Chicago	.221	7	231	21	51	6	19
Cleveland	.216	7	227	19	49	5	18
Detroit	.285	7	246	42	70	8	41
Houston	.277	19	661	108	183	24	102
Kansas City	.265	6	196	27	52	7	27
Los Angeles	.253	19	692	99	175	17	92
Minnesota	.354	7	254	68	90	16	63
New York	.230	6	226	23	52	8	21
Seattle	.251	19	633	80	159	28	79
Tampa Bay	.208	6	183	15	38	5	15
Texas	.248	19	636	81	158	20	75
Toronto	.279	7	258	40	72	10	38
Chicago (NL)	.215	3	93	10	20	4	9
Cincinnati	.238	4	130	18	31	4	18
Milwaukee	.325	3	117	19	38	5	17
Pittsburgh	.146	3	89	4	13	1	4
San Francisco	.233	4	129	21	30	3	19
St. Louis	.268	3	97	14	26	3	13

## PITCHING

Total	ERA	W	L	INN	H	R	ER	HR
Before ASB	3.62	56	39	860.0	794	367	346	94
After ASB	3.47	40	27	592.0	545	258	228	69
Home	3.30	52	29	761.0	685	302	279	74
Away	3.84	44	37	691.0	654	323	295	89
Day	3.46	39	29	612.0	551	255	235	72
Night	3.63	57	37	840.0	788	370	339	91
Starter	3.72	72	48	976.2	911	442	404	122
Reliever	3.22	24	18	475.1	428	183	170	41
April	4.31	16	12	259.0	263	137	124	28
May	3.50	16	12	244.0	216	99	95	34
June	3.43	16	11	249.0	219	97	95	26
July	3.06	15	10	223.1	196	84	76	20
August	3.93	14	13	235.2	234	115	103	30
September	3.02	19	8	241.0	211	93	81	25
Baltimore	6.39	2	5	62.0	72	48	44	11
Boston	3.29	3	3	52.0	44	21	19	2
Chicago	2.43	5	2	63.0	46	18	17	5
Cleveland	4.27	2	5	59.0	61	33	28	12
Detroit	5.40	4	3	61.2	80	40	37	11
Houston	2.87	15	4	172.1	158	60	55	14
Kansas City	2.38	5	1	53.0	44	16	14	3
Los Angeles	3.72	11	8	179.0	166	84	74	20
Minnesota	3.19	6	1	62.0	55	23	22	8
New York	2.32	5	1	62.0	47	16	16	3
Seattle	4.03	8	11	167.1	142	75	75	25
Tampa Bay	3.53	3	3	51.0	49	22	20	4
Texas	3.70	10	9	168.0	156	75	69	21
Toronto	3.29	4	3	63.0	55	30	23	9
Chicago (NL)	3.33	2	1	27.0	27	10	10	2
Cincinnati	2.91	2	2	34.0	30	12	11	3
Milwaukee	2.28	2	1	27.2	25	7	7	1
Pittsburgh	2.42	2	1	26.0	24	7	7	1
San Francisco	3.60	3	1	35.0	33	15	14	3
St. Louis	4.00	2	1	27.0	25	13	12	5

REVIEW

## PLAYER TRANSACTIONS

- February 4 Jed Lowrie and Fernando Rodriguez acquired from the Houston Astros for Chris Carter, Brad Peacock and minor leaguer Max Stassi
- March 10 Jesse Chavez and Andrew Werner optioned to Sacramento; Michael Ynoa optioned to Beloit
- March 11 Arnold Leon optioned to Sacramento
- March 17 Grant Green and Michael Taylor optioned to Sacramento
- March 23 Nate Freiman claimed off waivers from the Houston Astros; Fernando Rodriguez placed on the 60-day disabled list (sprained right elbow)
- March 24 Shane Peterson and Jemile Weeks optioned to Sacramento
- March 26 Adam Rosales placed on the 15-day disabled list (strained left intercostal)
- March 29 Danny Otero claimed off waivers from New York (AL); Josh Stinson claimed off waivers from Milwaukee; Daric Barton and

### OPENING DAY ROSTER

- Pitchers (12):** Brett Anderson, Grant Balfour, Jerry Blevins, Ryan Cook, Sean Doolittle, A.J. Griffin, Tommy Milone, Pat Neshek, Jarrod Parker, Chris Resop, Evan Scribner, Dan Straily
- Catchers (2):** John Jaso, Derek Norris
- Infielders (6):** Josh Donaldson, Nate Freiman, Jed Lowrie, Brandon Moss, Scott Sizemore, Eric Sogard
- Outfielders (5):** Yoenis Céspedes, Coco Crisp, Josh Reddick, Seth Smith, Curt Young

- Travis Blackley designated for assignment; Jordan Norberto optioned to Sacramento
- March 30 Hiro Nakajima placed on the 15-day disabled list retroactive to March 27 (strained left hamstring); Pedro Figueroa and Andy Parrino optioned to Sacramento

## Player Transactions, continued

April 3	Will Harris claimed off waivers from Colorado and optioned to Sacramento; Josh Stinson designated for assignment	May 10	Jesse Chavez recalled from Sacramento; Evan Scribner optioned to Sacramento; Brett Anderson sent to Midland on a rehab assignment
April 4	Josh Stinson claimed off waivers by Baltimore; Daric Barton outrighted to Sacramento; Travis Blackley traded to Houston for minor league outfielder Jake Goebbert	May 14	Michael Taylor optioned to Sacramento
April 5	Stephen Vogt acquired from Tampa Bay for a player to be named later or cash considerations and optioned to Sacramento; Danny Otero designated for assignment	May 15	Coco Crisp reinstated from the disabled list
April 6	Bartolo Colón reinstated from the suspended list; Dan Straily optioned to Sacramento; Will Harris claimed off waivers by Arizona	May 16	Chris Young sent to Sacramento on a rehab assignment
April 7	Danny Otero outrighted to Sacramento	May 17	Hideki Okajima selected from Sacramento; Chris Resop designated for assignment
April 10	Scott Sizemore placed on the 15-day disabled list (sprained left knee); Andy Parrino recalled from Sacramento	May 18	Chris Young reinstated from the disabled list; Daric Barton designated for assignment
April 13	Yoenis Céspedes placed on the 15-day disabled list (strained muscle in left hand); Michael Taylor recalled from Sacramento	May 20	Chris Resop outrighted to Sacramento
April 16	Brandon Moss placed on the paternity list; Shane Peterson recalled from Sacramento	May 21	Daric Barton outrighted to Sacramento
April 17	Adam Rosales sent to Stockton on a rehab assignment	May 23	Hiro Nakajima reinstated from the disabled list and optioned to Sacramento
April 18	Shane Peterson optioned to Sacramento	May 27	Josh Reddick sent to Stockton on a rehab assignment
April 19	Brandon Moss reinstated from the paternity list	May 28	Josh Reddick transferred to Sacramento on rehab
April 20	Jesse Chavez recalled from Sacramento; Evan Scribner optioned to Sacramento	May 29	Brett Anderson returned from rehab assignment
April 21	Adam Rosales transferred to Sacramento on rehab	May 31	Josh Reddick reinstated from the disabled list; Luke Montz optioned to Sacramento
April 22	Casper Wells acquired from Toronto for cash considerations; Scott Sizemore transferred to the 60-day disabled list	June 9	Vinnie Catricala acquired from the Seattle Mariners for a PTBNL or cash and optioned to Midland
April 23	Michael Taylor optioned to Sacramento	June 14	Dan Otero selected from Sacramento; Hideki Okajima optioned to Sacramento; Brett Anderson transferred to the 60-day DL
April 25	Adam Rosales reinstated from the disabled list; Andy Parrino optioned to Sacramento; Yoenis Céspedes sent to Sacramento on a rehab assignment	June 23	Dan Straily optioned to Sacramento
April 28	Yoenis Céspedes reinstated from the disabled list; Casper Wells designated for assignment	June 25	Stephen Vogt recalled from Sacramento
April 29	Dan Straily recalled from Sacramento; Jesse Chavez optioned to Sacramento; Casper Wells traded to the Chicago White Sox for cash considerations	July 4	Dan Straily recalled from Sacramento; Stephen Vogt optioned to Sacramento
April 30	Evan Scribner recalled from Sacramento; Dan Straily optioned to Sacramento	July 8	Grant Green recalled from Sacramento; Adam Rosales designated for assignment
May 1	Coco Crisp placed on the 15-day disabled list retroactive to April 30 (strained left hamstring); Brett Anderson placed on the 15-day disabled list (sprained right ankle); Luke Montz selected from Sacramento; Dan Straily recalled from Sacramento	July 10	Sonny Gray selected from Sacramento; Dan Straily optioned to Sacramento
May 3	Hiro Nakajima sent to Sacramento on a rehab assignment	July 12	Adam Rosales outrighted to Sacramento
May 4	Chris Young placed on the 15-day disabled list retroactive to April 30 (strained left quad); Michael Taylor recalled from Sacramento	July 19	Sonny Gray optioned to Sacramento
May 8	Josh Reddick placed on the 15-day disabled list retroactive to May 7 (sprained right wrist); Daric Barton selected from Sacramento; Jordan Norberto released	July 20	Dan Straily recalled from Sacramento
		July 23	Grant Green optioned to Sacramento
		July 24	Adam Rosales selected from Sacramento; Vinnie Catricala designated for assignment
		July 25	John Jaso placed on 7-day disabled list (concussion); Stephen Vogt recalled from Sacramento; Vinnie Catricala outrighted to Midland
		July 30	Alberto Callaspo acquired from the Los Angeles Angels for minor league infielder Grant Green
		July 31	Adam Rosales designated for assignment
		August 2	Adam Rosales claimed off waivers by the Texas Rangers
		August 3	Evan Scribner recalled from Sacramento; Tommy Milone optioned to Sacramento
		August 8	Adam Rosales claimed off waivers from the Texas Rangers; John Jaso transferred to 15-day DL
		August 9	Evan Scribner optioned to Sacramento
		August 10	Sonny Gray recalled from Sacramento; Adam Rosales designated for assignment
		August 12	Adam Rosales claimed off waivers by the Texas Rangers
		August 16	Hiro Nakajima outrighted to Sacramento



August 17	Brett Anderson sent to Sacramento on a rehab assignment	Oct. 1	John Jaso reinstated from the disabled list
August 18	Bartolo Colón placed on the 15-day disabled list retroactive to August 14 (strained left groin); Tommy Milone recalled from Sacramento	Oct. 31	Grant Balfour and Bartolo Colón elected free agency
August 22	Brett Anderson transferred to Stockton on rehab	Nov. 1	Kurt Suzuki and Chris Young elected free agency
August 23	Kurt Suzuki and cash considerations acquired from the Washington Nationals for Dakota Bacus; Derek Norris placed on the 15-day disabled list retroactive to August 21 (fractured left big toe)	Nov. 4	Fernando Rodriguez and Scott Sizemore reinstated from the disabled list
August 26	Josh Reddick placed on the 15-day disabled list (sprained right wrist); Pat Neshek designated for assignment; Evan Scribner recalled from Sacramento; Daric Barton selected from Sacramento	Nov. 5	Pat Neshek elected free agency
August 28	Brett Anderson reinstated from the disabled list; Tommy Milone optioned to Stockton; Pat Neshek outrighted to Sacramento	Nov. 13	Nick Punto agrees to terms on a one-year contract with a vesting option for 2015
August 29	Bartolo Colón reinstated from the disabled list; Evan Scribner optioned to Sacramento	Nov. 20	Raul Alcantara selected from Stockton; Scott Sizemore outrighted to Sacramento
August 31	Derek Norris sent to Sacramento on a rehab assignment	Nov. 25	Fernando Abad acquired from Washington for minor leaguer John Wooten
Sept. 1	Pedro Figueroa, Andy Parrino and Jemile Weeks recalled from Sacramento; Michael Choice selected from Sacramento; Luke Montz designated for assignment	Dec. 2	Jim Johnson acquired from Baltimore for Jemile Weeks and a player to be named later (minor league C David Freitas Dec. 12)
Sept. 3	Tommy Milone recalled from Stockton; Evan Scribner recalled from Sacramento; Pat Neshek selected from Sacramento; Hideki Okajima designated for assignment; Luke Montz released	Dec. 3	Craig Gentry and Josh Lindblom acquired from Texas for Michael Choice and minor leaguer Chris Bostick; Luke Gregerson acquired from San Diego for Seth Smith
Sept. 5	Derek Norris reinstated from the disabled list	Dec. 4	Free agent Scott Kazmir agrees to terms on a two-year contract; Andrew Werner designated for assignment
Sept. 7	Hideki Okajima outrighted to Sacramento	Dec. 10	Drew Pomeranz and minor leaguer Chris Jensen acquired from Colorado for Brett Anderson and cash considerations
Sept. 10	Josh Reddick reinstated from the disabled list	Dec. 11	Minor leaguer Billy Burns acquired from Washington for Jerry Blevins
		Dec. 12	Andrew Werner outrighted to Sacramento
		Dec. 19	Corey Brown acquired from Washington for cash considerations
		Dec. 20	Chris Gimenez claimed off waivers from Tampa Bay; Pedro Figueroa released
		Jan. 22	Eric O'Flaherty agrees to terms on a two-year contract; Corey Brown designated for assignment
		Jan. 29	Corey Brown outrighted to Sacramento

### A'S STARTS IN THE BATTING ORDER, 2013

PLAYER	1	2	3	4	5	6	7	8	9
Barton	-	1	-	-	-	3	12	8	6
Callaspo	3	-	-	-	7	14	13	4	1
Céspedes	-	-	35	72	25	1	-	-	-
Choice	-	-	-	-	-	-	-	2	2
Crisp	127	-	-	-	-	-	-	-	-
Donaldson	-	23	30	24	29	38	7	7	-
Freiman	-	-	-	-	26	9	7	6	2
Green	-	-	-	-	-	-	-	3	2
Jaso	14	28	-	-	2	7	4	-	-
Lowrie	5	48	68	21	6	1	1	-	-
Montz	-	-	-	-	2	2	1	2	1
Moss	-	-	1	42	48	10	8	6	-
Norris	-	7	-	-	9	10	14	27	6
Parrino	-	-	-	-	-	-	-	-	7
Peterson	-	-	-	-	-	-	-	1	1
Reddick	-	2	14	-	4	24	49	15	-
Rosales	5	1	-	-	-	-	-	7	21
Sizemore	-	-	-	-	-	-	-	-	2
Smith	-	25	12	3	2	20	19	15	1
Sogard	-	9	-	-	-	-	1	26	74
Suzuki	-	-	-	-	-	1	-	3	5
Taylor	-	-	-	-	-	-	-	1	5
Vogt	-	-	-	-	-	-	3	21	16
Wells	-	-	-	-	-	-	-	1	-
Young	8	18	2	-	2	22	23	7	-

# STATS AT THE ALL-STAR BREAK

PLAYER	AVG	G	AB	R	H	TB	2B	3B	HR	RBI	SH	SF	HP	BB	IBB	SO	SB	CS	GI			E	SLG	OBP
																			DP	DP	DP			
Barton,D	.143	8	21	3	3	6	0	0	1	3	0	0	1	1	0	7	0	0	0	0	0	.286	.217	
Cespedes,Y	.225	79	307	46	69	129	11	2	15	43	0	3	4	27	4	80	5	6	5	1	4.20	.293		
Crisp,C	.263	73	285	48	75	118	14	1	9	35	1	5	0	38	2	35	14	4	5	0	.414	.345		
Donaldson,	.310	93	345	50	107	180	23	1	16	61	0	5	1	40	1	65	2	2	10	8	.522	.379		
+Freiman,N	.262	49	122	7	32	46	6	1	2	17	0	1	1	8	0	20	0	0	4	1	.377	.311		
+Green,G	.000	3	9	0	0	0	0	0	0	0	0	0	0	0	0	5	0	0	0	2	.000	.000		
Jaso,J	.269	65	197	30	53	70	11	0	2	20	1	1	2	32	0	43	2	1	3	3	.355	.375		
Lowrie,J	.295	89	342	41	101	145	23	0	7	37	1	2	2	36	1	52	1	0	8	13	.424	.364		
+Montz,L	.179	13	28	2	5	11	3	0	1	5	0	1	0	1	0	8	0	0	0	0	.393	.200		
Moss,B	.228	87	267	40	61	123	8	3	16	44	0	2	4	29	1	93	2	1	2	4	.461	.311		
Norris,D	.208	66	183	27	38	63	10	0	5	20	1	2	2	30	1	49	3	0	4	1	.344	.323		
Parrino,A	.125	9	24	1	3	4	1	0	0	0	0	0	0	2	0	8	0	0	1	1	.167	.192		
+Peterson,S	.143	2	7	1	1	1	0	0	0	1	0	0	0	1	0	3	0	0	0	0	.143	.250		
Reddick,J	.218	65	220	28	48	76	12	2	4	32	1	3	1	26	0	47	6	0	3	3	.345	.300		
Rosales,A	.200	48	130	11	26	43	5	0	4	8	4	0	4	9	1	30	0	0	4	6	.331	.273		
Sizemore,S	.167	2	6	0	1	2	1	0	0	0	0	0	0	0	0	2	0	0	0	0	.333	.167		
Smith,S	.267	77	273	35	73	111	20	0	6	32	0	0	2	26	4	69	0	0	9	0	.407	.336		
Sogard,E	.255	76	208	28	53	72	14	1	1	13	1	1	4	19	2	29	7	4	2	4	.346	.328		
+Taylor,M	.043	9	23	0	1	1	0	0	0	0	0	0	0	2	0	5	0	0	1	0	.043	.120		
+Vogt,S	.154	4	13	1	2	5	0	0	1	2	0	1	0	0	0	1	0	0	0	0	.385	.143		
Wells,C	.000	3	5	0	0	0	0	0	0	0	0	0	0	0	0	1	0	0	0	0	.000	.000		
Young,C	.190	60	205	28	39	75	10	1	8	28	0	1	1	23	2	55	6	2	4	2	.366	.274		
PITCHERS	.105	95	19	2	2	2	0	0	0	1	0	0	0	2	0	9	0	0	1	4	.105	.190		
<b>OAKLAND</b>	<b>.245</b>	<b>95</b>	<b>3239</b>	<b>429</b>	<b>7931283</b>	<b>172</b>	<b>12</b>	<b>98</b>	<b>402</b>	<b>10</b>	<b>28</b>	<b>29</b>	<b>352</b>	<b>19</b>	<b>716</b>	<b>48</b>	<b>20</b>	<b>66</b>	<b>53</b>	<b>.396</b>	<b>.322</b>			
<b>OPPONENT</b>	<b>.243</b>	<b>95</b>	<b>3271</b>	<b>367</b>	<b>7941253</b>	<b>145</b>	<b>16</b>	<b>94</b>	<b>356</b>	<b>18</b>	<b>29</b>	<b>24</b>	<b>231</b>	<b>16</b>	<b>650</b>	<b>54</b>	<b>15</b>	<b>62</b>	<b>46</b>	<b>.383</b>	<b>.295</b>			

PITCHER	W	L	ERA	G	GS	CG	GFSHO	SV	IP	H	R	ER	HR	HB	BB	IBB	SO	WP	BK	AVG	
																					OPP
Anderson,	1	4	6.21	6	5	0	0	0	29.0	32	22	20	3	0	15	1	29	0	0	.276	
Balfour,G	0	1	1.63	40	0	0	33	0	25	38.2	27	7	7	4	0	13	2	41	3	0	.193
Blevins,J	5	0	3.44	41	0	0	8	0	0	36.2	33	15	14	4	4	11	2	31	1	0	.243
Chavez,J	1	2	2.97	18	0	0	13	0	1	33.1	26	12	11	2	3	9	1	26	4	0	.210
Colon,B	12	3	2.70	19	19	2	0	2	0	126.2	126	38	38	9	0	15	0	70	1	0	.262
Cook,R	2	2	2.38	41	0	0	9	0	1	41.2	34	13	11	0	2	13	0	39	3	0	.218
Doolittle	3	3	3.51	42	0	0	4	0	0	41.0	33	16	16	3	1	7	1	35	0	0	.219
+Gray,S	0	0	0.00	1	0	0	0	0	0	2.0	1	0	0	0	0	0	0	3	0	0	.143
Griffin,A	8	6	3.68	19	19	1	0	1	0	122.1	109	53	50	18	1	28	1	94	7	0	.234
Milone,T	8	8	4.24	19	19	0	0	0	0	116.2	120	60	55	19	1	28	2	87	1	0	.260
Neshek,P	2	1	2.86	31	0	0	9	0	0	28.1	31	11	9	2	0	11	2	22	1	0	.274
Okajima,H	0	0	2.25	5	0	0	0	0	0	4.0	7	1	1	1	0	2	2	1	1	0	.368
+Otero,D	1	0	3.00	9	0	0	4	0	0	9.0	12	3	3	0	0	0	0	6	0	0	.324
Parker,J	6	6	3.95	19	19	0	0	0	0	114.0	98	53	50	16	6	38	1	77	5	0	.235
Resop,C	1	1	6.00	18	0	0	5	0	0	18.0	22	13	12	3	2	10	1	13	2	0	.293
Scribner,	0	0	5.30	12	0	0	7	0	0	18.2	19	11	11	3	0	5	0	10	1	0	.247
+Straily,D	6	2	4.28	14	14	0	0	0	0	80.0	64	39	38	7	4	26	0	66	4	0	.217
<b>OAKLAND</b>	<b>56</b>	<b>39</b>	<b>3.62</b>	<b>95</b>	<b>95</b>	<b>3</b>	<b>92</b>	<b>8</b>	<b>27</b>	<b>860.0</b>	<b>794</b>	<b>367</b>	<b>346</b>	<b>94</b>	<b>24</b>	<b>231</b>	<b>16</b>	<b>650</b>	<b>34</b>	<b>0</b>	<b>.243</b>
<b>OPPONENTS</b>	<b>39</b>	<b>56</b>	<b>4.25</b>	<b>95</b>	<b>95</b>	<b>2</b>	<b>93</b>	<b>6</b>	<b>21</b>	<b>855.2</b>	<b>793</b>	<b>429</b>	<b>404</b>	<b>98</b>	<b>29</b>	<b>352</b>	<b>19</b>	<b>716</b>	<b>36</b>	<b>5</b>	<b>.245</b>

# STATS AFTER THE ALL-STAR BREAK

PLAYER	AVG	G	AB	R	H	TB	2B	3B	HR	RBI	SH	SF	HP	BB	IBB	SO	SB	CS	DP	GI		
																				E	SLG	OBP
Barton,D	.301	29	83	12	25	33	2	0	2	13	0	2	0	12	0	11	0	0	1	1	.398	.381
Callaspo,A	.270	50	159	20	43	65	7	0	5	22	0	1	1	19	0	25	0	0	4	5	.409	.350
Cespedes,Y	.261	56	222	28	58	105	10	2	11	37	0	0	1	10	1	57	2	1	3	3	.473	.296
+Choice,M	.278	9	18	2	5	6	1	0	0	0	0	0	1	0	6	0	0	0	0	0	.333	.316
Crisp,C	.259	58	228	45	59	110	8	2	13	31	1	3	0	23	1	30	7	1	2	0	.482	.323
Donaldson,	.286	65	234	39	67	109	14	2	8	32	1	1	5	36	1	45	3	0	5	8	.466	.391
+Freiman,N	.294	31	68	3	20	28	2	0	2	7	0	1	1	6	0	11	0	0	4	0	.412	.355
+Green,G	.000	2	6	0	0	0	0	0	0	1	0	1	0	0	0	1	0	0	0	0	.000	.000
Jaso,J	.300	5	10	1	3	7	1	0	1	1	0	0	0	6	0	2	0	0	2	0	.700	.563
Lowrie,J	.284	65	261	39	74	124	22	2	8	38	2	2	0	14	2	39	0	0	9	5	.475	.318
Moss,B	.296	58	179	33	53	110	15	0	14	43	0	1	2	21	2	47	2	1	2	4	.615	.374
Norris,D	.333	32	81	14	27	45	6	0	4	10	0	0	2	7	0	22	2	0	1	2	.556	.400
Parrino,A	.100	5	10	1	1	2	1	0	0	1	0	0	0	0	0	4	0	0	0	0	.200	.100
Reddick,J	.236	49	165	26	39	70	7	0	8	24	0	4	1	20	1	39	3	2	1	2	.424	.316
Rosales,A	.000	3	6	0	0	0	0	0	0	0	0	0	0	1	0	1	0	0	0	1	.000	.143
Smith,S	.211	40	95	14	20	33	7	0	2	8	0	0	1	13	0	25	0	0	1	0	.347	.312
Sogard,E	.281	54	160	17	45	62	10	2	1	22	5	3	1	8	0	22	3	1	2	5	.388	.314
Suzuki,K	.303	15	33	6	10	18	2	0	2	7	0	0	0	2	0	3	0	0	0	1	.545	.343
+Vogt,S	.262	43	122	17	32	49	6	1	3	14	2	1	0	9	1	27	0	1	2	1	.402	.311
Weeks,J	.111	8	9	3	1	1	0	0	0	0	0	0	0	0	5	0	0	0	0	0	.111	.111
Young,C	.215	47	130	18	28	52	8	2	4	12	0	1	1	13	1	38	4	1	3	0	.400	.290
PITCHERS	.000	67	3	0	0	0	0	0	0	0	0	0	0	0	2	0	0	0	0	6	.000	.000
<b>OAKLAND</b>	<b>.267</b>	<b>67</b>	<b>2282</b>	<b>338</b>	<b>610</b>	<b>1029</b>	<b>129</b>	<b>13</b>	<b>88</b>	<b>323</b>	<b>11</b>	<b>21</b>	<b>16</b>	<b>221</b>	<b>10</b>	<b>462</b>	<b>26</b>	<b>8</b>	<b>42</b>	<b>44</b>	<b>.451</b>	<b>.334</b>
<b>OPPONENT</b>	<b>.241</b>	<b>67</b>	<b>2258</b>	<b>258</b>	<b>545</b>	<b>842</b>	<b>84</b>	<b>3</b>	<b>69</b>	<b>245</b>	<b>17</b>	<b>13</b>	<b>11</b>	<b>197</b>	<b>7</b>	<b>533</b>	<b>33</b>	<b>12</b>	<b>34</b>	<b>38</b>	<b>.373</b>	<b>.303</b>

PITCHER	W	L	ERA	G	GS	CG	GFSHO	SV	IP	H	R	ER	HR	HB	BB	IBB	SO	WP	BK	AVG	OPP
																					AVG
Anderson,	0	0	5.74	10	0	0	4	0	3	15.2	19	10	10	2	0	6	0	17	0	0	.306
Balfour,G	1	2	4.13	25	0	0	22	0	13	24.0	21	13	11	3	0	14	0	31	6	0	.226
Blevins,J	0	0	2.70	26	0	0	6	0	0	23.1	14	8	7	3	0	6	0	21	1	0	.175
Chavez,J	1	2	5.25	17	0	0	3	0	0	24.0	24	15	14	1	0	11	3	29	1	0	.258
Colon,B	6	3	2.54	11	11	1	0	1	0	63.2	67	22	18	5	0	14	0	47	0	0	.268
Cook,R	4	2	2.81	30	0	0	4	0	1	25.2	28	9	8	2	2	12	1	28	4	0	.267
Doolittle	2	2	2.57	28	0	0	7	0	2	28.0	20	8	8	1	1	6	0	25	2	0	.206
+Figueroa,	0	0	12.00	5	0	0	1	0	0	3.0	6	4	4	2	0	3	0	3	0	0	.400
+Gray,S	5	3	2.76	11	10	0	0	0	0	62.0	50	22	19	4	0	20	0	64	2	1	.216
Griffin,A	6	4	4.06	13	13	0	0	0	0	77.2	62	38	35	18	3	26	1	77	0	0	.213
Milone,T	4	1	3.86	9	7	1	0	0	0	39.2	40	23	17	6	1	11	0	39	0	0	.252
Neshek,P	0	0	4.50	14	0	0	8	0	0	12.0	9	6	6	4	0	4	0	7	0	0	.196
+Otero,D	1	0	0.90	24	0	0	4	0	0	30.0	30	4	3	0	0	6	1	21	0	0	.261
Parker,J	6	2	4.01	13	13	1	0	0	0	83.0	80	39	37	9	1	25	1	57	2	0	.251
Scribner,	0	0	2.25	6	0	0	5	0	0	8.0	7	2	2	0	0	2	0	9	1	0	.233
+Straily,D	4	6	3.61	13	13	0	0	0	0	72.1	68	35	29	9	3	31	0	58	3	0	.250
<b>OAKLAND</b>	<b>40</b>	<b>27</b>	<b>3.47</b>	<b>67</b>	<b>67</b>	<b>3</b>	<b>64</b>	<b>5</b>	<b>19</b>	<b>592.0</b>	<b>545</b>	<b>258</b>	<b>228</b>	<b>69</b>	<b>11</b>	<b>197</b>	<b>7</b>	<b>533</b>	<b>22</b>	<b>1</b>	<b>.241</b>
<b>OPPONENTS</b>	<b>27</b>	<b>40</b>	<b>4.85</b>	<b>67</b>	<b>67</b>	<b>3</b>	<b>64</b>	<b>4</b>	<b>16</b>	<b>583.0</b>	<b>610</b>	<b>338</b>	<b>314</b>	<b>88</b>	<b>16</b>	<b>221</b>	<b>10</b>	<b>462</b>	<b>20</b>	<b>2</b>	<b>.267</b>

REVIEW

# APRIL STATISTICS

PLAYER	AVG	G	AB	R	H	TB	2B	3B	HR	RBI	SH	SF	HP	BB	IBB	SO	SB	CS	GI			E	SLG	OBP
																			DP	DP	DP			
Cespedes,Y	.228	14	57	11	13	29	2	1	4	14	0	2	0	7	1	19	0	1	0	0	0	.509	.303	
Crisp,C	.283	24	99	24	28	55	10	1	5	12	1	0	0	17	1	7	8	1	2	0	.556	.388		
Donaldson,	.314	27	102	14	32	50	10	1	2	20	0	1	0	13	0	15	2	1	6	3	.490	.388		
+Freiman,N	.148	13	27	2	4	8	1	0	1	5	0	1	0	4	0	5	0	0	0	0	.296	.250		
Jaso,J	.275	23	80	10	22	29	4	0	1	11	1	0	0	8	0	16	0	0	1	2	.363	.341		
Lowrie,J	.333	26	102	18	34	54	11	0	3	15	0	0	0	13	0	19	0	0	2	5	.529	.409		
Moss,B	.295	24	88	17	26	42	2	1	4	19	0	0	1	14	0	29	1	0	1	2	.477	.398		
Norris,D	.283	18	46	13	13	17	4	0	0	4	0	1	2	12	0	11	2	0	1	0	.370	.443		
Parrino,A	.125	9	24	1	3	4	1	0	0	0	0	0	2	0	8	0	0	1	1	.167	.192			
+Peterson,S	.143	2	7	1	1	1	0	0	0	1	0	0	0	1	0	3	0	0	0	0	.143	.250		
Reddick,J	.139	24	79	9	11	19	5	0	1	13	0	2	1	9	0	22	5	0	2	2	.241	.231		
Rosales,A	.222	6	18	3	4	5	1	0	0	1	2	0	1	2	1	3	0	0	1	1	.278	.333		
Sizemore,S	.167	2	6	0	1	2	1	0	0	0	0	0	0	0	2	0	0	0	0	0	.333	.167		
Smith,S	.321	23	81	13	26	42	7	0	3	16	0	0	2	11	2	19	0	0	4	0	.519	.415		
Sogard,E	.246	24	69	10	17	21	2	1	0	2	0	0	2	5	0	10	2	1	2	1	.304	.316		
+Taylor,M	.000	3	6	0	0	0	0	0	0	0	0	0	0	0	0	0	0	0	0	0	.000	.000		
Wells,C	.000	3	5	0	0	0	0	0	0	0	0	0	0	0	0	1	0	0	0	0	.000	.000		
Young,C	.172	23	87	12	15	34	5	1	4	15	0	1	1	12	1	20	5	0	3	1	.391	.277		
Anderson,B	.000	6	0	0	0	0	0	0	0	0	0	0	0	0	0	0	0	0	0	0	.000	.000		
Balfour,G	.000	11	0	0	0	0	0	0	0	0	0	0	0	0	0	0	0	0	0	0	.000	.000		
Blevins,J	.000	14	1	0	0	0	0	0	0	0	0	0	0	0	0	1	0	0	0	0	.000	.000		
Chavez,J	.000	3	0	0	0	0	0	0	0	0	0	0	0	0	0	0	0	0	0	0	.000	.000		
Colon,B	.000	5	0	0	0	0	0	0	0	0	0	0	0	0	0	0	0	0	0	0	.000	.000		
Cook,R	.000	12	0	0	0	0	0	0	0	0	0	0	0	0	0	0	0	0	0	0	.000	.000		
Doolittle	.000	12	0	0	0	0	0	0	0	0	0	0	0	0	0	0	0	0	0	0	.000	.000		
Griffin,A	.000	5	0	0	0	0	0	0	0	0	0	0	0	0	0	0	0	0	0	0	.000	.000		
Milone,T	.000	5	0	0	0	0	0	0	0	0	0	0	0	0	0	0	0	0	0	0	.000	.000		
Neshek,P	.000	13	0	0	0	0	0	0	0	0	0	0	0	0	0	0	0	0	0	0	.000	.000		
Parker,J	.000	6	0	0	0	0	0	0	0	0	0	0	0	0	0	0	0	0	0	0	.000	.000		
Resop,C	.000	14	0	0	0	0	0	0	0	0	0	0	0	0	0	0	0	0	0	0	.000	.000		
Scribner,E	.000	9	0	0	0	0	0	0	0	0	0	0	0	0	0	0	0	0	0	0	.000	.000		
+Straily,D	.000	2	0	0	0	0	0	0	0	0	0	0	0	0	0	0	0	0	0	0	.000	.000		
PITCHERS	.000	28	1	0	0	0	0	0	0	0	0	0	0	0	1	0	0	0	0	0	.000	.000		
<b>OAKLAND</b>	<b>.254</b>	<b>28</b>	<b>984</b>	<b>158</b>	<b>250</b>	<b>412</b>	<b>66</b>	<b>6</b>	<b>28</b>	<b>148</b>	<b>4</b>	<b>8</b>	<b>10</b>	<b>130</b>	<b>6</b>	<b>210</b>	<b>25</b>	<b>4</b>	<b>26</b>	<b>18</b>	<b>.419</b>	<b>.345</b>		
<b>OPPONENT</b>	<b>.260</b>	<b>28</b>	<b>1011</b>	<b>137</b>	<b>263</b>	<b>415</b>	<b>54</b>	<b>7</b>	<b>28</b>	<b>132</b>	<b>5</b>	<b>11</b>	<b>8</b>	<b>83</b>	<b>3</b>	<b>210</b>	<b>19</b>	<b>2</b>	<b>19</b>	<b>17</b>	<b>.410</b>	<b>.318</b>		

PITCHER	W	L	ERA	G	GS	CG	GFSHO	SV	IP	H	R	ER	HR	HB	BB	IBB	SO	WP	BK	AVG	
																					AVG
Anderson,	1	4	6.21	6	5	0	0	0	29.0	32	22	20	3	0	15	1	29	0	0	.276	
Balfour,G	0	0	2.25	11	0	0	8	0	3	12.0	10	3	3	2	0	5	1	10	1	.227	
Blevins,J	2	0	1.65	14	0	0	3	0	16.1	10	3	3	1	0	1	0	16	0	0	.175	
Chavez,J	0	0	6.23	3	0	0	3	0	4.1	7	4	3	0	1	0	3	2	0	0	.350	
Colon,B	3	0	3.38	5	5	1	0	1	32.0	32	12	12	2	0	1	0	20	0	0	.262	
Cook,R	1	0	2.08	12	0	0	3	0	13.0	7	4	3	0	1	6	0	14	1	0	.156	
Doolittle	1	0	1.59	12	0	0	0	0	11.1	5	2	2	0	3	0	12	0	0	0	.128	
Griffin,A	2	2	4.65	5	5	0	0	0	31.0	29	18	16	5	1	10	0	23	1	0	.244	
Milone,T	3	2	3.38	5	5	0	0	0	32.0	33	15	12	3	1	6	0	26	0	0	.262	
Neshek,P	0	0	3.18	13	0	0	1	0	11.1	13	6	4	1	0	7	0	8	1	0	.277	
Parker,J	1	4	7.36	6	6	0	0	0	29.1	43	25	24	4	3	16	1	18	4	0	.350	
Resop,C	1	0	4.26	14	0	0	4	0	12.2	16	7	6	1	1	7	0	8	2	0	.296	
Scribner,	0	0	5.40	9	0	0	5	0	13.1	14	8	8	2	0	4	0	6	0	0	.259	
+Straily,D	1	0	6.35	2	2	0	0	0	11.1	12	8	8	2	1	1	0	17	0	0	.267	
<b>OAKLAND</b>	<b>16</b>	<b>12</b>	<b>4.31</b>	<b>28</b>	<b>28</b>	<b>1</b>	<b>27</b>	<b>1</b>	<b>3</b>	<b>259.0</b>	<b>263</b>	<b>137</b>	<b>124</b>	<b>28</b>	<b>8</b>	<b>83</b>	<b>3</b>	<b>210</b>	<b>12</b>	<b>0</b>	<b>.260</b>
<b>OPPONENTS</b>	<b>12</b>	<b>16</b>	<b>5.06</b>	<b>28</b>	<b>28</b>	<b>0</b>	<b>28</b>	<b>3</b>	<b>6</b>	<b>256.0</b>	<b>250</b>	<b>158</b>	<b>144</b>	<b>28</b>	<b>10</b>	<b>130</b>	<b>6</b>	<b>210</b>	<b>13</b>	<b>2</b>	<b>.254</b>

# MAY STATISTICS

PLAYER	AVG	G	AB	R	H	TB	2B	3B	HR	RBI	SH	SF	HP	BB	IBB	SO	SB	CS	DP	GI			E	SLG	OBP
																				DP	CS	SB			
Barton,D	.143	8	21	3	3	6	0	0	1	3	0	0	1	1	0	7	0	0	0	0	0	.286	.217		
Cespedes,Y	.220	28	109	15	24	46	5	1	5	14	0	1	2	9	1	22	2	3	2	0	.422	.289			
Crisp,C	.283	14	53	10	15	18	3	0	0	9	0	3	0	9	0	8	3	1	0	0	.340	.369			
Donaldson,	.330	28	100	16	33	59	8	0	6	13	0	1	1	12	1	24	0	0	1	2	.590	.404			
+Freiman,N	.351	14	37	3	13	19	3	0	1	9	0	0	1	3	0	9	0	0	1	1	.514	.415			
Jaso,J	.235	21	51	6	12	15	3	0	0	3	0	0	1	10	0	15	0	0	1	0	.294	.371			
Lowrie,J	.258	25	93	4	24	29	5	0	0	8	1	1	2	11	0	13	1	0	1	2	.312	.346			
+Montz,L	.179	13	28	2	5	11	3	0	1	5	0	1	0	1	0	8	0	0	0	0	.393	.200			
Moss,B	.153	27	72	8	11	24	2	1	3	7	0	1	3	8	1	30	0	0	0	2	.333	.262			
Norris,D	.164	23	73	8	12	22	4	0	2	6	1	1	0	10	0	25	1	0	1	0	.301	.262			
Reddick,J	.250	6	16	2	4	6	2	0	0	2	0	0	0	5	0	3	0	0	0	0	.375	.429			
Rosales,A	.206	24	68	4	14	26	3	0	3	5	1	0	3	6	0	14	0	0	2	4	.382	.299			
Smith,S	.253	24	91	13	23	36	7	0	2	8	0	0	0	8	1	25	0	0	1	0	.396	.313			
Sogard,E	.302	20	53	7	16	20	4	0	0	4	0	0	1	3	1	6	0	0	0	1	.377	.351			
+Taylor,M	.059	6	17	0	1	1	0	0	0	0	0	0	0	2	0	5	0	0	1	0	.059	.158			
Young,C	.195	11	41	6	8	12	1	0	1	6	0	0	0	3	0	11	0	0	1	1	.293	.250			
Balfour,G	.000	11	0	0	0	0	0	0	0	0	0	0	0	0	0	0	0	0	0	0	.000	.000			
Blevins,J	.000	10	0	0	0	0	0	0	0	0	0	0	0	0	0	0	0	0	0	0	.000	.000			
Chavez,J	.000	4	0	0	0	0	0	0	0	0	0	0	0	0	0	0	0	0	0	0	.000	.000			
Colon,B	.000	6	0	0	0	0	0	0	0	0	0	0	0	0	0	0	0	0	0	0	.000	.000			
Cook,R	.000	10	0	0	0	0	0	0	0	0	0	0	0	0	0	0	0	0	0	0	.000	.000			
Doolittle,	.000	12	0	0	0	0	0	0	0	0	0	0	0	0	0	0	0	0	0	0	.000	.000			
Griffin,A	.000	6	1	0	0	0	0	0	0	0	0	0	0	1	0	1	0	0	0	0	.000	.500			
Milone,T	.000	6	3	0	0	0	0	0	0	0	0	0	0	0	1	0	0	1	0	0	.000	.000			
Neshek,P	.000	9	0	0	0	0	0	0	0	0	0	0	0	0	0	0	0	0	0	0	.000	.000			
Okajima,H	.000	3	0	0	0	0	0	0	0	0	0	0	0	0	0	0	0	0	0	0	.000	.000			
Parker,J	.000	5	0	0	0	0	0	0	0	0	0	0	0	0	0	0	0	0	0	0	.000	.000			
Resop,C	.000	4	0	0	0	0	0	0	0	0	0	0	0	0	0	0	0	0	0	0	.000	.000			
Scribner,E	.000	3	0	0	0	0	0	0	0	0	0	0	0	0	0	0	0	0	0	0	.000	.000			
+Straily,D	.000	5	0	0	0	0	0	0	0	0	0	0	0	0	0	0	0	0	0	0	.000	.000			
PITCHERS	.000	28	4	0	0	0	0	0	0	0	0	0	0	1	0	2	0	0	1	0	.000	.200			
<b>OAKLAND</b>	<b>.235</b>	<b>28</b>	<b>927</b>	<b>107</b>	<b>218</b>	<b>350</b>	<b>53</b>	<b>2</b>	<b>25</b>	<b>102</b>	<b>3</b>	<b>9</b>	<b>15</b>	<b>102</b>	<b>5</b>	<b>227</b>	<b>7</b>	<b>4</b>	<b>13</b>	<b>13</b>	<b>.378</b>	<b>.318</b>			
<b>OPPONENT</b>	<b>.236</b>	<b>28</b>	<b>917</b>	<b>99</b>	<b>216</b>	<b>360</b>	<b>36</b>	<b>3</b>	<b>34</b>	<b>97</b>	<b>1</b>	<b>9</b>	<b>4</b>	<b>61</b>	<b>6</b>	<b>195</b>	<b>12</b>	<b>7</b>	<b>20</b>	<b>12</b>	<b>.393</b>	<b>.284</b>			

PITCHER	W	L	ERA	G	GS	CG	GFSHO	SV	IP	H	R	ER	HR	HB	BB	IBB	SO	WP	BK	AVG	OPP	
																					WP	BK
Balfour,G	0	0	0.87	11	0	0	10	0	9	10.1	5	1	1	1	0	6	1	15	1	0	.139	
Blevins,J	1	0	2.16	10	0	0	2	0	0	8.1	7	3	2	1	0	1	0	4	0	0	.233	
Chavez,J	0	0	1.17	4	0	0	3	0	0	7.2	5	1	1	1	0	2	0	6	1	0	.172	
Colon,B	3	2	3.29	6	6	1	0	1	0	38.1	38	14	14	5	0	3	0	22	0	0	.266	
Cook,R	0	0	2.79	10	0	0	4	0	1	9.2	12	3	3	0	0	2	0	12	0	0	.300	
Doolittle,	2	0	1.38	12	0	0	1	0	0	13.0	7	2	2	0	0	0	0	12	0	0	.156	
Griffin,A	3	2	3.55	6	6	0	0	0	0	38.0	35	16	15	6	0	8	0	33	3	0	.241	
Milone,T	2	3	4.62	6	6	0	0	0	0	37.0	39	20	19	8	0	9	2	32	1	0	.265	
Neshek,P	1	0	1.08	9	0	0	4	0	0	8.1	7	1	1	0	0	3	1	7	0	0	.241	
Okajima,H	0	0	3.38	3	0	0	0	0	0	2.2	5	1	1	1	0	1	1	1	1	0	.385	
Parker,J	2	2	3.62	5	5	0	0	0	0	32.1	25	13	13	7	1	10	0	26	1	0	.216	
Resop,C	0	1	10.13	4	0	0	1	0	0	5.1	6	6	6	2	1	3	1	5	0	0	.286	
Scribner,	0	0	5.06	3	0	0	2	0	0	5.1	5	3	1	0	1	0	4	1	0	0	.217	
+Straily,D	2	2	4.55	5	5	0	0	0	0	27.2	20	15	14	1	2	12	0	16	1	0	.200	
<b>OAKLAND</b>	<b>16</b>	<b>12</b>	<b>3.50</b>	<b>28</b>	<b>28</b>	<b>1</b>	<b>27</b>	<b>3</b>	<b>10</b>	<b>244.0</b>	<b>216</b>	<b>99</b>	<b>95</b>	<b>34</b>	<b>4</b>	<b>61</b>	<b>6</b>	<b>195</b>	<b>10</b>	<b>0</b>	<b>.236</b>	
<b>OPPONENTS</b>	<b>12</b>	<b>16</b>	<b>3.77</b>	<b>28</b>	<b>28</b>	<b>1</b>	<b>27</b>	<b>1</b>	<b>7</b>	<b>246.0</b>	<b>218</b>	<b>107</b>	<b>103</b>	<b>25</b>	<b>15</b>	<b>102</b>	<b>5</b>	<b>227</b>	<b>8</b>	<b>0</b>	<b>.235</b>	

REVIEW

# JUNE STATISTICS

PLAYER	AVG	G	AB	R	H	TB	2B	3B	HR	RBI	SH	SF	HP	BB	IBB	SO	SB	CS	DP	GI			E	SLG	OBP
																				E	SLG	OBP			
Cespedes,Y	.232	25	99	18	23	45	4	0	6	14	0	0	1	5	2	33	0	1	2	1	.455	.276			
Crisp,C	.259	23	85	12	22	35	1	0	4	7	0	1	0	10	1	13	2	1	2	0	.412	.333			
Donaldson,	.303	26	99	14	30	49	4	0	5	20	0	2	0	10	0	19	0	1	2	2	.495	.360			
+Freiman,N	.289	16	38	2	11	15	2	1	0	3	0	0	0	1	0	3	0	0	0	0	.395	.308			
Jaso,J	.349	13	43	8	15	21	3	0	1	6	0	1	1	9	0	6	0	0	1	0	.488	.463			
Lowrie,J	.330	26	103	15	34	46	6	0	2	11	0	1	0	10	1	10	0	0	5	4	.447	.386			
Moss,B	.235	25	81	12	19	46	4	1	7	15	0	1	0	6	0	24	0	0	1	0	.568	.284			
Norris,D	.160	17	50	2	8	13	2	0	1	5	0	0	0	3	1	11	0	0	2	1	.260	.208			
Reddick,J	.277	25	94	10	26	37	3	1	2	10	1	0	0	8	0	12	1	0	1	1	.394	.333			
Rosales,A	.158	15	38	4	6	10	1	0	1	2	1	0	0	1	0	13	0	0	1	0	.263	.179			
Smith,S	.263	22	76	8	20	28	5	0	1	8	0	0	0	7	1	20	0	0	4	0	.368	.325			
Sogard,E	.254	21	59	8	15	20	5	0	0	3	0	1	1	10	1	10	5	3	0	1	.339	.366			
+Vogt,S	.154	4	13	1	2	5	0	0	1	2	0	1	0	0	0	1	0	0	0	0	.385	.143			
Young,C	.214	18	56	7	12	22	4	0	2	6	0	0	0	5	1	17	1	1	0	0	.393	.279			
Balfour,G	.000	11	0	0	0	0	0	0	0	0	0	0	0	0	0	0	0	0	0	0	.000	.000			
Blevins,J	.000	13	0	0	0	0	0	0	0	0	0	0	0	0	0	0	0	0	0	0	.000	.000			
Chavez,J	.000	7	0	0	0	0	0	0	0	0	0	0	0	0	0	0	0	0	0	0	.000	.000			
Colon,B	.000	5	3	0	0	0	0	0	0	0	0	0	0	0	0	2	0	0	0	0	.000	.000			
Cook,R	.000	13	0	0	0	0	0	0	0	0	0	0	0	0	0	0	0	0	0	0	.000	.000			
Doolittle,	.000	13	0	0	0	0	0	0	0	0	0	0	0	0	0	0	0	0	0	0	.000	.000			
Griffin,A	.000	5	3	0	0	0	0	0	0	0	0	0	0	0	0	2	0	0	0	0	.000	.000			
Milone,T	.500	6	4	2	2	2	0	0	1	0	0	0	0	0	0	0	0	0	0	1	.500	.500			
Neshek,P	.000	8	0	0	0	0	0	0	0	0	0	0	0	0	0	0	0	0	0	0	.000	.000			
Okajima,H	.000	2	0	0	0	0	0	0	0	0	0	0	0	0	0	0	0	0	0	0	.000	.000			
+Otero,D	.000	7	0	0	0	0	0	0	0	0	0	0	0	0	0	0	0	0	0	0	.000	.000			
Parker,J	.000	6	0	0	0	0	0	0	0	0	0	0	0	0	0	0	0	0	0	0	.000	.000			
+Straily,D	.000	5	0	0	0	0	0	0	0	0	0	0	0	0	0	0	0	0	0	0	.000	.000			
PITCHERS	.200	27	10	2	2	2	0	0	1	0	0	0	0	0	4	0	0	0	2	.200	.200				
<b>OAKLAND</b>	<b>.260</b>	<b>27</b>	<b>944</b>	<b>123</b>	<b>245</b>	<b>394</b>	<b>44</b>	<b>3</b>	<b>33</b>	<b>113</b>	<b>2</b>	<b>8</b>	<b>3</b>	<b>85</b>	<b>8</b>	<b>196</b>	<b>9</b>	<b>7</b>	<b>21</b>	<b>12</b>	<b>.417</b>	<b>.320</b>			
<b>OPPONENT</b>	<b>.235</b>	<b>27</b>	<b>933</b>	<b>97</b>	<b>219</b>	<b>343</b>	<b>40</b>	<b>3</b>	<b>26</b>	<b>93</b>	<b>10</b>	<b>7</b>	<b>9</b>	<b>60</b>	<b>7</b>	<b>172</b>	<b>15</b>	<b>3</b>	<b>16</b>	<b>11</b>	<b>.368</b>	<b>.285</b>			

PITCHER	W	L	ERA	G	GS	CG	GFSHO	SV	IP	H	R	ER	HR	HB	BB	IBB	SO	WP	BK	OPP	AVG
																				OPP	
Balfour,G	0	1	2.79	11	0	0	9	0	7	9.2	8	3	3	1	0	1	0	8	1	0	.222
Blevins,J	2	0	6.30	13	0	0	3	0	0	10.0	12	7	7	2	4	6	2	8	1	0	.300
Chavez,J	1	2	4.40	7	0	0	3	0	0	14.1	9	7	7	1	3	4	1	12	1	0	.184
Colon,B	5	0	1.75	5	5	0	0	0	0	36.0	32	7	7	1	0	9	0	19	0	0	.242
Cook,R	0	1	3.55	13	0	0	1	0	0	12.2	10	5	5	0	0	1	0	9	2	0	.217
Doolittle,	0	2	6.57	13	0	0	2	0	0	12.1	18	9	9	1	0	3	1	9	0	0	.340
Griffin,A	1	2	2.60	5	5	1	0	1	0	34.2	24	10	10	4	0	7	1	25	1	0	.190
Milone,T	2	2	4.42	6	6	0	0	0	0	36.2	35	19	18	8	0	11	0	23	0	0	.245
Neshek,P	1	1	2.35	8	0	0	4	0	0	7.2	8	2	2	1	0	1	1	7	0	0	.258
Okajima,H	0	0	0.00	2	0	0	0	0	0	1.1	2	0	0	0	0	1	1	0	0	0	.333
+Otero,D	0	0	3.86	7	0	0	4	0	0	7.0	10	3	3	0	0	0	0	6	0	0	.333
Parker,J	3	0	2.08	6	6	0	0	0	0	39.0	22	10	9	4	1	9	0	26	0	0	.169
+Straily,D	1	0	4.88	5	5	0	0	0	0	27.2	29	15	15	3	1	7	0	20	3	0	.261
<b>OAKLAND</b>	<b>16</b>	<b>11</b>	<b>3.43</b>	<b>27</b>	<b>27</b>	<b>1</b>	<b>26</b>	<b>2</b>	<b>7</b>	<b>249.0</b>	<b>219</b>	<b>97</b>	<b>95</b>	<b>26</b>	<b>9</b>	<b>60</b>	<b>7</b>	<b>172</b>	<b>9</b>	<b>0</b>	<b>.235</b>
<b>OPPONENTS</b>	<b>11</b>	<b>16</b>	<b>4.37</b>	<b>27</b>	<b>27</b>	<b>1</b>	<b>26</b>	<b>1</b>	<b>5</b>	<b>247.0</b>	<b>245</b>	<b>123</b>	<b>120</b>	<b>33</b>	<b>3</b>	<b>85</b>	<b>8</b>	<b>196</b>	<b>13</b>	<b>3</b>	<b>.260</b>

# JULY STATISTICS

PLAYER	AVG	G	AB	R	H	TB	2B	3B	HR	RBI	SH	SF	HP	BB	IBB	SO	SB	CS	GI			E	SLG	OBP
																			DP	DP	DP			
Callaspo,A	.000	1	2	0	0	0	0	0	0	0	0	0	0	0	0	1	0	0	0	0	0	.000	.000	
Cespedes,Y	.237	21	76	5	18	26	3	1	1	8	0	0	1	9	0	14	4	1	2	1	2	1	.342	.326
Crisp,C	.186	25	102	9	19	23	1	0	1	10	0	1	0	8	1	17	3	1	1	1	0	.225	.243	
Donaldson,	.233	25	90	10	21	32	2	0	3	8	0	1	2	13	0	21	0	0	2	3	3	.356	.340	
+Freiman,N	.243	11	37	0	9	10	1	0	0	0	0	0	0	0	0	4	0	0	3	0	2	.270	.243	
+Green,G	.000	5	15	0	0	0	0	0	0	1	0	1	0	0	0	6	0	0	0	2	0	.000	.000	
Jaso,J	.242	13	33	7	8	13	2	0	1	2	0	0	0	11	0	8	2	1	2	1	2	1	.394	.432
Lowrie,J	.245	25	98	9	24	38	5	0	3	9	0	0	0	5	1	16	0	0	2	3	3	.388	.282	
Moss,B	.258	22	62	9	16	25	0	0	3	8	0	0	0	5	0	16	2	1	1	1	1	.403	.313	
Norris,D	.367	16	30	6	11	23	0	0	4	9	0	0	0	7	0	6	0	0	0	2	2	.767	.486	
Reddick,J	.205	22	73	12	15	28	5	1	2	12	0	2	0	8	0	18	2	0	1	0	1	.384	.277	
Rosales,A	.182	5	11	0	2	2	0	0	0	0	0	0	0	1	0	1	0	0	0	2	1	.182	.250	
Smith,S	.125	18	56	3	7	9	2	0	0	1	0	0	0	5	0	17	0	0	0	0	0	.161	.197	
Sogard,E	.295	21	61	12	18	31	7	0	2	10	1	0	1	1	0	9	0	0	0	1	5	.508	.317	
+Vogt,S	.235	6	17	3	4	8	1	0	1	4	0	0	0	2	0	3	0	0	0	0	0	.471	.316	
Young,C	.196	17	56	8	11	23	4	1	2	3	0	0	0	5	0	19	1	1	0	0	0	.411	.262	
Balfour,G	.000	12	0	0	0	0	0	0	0	0	0	0	0	0	0	0	0	0	0	1	0	.000	.000	
Blevins,J	.000	10	0	0	0	0	0	0	0	0	0	0	0	0	0	0	0	0	0	0	0	.000	.000	
Chavez,J	.000	8	0	0	0	0	0	0	0	0	0	0	0	0	0	0	0	0	0	0	0	.000	.000	
Colon,B	.000	6	2	0	0	0	0	0	0	0	0	0	0	0	0	1	0	0	0	0	0	.000	.000	
Cook,R	.000	11	0	0	0	0	0	0	0	0	0	0	0	0	0	0	0	0	0	0	0	.000	.000	
Doolittle,	.000	12	0	0	0	0	0	0	0	0	0	0	0	0	0	0	0	0	0	0	0	.000	.000	
+Gray,S	.000	2	0	0	0	0	0	0	0	0	0	0	0	0	0	0	0	0	0	0	0	.000	.000	
Griffin,A	.000	6	0	0	0	0	0	0	0	0	0	0	0	0	0	0	0	0	0	0	0	.000	.000	
Milone,T	.000	4	1	0	0	0	0	0	0	0	0	0	0	0	0	0	0	0	0	0	0	.000	.000	
Neshek,P	.000	5	0	0	0	0	0	0	0	0	0	0	0	0	0	0	0	0	0	0	0	.000	.000	
+Otero,D	.000	5	0	0	0	0	0	0	0	0	0	0	0	0	0	0	0	0	0	0	0	.000	.000	
Parker,J	.000	4	0	0	0	0	0	0	0	0	0	0	0	0	0	0	0	0	0	0	3	.000	.000	
+Straily,D	.000	5	1	0	0	0	0	0	0	0	0	0	0	1	0	1	0	0	0	0	0	.000	.500	
PITCHERS	.000	25	4	0	0	0	0	0	0	0	0	0	0	1	0	2	0	0	0	4	0	.000	.200	
<b>OAKLAND</b>	<b>.222</b>	<b>25</b>	<b>823</b>	<b>93</b>	<b>183</b>	<b>291</b>	<b>33</b>	<b>3</b>	<b>23</b>	<b>85</b>	<b>1</b>	<b>5</b>	<b>4</b>	<b>81</b>	<b>2</b>	<b>178</b>	<b>14</b>	<b>5</b>	<b>14</b>	<b>20</b>	<b>.354</b>	<b>.294</b>		
<b>OPPONENT</b>	<b>.232</b>	<b>25</b>	<b>844</b>	<b>84</b>	<b>196</b>	<b>293</b>	<b>29</b>	<b>4</b>	<b>20</b>	<b>79</b>	<b>4</b>	<b>5</b>	<b>7</b>	<b>64</b>	<b>1</b>	<b>165</b>	<b>15</b>	<b>5</b>	<b>14</b>	<b>18</b>	<b>.347</b>	<b>.290</b>		
PITCHER	W	L	ERA	G	GS	CG	GFSHO	SV	IP	H	R	ER	HR	HB	BB	IBB	SO	WP	BK	AVG	OPP			
																					AVG	AVG		
Balfour,G	0	1	1.64	12	0	0	10	0	9	11.0	8	3	2	1	0	2	0	15	1	0	.195			
Blevins,J	0	0	7.71	10	0	0	1	0	0	4.2	6	4	4	0	0	6	0	7	0	0	.316			
Chavez,J	1	1	5.06	8	0	0	4	0	1	10.2	13	6	6	0	0	6	1	8	1	0	.289			
Colon,B	3	1	1.74	6	6	1	0	1	0	41.1	42	9	8	2	0	8	0	17	1	0	.261			
Cook,R	2	1	0.00	11	0	0	2	0	1	12.0	8	1	0	0	1	4	0	11	0	0	.182			
Doolittle,	0	1	2.45	12	0	0	2	0	0	11.0	5	3	3	0	1	2	0	9	1	0	.143			
+Gray,S	0	0	0.00	2	0	0	0	0	0	4.0	2	0	0	0	0	1	0	6	0	0	.143			
Griffin,A	4	1	4.86	6	6	0	0	0	0	37.0	37	20	20	11	1	6	0	30	2	0	.252			
Milone,T	2	1	3.75	4	4	0	0	0	0	24.0	23	10	10	1	0	7	0	17	0	0	.247			
Neshek,P	0	0	3.86	5	0	0	4	0	0	4.2	3	2	2	0	0	0	2	0	0	0	.176			
+Otero,D	1	0	0.00	5	0	0	1	0	0	8.1	7	0	0	0	0	0	0	5	0	0	.241			
Parker,J	0	0	3.91	4	4	0	0	0	0	25.1	18	13	11	1	2	12	0	14	2	0	.194			
+Straily,D	2	3	3.07	5	5	0	0	0	0	29.1	24	13	10	4	2	10	0	24	1	0	.226			
<b>OAKLAND</b>	<b>15</b>	<b>10</b>	<b>3.06</b>	<b>25</b>	<b>25</b>	<b>1</b>	<b>24</b>	<b>3</b>	<b>11</b>	<b>223.1</b>	<b>196</b>	<b>84</b>	<b>76</b>	<b>20</b>	<b>7</b>	<b>64</b>	<b>1</b>	<b>165</b>	<b>9</b>	<b>0</b>	<b>.232</b>			
<b>OPPONENTS</b>	<b>10</b>	<b>15</b>	<b>3.43</b>	<b>25</b>	<b>25</b>	<b>0</b>	<b>25</b>	<b>3</b>	<b>6</b>	<b>220.2</b>	<b>183</b>	<b>93</b>	<b>84</b>	<b>23</b>	<b>4</b>	<b>81</b>	<b>2</b>	<b>178</b>	<b>5</b>	<b>0</b>	<b>.222</b>			

REVIEW



# AUGUST STATISTICS

PLAYER	AVG	G	AB	R	H	TB	2B	3B	HR	RBI	SH	SF	HP	BB	IBB	SO	SB	CS	DP	GI			E	SLG	OBP
																				1	2	3			
Barton,D	.235	6	17	1	4	4	0	0	0	3	0	1	0	2	0	2	0	0	1	0	0	.235	.300		
Callaspo,A	.301	25	73	9	22	31	6	0	1	9	0	1	1	10	0	11	0	2	4	4	.425	.388			
Cespedes,Y	.216	25	102	13	22	39	5	0	4	11	0	0	0	5	0	28	0	1	0	1	.382	.252			
Crisp,C	.304	21	79	15	24	44	3	1	5	9	0	0	0	6	0	8	1	0	0	0	.557	.353			
Donaldson,	.283	27	99	15	28	46	5	2	3	16	1	1	1	11	0	15	1	0	4	2	.465	.357			
+Freiman,N	.346	14	26	3	9	16	1	0	2	6	0	1	1	4	0	3	0	0	0	0	.615	.438			
Lowie,J	.287	27	108	17	31	54	13	2	2	15	2	0	0	6	0	18	0	0	2	1	.500	.325			
Moss,B	.288	25	80	14	23	53	6	0	8	19	0	0	1	7	1	21	1	0	1	3	.663	.352			
Norris,D	.320	10	25	4	8	13	2	0	1	2	0	0	1	2	0	6	0	0	1	0	.520	.393			
Reddick,J	.209	20	67	12	14	29	0	0	5	9	0	0	1	9	1	23	1	0	0	2	.433	.312			
Rosales,A	.000	1	1	0	0	0	0	0	0	0	0	0	0	0	0	0	0	0	0	0	.000	.000			
Smith,S	.167	15	36	6	6	11	2	0	1	1	0	0	0	5	0	9	0	0	1	0	.306	.268			
Sogard,E	.237	23	76	2	18	26	6	1	0	11	4	3	0	4	0	11	1	0	1	2	.342	.265			
Suzuki,K	.400	5	15	4	6	11	2	0	1	4	0	0	0	0	0	3	0	0	0	1	.733	.400			
+Vogt,S	.268	20	56	4	15	18	1	1	0	3	2	0	0	5	1	13	0	0	1	1	.321	.328			
Young,C	.175	20	40	5	7	13	0	0	2	4	0	0	1	8	0	14	1	1	2	0	.325	.327			
Anderson,B	.000	1	0	0	0	0	0	0	0	0	0	0	0	0	0	0	0	0	0	0	.000	.000			
Balfour,G	.000	11	0	0	0	0	0	0	0	0	0	0	0	0	0	0	0	0	0	0	.000	.000			
Blevins,J	.000	11	0	0	0	0	0	0	0	0	0	0	0	0	0	0	0	0	0	1	.000	.000			
Chavez,J	.000	5	1	0	0	0	0	0	0	0	0	0	0	0	0	1	0	0	0	0	.000	.000			
Colon,B	.000	3	1	0	0	0	0	0	0	0	0	0	0	0	0	0	0	0	0	0	.000	.000			
Cook,R	.000	12	0	0	0	0	0	0	0	0	0	0	0	0	0	0	0	0	0	0	.000	.000			
Doolittle,	.000	11	0	0	0	0	0	0	0	0	0	0	0	0	0	0	0	0	0	0	.000	.000			
+Gray,S	.000	5	0	0	0	0	0	0	0	0	0	0	0	0	0	0	0	0	0	0	.000	.000			
Griffin,A	.000	5	0	0	0	0	0	0	0	0	0	0	0	0	0	0	0	0	0	0	.000	.000			
Milone,T	.000	3	0	0	0	0	0	0	0	0	0	0	0	0	0	0	0	0	0	0	.000	.000			
Neshek,P	.000	6	0	0	0	0	0	0	0	0	0	0	0	0	0	0	0	0	0	0	.000	.000			
+Otero,D	.000	10	0	0	0	0	0	0	0	0	0	0	0	0	0	0	0	0	0	0	.000	.000			
Parker,J	.000	6	0	0	0	0	0	0	0	0	0	0	0	0	0	0	0	0	0	1	.000	.000			
Scribner,E	.000	1	0	0	0	0	0	0	0	0	0	0	0	0	0	0	0	0	0	0	.000	.000			
+Straily,D	.000	5	1	0	0	0	0	0	0	0	0	0	0	0	0	1	0	0	0	0	.000	.000			
PITCHERS	.000	27	3	0	0	0	0	0	0	0	0	0	0	0	2	0	0	0	2	.000	.000				
OAKLAND	.262	27	903	124	237	408	52	7	35	122	9	7	7	84	3	187	6	2	16	19	.452	.328			
OPPONENT	.257	27	910	115	234	365	41	0	30	108	9	7	2	89	6	195	14	8	14	8	.401	.322			

PITCHER	W	L	ERA	G	GS	CG	GFSHO	SV	IP	H	R	ER	HR	HB	BB	IBB	SO	WP	BK	AVG	
																					Anderson,
Balfour,G	0	1	5.06	11	0	0	10	0	7	10.2	9	7	6	1	0	8	0	13	3	0	.225
Blevins,J	0	0	3.46	11	0	0	3	0	0	13.0	8	6	5	3	0	2	0	11	1	0	.178
Chavez,J	0	0	3.75	5	0	0	1	0	0	12.0	10	5	5	0	0	6	2	15	0	0	.222
Colon,B	0	2	8.49	3	3	0	0	0	11.2	21	11	11	1	0	4	0	6	0	0	0	.404
Cook,R	3	1	2.45	12	0	0	0	0	11.0	11	4	3	1	0	5	1	9	3	0	0	.244
Doolittle	1	2	6.75	11	0	0	3	0	0	9.1	12	7	7	1	1	5	0	6	1	0	.324
+Gray,S	2	2	2.90	5	5	0	0	0	0	31.0	23	12	10	2	0	9	0	31	1	1	.204
Griffin,A	1	2	4.13	5	5	0	0	0	0	28.1	26	16	13	6	0	17	1	23	0	0	.234
Milone,T	1	1	6.08	3	3	1	0	0	0	13.1	18	12	9	3	1	4	0	10	0	0	.310
Neshek,P	0	0	9.53	6	0	0	3	0	0	5.2	9	6	6	4	0	1	0	4	0	0	.333
+Otero,D	1	0	0.60	10	0	0	3	0	0	15.0	12	2	1	0	0	4	1	10	0	0	.222
Parker,J	4	0	2.23	6	6	1	0	0	0	44.1	39	11	11	3	0	10	1	34	0	0	.238
Scribner,	0	0	0.00	1	0	0	1	0	0	1.0	1	0	0	0	0	0	0	1	0	0	.250
+Straily,D	1	2	4.44	5	5	0	0	0	0	26.1	30	13	13	5	0	14	0	21	0	0	.297
OAKLAND	14	13	3.93	27	27	2	25	1	8	235.2	234	115	103	30	2	89	6	195	9	1	.257
OPPONENTS	13	14	4.53	27	27	2	25	1	8	234.1	237	124	118	35	7	84	3	187	9	2	.262

# SEPTEMBER STATISTICS

PLAYER	AVG	G	AB	R	H	TB	2B	3B	HR	RBI	SH	SF	HP	BB	IBB	SO	SB	CS	DP	GI				
																				E	SLG	OBP		
Barton,D	.318	23	66	11	21	29	2	0	2	10	0	1	0	10	0	9	0	0	0	0	1	.439	.403	
Callaspo,A	.250	24	84	11	21	34	1	0	4	13	0	0	0	9	0	13	0	0	2	1	1	.405	.323	
Cespedes,Y	.314	22	86	12	27	49	2	1	6	19	0	0	1	2	1	21	1	0	2	1	1	.570	.337	
+Choice,M	.278	9	18	2	5	6	1	0	0	0	0	0	1	0	6	0	0	0	0	0	0	.333	.316	
Crisp,C	.274	24	95	23	26	53	4	1	7	19	1	3	0	11	0	12	4	1	2	0	1	.558	.339	
Donaldson,	.337	25	89	20	30	53	8	0	5	16	0	0	2	17	1	16	2	0	0	4	1	.596	.454	
+Freiman,N	.240	12	25	0	6	6	0	0	0	1	0	0	0	2	0	7	0	0	4	0	1	.240	.296	
Lowrie,J	.283	25	99	17	28	48	5	0	5	17	0	2	0	5	1	15	0	0	5	3	1	.485	.311	
Moss,B	.302	22	63	13	19	43	9	0	5	19	0	1	1	10	1	20	0	1	0	0	0	.683	.400	
Norris,D	.325	14	40	8	13	20	4	0	1	4	0	0	1	3	0	12	2	0	0	0	0	.500	.386	
Parrino,A	.100	5	10	1	1	2	1	0	0	1	0	0	0	0	4	0	0	0	0	0	0	.200	.100	
Reddick,J	.304	17	56	9	17	27	4	0	2	10	0	3	0	7	0	8	0	2	0	0	0	.482	.364	
Smith,S	.393	15	28	6	11	18	4	0	1	6	0	0	1	3	0	4	0	0	0	0	0	.643	.469	
Sogard,E	.280	21	50	6	14	16	0	1	0	5	1	0	0	4	0	5	2	1	1	3	1	.320	.333	
Suzuki,K	.222	10	18	2	4	7	0	0	0	1	3	0	0	2	0	0	0	0	0	0	0	.389	.300	
+Vogt,S	.265	17	49	10	13	23	4	0	2	7	0	1	0	2	0	11	0	1	1	1	0	.469	.288	
Weeks,J	.111	8	9	3	1	1	0	0	0	0	0	0	0	0	5	0	0	0	0	0	0	.111	.111	
Young,C	.255	18	55	8	14	23	4	1	1	6	0	1	0	3	1	12	2	0	1	0	0	.418	.288	
Anderson,B	.000	9	0	0	0	0	0	0	0	0	0	0	0	0	0	0	0	0	0	0	0	.000	.000	
Balfour,G	.000	9	0	0	0	0	0	0	0	0	0	0	0	0	0	0	0	0	0	0	0	.000	.000	
Blevins,J	.000	9	0	0	0	0	0	0	0	0	0	0	0	0	0	0	0	0	0	0	0	.000	.000	
Chavez,J	.000	8	0	0	0	0	0	0	0	0	0	0	0	0	0	0	0	0	0	0	0	.000	.000	
Colon,B	.000	5	0	0	0	0	0	0	0	0	0	0	0	0	0	0	0	0	0	0	0	1	.000	.000
Cook,R	.000	13	0	0	0	0	0	0	0	0	0	0	0	0	0	0	0	0	0	0	0	.000	.000	
Doolittle,	.000	10	0	0	0	0	0	0	0	0	0	0	0	0	0	0	0	0	0	0	0	.000	.000	
+Figueroa,P	.000	5	0	0	0	0	0	0	0	0	0	0	0	0	0	0	0	0	0	0	0	.000	.000	
+Gray,S	.000	5	0	0	0	0	0	0	0	0	0	0	0	0	0	0	0	0	0	0	0	1	.000	.000
Griffin,A	.000	5	0	0	0	0	0	0	0	0	0	0	0	0	0	0	0	0	0	0	0	.000	.000	
Milone,T	.000	4	0	0	0	0	0	0	0	0	0	0	0	0	0	0	0	0	0	0	0	.000	.000	
Neshek,P	.000	4	0	0	0	0	0	0	0	0	0	0	0	0	0	0	0	0	0	0	0	.000	.000	
+Otero,D	.000	11	0	0	0	0	0	0	0	0	0	0	0	0	0	0	0	0	0	0	0	.000	.000	
Parker,J	.000	5	0	0	0	0	0	0	0	0	0	0	0	0	0	0	0	0	0	0	0	.000	.000	
Scribner,E	.000	5	0	0	0	0	0	0	0	0	0	0	0	0	0	0	0	0	0	0	0	.000	.000	
+Straily,D	.000	5	0	0	0	0	0	0	0	0	0	0	0	0	0	0	0	0	0	0	0	.000	.000	
PITCHERS	.000	27	0	0	0	0	0	0	0	0	0	0	0	0	0	0	0	0	0	0	2	.000	.000	
<b>OAKLAND</b>	<b>.288</b>	<b>27</b>	<b>940</b>	<b>162</b>	<b>271</b>	<b>458</b>	<b>53</b>	<b>4</b>	<b>42</b>	<b>156</b>	<b>2</b>	<b>12</b>	<b>6</b>	<b>91</b>	<b>5</b>	<b>180</b>	<b>13</b>	<b>6</b>	<b>18</b>	<b>15</b>	<b>.487</b>	<b>.351</b>		
<b>OPPONENT</b>	<b>.231</b>	<b>27</b>	<b>914</b>	<b>93</b>	<b>211</b>	<b>319</b>	<b>29</b>	<b>2</b>	<b>25</b>	<b>92</b>	<b>6</b>	<b>3</b>	<b>5</b>	<b>71</b>	<b>0</b>	<b>246</b>	<b>12</b>	<b>2</b>	<b>13</b>	<b>17</b>	<b>.349</b>	<b>.289</b>		

PITCHER	W	L	ERA	G	GS	CG	GFSHO	SV	IP	H	R	ER	HR	HB	BB	IBB	SO	WP	BK	AVG	OPP
																					AVG
Anderson,	0	0	4.97	9	0	0	3	0	2	12.2	14	7	7	2	0	6	0	16	0	0	.292
Balfour,G	1	0	3.00	9	0	0	8	0	3	9.0	8	3	3	1	0	5	0	11	2	0	.222
Blevins,J	0	0	0.00	9	0	0	2	0	0	7.2	4	0	0	0	1	0	6	0	0	0	.160
Chavez,J	0	1	3.24	8	0	0	2	0	0	8.1	6	4	3	1	0	1	0	11	0	0	.207
Colon,B	4	1	1.16	5	5	0	0	0	0	31.0	28	7	4	3	0	4	0	33	0	0	.231
Cook,R	0	1	5.00	13	0	0	3	0	0	9.0	14	5	5	1	2	7	0	12	1	0	.341
Doolittle	1	0	0.75	10	0	0	3	0	2	12.0	6	1	1	0	0	0	0	12	0	0	.154
+Figueroa,	0	0	12.00	5	0	0	1	0	0	3.0	6	4	4	2	0	3	0	3	0	0	.400
+Gray,S	3	1	2.79	5	5	0	0	0	0	29.0	26	10	9	2	0	10	0	30	1	0	.234
Griffin,A	3	1	3.19	5	5	0	0	0	0	31.0	20	11	11	4	2	6	0	37	0	0	.183
Milone,T	2	0	2.70	4	2	0	0	0	0	13.1	12	7	4	2	0	2	0	18	0	0	.226
Neshek,P	0	0	0.00	4	0	0	1	0	0	2.2	0	0	0	0	3	0	1	0	0	0	.000
+Otero,D	0	0	2.08	11	0	0	0	0	0	8.2	13	2	2	0	0	2	0	6	0	0	.333
Parker,J	2	2	6.41	5	5	0	0	0	0	26.2	31	20	19	6	0	6	0	16	0	0	.282
Scribner,	0	0	2.57	5	0	0	4	0	0	7.0	6	2	2	0	0	2	0	8	1	0	.231
+Straily,D	3	1	2.10	5	5	0	0	0	0	30.0	17	10	7	1	1	13	0	26	2	0	.163
<b>OAKLAND</b>	<b>19</b>	<b>8</b>	<b>3.02</b>	<b>27</b>	<b>27</b>	<b>0</b>	<b>27</b>	<b>3</b>	<b>7</b>	<b>241.0</b>	<b>211</b>	<b>93</b>	<b>81</b>	<b>25</b>	<b>5</b>	<b>71</b>	<b>0</b>	<b>246</b>	<b>7</b>	<b>0</b>	<b>.231</b>
<b>OPPONENTS</b>	<b>8</b>	<b>19</b>	<b>5.75</b>	<b>27</b>	<b>27</b>	<b>1</b>	<b>26</b>	<b>1</b>	<b>5</b>	<b>234.2</b>	<b>271</b>	<b>162</b>	<b>150</b>	<b>42</b>	<b>6</b>	<b>91</b>	<b>5</b>	<b>180</b>	<b>8</b>	<b>0</b>	<b>.288</b>

REVIEW

# STATS AT HOME

BATTER	AVG	G	AB	R	H	2B	3B	HR	RBI	SH	SF	HP	BB	SO	SB	CS	DP	E
Barton,D	.286	18	49	10	14	2	0	2	5	0	0	1	8	8	0	0	0	0
Callaspo,A	.244	28	86	11	21	1	0	3	9	0	1	0	12	9	0	0	4	2
SEASON TOTAL	.253	73	237	32	60	7	0	5	29	2	4	0	28	20	0	1	9	10
Cespedes,Y	.264	70	273	37	72	11	2	14	43	0	2	4	17	65	4	4	0	3
Choice,M	.286	7	14	2	4	0	0	0	0	0	0	0	1	5	0	0	0	0
Crisp,C	.228	64	232	39	53	7	2	9	31	1	3	0	30	32	7	2	3	0
Donaldson,J	.293	79	294	38	86	24	2	13	45	1	2	1	35	54	2	1	9	10
Freiman,N	.327	44	107	5	35	6	1	3	17	0	1	2	4	12	0	0	4	0
Green,G	.000	1	3	0	0	0	0	0	0	0	0	0	0	1	0	0	0	1
SEASON TOTAL	.231	16	52	5	12	2	0	1	9	0	1	1	3	15	0	0	1	1
Jaso,J	.250	26	80	7	20	5	0	0	8	0	1	1	17	16	1	1	1	1
Lowrie,J	.277	77	296	38	82	22	2	7	35	1	2	0	25	47	0	0	7	12
Montz,L	.167	3	6	1	1	1	0	0	2	0	1	0	1	2	0	0	0	0
Moss,B	.243	71	202	25	49	14	1	10	31	0	2	1	25	63	2	0	2	3
Norris,D	.269	49	130	28	35	8	0	6	21	0	2	2	23	34	2	0	3	0
Parrino,A	.000	7	15	0	0	0	0	0	0	0	0	0	1	6	0	0	0	0
Peterson,S	.143	2	7	1	1	0	0	0	1	0	0	0	1	3	0	0	0	0
Reddick,J	.200	59	200	27	40	10	1	2	22	1	4	2	27	43	4	1	2	3
Rosales,A	.206	25	68	7	14	2	0	2	4	4	0	2	5	15	0	0	3	3
SEASON TOTAL	.203	34	74	10	15	2	0	2	5	4	0	2	5	16	0	0	3	3
Sizemore,S	.250	1	4	0	1	1	0	0	0	0	0	0	0	2	0	0	0	0
Smith,S	.244	57	180	16	44	10	0	3	19	0	0	2	16	50	0	0	6	0
Sogard,E	.264	65	174	25	46	14	2	0	11	5	0	1	17	22	6	4	3	3
Suzuki,K	.250	7	16	2	4	0	0	2	5	0	0	0	1	1	0	0	0	0
SEASON TOTAL	.244	45	131	9	32	5	0	2	14	2	2	1	13	13	1	0	1	1
Taylor,M	.000	4	8	0	0	0	0	0	0	0	0	0	2	2	0	0	0	0
Vogt,S	.177	29	79	12	14	4	1	3	9	2	2	0	5	18	0	0	2	1
Weeks,J	.000	4	2	1	0	0	0	0	0	0	0	0	0	1	0	0	0	0
Wells,C	.000	2	4	0	0	0	0	0	0	0	0	0	0	1	0	0	0	0
SEASON TOTAL	.104	27	48	5	5	2	0	0	0	0	0	0	5	17	0	0	0	1
Young,C	.193	56	176	21	34	11	1	4	13	0	1	1	18	46	4	1	3	1
PITCHERS	.000	81	1	0	0	0	0	0	0	0	0	0	0	1	0	0	0	4
TOTALS	.248	81	2706	353	670	153	15	83	331	15	24	20	291	559	32	14	52	47

PITCHER	ERA	W	L	G	GS	CG	SHO	SV	IP	AB	H	R	ER	HR	HB	BB	SO	WP	AVG
Anderson,B	4.66	0	2	9	2	0	0	2	29.0	108	28	15	15	5	0	12	28	0	.259
Balfour,G	1.98	1	0	36	0	0	0	20	36.1	134	27	8	8	4	0	10	41	3	.201
Blevins,J	3.58	4	0	32	0	0	0	0	27.2	102	24	11	11	3	3	6	25	0	.235
Chavez,J	5.20	2	3	15	0	0	0	0	27.2	112	31	18	16	2	1	11	25	3	.277
Colon,B	2.58	8	3	16	16	1	1	0	101.1	388	103	33	29	5	0	15	53	1	.265
Cook,R	2.15	2	0	40	0	0	0	1	37.2	143	31	10	9	0	4	15	46	5	.217
Doollittle,S	2.95	4	3	39	0	0	0	1	39.2	144	32	13	13	2	1	8	31	1	.222
Figueroa,P	36.00	0	0	2	0	0	0	0	1.0	8	5	4	4	2	0	2	2	0	.625
Gray,S	1.99	3	1	6	6	0	0	0	40.2	150	30	10	9	3	0	8	38	2	.200
Griffin,A	3.54	7	4	16	16	1	1	0	104.1	387	86	43	41	15	1	33	94	4	.222
Milone,T	3.44	5	4	12	11	0	0	0	68.0	265	67	30	26	14	1	19	56	0	.253
Neshek,P	1.31	1	0	21	0	0	0	0	20.2	72	14	3	3	2	0	8	12	0	.194
Okajima,H	0.00	0	0	2	0	0	0	0	1.1	6	2	0	0	0	0	2	0	0	.333
Otero,D	0.98	2	0	22	0	0	0	0	27.2	106	28	4	3	0	0	3	19	0	.264
Parker,J	4.16	7	4	18	18	1	0	0	110.1	415	99	53	51	7	3	33	70	4	.239
Resop,C	8.64	1	1	9	0	0	0	0	8.1	39	13	9	8	3	0	5	6	2	.333
Scribner,E	3.65	0	0	9	0	0	0	0	12.1	49	13	5	5	1	0	4	10	1	.265
Straily,D	3.76	5	4	12	12	0	0	0	67.0	247	52	33	28	6	5	25	57	5	.211
TOTALS	3.30	52	29	81	81	3	7	24	761.0	2875	685	302	279	74	19	219	613	31	.238

# STATS ON THE ROAD

BATTER	AVG	G	AB	R	H	2B	3B	HR	RBI	SH	SF	HP	BB	SO	SB	CS	DP	E
Barton,D	.255	19	55	5	14	0	0	1	11	0	2	0	5	10	0	0	1	1
Callaspo,A	.301	22	73	9	22	6	0	2	13	0	0	1	7	16	0	0	0	3
SEASON TOTAL	.264	63	216	20	57	13	0	5	29	1	2	1	25	27	0	1	3	6
Cespedes,Y	.215	65	256	37	55	10	2	12	37	0	1	1	20	72	3	3	8	1
Choice,M	.250	2	4	0	1	1	0	0	0	0	0	0	1	0	0	0	0	0
Crisp,C	.288	67	281	54	81	15	1	13	35	1	5	0	31	33	14	3	4	0
Donaldson,J	.309	79	285	51	88	13	1	11	48	0	4	5	41	56	3	1	6	6
Freiman,N	.205	36	83	5	17	2	0	1	7	0	1	0	10	19	0	0	4	1
Green,G	.000	4	12	0	0	0	0	0	1	0	1	0	0	5	0	0	0	1
SEASON TOTAL	.261	29	88	11	23	6	1	0	8	0	1	0	7	29	0	0	2	3
Jaso,J	.283	44	127	24	36	7	0	3	13	1	0	1	21	29	1	0	4	2
Lowrie,J	.303	77	307	42	93	23	0	8	40	2	2	2	25	44	1	0	10	6
Montz,L	.182	10	22	1	4	2	0	1	3	0	0	0	0	6	0	0	0	0
Moss,B	.266	74	244	48	65	9	2	20	56	0	1	5	25	77	2	2	2	5
Norris,D	.224	49	134	13	30	8	0	3	9	1	0	2	14	37	3	0	2	3
Parrino,A	.211	7	19	2	4	2	0	0	1	0	0	0	1	6	0	0	1	1
Reddick,J	.254	55	185	27	47	9	1	10	34	0	3	0	19	43	5	1	2	2
Rosales,A	.176	26	68	4	12	3	0	2	4	0	0	2	5	16	0	0	1	4
SEASON TOTAL	.178	34	73	5	13	3	0	3	7	0	1	2	5	18	0	0	1	4
Sizemore,S	.000	1	2	0	0	0	0	0	0	0	0	0	0	0	0	0	0	0
Smith,S	.261	60	188	33	49	17	0	5	21	0	0	1	23	44	0	0	4	0
Sogard,E	.268	65	194	20	52	10	1	2	24	1	4	4	10	29	4	1	1	6
Suzuki,K	.353	8	17	4	6	2	0	0	2	0	0	0	1	2	0	0	0	1
SEASON TOTAL	.221	49	154	16	34	8	1	3	18	0	2	2	9	22	1	0	1	5
Taylor,M	.067	5	15	0	1	0	0	0	0	0	0	0	0	3	0	0	1	0
Vogt,S	.357	18	56	6	20	2	0	1	7	0	0	0	4	10	0	1	0	0
Weeks,J	.143	4	7	2	1	0	0	0	0	0	0	0	4	0	0	0	0	0
Wells,C	.000	1	1	0	0	0	0	0	0	0	0	0	0	0	0	0	0	0
SEASON TOTAL	.149	26	47	1	7	0	0	0	1	0	0	0	2	14	0	1	1	0
Young,C	.208	51	159	25	33	7	2	8	27	0	1	1	18	47	6	2	4	1
PITCHERS	.095	81	21	2	2	0	0	0	1	0	0	0	2	10	0	0	1	6
<b>TOTALS</b>	<b>.260</b>	<b>81</b>	<b>2815</b>	<b>414</b>	<b>733</b>	<b>148</b>	<b>10</b>	<b>103</b>	<b>394</b>	<b>6</b>	<b>25</b>	<b>25</b>	<b>282</b>	<b>619</b>	<b>42</b>	<b>14</b>	<b>56</b>	<b>50</b>

PITCHER	ERA	W	L	G	GS	CG	SHO	SV	IP	AB	H	R	ER	HR	HB	BB	SO	WP	AVG
Anderson,B	8.62	1	2	7	3	0	0	1	15.2	70	23	17	15	0	0	9	18	0	.329
Balfour,G	3.42	0	3	29	0	0	0	18	26.1	99	21	12	10	3	0	17	31	6	.212
Blevins,J	2.78	1	0	35	0	0	0	0	32.1	114	23	12	10	4	1	11	27	2	.202
Chavez,J	2.73	0	1	20	0	0	0	1	29.2	105	19	9	9	1	2	9	30	2	.181
Colon,B	2.73	10	3	14	14	2	2	0	89.0	343	90	27	27	9	0	14	64	0	.262
Cook,R	3.03	4	4	31	0	0	0	1	29.2	118	31	12	10	2	0	10	21	2	.263
Doolittle,S	3.38	1	2	31	0	0	0	1	29.1	104	21	11	11	2	1	5	29	1	.202
Figueroa,P	0.00	0	0	3	0	0	0	0	2.0	7	1	0	0	0	0	1	1	0	.143
Gray,S	3.86	2	2	6	4	0	0	0	23.1	88	21	12	10	1	0	12	29	0	.239
Griffin,A	4.14	7	6	16	16	0	0	0	95.2	370	85	48	44	21	3	21	77	3	.230
Milone,T	4.69	7	5	16	15	1	0	0	88.1	355	93	53	46	11	1	20	70	1	.262
Neshek,P	5.49	1	1	24	0	0	0	0	19.2	87	26	14	12	4	0	7	17	1	.299
Okajima,H	3.38	0	0	3	0	0	0	0	2.2	13	5	1	1	1	0	0	1	1	.385
Otero,D	2.38	0	0	11	0	0	0	0	11.1	46	14	3	3	0	0	3	8	0	.304
Parker,J	3.74	5	4	14	14	0	0	0	86.2	321	79	39	36	18	4	30	64	3	.246
Resop,C	3.72	0	0	9	0	0	0	0	9.2	36	9	4	4	0	2	5	7	0	.250
Scribner,E	5.02	0	0	9	0	0	0	0	14.1	58	13	8	8	2	0	3	9	1	.224
Straily,D	4.11	5	4	15	15	0	0	0	85.1	320	80	41	39	10	2	32	67	2	.250
<b>TOTALS</b>	<b>3.84</b>	<b>44</b>	<b>37</b>	<b>81</b>	<b>81</b>	<b>3</b>	<b>6</b>	<b>22</b>	<b>691.0</b>	<b>2654</b>	<b>654</b>	<b>323</b>	<b>295</b>	<b>89</b>	<b>16</b>	<b>209</b>	<b>570</b>	<b>25</b>	<b>.246</b>

# STATS DURING THE DAY

BATTER	AVG	G	AB	R	H	2B	3B	HR	RBI	SH	SF	HP	BB	SO	SB	CS	DP	E
Barton,D	.311	17	45	8	14	1	0	2	8	0	1	0	6	6	0	0	0	1
Callaspo,A	.265	24	83	13	22	7	0	3	13	0	1	1	9	14	0	0	2	3
SEASON TOTAL	.262	51	183	28	48	10	0	5	32	1	3	1	20	22	0	1	6	8
Cespedes,Y	.266	55	222	28	59	11	1	9	29	0	0	3	11	70	3	5	3	2
Choice,M	.200	4	10	2	2	0	0	0	0	0	0	0	1	2	0	0	0	0
Crisp,C	.225	53	204	32	46	5	0	10	29	2	4	0	21	22	8	2	4	0
Donaldson,J	.277	65	231	34	64	16	1	12	40	0	2	3	41	48	3	1	8	6
Freiman,N	.263	38	80	3	21	4	1	2	13	0	2	1	8	12	0	0	3	1
Jaso,J	.293	28	75	12	22	3	0	1	4	0	1	1	18	14	1	1	2	1
Lowrie,J	.292	64	250	36	73	15	1	6	21	2	1	1	22	35	1	0	10	7
Montz,L	.250	6	16	2	4	3	0	1	3	0	0	0	0	4	0	0	0	0
Moss,B	.254	61	181	23	46	9	0	8	28	0	2	0	22	55	2	1	1	2
Norris,D	.236	41	110	14	26	9	0	1	6	0	2	0	16	30	1	0	3	0
Parrino,A	.154	6	13	0	2	1	0	0	1	0	0	0	1	5	0	0	1	0
Peterson,S	.333	1	3	1	1	0	0	0	1	0	0	0	1	1	0	0	0	0
Reddick,J	.241	50	166	19	40	7	1	7	29	0	4	0	20	41	2	0	0	1
Rosales,A	.197	24	66	3	13	2	0	0	1	2	0	3	5	18	0	0	1	2
SEASON TOTAL	.188	28	69	3	13	2	0	0	1	2	0	3	5	19	0	0	1	2
Smith,S	.238	43	147	17	35	9	0	3	14	0	0	2	12	40	0	0	1	0
Sogard,E	.234	55	154	18	36	10	1	2	18	6	2	2	8	25	4	3	1	2
Suzuki,K	.167	8	18	2	3	1	0	1	2	0	0	0	1	2	0	0	0	0
SEASON TOTAL	.229	34	109	6	25	7	0	3	14	0	1	0	5	10	0	0	2	2
Taylor,M	.077	5	13	0	1	0	0	0	0	0	0	0	0	3	0	0	0	0
Vogt,S	.246	22	61	9	15	4	0	1	4	2	0	0	4	12	0	0	1	0
Weeks,J	.167	4	6	1	1	0	0	0	0	0	0	0	0	5	0	0	0	0
Young,C	.214	48	145	23	31	11	1	6	21	0	1	2	18	37	6	3	1	0
PITCHERS	.000	68	6	0	0	0	0	0	0	0	0	0	1	4	0	0	0	5
<b>TOTALS</b>	<b>.250</b>	<b>68</b>	<b>2305</b>	<b>300</b>	<b>577</b>	<b>128</b>	<b>7</b>	<b>75</b>	<b>285</b>	<b>14</b>	<b>23</b>	<b>19</b>	<b>246</b>	<b>505</b>	<b>31</b>	<b>16</b>	<b>42</b>	<b>33</b>

PITCHER	ERA	W	L	G	GS	CG	SHO	SV	IP	AB	H	R	ER	HR	HB	BB	SO	WP	AVG
Anderson,B	5.67	1	2	10	3	0	0	2	27.0	107	32	19	17	4	0	11	30	0	.299
Balfour,G	4.50	0	2	25	0	0	0	12	24.0	91	19	12	12	4	0	11	29	4	.209
Blevins,J	4.18	3	0	31	0	0	0	0	28.0	101	23	14	13	5	2	6	18	1	.228
Chavez,J	3.62	2	3	15	0	0	0	1	27.1	99	23	12	11	1	1	13	28	2	.232
Colon,B	2.95	7	3	14	14	1	1	0	85.1	336	97	29	28	5	0	11	56	0	.289
Cook,R	1.34	3	1	32	0	0	0	2	33.2	123	23	6	5	1	1	11	35	2	.187
Doolittle,S	2.52	1	2	24	0	0	0	1	25.0	87	17	7	7	2	1	5	15	0	.195
Figueroa,P	0.00	0	0	1	0	0	0	0	0.2	3	1	0	0	0	0	0	0	0	.333
Gray,S	3.95	3	2	5	5	0	0	0	27.1	105	26	14	12	2	0	11	28	2	.248
Griffin,A	3.62	6	6	16	16	1	1	0	102.0	378	78	43	41	18	1	30	89	2	.206
Milone,T	3.91	3	3	8	8	0	0	0	48.1	192	48	26	21	11	1	13	48	1	.250
Neshek,P	3.00	0	0	18	0	0	0	0	18.0	68	17	6	6	3	0	8	16	1	.250
Okajima,H	0.00	0	0	3	0	0	0	0	1.2	8	3	0	0	0	0	2	0	1	.375
Otero,D	1.00	1	0	17	0	0	0	0	18.0	74	22	2	2	0	0	2	11	0	.297
Parker,J	4.32	5	3	13	13	0	0	0	77.0	289	66	38	37	13	1	24	52	1	.228
Resop,C	12.27	0	0	5	0	0	0	0	3.2	22	10	6	5	1	1	2	1	2	.455
Scribner,E	4.35	0	0	7	0	0	0	0	10.1	41	9	5	5	1	0	2	9	0	.220
Straily,D	2.14	4	2	9	9	0	0	0	54.2	190	37	16	13	1	2	20	42	1	.195
<b>TOTALS</b>	<b>3.46</b>	<b>39</b>	<b>29</b>	<b>68</b>	<b>68</b>	<b>2</b>	<b>7</b>	<b>18</b>	<b>612.0</b>	<b>2314</b>	<b>551</b>	<b>255</b>	<b>235</b>	<b>72</b>	<b>11</b>	<b>182</b>	<b>507</b>	<b>20</b>	<b>.238</b>

# STATS AT NIGHT

BATTER	AVG	G	AB	R	H	2B	3B	HR	RBI	SH	SF	HP	BB	SO	SB	CS	DP	E
Barton,D	.237	20	59	7	14	1	0	1	8	0	1	1	7	12	0	0	1	0
Callaspo,A	.276	26	76	7	21	0	0	2	9	0	0	0	10	11	0	0	2	2
SEASON TOTAL	.256	85	270	24	69	10	0	5	26	2	3	0	33	25	0	1	6	8
Cespedes,Y	.221	80	307	46	68	10	3	17	51	0	3	2	26	67	4	2	5	2
Choice,M	.375	5	8	0	3	1	0	0	0	0	0	0	4	0	0	0	0	0
Crisp,C	.285	78	309	61	88	17	3	12	37	0	4	0	40	43	13	3	3	0
Donaldson,J	.316	93	348	55	110	21	2	12	53	1	4	3	35	62	2	1	7	10
Freiman,N	.282	42	110	7	31	4	0	2	11	0	0	1	6	19	0	0	5	0
Green,G	.000	5	15	0	0	0	0	0	1	0	1	0	0	6	0	0	0	2
SEASON TOTAL	.252	35	107	11	27	7	1	1	16	0	2	1	8	35	0	0	3	4
Jaso,J	.258	42	132	19	34	9	0	2	17	1	0	1	20	31	1	0	3	2
Lowrie,J	.289	90	353	44	102	30	1	9	54	1	3	1	28	56	0	0	7	11
Montz,L	.083	7	12	0	1	0	0	0	2	0	1	0	1	4	0	0	0	0
Moss,B	.257	84	265	50	68	14	3	22	59	0	1	6	28	85	2	1	3	6
Norris,D	.253	57	154	27	39	7	0	8	24	1	0	4	21	41	4	0	2	3
Parrino,A	.095	8	21	2	2	1	0	0	0	0	0	0	1	7	0	0	0	1
Peterson,S	.000	1	4	0	0	0	0	0	0	0	0	0	2	0	0	0	0	0
Reddick,J	.215	64	219	35	47	12	1	5	27	1	3	2	26	45	7	2	4	4
Rosales,A	.186	27	70	8	13	3	0	4	7	2	0	1	5	13	0	0	3	5
SEASON TOTAL	.192	40	78	12	15	3	0	5	11	2	1	1	5	15	0	0	3	5
Sizemore,S	.167	2	6	0	1	1	0	0	0	0	0	0	2	0	0	0	0	0
Smith,S	.262	74	221	32	58	18	0	5	26	0	0	1	27	54	0	0	9	0
Sogard,E	.290	75	214	27	62	14	2	0	17	0	2	3	19	26	6	2	3	7
Suzuki,K	.467	7	15	4	7	1	0	1	5	0	0	0	1	1	0	0	0	1
SEASON TOTAL	.233	60	176	19	41	6	1	2	18	2	3	3	17	25	2	0	0	4
Taylor,M	.000	4	10	0	0	0	0	0	0	0	0	0	2	2	0	0	1	0
Vogt,S	.257	25	74	9	19	2	1	3	12	0	2	0	5	16	0	1	1	1
Weeks,J	.000	4	3	2	0	0	0	0	0	0	0	0	0	0	0	0	0	0
Wells,C	.000	3	5	0	0	0	0	0	0	0	0	0	1	0	0	0	0	0
SEASON TOTAL	.108	38	65	4	7	2	0	0	0	0	0	0	5	19	0	0	1	1
Young,C	.189	59	190	23	36	7	2	6	19	0	1	0	18	56	4	0	6	2
PITCHERS	.125	94	16	2	2	0	0	0	1	0	0	0	1	7	0	0	1	5
<b>TOTALS</b>	<b>.257</b>	<b>94</b>	<b>3216</b>	<b>467</b>	<b>826</b>	<b>173</b>	<b>18</b>	<b>111</b>	<b>440</b>	<b>7</b>	<b>26</b>	<b>26</b>	<b>327</b>	<b>673</b>	<b>43</b>	<b>12</b>	<b>66</b>	<b>64</b>

PITCHER	ERA	W	L	G	GS	CG	SHO	SV	IP	AB	H	R	ER	HR	HB	BB	SO	WP	AVG
Anderson,B	6.62	0	2	6	2	0	0	1	17.2	71	19	13	13	1	0	10	16	0	.268
Balfour,G	1.40	1	1	40	0	0	0	26	38.2	142	29	8	6	3	0	16	43	5	.204
Blevins,J	2.25	2	0	36	0	0	0	0	32.0	115	24	9	8	2	2	11	34	1	.209
Chavez,J	4.20	0	1	20	0	0	0	0	30.0	118	27	15	14	2	2	7	27	3	.229
Colon,B	2.40	11	3	16	16	2	2	0	105.0	395	96	31	28	9	0	18	61	1	.243
Cook,R	3.74	3	3	39	0	0	0	0	33.2	138	39	16	14	1	3	14	32	5	.283
Doolittle,S	3.48	4	3	46	0	0	0	1	44.0	161	36	17	17	2	1	8	45	2	.224
Figueroa,P	15.43	0	0	4	0	0	0	0	2.1	12	5	4	4	2	0	3	3	0	.417
Gray,S	1.72	2	1	7	5	0	0	0	36.2	133	25	8	7	2	0	9	39	0	.188
Griffin,A	4.04	8	4	16	16	0	0	0	98.0	379	93	48	44	18	3	24	82	5	.245
Milone,T	4.25	9	6	20	18	1	0	0	108.0	428	112	57	51	14	1	26	78	0	.262
Neshek,P	3.63	2	1	27	0	0	0	0	22.1	91	23	11	9	3	0	7	13	0	.253
Okajima,H	3.86	0	0	2	0	0	0	0	2.1	11	4	1	1	1	0	0	1	0	.364
Otero,D	1.71	1	0	16	0	0	0	0	21.0	78	20	5	4	0	0	4	16	0	.256
Parker,J	3.75	7	5	19	19	1	0	0	120.0	447	112	54	50	12	6	39	82	6	.251
Resop,C	4.40	1	1	13	0	0	0	0	14.1	53	12	7	7	2	1	8	12	0	.226
Scribner,E	4.41	0	0	11	0	0	0	0	16.1	66	17	8	8	2	0	5	10	2	.258
Straily,D	4.98	6	6	18	18	0	0	0	97.2	377	95	58	54	15	5	37	82	6	.252
<b>TOTALS</b>	<b>3.63</b>	<b>57</b>	<b>37</b>	<b>94</b>	<b>94</b>	<b>4</b>	<b>6</b>	<b>28</b>	<b>840.0</b>	<b>3215</b>	<b>788</b>	<b>370</b>	<b>339</b>	<b>91</b>	<b>24</b>	<b>246</b>	<b>676</b>	<b>36</b>	<b>.245</b>

# STATS VS. LEFT-HANDERS

BATTER	AVG	G	AB	R	H	2B	3B	HR	RBI	SH	SF	HP	BB	SO	SB	CS	DP	SLG	OBP
Barton,D	.269	18	26	3	7	1	0	0	4	0	0	0	3	6	0	0	0	.308	.345
Callaspo,A	.281	32	64	8	18	3	0	3	8	0	0	0	5	5	0	0	2	.469	.333
SEASON TOTAL	.268	76	149	19	40	9	0	5	19	3	1	0	15	10	0	1	5	.430	.333
Cespedes,Y	.280	84	161	27	45	3	1	11	26	0	1	2	20	41	3	4	1	.516	.364
Choice,M	.250	5	8	2	2	0	0	0	0	0	0	0	1	2	0	0	0	.250	.333
Crisp,C	.218	95	188	27	41	7	0	6	18	0	2	0	21	31	5	1	1	.351	.294
Donaldson,J	.335	86	176	39	59	19	0	11	36	0	3	2	23	25	1	0	3	.631	.412
Freiman,N	.304	69	148	10	45	8	1	4	22	0	2	1	11	24	0	0	6	.453	.352
Green,G	.000	5	15	0	0	0	0	0	1	0	1	0	0	6	0	0	0	.000	.000
SEASON TOTAL	.106	27	47	5	5	2	0	0	11	0	2	0	5	15	0	0	1	.149	.185
Jaso,J	.192	24	26	2	5	0	0	0	1	1	0	1	1	9	0	0	0	.192	.250
Lowrie,J	.305	99	210	28	64	18	1	1	20	2	1	1	17	27	1	0	9	.414	.358
Montz,L	.200	12	25	2	5	3	0	1	5	0	1	0	1	7	0	0	0	.440	.222
Moss,B	.200	58	80	12	16	1	1	4	16	0	1	1	6	38	0	1	0	.388	.261
Norris,D	.320	77	150	26	48	12	0	9	25	0	0	1	22	33	4	0	4	.580	.410
Parrino,A	.167	8	18	1	3	1	0	0	0	0	0	0	1	5	0	0	1	.222	.211
Peterson,S	.333	2	3	1	1	0	0	0	0	0	0	0	1	0	0	0	0	.333	.333
Reddick,J	.200	70	125	17	25	3	0	6	16	1	1	1	17	26	1	1	3	.368	.299
Rosales,A	.244	40	78	5	19	2	0	3	5	0	0	2	8	12	0	0	3	.385	.330
SEASON TOTAL	.238	44	84	6	20	2	0	4	9	0	1	2	8	14	0	0	3	.405	.316
Sizemore,S	.200	2	5	0	1	1	0	0	0	0	0	0	0	1	0	0	0	.400	.200
Smith,S	.235	51	81	10	19	2	0	2	6	0	0	0	6	25	0	0	4	.333	.287
Sogard,E	.230	48	61	6	14	2	0	1	8	2	0	4	5	13	3	0	1	.311	.329
Suzuki,K	.313	8	16	3	5	1	0	1	3	0	0	0	1	1	0	0	0	.563	.353
SEASON TOTAL	.246	33	61	5	15	3	0	1	4	1	1	2	4	6	0	0	0	.344	.309
Taylor,M	.091	5	11	0	1	0	0	0	0	0	0	0	2	5	0	0	0	.091	.231
Vogt,S	.222	13	18	2	4	1	0	1	1	0	0	0	0	4	0	0	1	.444	.222
Weeks,J	.000	1	1	0	0	0	0	0	0	0	0	0	0	1	0	0	0	.000	.000
Wells,C	.000	2	4	0	0	0	0	0	0	0	0	0	0	1	0	0	0	.000	.000
SEASON TOTAL	.143	22	42	0	6	2	0	0	0	0	0	0	2	10	0	1	1	.190	.182
Young,C	.209	75	148	21	31	7	1	6	17	0	2	1	24	39	2	1	2	.392	.320
PITCHERS	.000	7	0	0	0	0	0	0	0	0	0	0	1	5	0	0	0	.000	.125
<b>TOTALS</b>	<b>.258</b>	<b>1853</b>	<b>252</b>	<b>478</b>	<b>95</b>	<b>5</b>	<b>70</b>	<b>238</b>	<b>6</b>	<b>15</b>	<b>17</b>	<b>196</b>	<b>393</b>	<b>20</b>	<b>8</b>	<b>41</b>	<b>.428</b>	<b>.332</b>	

PITCHER	AVG	AB	H	HR	HB	BB	SO
Anderson,B	.283	46	13	2	0	5	15
Balfour,G	.192	125	24	3	0	13	41
Blevins,J	.253	95	24	5	3	5	28
Chavez,J	.246	118	29	0	2	14	29
Colon,B	.261	380	99	11	0	17	57
Cook,R	.279	111	31	1	0	19	28
Doolittle,S	.188	85	16	2	0	5	20
Figueroa,P	.429	7	3	0	0	0	1
Gray,S	.226	137	31	2	0	15	36
Griffin,A	.226	412	93	15	1	36	84
Milone,T	.298	131	39	4	0	12	21
Neshek,P	.315	54	17	4	0	5	12
Okajima,H	.444	9	4	0	0	0	1
Otero,D	.269	78	21	0	0	4	13
Parker,J	.257	424	109	15	4	34	82
Resop,C	.324	34	11	2	1	7	6
Scribner,E	.220	50	11	0	0	4	12
Straily,D	.244	295	72	9	1	36	59
<b>TOTALS</b>	<b>.250</b>	<b>2591</b>	<b>647</b>	<b>75</b>	<b>12</b>	<b>231</b>	<b>545</b>



# STATS VS. RIGHT-HANDERS

BATTER	AVG	G	AB	R	H	2B	3B	HR	RBI	SH	SF	HP	BB	SO	SB	CS	DP	SLG	OBP
Barton,D	.269	35	78	12	21	1	0	3	12	0	2	1	10	12	0	0	1	.397	.352
Callaspo,A	.263	47	95	12	25	4	0	2	14	0	1	1	14	20	0	0	2	.368	.360
SEASON TOTAL	.253	124	304	33	77	11	0	5	39	0	5	1	38	37	0	1	7	.339	.333
Cespedes,Y	.223	128	368	47	82	18	3	15	54	0	2	3	17	96	4	3	7	.410	.262
Choice,M	.300	7	10	0	3	1	0	0	0	0	0	0	4	0	0	0	0	.400	.300
Crisp,C	.286	117	325	66	93	15	3	16	48	2	6	0	40	34	16	4	6	.498	.358
Donaldson,J	.285	152	403	50	115	18	3	13	57	1	3	4	53	85	4	2	12	.442	.371
Freiman,N	.167	33	42	0	7	0	0	0	2	0	0	1	3	7	0	0	2	.167	.239
Jaso,J	.282	69	181	29	51	12	0	3	20	0	1	1	37	36	2	1	5	.398	.405
Lowrie,J	.282	142	393	52	111	27	1	14	55	1	3	1	33	64	0	0	8	.463	.337
Montz,L	.000	2	3	0	0	0	0	0	0	0	0	0	0	1	0	0	0	.000	.000
Moss,B	.268	137	366	61	98	22	2	26	71	0	2	5	44	102	4	1	4	.552	.353
Norris,D	.149	71	114	15	17	4	0	0	5	1	2	3	15	38	1	0	1	.184	.261
Parrino,A	.063	11	16	1	1	1	0	0	1	0	0	0	1	7	0	0	0	.125	.118
Peterson,S	.000	2	4	0	0	0	0	0	0	1	0	0	1	2	0	0	0	.000	.200
Reddick,J	.238	104	260	37	62	16	2	6	40	0	6	1	29	60	8	1	1	.385	.311
Rosales,A	.121	33	58	6	7	3	0	1	3	4	0	2	2	19	0	0	1	.224	.177
SEASON TOTAL	.127	46	63	9	8	3	0	1	3	4	0	2	2	20	0	0	1	.222	.179
Sizemore,S	.000	1	1	0	0	0	0	0	0	0	0	0	0	1	0	0	0	.000	.000
Smith,S	.258	112	287	39	74	25	0	6	34	0	0	3	33	69	0	0	6	.408	.341
Sogard,E	.274	127	307	39	84	22	3	1	27	4	4	1	22	38	7	5	3	.375	.320
Suzuki,K	.294	13	17	3	5	1	0	1	4	0	0	0	1	2	0	0	0	.529	.333
SEASON TOTAL	.228	85	224	20	51	10	1	4	28	1	3	1	18	29	2	0	2	.335	.285
Taylor,M	.000	7	12	0	0	0	0	0	0	0	0	0	0	0	0	0	0	1.000	.000
Vogt,S	.256	47	117	16	30	5	1	3	15	2	2	0	9	24	0	1	1	.393	.305
Weeks,J	.125	8	8	3	1	0	0	0	0	0	0	0	0	4	0	0	0	.125	.125
Wells,C	.000	1	1	0	0	0	0	0	0	0	0	0	0	0	0	0	0	0.000	.000
SEASON TOTAL	.113	42	53	6	6	0	0	1	0	0	0	5	21	0	0	0	0	.113	.190
Young,C	.193	92	187	25	36	11	2	6	23	0	0	1	12	54	8	2	5	.369	.245
PITCHERS	.133	15	2	2	0	0	0	1	0	0	0	1	6	0	0	0	1	.133	.188
<b>TOTALS</b>	<b>.252</b>	<b>3668</b>	<b>515</b>	<b>925</b>	<b>206</b>	<b>20</b>	<b>116</b>	<b>487</b>	<b>15</b>	<b>34</b>	<b>28</b>	<b>377</b>	<b>785</b>	<b>54</b>	<b>20</b>	<b>67</b>	<b>.414</b>	<b>.324</b>	

PITCHER	AVG	AB	H	HR	HB	BB	SO
Anderson,B	.288	132	38	3	0	16	31
Balfour,G	.222	108	24	4	0	14	31
Blevins,J	.190	121	23	2	1	12	24
Chavez,J	.212	99	21	3	1	6	26
Colon,B	.268	351	94	3	0	12	60
Cook,R	.207	150	31	1	4	6	39
Doolittle,S	.227	163	37	2	2	8	40
Figueroa,P	.375	8	3	2	0	3	2
Gray,S	.198	101	20	2	0	5	31
Griffin,A	.226	345	78	21	3	18	87
Milone,T	.247	489	121	21	2	27	105
Neshek,P	.219	105	23	2	0	10	17
Okajima,H	.300	10	3	1	0	2	0
Otero,D	.284	74	21	0	0	2	14
Parker,J	.221	312	69	10	3	29	52
Resop,C	.268	41	11	1	1	3	7
Scribner,E	.263	57	15	3	0	3	7
Straily,D	.221	272	60	7	6	21	65
<b>TOTALS</b>	<b>.236</b>	<b>2938</b>	<b>692</b>	<b>88</b>	<b>23</b>	<b>197</b>	<b>638</b>

# FINAL STANDINGS

## LAST 10

A.L. EAST	WON	LOST	PCT.	GB	GAMES	STREAK	HOME	ROAD	vs EAST	vs CENT	vs WEST	vs N.L.
Boston	97	65	.599	-	5-5	Lost 2	53-28	44-37	44-32	19-15	20-12	14-6
Tampa Bay	92	71	.564	5.5	8-2	Won 2	51-30	41-41	43-33	19-14	18-16	12-8
Baltimore	85	77	.525	12.0	4-6	Won 2	46-35	39-42	36-40	17-16	21-12	11-9
New York	85	77	.525	12.0	5-5	Won 3	46-35	39-42	37-39	22-11	17-16	9-11
Toronto	74	88	.457	23.0	4-6	Lost 1	40-41	34-47	30-46	16-16	17-17	11-9

## LAST 10

A.L. CENTRAL	WON	LOST	PCT.	GB	GAMES	STREAK	HOME	ROAD	vs EAST	vs CENT	vs WEST	vs N.L.
Detroit	93	69	.574	-	5-5	Lost 3	51-30	42-39	17-15	47-29	17-17	12-8
Cleveland	92	70	.568	1.0	10-0	Won 10	51-30	41-40	12-21	44-32	25-8	11-9
Kansas City	86	76	.531	7.0	6-4	Won 1	44-37	42-39	19-15	44-32	14-18	9-11
Minnesota	66	96	.407	27.0	1-9	Lost 6	32-49	34-47	10-23	29-47	19-14	8-12
Chicago	63	99	.389	30.0	3-7	Lost 1	37-44	26-55	14-19	26-50	15-18	8-12

## LAST 10

A.L. WEST	WON	LOST	PCT.	GB	GAMES	STREAK	HOME	ROAD	vs EAST	vs CENT	vs WEST	vs N.L.
Oakland	96	66	.593	-	7-3	Won 1	52-29	44-37	17-15	22-12	44-32	13-7
Texas	91	72	.558	5.5	8-2	Lost 1	46-36	45-36	15-20	13-19	53-23	10-10
Los Angeles	78	84	.481	18.0	4-6	Lost 4	39-42	39-42	18-16	18-14	32-44	10-10
Seattle	71	91	.438	25.0	4-6	Lost 1	36-45	35-46	14-18	13-21	36-40	8-12
Houston	51	111	.315	45.0	0-10	Lost 15	24-57	27-54	9-24	9-24	25-51	8-12

## LAST 10

N.L. EAST	WON	LOST	PCT.	GB	GAMES	STREAK	HOME	ROAD	vs EAST	vs CENT	vs WEST	vs A.L.
Atlanta	96	66	.593	-	6-4	Won 1	56-25	40-41	47-29	19-14	19-14	11-9
Washington	86	76	.531	10.0	5-5	Lost 1	47-34	39-42	43-33	15-19	17-15	11-9
New York	74	88	.457	22.0	6-4	Won 1	33-48	41-40	34-42	12-21	17-16	11-9
Philadelphia	73	89	.451	23.0	2-8	Lost 1	43-38	30-51	37-39	12-21	17-16	7-13
Miami	62	100	.383	34.0	6-4	Won 4	36-45	26-55	29-47	9-23	15-19	9-11

## LAST 10

N.L. CENTRAL	WON	LOST	PCT.	GB	GAMES	STREAK	HOME	ROAD	vs EAST	vs CENT	vs WEST	vs A.L.
St. Louis	97	65	.599	-	8-2	Won 6	54-27	43-38	23-10	46-30	18-15	10-10
Pittsburgh	94	68	.580	3.0	7-3	Won 3	50-31	44-37	20-14	45-31	14-18	15-5
Cincinnati	90	72	.556	7.0	4-6	Lost 5	49-31	41-41	20-13	40-36	19-14	11-9
Milwaukee	74	88	.457	23.0	6-4	Lost 1	37-44	37-44	21-12	34-42	13-20	6-14
Chicago	66	96	.407	31.0	3-7	Lost 3	31-50	35-46	14-18	25-51	14-20	13-7

## LAST 10

N.L. WEST	WON	LOST	PCT.	GB	GAMES	STREAK	HOME	ROAD	vs EAST	vs CENT	vs WEST	vs A.L.
Los Angeles	92	70	.568	-	5-5	Lost 2	47-34	45-36	22-11	21-12	37-39	12-8
Arizona	81	81	.500	11.0	4-6	Won 1	45-36	36-45	14-18	20-14	36-40	11-9
San Diego	76	86	.469	16.0	5-5	Lost 1	45-36	31-50	16-17	17-16	35-41	8-12
San Francisco	76	86	.469	16.0	6-4	Won 1	42-40	34-46	15-17	11-23	44-32	6-14
Colorado	74	88	.457	18.0	5-5	Won 2	45-36	29-52	13-22	18-13	38-38	5-15

A.L. WILD CARD	WON	LOST	PCT.	GB	N.L. WILD CARD	WON	LOST	PCT.	GB
Cleveland	92	70	.568	-	Pittsburgh	94	68	.580	-
Tampa Bay	92	71	.564	-	Cincinnati	90	72	.556	-
Texas	91	72	.558	1.0	Washington	86	76	.531	4.0
Kansas City	86	76	.531	5.5	Arizona	81	81	.500	9.0
Baltimore	85	77	.525	6.5	San Diego	76	86	.469	14.0
New York	85	77	.525	6.5	San Francisco	76	86	.469	14.0

# MAJOR LEAGUE ATTENDANCE

CLUB	HOME		AMERICAN		LEAGUE		ROAD		
	TOTAL	AVERAGE	DATES	GAMES	SEASON	HIGH	TOTAL	AVERAGE	
New York	3,279,589	40,489	81	(81)	49,514	4/01	2,690,614	33,633	80
Texas	3,178,273	38,759	82	(82)	48,845	4/05	2,277,838	28,121	81
Detroit	3,083,397	38,067	81	(81)	45,051	4/05	2,270,003	28,025	81
Los Angeles	3,019,505	37,278	81	(81)	44,014	4/09	2,234,632	27,588	81
Boston	2,833,333	34,979	81	(81)	38,540	9/18	2,676,645	33,045	81
Toronto	2,536,562	31,316	81	(81)	48,857	4/02	2,271,213	28,040	81
Minnesota	2,477,644	30,588	81	(81)	39,317	6/16	2,188,785	27,022	81
Baltimore	2,357,561	29,106	81	(81)	46,653	4/05	2,318,795	28,627	81
<b>Oakland</b>	<b>1,809,302</b>	<b>22,337</b>	<b>81</b>	<b>(81)</b>	<b>36,067</b>	<b>4/01</b>	<b>2,373,982</b>	<b>29,308</b>	<b>81</b>
Chicago	1,768,413	22,105	80	(81)	39,012	4/01	2,213,981	27,333	81
Seattle	1,761,546	21,747	81	(81)	46,027	8/10	2,304,056	28,445	81
Kansas City	1,750,754	21,614	81	(81)	40,073	4/08	2,222,078	27,433	81
Houston	1,651,883	20,394	81	(81)	41,307	3/31	2,233,523	27,574	81
Cleveland	1,572,926	19,662	80	(81)	41,567	4/08	2,258,745	28,234	80
Tampa Bay	1,510,300	18,646	81	(81)	34,078	4/02	2,472,703	30,155	82
<b>Totals</b>	<b>34,590,988</b>	<b>28,493</b>	<b>1214</b>	<b>(1216)</b>			<b>35,007,593</b>	<b>28,837</b>	<b>1214</b>

CLUB	HOME		NATIONAL		LEAGUE		ROAD		
	TOTAL	AVERAGE	DATES	GAMES	SEASON	HIGH	TOTAL	AVERAGE	
Los Angeles	3,743,527	46,216	81	(81)	53,393	9/12	2,863,247	35,349	81
St. Louis	3,369,769	41,602	81	(81)	47,345	4/08	2,589,923	32,374	80
San Francisco	3,369,106	41,594	81	(82)	42,747	4/21	2,790,872	34,886	80
Philadelphia	3,012,403	37,190	81	(81)	45,725	6/22	2,467,542	30,463	81
Colorado	2,793,828	34,492	81	(81)	49,077	4/05	2,646,264	32,670	81
Washington	2,652,422	32,746	81	(81)	45,274	4/01	2,478,384	30,597	81
Chicago	2,642,682	32,626	81	(81)	42,240	7/13	2,604,903	32,159	81
Atlanta	2,548,679	31,465	81	(81)	51,456	4/01	2,498,497	30,846	81
Milwaukee	2,531,105	31,248	81	(81)	45,781	4/01	2,518,668	31,095	81
Cincinnati	2,492,059	31,151	80	(80)	43,168	4/01	2,673,569	33,007	81
Pittsburgh	2,256,862	28,211	80	(81)	39,514	8/31	2,712,561	33,488	81
San Diego	2,166,691	26,749	81	(81)	44,436	4/09	2,609,190	32,212	81
New York	2,135,657	26,696	80	(81)	41,891	9/29	2,480,896	30,628	81
Arizona	2,134,795	26,355	81	(81)	48,033	4/01	2,677,427	33,055	81
Miami	1,586,322	19,584	81	(81)	34,439	4/08	2,407,359	30,092	80
<b>Totals</b>	<b>39,435,907</b>	<b>32,538</b>	<b>1212</b>	<b>(1215)</b>			<b>39,019,302</b>	<b>32,194</b>	<b>1212</b>

<b>Grand Totals</b>	<b>74,026,895</b>	<b>30,514</b>	<b>2426</b>	<b>(2431)</b>			<b>74,026,895</b>	<b>30,514</b>	<b>2426</b>
---------------------	-------------------	---------------	-------------	---------------	--	--	-------------------	---------------	-------------

## POSTSEASON RESULTS

**AMERICAN LEAGUE WILD CARD GAME**  
Tampa Bay 4, Cleveland 0

**NATIONAL LEAGUE WILD CARD GAME**  
Pittsburgh 6, Cincinnati 2

**AMERICAN LEAGUE DIVISION SERIES**  
Boston defeated Tampa Bay, 3 games to 1  
Detroit defeated Oakland, 3 games to 2

**NATIONAL LEAGUE DIVISION SERIES**  
St. Louis defeated Pittsburgh, 3 games to 2  
Los Angeles defeated Atlanta, 3 games to 1

**AMERICAN LEAGUE CHAMPIONSHIP SERIES**  
Boston defeated Detroit, 4 games to 2

**NATIONAL LEAGUE CHAMPIONSHIP SERIES**  
St. Louis defeated Los Angeles, 4 games to 2

### WORLD SERIES

Boston defeated St. Louis, 4 games to 2

# AL TEAM LEADERS

## CLUB BATTING

CLUB	AVG	G	AB	R	H	TB	2B	3B	HR	RBI	SH	SF	HP	BB	IBB	SO	SB	CS	GI		
																			DP	SLG	OBP
Detroit	.283	162	5735	796	1625	2491	292	23	176	767	32	47	43	531	40	1073	35	20	146	.434	.346
Boston	.277	162	5651	853	1566	2521	363	29	178	819	24	50	72	581	51	1308	123	19	137	.446	.349
Los Angeles	.264	162	5588	733	1476	2316	270	39	164	696	37	64	48	523	40	1221	82	34	150	.414	.329
Texas	.262	163	5585	730	1465	2301	262	23	176	691	45	42	61	462	26	1067	149	46	124	.412	.323
Kansas City	.260	162	5549	648	1443	2101	254	34	112	620	37	42	42	422	38	1048	153	32	131	.379	.315
Baltimore	.260	162	5620	745	1460	2422	298	14	212	719	27	45	36	416	36	1125	79	29	105	.431	.313
Tampa Bay	.257	163	5538	700	1421	2258	296	23	165	670	24	55	36	589	31	1171	73	38	140	.408	.329
Cleveland	.255	162	5465	745	1391	2240	290	23	171	711	31	56	51	562	19	1283	117	36	106	.410	.327
<b>Oakland</b>	<b>.254</b>	<b>162</b>	<b>5521</b>	<b>767</b>	<b>1403</b>	<b>2312</b>	<b>301</b>	<b>25</b>	<b>186</b>	<b>725</b>	<b>21</b>	<b>49</b>	<b>45</b>	<b>573</b>	<b>29</b>	<b>1178</b>	<b>74</b>	<b>28</b>	<b>108</b>	<b>.419</b>	<b>.327</b>
Toronto	.252	162	5537	712	1398	2274	273	24	185	669	29	38	38	510	19	1123	112	41	133	.411	.318
Chicago	.249	162	5563	598	1385	2104	237	19	148	574	19	48	34	411	23	1207	105	42	124	.378	.302
New York	.242	162	5449	650	1321	2048	247	24	144	614	36	36	57	466	33	1214	115	31	121	.376	.307
Minnesota	.242	162	5564	614	1346	2114	285	15	151	590	29	32	52	533	20	1430	52	33	103	.380	.312
Houston	.240	162	5457	610	1307	2049	266	16	148	566	46	38	52	426	17	1535	110	61	110	.375	.299
Seattle	.237	162	5558	624	1318	2165	249	17	188	597	26	28	31	529	21	1353	49	23	122	.390	.306
<b>Totals</b>	<b>.256</b>	<b>83380</b>	<b>21325</b>	<b>4183</b>	<b>2504</b>	<b>463</b>	<b>670</b>	<b>10028</b>	<b>698</b>	<b>7534</b>	<b>443</b>	<b>1428</b>	<b>1860</b>	<b>1860</b>	<b>513</b>	<b>.404</b>					

## CLUB PITCHING

CLUB	W	L	ERA	G	CG	SHO	SV	IP	H	R	ER	HR	HB	BB	IBB	SO	WP	BK	AVG
Kansas City	86	76	3.45	162	5	12	52	1448.1	1366	601	555	155	41	469	21	1208	60	4	250
<b>Oakland</b>	<b>96</b>	<b>66</b>	<b>3.56</b>	<b>162</b>	<b>6</b>	<b>13</b>	<b>46</b>	<b>1452.0</b>	<b>1339</b>	<b>625</b>	<b>574</b>	<b>163</b>	<b>35</b>	<b>428</b>	<b>23</b>	<b>1183</b>	<b>56</b>	<b>1</b>	<b>242</b>
Detroit	93	69	3.61	162	3	12	39	1462.2	1369	624	587	128	42	462	29	1428	63	7	247
Texas	91	72	3.62	163	4	10	46	1463.1	1370	636	589	157	48	498	35	1309	68	5	248
Tampa Bay	92	71	3.74	163	9	17	42	1464.0	1315	646	608	153	52	482	38	1310	69	6	240
Boston	97	65	3.79	162	5	8	33	1454.0	1366	656	613	156	47	524	10	1294	47	5	248
Cleveland	92	70	3.82	162	3	16	38	1441.1	1359	662	611	147	58	554	26	1379	71	3	249
New York	85	77	3.94	162	7	10	49	1447.1	1452	671	633	171	51	437	34	1233	57	1	261
Chicago	63	99	3.98	162	5	5	40	1455.0	1424	723	643	182	60	509	24	1249	62	4	256
Baltimore	85	77	4.20	162	2	6	57	1453.0	1438	709	678	202	50	473	32	1169	38	3	259
Los Angeles	78	84	4.23	162	4	12	41	1457.2	1475	737	685	167	45	533	36	1200	74	4	261
Toronto	74	88	4.25	162	4	11	39	1452.0	1451	756	685	195	65	500	33	1208	54	7	259
Seattle	71	91	4.31	162	4	14	43	1465.0	1467	754	702	174	42	478	48	1297	74	1	259
Minnesota	66	96	4.55	162	1	7	40	1450.1	1591	788	733	168	44	458	31	985	50	4	280
Houston	51	111	4.79	162	2	5	32	1440.0	1530	848	766	191	56	616	32	1084	61	6	272
<b>Totals</b>	<b>1220</b>	<b>1212</b>	<b>3.99</b>	<b>1216</b>	<b>64</b>	<b>158</b>	<b>637</b>	<b>21806.0</b>	<b>21312</b>	<b>10436</b>	<b>9662</b>	<b>2509</b>	<b>736</b>	<b>7421</b>	<b>452</b>	<b>18536</b>	<b>904</b>	<b>61</b>	<b>.256</b>

## CLUB FIELDING

CLUB	PCT	G	PO	A	E	TC	DP	TP	PB
Baltimore	.991	162	4359	1614	54	6027	165	0	8
Tampa Bay	.990	163	4392	1593	59	6044	147	0	10
New York	.988	162	4342	1544	69	5955	139	1	16
Detroit	.987	162	4388	1508	76	5972	136	0	14
Minnesota	.987	162	4351	1723	81	6155	178	0	6
Boston	.987	162	4362	1516	80	5958	142	0	15
Texas	.986	163	4390	1549	86	6025	146	0	7
Kansas City	.986	162	4345	1520	85	5950	136	0	6
Seattle	.986	162	4395	1645	88	6128	149	0	11
Cleveland	.983	162	4324	1503	98	5925	135	0	10
<b>Oakland</b>	<b>.983</b>	<b>162</b>	<b>4356</b>	<b>1377</b>	<b>97</b>	<b>5830</b>	<b>112</b>	<b>0</b>	<b>15</b>
Toronto	.982	162	4356	1605	111	6072	145	0	30
Los Angeles	.981	162	4373	1500	112	5985	135	0	7
Chicago	.980	162	4365	1555	121	6041	155	0	21
Houston	.979	162	4320	1635	125	6080	168	0	14
<b>Totals</b>	<b>.985</b>	<b>1216</b>	<b>65418</b>	<b>23387</b>	<b>1342</b>	<b>90147</b>	<b>2188</b>	<b>1</b>	<b>190</b>

## CLUB MISCELLANEOUS

NOTE: "V.LHS/RHS" IS THE CLUB RECORD IN GAMES STARTED BY LEFT OR RIGHT HANDED PITCHERS, NOT NECESSARILY VERSUS THAT INDIVIDUAL PITCHER.

CLUB	VS LHS	VS RHS	GRASS	ARTIF	DAY	NIGHT	1-RUN	X-INN	W	L	S	DOUBLEHEADERS		ATTENDANCE	
												HOME	ROAD		
Baltimore	27-26	58-51	78-64	7-13	27-29	58-48	20-31	8-7	0	0	0	2,357,561	2,318,795		
Boston	32-22	65-43	86-58	11-7	28-15	69-50	21-21	10-6	0	0	0	2,833,333	2,676,645		
Chicago	13-25	50-74	61-94	2-5	24-32	39-67	24-36	8-15	0	1	0	1,768,413	2,213,981		
Cleveland	36-20	56-50	89-67	3-3	33-20	59-50	30-17	10-2	1	0	1	1,572,926	2,258,745		
Detroit	27-23	66-46	89-66	4-3	32-29	61-40	20-26	6-13	0	0	0	3,083,397	2,270,003		
Houston	13-33	38-78	49-106	2-5	11-35	40-76	18-36	4-8	0	0	0	1,651,883	2,233,523		
Kansas City	24-24	62-52	82-73	4-3	34-21	52-55	31-25	11-4	0	0	0	1,750,754	2,222,078		
Los Angeles	18-26	60-58	73-83	5-1	25-22	53-62	24-28	8-8	0	0	0	3,019,505	2,234,632		
Minnesota	16-21	50-75	65-90	1-6	30-34	36-62	24-25	9-7	0	0	0	2,477,644	2,188,785		
New York	32-23	53-54	77-67	8-10	32-24	53-53	30-16	6-6	0	0	1	3,279,589	2,690,614		
<b>Oakland</b>	<b>32-22</b>	<b>64-44</b>	<b>93-62</b>	<b>3-4</b>	<b>39-27</b>	<b>57-39</b>	<b>30-20</b>	<b>7-6</b>	<b>0</b>	<b>0</b>	<b>0</b>	<b>1,809,302</b>	<b>2,373,982</b>		
Seattle	22-29	49-62	68-88	3-3	22-32	49-59	19-29	6-15	0	0	0	1,761,546	2,304,056		
Tampa Bay	30-23	62-48	36-37	56-34	29-24	63-47	26-21	9-7	0	0	0	1,510,300	2,472,703		
Texas	32-19	59-53	88-68	3-4	21-25	70-47	27-20	3-9	0	0	0	3,178,273	2,277,838		
Toronto	19-24	55-64	30-41	44-47	29-28	45-60	20-29	8-9	0	0	0	2,536,562	2,271,213		

## CLUB RANK BATTING

CLUB	AVG	G	AB	R	H	TB	2B	3B	HR	RBI	SH	SF	HP	BB	IBB	SO	SB	CS	DPS	GI		
																				SL	GO	BP
Baltimore	6	3	3	4	5	3	3	15	1	4	10	8	12	14	5	5	10	5	2	3	10	
Boston	2	3	2	1	2	1	1	3	5	1	12	4	1	2	1	12	3	1	12	1	1	
Chicago	11	3	7	15	11	12	15	11	12	14	15	6	14	15	10	8	8	13	8	13	14	
Cleveland	8	3	13	4	10	9	6	7	8	5	7	2	6	4	13	11	4	10	3	8	5	
Detroit	1	3	1	2	1	2	5	7	6	2	6	7	9	6	2	3	15	2	14	2	2	
Houston	14	3	14	14	15	14	10	13	12	15	1	11	4	12	15	15	7	15	5	15	15	
Kansas City	5	3	9	11	6	13	12	2	15	10	3	9	10	13	4	1	1	9	10	12	9	
Los Angeles	3	3	4	6	3	4	9	1	10	6	3	1	7	8	2	10	9	9	15	5	4	
Minnesota	13	3	6	13	12	11	7	14	11	13	8	14	4	5	12	14	13	8	1	11	11	
New York	12	3	15	10	13	15	14	5	14	11	5	13	3	10	6	9	5	6	6	14	12	
<b>Oakland</b>	<b>9</b>	<b>3</b>	<b>12</b>	<b>3</b>	<b>8</b>	<b>5</b>	<b>2</b>	<b>4</b>	<b>3</b>	<b>3</b>	<b>14</b>	<b>5</b>	<b>8</b>	<b>3</b>	<b>8</b>	<b>7</b>	<b>11</b>	<b>4</b>	<b>4</b>	<b>4</b>	<b>6</b>	
Seattle	15	3	8	12	14	10	13	12	2	12	11	15	15	7	11	13	14	3	7	10	13	
Tampa Bay	7	1	10	9	7	8	4	7	9	8	12	3	12	1	7	6	12	11	13	9	3	
Texas	4	1	5	7	4	6	11	7	6	7	2	9	2	11	9	2	2	14	8	6	7	
Toronto	10	3	11	8	9	7	8	5	4	8	8	11	11	9	13	4	6	12	11	7	8	

## CLUB RANK PITCHING

CLUB	W	L	ERA	G	CG	SHO	SV	IP	H	TBF	R	ER	HR	SH	SF	HB	BB	IBB	SO	WP	BK
Boston	1	15	6	3	4	11	14	7	4	6	6	7	5	1	3	7	12	1	6	2	10
Chicago	14	2	9	3	4	14	9	6	8	10	10	9	12	10	14	14	11	4	7	9	6
Cleveland	4	12	7	3	11	2	13	14	3	9	7	6	2	15	2	13	14	5	2	13	4
Detroit	3	13	3	3	11	5	11	4	6	4	2	3	1	10	3	3	4	6	1	10	14
Houston	15	1	15	3	13	14	15	15	14	15	15	13	8	9	12	15	8	14	8	12	
Kansas City	7	9	1	3	4	5	2	12	4	1	1	4	2	11	2	5	2	9	7	6	
Los Angeles	10	6	11	3	7	5	8	5	13	14	11	11	8	14	1	6	13	13	11	14	6
Minnesota	13	3	14	3	15	12	9	11	15	12	14	14	9	4	15	5	3	7	15	3	6
New York	8	7	8	3	2	9	3	13	11	5	8	8	10	6	9	10	2	11	8	6	1
<b>Oakland</b>	<b>2</b>	<b>14</b>	<b>2</b>	<b>3</b>	<b>3</b>	<b>4</b>	<b>4</b>	<b>9</b>	<b>2</b>	<b>2</b>	<b>3</b>	<b>2</b>	<b>7</b>	<b>13</b>	<b>3</b>	<b>1</b>	<b>1</b>	<b>3</b>	<b>12</b>	<b>5</b>	<b>1</b>
Seattle	12	4	13	3	7	3	6	1	12	12	13	11	8	11	3	7	15	5	14	1	
Tampa Bay	4	11	5	1	1	1	7	2	1	3	5	5	3	2	3	11	8	14	3	12	12
Texas	6	10	4	1	7	9	4	3	7	8	4	4	6	7	8	8	9	12	4	11	10
Toronto	11	5	12	3	7	8	11	9	10	11	13	11	14	5	11	15	10	10	9	4	14

REVIEW

# AL BATTING LEADERS

BATTING AVERAGE		HOME RUNS		RUNS BATTED IN		MULTI HIT GAMES					
.348	Cabrera,M	DET	53	Davis,C	BAL	138	Davis,C	BAL	60	Hosmer,E	KC
.324	Mauer,J	MIN	44	Cabrera,M	DET	137	Cabrera,M	DET	58	Pedroia,D	BOS
.323	Trout,M	LAA	36	Encarnacio,E	TOR	108	Jones,A	BAL	58	Beltre,A	TEX
.315	Beltre,A	TEX	34	Trumbo,M	LAA	107	Cano,R	NYE	56	Trout,M	LAA
.314	Cano,R	NYE	34	Dunn,A	CWS	106	Fielder,P	DET	<b>56</b>	<b>Donaldson,J</b>	<b>OAK</b>
.309	Ortiz,D	BOS	33	Jones,A	BAL	104	Encarnacio,E	TOR	56	Hunter,T	DET
.304	Hunter,T	DET	32	Longoria,E	TB	103	Ortiz,D	BOS	55	Machado,M	BAL
.303	Nava,D	BOS	<b>30</b>	<b>Moss,B</b>	<b>OAK</b>	100	Trumbo,M	LAA	54	Cano,R	NYE
.302	Hosmer,E	KC	30	Beltre,A	TEX	97	Trout,M	LAA	52	Gordon,A	KC
.301	Pedroia,D	BOS	30	Ortiz,D	BOS	<b>93</b>	<b>Donaldson,J</b>	<b>OAK</b>	52	Cabrera,M	DET

RUNS		HITS		TOTAL BASES		GRAND SLAMS					
109	Trout,M	LAA	199	Beltre,A	TEX	370	Davis,C	BAL	3	Napoli,M	BOS
103	Davis,C	BAL	193	Pedroia,D	BOS	353	Cabrera,M	DET	2	Dominguez,M	HOU
103	Cabrera,M	DET	193	Cabrera,M	DET	328	Trout,M	LAA	2	Middlebro,W	BOS
100	Jones,A	BAL	190	Trout,M	LAA	322	Jones,A	BAL	2	Gordon,A	KC
99	Jackson,A	DET	190	Cano,R	NYE	321	Beltre,A	TEX	2	Encarnacio,E	TOR
<b>93</b>	<b>Crisp,C</b>	<b>OAK</b>	189	Machado,M	BAL	312	Cano,R	NYE	2	Cruz,N	TEX
92	Ellsbury,J	BOS	188	Hosmer,E	KC	306	Longoria,E	TB	2	Blanco,H	SEA
91	Andrus,E	TEX	186	Jones,A	BAL	292	Ortiz,D	BOS	1	43 players tied	
91	Longoria,E	TB	184	Hunter,T	DET	<b>289</b>	<b>Donaldson,J</b>	<b>OAK</b>			
91	Pedroia,D	BOS	182	Martinez,V	DET	288	Machado,M	BAL			

DOUBLES		TRIPLES		STOLEN BASES		HITTING STREAKS					
51	Machado,M	BAL	10	Gardner,B	NYE	52	Ellsbury,J	BOS	19	Ellsbury,J	BOS
<b>45</b>	<b>Lowrie,J</b>	<b>OAK</b>	9	Trout,M	LAA	45	Davis,R	TOR		19-Jun - 11-Jul	
42	Davis,C	BAL	8	Ellsbury,J	BOS	42	Andrus,E	TEX	18	Iglesias,J	DET
42	Pedroia,D	BOS	8	Drew,S	BOS	42	Rios,A	TEX		27-May - 18-Jun	
41	Cano,R	NYE	7	Jackson,A	DET	36	Martin,L	TEX	18	Rios,A	TEX
40	Saltalamac,J	BOS	6	Martin,L	TEX	35	Altuve,J	HOU		5-May - 24-May	
39	Ramirez,A	CWS	6	Miller,B	SEA	34	Dyson,J	KC	16	5 streaks tied	
39	Trout,M	LAA	6	Jennings,D	TB	33	Trout,M	LAA			
39	Longoria,E	TB	6	Gordon,A	KC	30	3 players tied				
39	Santana,C	CLE	6	Bourn,M	CLE						

WALKS		ON BASE PERCENTAGE		SLUGGING PERCENTAGE		EXTRA BASE HITS					
110	Trout,M	LAA	.442	Cabrera,M	DET	.636	Cabrera,M	DET	96	Davis,C	BAL
93	Santana,C	CLE	.432	Trout,M	LAA	.634	Davis,C	BAL	75	Trout,M	LAA
90	Cabrera,M	DET	.404	Mauer,J	MIN	.564	Ortiz,D	BOS	74	Longoria,E	TB
82	Encarnacio,E	TOR	.395	Ortiz,D	BOS	.557	Trout,M	LAA	71	Cabrera,M	DET
79	Butler,B	KC	.385	Nava,D	BOS	.534	Encarnacio,E	TOR	70	Ortiz,D	BOS
77	Swisher,N	CLE	<b>.384</b>	<b>Donaldson,J</b>	<b>OAK</b>	<b>.522</b>	<b>Moss,B</b>	<b>OAK</b>	69	Jones,A	BAL
76	Kipnis,J	CLE	.383	Cano,R	NYE	.516	Cano,R	NYE	68	Machado,M	BAL
<b>76</b>	<b>Donaldson,J</b>	<b>OAK</b>	.377	Santana,C	CLE	.509	Beltre,A	TEX	68	Cano,R	NYE
76	Dunn,A	CWS	.374	Butler,B	KC	<b>.499</b>	<b>Donaldson,J</b>	<b>OAK</b>	66	Trumbo,M	LAA
76	Ortiz,D	BOS	.372	Pedroia,D	BOS	.498	Longoria,E	TB	66	Encarnacio,E	TOR

OUTFIELD ASSISTS		HOME BATTING AVG		ROAD BATTING AVG		RISP BATTING AVG					
17	Gordon,A	KC	.366	Cabrera,M	DET	.351	Loney,J	TB	.397	Cabrera,M	DET
14	Martin,L	TEX	.333	Hunter,T	DET	.331	Cabrera,M	DET	.377	Perez,S	KC
14	Viciedo,D	CWS	.327	Kendrick,H	LAA	.326	Trout,M	LAA	.375	Brantley,M	CLE
11	Jones,A	BAL	.325	Cano,R	NYE	.324	Mauer,J	MIN	.357	Cano,R	NYE
11	Brantley,M	CLE	.325	Beltre,A	TEX	.314	Lind,A	TOR	.356	Gardner,B	NYE
10	Victorino,S	BOS	.323	Mauer,J	MIN	.313	Ortiz,D	BOS	.343	Davis,C	BAL
10	Murphy,D	TEX	.322	Victorino,S	BOS	<b>.309</b>	<b>Donaldson,J</b>	<b>OAK</b>	.341	Butler,B	KC
<b>10</b>	<b>Cespedes,Y</b>	<b>OAK</b>	.319	Trout,M	LAA	.307	Beltre,A	TEX	.337	Jones,A	BAL
9	5 players tied		.318	Butler,B	KC	.305	Hosmer,E	KC	<b>.336</b>	<b>Donaldson,J</b>	<b>OAK</b>
			.318	Perez,S	KC	.303	Cano,R	NYE	.326	Machado,M	BAL

**DAY BATTING AVG**

.358	Kipnis,J	CLE
.348	Jones,A	BAL
.348	Cabrera,M	DET
.338	Ortiz,D	BOS
.329	Lind,A	TOR
.327	Trout,M	LAA
.322	Bautista,J	TOR
.320	Kendrick,H	LAA
.318	Mauer,J	MIN
.313	Cano,R	NYN

**NIGHT BATTING AVG**

.348	Cabrera,M	DET
.327	Mauer,J	MIN
.327	Martinez,V	DET
.322	Beltre,A	TEX
.321	Trout,M	LAA
<b>.316 Donaldson,J</b>	<b>OAK</b>	
.316	Loney,J	TB
.315	Cano,R	NYN
.313	Butler,B	KC
.311	Kinsler,I	TEX

**VS RIGHTY AVG**

.341	Cabrera,M	DET
.339	Ortiz,D	BOS
.329	Cano,R	NYN
.328	Ellsbury,J	BOS
.327	Trout,M	LAA
.324	Mauer,J	MIN
.322	Nava,D	BOS
.316	Davis,C	BAL
.314	Martinez,V	DET
.312	Beltre,A	TEX

**VS LEFTY AVG.**

.368	Cabrera,M	DET
.354	Pedroia,D	BOS
<b>.335 Donaldson,J</b>	<b>OAK</b>	
.328	Dozier,B	MIN
.325	Beltre,A	TEX
.323	Hosmer,E	KC
.322	Mauer,J	MIN
.321	Suzuki,I	NYN
.317	Perez,S	KC
.314	Victorino,S	BOS

**CAUGHT STEALING**

13	Altuve,J	HOU
12	Bourn,M	CLE
11	Barnes,B	HOU
11	Kinsler,I	TEX
9	Martin,L	TEX
9	Ramirez,A	CWS
8	6 players tied	

**SACRIFICE BUNTS**

16	Andrus,E	TEX
12	Martin,L	TEX
10	Kawasaki,M	TOR
10	Victorino,S	BOS
9	Machado,M	BAL
9	Escobar,A	KC
8	Gonzalez,M	HOU
8	Getz,C	KC
8	Aybar,E	LAA
7	3 players tied	

**SACRIFICE FLIES**

12	Wieters,M	BAL
10	Kipnis,J	CLE
10	Hunter,T	DET
9	Hamilton,J	LAA
8	9 players tied	

**STRIKEOUTS**

212	Carter,C	HOU
199	Davis,C	BAL
189	Dunn,A	CWS
187	Napoli,M	BOS
184	Trumbo,M	LAA
162	Longoria,E	TB
158	Hamilton,J	LAA
154	Reynolds,M	NYN
148	Arencibia,J	TOR
147	De Aza,A	CWS

**GROUNDING INTO DP**

28	Butler,B	KC
24	Altuve,J	HOU
24	Pedroia,D	BOS
23	Martinez,V	DET
21	Morales,K	SEA
21	Ortiz,D	BOS
20	Lind,A	TOR
20	Fielder,P	DET
20	Encarnacio,E	TOR
19	3 players tied	

**INTENTIONAL WALKS**

27	Ortiz,D	BOS
19	Cabrera,M	DET
16	Cano,R	NYN
12	Davis,C	BAL
12	Beltre,A	TEX
11	Butler,B	KC
10	Trout,M	LAA
10	Longoria,E	TB
10	Martinez,V	DET
8	Pujols,A	LAA

**HIT BY PITCH**

18	Victorino,S	BOS
15	Nava,D	BOS
14	Willingham,J	MIN
11	Iglesias,J	DET
10	Davis,C	BAL
9	Trout,M	LAA
9	Gordon,A	KC
9	Fielder,P	DET
9	Pierzynski,A	TEX
8	7 players tied	

**AT BATS**

667	Machado,M	BAL
653	Jones,A	BAL
641	Pedroia,D	BOS
637	Ramirez,A	CWS
634	Markakis,N	BAL
633	Gordon,A	KC
631	Beltre,A	TEX
626	Altuve,J	HOU
624	Fielder,P	DET
623	Hosmer,E	KC

**HARDEST TO FAN (PLATE APP. PER SO)**

<b>11.0 Callaspo,A</b>	<b>OAK</b>	
10.8	Martinez,V	DET
10.4	Kinsler,I	TEX
10.0	Encarnacio,E	TOR
10.0	Aybar,E	LAA
9.9	Ramirez,A	CWS
9.7	Pedroia,D	BOS
9.2	Markakis,N	BAL
9.1	Brantley,M	CLE
<b>9.0 Crisp,C</b>	<b>OAK</b>	

**RBI RATIO (AT BATS PER RBI)**

4.1	Cabrera,M	DET
4.2	Davis,C	BAL
5.0	Ortiz,D	BOS
5.1	Encarnacio,E	TOR
<b>5.1 Moss,B</b>	<b>OAK</b>	
5.4	Napoli,M	BOS
5.7	Cano,R	NYN
5.9	Fielder,P	DET
6.0	Jones,A	BAL
6.1	Trout,M	LAA

**HOME RUN RATIO (AT BAT PER HOME RUN)**

11.0	Davis,C	BAL
12.6	Cabrera,M	DET
14.7	Encarnacio,E	TOR
<b>14.9 Moss,B</b>	<b>OAK</b>	
15.4	Dunn,A	CWS
16.1	Bautista,J	TOR
17.3	Ortiz,D	BOS
17.4	Carter,C	HOU
18.2	Trumbo,M	LAA
19.2	Longoria,E	TB

**HARDEST TO DOUBLE UP (AT BATS PER DOUBLE)**

262.5	Bourn,M	CLE
262.5	Dunn,A	CWS
158.3	Gordon,A	KC
146.0	Davis,C	BAL
<b>111.5 Moss,B</b>	<b>OAK</b>	
109.0	Kinsler,I	TEX
95.4	Victorino,S	BOS
87.8	Jennings,D	TB
86.7	Suzuki,I	NYN
77.3	Santana,C	CLE

**GAMES PLAYED**

162	Butler,B	KC
162	Fielder,P	DET
161	Beltre,A	TEX
160	Seager,K	SEA
160	Longoria,E	TB
160	Davis,C	BAL
160	Pedroia,D	BOS
160	Jones,A	BAL
160	Markakis,N	BAL
160	Cano,R	NYN



# AL PITCHING LEADERS

## EARNED RUN AVERAGE

2.57	Sanchez,A	DET
<b>2.65</b>	<b>Colon,B</b>	<b>OAK</b>
2.66	Iwakuma,H	SEA
2.83	Darvish,Y	TEX
2.90	Scherzer,M	DET
3.04	Hernandez,F	SEA
3.07	Sale,C	CWS
3.15	Shields,J	KC
3.24	Santana,E	KC
3.30	Jimenez,U	CLE

## WINS

21	Scherzer,M	DET
<b>18</b>	<b>Colon,B</b>	<b>OAK</b>
17	Moore,M	TB
17	Wilson,C	LAA
16	Tillman,C	BAL
15	Guthrie,J	KC
15	Lester,J	BOS
14	7 players tied	

## WINNING STREAKS

13	Scherzer,M	DET
	6-Apr - 3-Jul	
11	Buchholz,C	BOS
	3-Apr - 15-Sep	
<b>9</b>	<b>Parker,J</b>	<b>OAK</b>
	28-May - 4-Sep	
9	Wilson,C	LAA
	10-Jul - 16-Sep	
8	2 streaks tied	

## SAVES

50	Johnson,J	BAL
47	Holland,G	KC
44	Rivera,M	NYY
43	Nathan,J	TEX
40	Reed,A	CWS
<b>38</b>	<b>Balfour,G</b>	<b>OAK</b>
37	Frieri,E	LAA
37	Rodney,F	TB
36	Perkins,G	MIN
34	Janssen,C	TOR

## GAMES STARTED

34	Verlander,J	DET
34	Shields,J	KC
34	Dickey,R	TOR
33	8 players tied	

## COMPLETE GAMES

4	Sale,C	CWS
4	Price,D	TB
3	Masterson,J	CLE
3	Nova,I	NYY
3	Vargas,J	LAA
3	Guthrie,J	KC
3	Dickey,R	TOR
<b>3</b>	<b>Colon,B</b>	<b>OAK</b>
2	9 players tied	

## GAMES

80	Peralta,J	TB
77	Allen,C	CLE
76	Schepers,T	TEX
76	Lindstrom,M	CWS
75	De La Rosa,D	LAA
74	Johnson,J	BAL
73	Uehara,K	BOS
73	Fien,C	MIN
73	Duensing,B	MIN
71	5 players tied	

## INNINGS PITCHED

228.2	Shields,J	KC
224.2	Dickey,R	TOR
219.2	Iwakuma,H	SEA
218.1	Verlander,J	DET
214.1	Sale,C	CWS
214.1	Scherzer,M	DET
213.1	Lester,J	BOS
213.0	Holland,D	TEX
212.1	Wilson,C	LAA
211.2	Guthrie,J	KC

## STRIKEOUTS

277	Darvish,Y	TEX
240	Scherzer,M	DET
226	Sale,C	CWS
217	Verlander,J	DET
216	Hernandez,F	SEA
202	Sanchez,A	DET
196	Shields,J	KC
195	Masterson,J	CLE
194	Jimenez,U	CLE
189	Holland,D	TEX

## WINNING PERCENTAGE

.875	Scherzer,M	DET	(21-3)
.810	Moore,M	TB	(17-4)
<b>.750</b>	<b>Colon,B</b>	<b>OAK</b>	<b>(18-6)</b>
.708	Wilson,C	LAA	(17-7)
.706	Peavy,J	BOS	(12-5)
.700	Iwakuma,H	SEA	(14-6)
.696	Tillman,C	BAL	(16-7)
.688	Kluber,C	CLE	(11-5)
.652	Lester,J	BOS	(15-8)
.647	Doubront,F	BOS	(11-6)

## SHUTOUTS

3	Masterson,J	CLE
<b>3</b>	<b>Colon,B</b>	<b>OAK</b>
2	Holland,D	TEX
2	Archer,C	TB
2	Nova,I	NYY
2	Vargas,J	LAA
2	Guthrie,J	KC
2	Harang,A	SEA
1	12 players tied	

## OPP. BATTING AVERAGE AGAINST

.194	Darvish,Y	TEX
.198	Scherzer,M	DET
.220	Iwakuma,H	SEA
.222	Masterson,J	CLE
<b>.226</b>	<b>Griffin,A</b>	<b>OAK</b>
.229	Sanchez,A	DET
.230	Sale,C	CWS
.238	Santana,E	KC
.239	Jimenez,U	CLE
.241	Tillman,C	BAL

## HOME EARNED RUN AVERAGE

2.35	Kuroda,H	NYY
2.44	Nova,I	NYY
2.47	Lackey,J	BOS
2.55	Wilson,C	LAA
<b>2.58</b>	<b>Colon,B</b>	<b>OAK</b>
2.69	Darvish,Y	TEX
2.70	Sanchez,A	DET
2.81	Cobb,A	TB
2.86	Iwakuma,H	SEA
2.97	Sale,C	CWS

## ROAD EARNED RUN AVERAGE

2.07	Shields,J	KC
2.28	Scherzer,M	DET
2.44	Sanchez,A	DET
2.45	Iwakuma,H	SEA
2.63	Hernandez,F	SEA
<b>2.73</b>	<b>Colon,B</b>	<b>OAK</b>
2.74	Moore,M	TB
2.95	Jimenez,U	CLE
3.05	Darvish,Y	TEX
3.11	Price,D	TB

**DAY EARNED RUN AVERAGE**

2.26	Kuroda,H
2.35	Masterson,J
2.48	Wilson,C
2.49	Verlander,J
2.52	Iwakuma,H
2.52	Darvish,Y
2.73	Archer,C
2.84	Lester,J
2.92	Holland,D
<b>2.95</b>	<b>Colon,B</b>

**NIGHT EARNED RUN AVERAGE**

2.34	Sanchez,A	DET
<b>2.40</b>	<b>Colon,B</b>	<b>OAK</b>
2.47	Sale,C	CWS
2.74	Iwakuma,H	SEA
2.76	Scherzer,M	DET
2.96	Darvish,Y	TEX
2.98	Jimenez,U	CLE
3.00	Santana,E	KC
3.02	Hernandez,F	SEA
3.17	Shields,J	KC

**HITS ALLOWED**

236	Guthrie,J	KC
232	Saunders,J	SEA
229	Fister,D	DET
224	Sabathia,C	NYN
223	Buehrle,M	TOR
218	Correia,K	MIN
215	Shields,J	KC
212	Verlander,J	DET
210	Holland,D	TEX
209	Lester,J	BOS

**LOSSES**

17	Harrell,L	HOU
16	Saunders,J	SEA
16	Sale,C	CWS
14	Hughes,P	NYN
14	Danks,J	CWS
14	Blanton,J	LAA
13	8 players tied	

**HOME RUNS ALLOWED**

<b>36</b>	<b>Griffin,A</b>	<b>OAK</b>
35	Dickey,R	TOR
33	Tillman,C	BAL
30	Guthrie,J	KC
29	Blanton,J	LAA
28	Danks,J	CWS
28	Sabathia,C	NYN
26	4 players tied	

**FEWEST WALKS PER 9 IP**

1.3	Price,D	TB
<b>1.4</b>	<b>Colon,B</b>	<b>OAK</b>
1.7	Iwakuma,H	SEA
1.9	Fister,D	DET
1.9	Lackey,J	BOS
1.9	Kuroda,H	NYN
1.9	Sale,C	CWS
2.0	Hernandez,F	SEA
2.1	Porcello,R	DET
2.2	Santana,E	KC

**WILD PITCHES**

17	Moore,M	TB
14	Wilson,C	LAA
13	Hernandez,F	SEA
11	Richards,G	LAA
11	Shields,J	KC
10	Iwakuma,H	SEA
10	Mendoza,L	KC
9	8 players tied	

**HIT BATSMEN**

17	Masterson,J	CLE
16	Fister,D	DET
15	Santiago,H	CWS
14	Sale,C	CWS
14	Nova,I	NYN
13	Hernandez,R	TB
11	Lyles,J	HOU
10	Dickey,R	TOR
9	Deduno,S	MIN
9	Buehrle,M	TOR

**EARNED RUNS**

112	Sabathia,C	NYN
107	Saunders,J	SEA
105	Dickey,R	TOR
100	Hellickson,J	TB
100	Harrell,L	HOU
95	Guthrie,J	KC
94	Buehrle,M	TOR
89	Lester,J	BOS
89	Blanton,J	LAA
88	3 players tied	

**STRIKEOUTS PER 9 IP**

11.9	Darvish,Y	TEX
10.1	Scherzer,M	DET
10.0	Sanchez,A	DET
9.6	Jimenez,U	CLE
9.5	Hernandez,F	SEA
9.5	Sale,C	CWS
9.1	Masterson,J	CLE
8.9	Verlander,J	DET
8.2	Dempster,R	BOS
8.0	Holland,D	TEX

**BALKS**

2	Cisnero,J	HOU
2	Lyles,J	HOU
2	Perez,M	TEX
2	Hellickson,J	TB
2	Rogers,E	TOR
2	Deduno,S	MIN
2	Wilson,C	LAA
2	Aceves,A	BOS
2	Shields,J	KC
2	Peavy,J	BOS

**WALKS**

88	Harrell,L	HOU
85	Wilson,C	LAA
80	Darvish,Y	TEX
80	Jimenez,U	CLE
79	Dempster,R	BOS
76	Moore,M	TB
76	Masterson,J	CLE
75	Verlander,J	DET
75	Bedard,E	HOU
72	Santiago,H	CWS

**RUNS ALLOWED**

122	Sabathia,C	NYN
117	Saunders,J	SEA
113	Dickey,R	TOR
111	Harrell,L	HOU
103	Hellickson,J	TB
100	Buehrle,M	TOR
99	Guthrie,J	KC
98	Lyles,J	HOU
97	Dempster,R	BOS
96	2 players tied	

**OPP. BAT. AVG. AGAINST**

.194	Darvish,Y	TEX
.198	Scherzer,M	DET
.220	Iwakuma,H	SEA
.222	Masterson,J	CLE
<b>.226</b>	<b>Griffin,A</b>	<b>OAK</b>
.229	Sanchez,A	DET
.230	Sale,C	CWS
.238	Santana,E	KC
.239	Jimenez,U	CLE
.241	Tillman,C	BAL

**GAMES FINISHED**

63	Johnson,J	BAL
61	Holland,G	KC
61	Nathan,J	TEX
60	Rivera,M	NYN
59	Reed,A	CWS
55	Rodney,F	TB
<b>55</b>	<b>Balfour,G</b>	<b>OAK</b>
53	Perkins,G	MIN
51	Frieri,E	LAA
45	Veras,J	DET

# AL ROOKIE BATTING LEADERS

BATTING AVERAGE		HOME RUNS		RUNS BATTED IN		MULTI HIT GAMES					
.303	Iglesias, J	DET	14	Arcia, O	MIN	53	Myers, W	TB	37	Shuck, J	LAA
.293	Shuck, J	LAA	13	Myers, W	TB	45	Franklin, N	SEA	31	Iglesias, J	DET
.293	Myers, W	TB	13	Gillaspie, C	CWS	43	Arcia, O	MIN	31	Myers, W	TB
.286	Lough, D	KC	12	Franklin, N	SEA	41	Barnes, B	HOU	29	Miller, B	SEA
.283	Garcia, A	CWS	8	Calhoun, K	LAA	40	Gillaspie, C	CWS	26	Gillaspie, C	CWS
.268	Grossman, R	HOU	8	Miller, B	SEA	39	Shuck, J	LAA	24	Arcia, O	MIN
.265	Miller, B	SEA	8	Hicks, A	MIN	36	Miller, B	SEA	24	Lough, D	KC
.251	Arcia, O	MIN	8	Barnes, B	HOU	33	Lough, D	KC	22	Barnes, B	HOU
.245	Gillaspie, C	CWS	7	Garcia, A	CWS	32	Calhoun, K	LAA	20	Franklin, N	SEA
.240	Barnes, B	HOU	7	Colabello, C	MIN	31	Garcia, A	CWS	18	Grossman, R	HOU

RUNS		HITS		TOTAL BASES		GRAND SLAMS					
60	Shuck, J	LAA	128	Shuck, J	LAA	160	Myers, W	TB	1	Myers, W	TB
50	Myers, W	TB	106	Iglesias, J	DET	160	Shuck, J	LAA	1	Phegley, J	CWS
46	Gillaspie, C	CWS	100	Gillaspie, C	CWS	159	Gillaspie, C	CWS	1	Herrmann, C	MIN
46	Barnes, B	HOU	98	Myers, W	TB	151	Arcia, O	MIN	1	Miller, B	SEA
41	Miller, B	SEA	98	Barnes, B	HOU	141	Franklin, N	SEA	1	Franklin, N	SEA
39	Iglesias, J	DET	90	Lough, D	KC	141	Barnes, B	HOU	1	Colabello, C	MIN
38	Franklin, N	SEA	88	Arcia, O	MIN	135	Iglesias, J	DET			
37	Hicks, A	MIN	83	Franklin, N	SEA	130	Lough, D	KC			
35	Lough, D	KC	81	Miller, B	SEA	128	Miller, B	SEA			
34	Arcia, O	MIN	69	2 players tied		103	Garcia, A	CWS			

DOUBLES		TRIPLES		STOLEN BASES		HITTING STREAKS					
23	Myers, W	TB	6	Miller, B	SEA	18	Villar, J	HOU	18	Iglesias, J	DET
20	Shuck, J	LAA	4	Lough, D	KC	11	Barnes, B	HOU		27-May - 18-Jun	
20	Franklin, N	SEA	3	Shuck, J	LAA	9	Hicks, A	MIN	14	Grossman, R	HOU
17	Arcia, O	MIN	3	Gillaspie, C	CWS	8	Shuck, J	LAA		13-Aug - 27-Aug	
17	Lough, D	KC	3	Garcia, A	CWS	7	Garcia, L	CWS	12	Myers, W	TB
17	Barnes, B	HOU	3	Hicks, A	MIN	7	Hoes, J	HOU		13-Jul - 31-Jul	
16	Iglesias, J	DET	2	5 players tied		6	Franklin, N	SEA	11	Garcia, A	CWS
14	Gillaspie, C	CWS				6	Grossman, R	HOU		13-Aug - 24-Aug	
14	Grossman, R	HOU				5	4 players tied		10	Grossman, R	HOU
11	3 players tied									28-Jul - 7-Aug	

WALKS		ON BASE PERCENTAGE		SLUGGING PERCENTAGE		EXTRA BASE HITS					
42	Franklin, N	SEA	.354	Myers, W	TB	.478	Myers, W	TB	36	Myers, W	TB
37	Gillaspie, C	CWS	.349	Iglesias, J	DET	.430	Arcia, O	MIN	33	Franklin, N	SEA
33	Myers, W	TB	.332	Grossman, R	HOU	.422	Garcia, A	CWS	33	Arcia, O	MIN
27	Shuck, J	LAA	.331	Shuck, J	LAA	.418	Miller, B	SEA	30	Gillaspie, C	CWS
26	Profar, J	TEX	.318	Miller, B	SEA	.413	Lough, D	KC	26	Lough, D	KC
24	Villar, J	HOU	.311	Lough, D	KC	.390	Gillaspie, C	CWS	26	Barnes, B	HOU
24	Miller, B	SEA	.309	Garcia, A	CWS	.386	Iglesias, J	DET	25	Shuck, J	LAA
24	Hicks, A	MIN	.308	Profar, J	TEX	.382	Franklin, N	SEA	25	Miller, B	SEA
23	Arcia, O	MIN	.305	Gillaspie, C	CWS	.370	Grossman, R	HOU	22	Hicks, A	MIN
23	Grossman, R	HOU	.304	Arcia, O	MIN	.366	Shuck, J	LAA	21	Iglesias, J	DET

OUTFIELD ASSISTS		
9	Hicks, A	MIN
9	Barnes, B	HOU
8	Lough, D	KC
7	Shuck, J	LAA
5	Arcia, O	MIN
4	Calhoun, K	LAA
3	Krauss, M	HOU
3	Herrmann, C	MIN
2	Myers, W	TB
2	Grossman, R	HOU

# AL ROOKIE PITCHING LEADERS

## EARNED RUN AVERAGE

3.22	Archer,C	TB
3.62	Perez,M	TEX
<b>3.96</b>	<b>Straily,D</b>	<b>OAK</b>
4.84	Tepesch,N	TEX
5.18	Peacock,B	HOU
6.30	Maurer,B	SEA
6.37	Grimm,J	TEX

## WINS

<b>10</b>	<b>Straily,D</b>
10	Perez,M
9	Archer,C
7	Grimm,J
6	Allen,C
6	Workman,B
6	De La Rosa, D
5	Maurer,B
<b>5</b>	<b>Gray,S</b>
5	Peacock,B

## WINNING STREAKS

6	Perez,M	TEX
	5-Aug - 3-Sep	
<b>5</b>	<b>Straily,D</b>	<b>OAK</b>
	21-May - 9-Jul	
5	Archer,C	TB
	23-Jun - 27-Jul	
5	De La Rosa,D	LAA
	26-Jun - 31-Aug	
4	2 streaks tied	

## SAVES

16	Farquhar,D	SEA
5	Fields,J	HOU
2	Allen,C	CLE
2	Lo,C	HOU
2	De La Rosa,D	LAA
1	8 players tied	

## GAMES STARTED

<b>27</b>	<b>Straily,D</b>
23	Archer,C
20	Perez,M
17	Grimm,J
17	Tepesch,N
14	Maurer,B
14	Peacock,B
14	Redmond,T
12	Hernandez,P
10	7 players tied

## COMPLETE GAMES

2	Oberholtze,B	HOU
2	Archer,C	TB
1	Perez,M	TEX
1	Albers,A	MIN

## GAMES

77	Allen,C	CLE
75	De La Rosa,D	LAA
63	Medina,Y	SEA
53	Capps,C	SEA
49	Thielbar,C	MIN
49	Pressly,R	MIN
46	Farquhar,D	SEA
44	Claiborne,P	NYN
41	Fields,J	HOU
39	Torres,A	TB

## INNINGS PITCHED

<b>152.1</b>	<b>Straily,D</b>
128.2	Archer,C
124.1	Perez,M
93.0	Tepesch,N
90.0	Maurer,B
89.0	Grimm,J
83.1	Peacock,B
77.0	Warren,A
77.0	Redmond,T
76.2	Pressly,R

## STRIKEOUTS

<b>124</b>	<b>Straily,D</b>	<b>OAK</b>
101	Archer,C	TB
88	Allen,C	CLE
84	Perez,M	TEX
79	Farquhar,D	SEA
77	Peacock,B	HOU
76	Tepesch,N	TEX
76	Redmond,T	TOR
71	Medina,Y	SEA
70	Maurer,B	SEA

## WINNING PERCENTAGE

.625	Perez,M	TEX	(10-6)
.563	Archer,C	TB	(9-7)
<b>.556</b>	<b>Straily,D</b>	<b>OAK</b>	<b>(10-8)</b>

## SHUTOUTS

2	Archer,C
1	Oberholtze,B
1	Albers,A

## OPP. BATTING AVERAGE AGAINST

.226	Archer,C	TB
<b>.233</b>	<b>Straily,D</b>	<b>OAK</b>
.241	Peacock,B	HOU
.267	Perez,M	TEX
.272	Tepesch,N	TEX
.311	Maurer,B	SEA
.314	Grimm,J	TEX

# NL TEAM LEADERS

## CLUB BATTING

CLUB	AVG	G	AB	R	H	TB	2B	3B	HR	RBI	SH	SF	HP	BB	IBB	SO	SB	CS	GI		
																			DP	SLG	OBP
Colorado	.270	162	5599	706	1511	2343	283	36	159	673	65	35	26	427	26	1204	112	32	111	.418	.323
St. Louis	.269	162	5557	783	1494	2231	322	20	125	745	56	44	64	481	38	1110	45	22	154	.401	.332
Los Angeles	.264	162	5491	649	1447	2176	281	17	138	618	71	48	57	476	45	1146	78	28	130	.396	.326
San Francisco	.260	162	5552	629	1446	2117	280	35	107	596	66	42	39	469	40	1078	67	26	131	.381	.320
Arizona	.259	162	5676	685	1468	2222	302	31	130	647	50	43	43	519	51	1142	62	41	160	.391	.323
Milwaukee	.252	162	5474	640	1381	2176	238	43	157	610	77	35	71	407	22	1183	142	50	116	.398	.311
Washington	.251	162	5436	656	1365	2161	259	27	161	621	68	39	40	464	35	1192	88	28	115	.398	.313
Cincinnati	.249	162	5499	698	1370	2149	274	20	155	664	85	46	76	585	65	1245	67	35	129	.391	.327
Atlanta	.249	162	5441	688	1354	2186	247	21	181	656	58	35	55	542	36	1384	64	31	119	.402	.321
Philadelphia	.248	162	5456	610	1355	2094	255	32	140	578	57	31	53	417	41	1205	73	29	131	.384	.306
Pittsburgh	.245	162	5486	634	1346	2172	273	35	161	603	62	29	88	469	41	1330	94	42	120	.396	.313
San Diego	.245	162	5517	618	1349	2085	246	26	146	578	52	34	52	467	36	1309	118	34	99	.378	.308
Chicago	.238	162	5498	602	1307	2156	297	18	172	576	43	30	67	439	28	1230	63	32	120	.392	.300
New York	.237	162	5559	619	1318	2035	263	32	130	593	53	32	51	512	40	1384	114	35	106	.366	.306
Miami	.231	162	5449	513	1257	1823	219	31	95	485	57	26	56	432	31	1232	78	29	131	.335	.293
<b>Totals</b>	<b>.251</b>	<b>82690</b>	<b>20768</b>	<b>4039</b>	<b>2157</b>	<b>920</b>	<b>838</b>	<b>575</b>	<b>1265</b>	<b>1872</b>	<b>.315</b>	<b>1215</b>	<b>9730</b>	<b>32126</b>	<b>424</b>	<b>9243</b>	<b>549</b>	<b>7106</b>	<b>18374</b>	<b>494</b>	<b>.389</b>

## CLUB PITCHING

CLUB	W	L	ERA	G	CG	SHO	SV	IP	H	R	ER	HR	HB	BB	IBB	SO	WP	BK	AVG
Atlanta	96	66	3.18	162	1	12	53	1450.1	1326	548	512	127	51	409	35	1232	50	3	.244
Los Angeles	92	70	3.25	162	7	22	46	1450.1	1321	582	524	127	43	460	44	1292	66	3	.243
Pittsburgh	94	68	3.26	162	3	16	55	1470.2	1299	577	533	101	70	515	26	1261	81	6	.238
Cincinnati	90	72	3.38	162	5	17	43	1473.2	1294	589	554	170	66	435	28	1296	44	5	.236
St. Louis	97	65	3.42	162	7	15	44	1459.2	1366	596	555	112	64	451	26	1254	33	1	.249
Washington	86	76	3.59	162	6	13	47	1445.2	1367	626	576	142	48	405	17	1236	43	8	.249
Miami	62	100	3.71	162	2	13	36	1460.0	1376	646	602	121	47	526	58	1177	53	2	.251
New York	74	88	3.77	162	4	10	40	1476.2	1442	684	618	152	54	458	38	1209	47	3	.256
Milwaukee	74	88	3.84	162	4	15	40	1442.2	1401	687	615	175	43	466	29	1125	51	2	.255
Arizona	81	81	3.92	162	6	7	38	1495.0	1460	695	651	176	60	485	42	1218	84	3	.257
San Diego	76	86	3.98	162	3	6	40	1455.0	1407	700	643	156	40	525	31	1171	51	2	.255
Chicago	66	96	4.00	162	3	6	39	1448.0	1332	689	643	160	62	540	43	1184	59	4	.244
San Francisco	76	86	4.00	162	2	13	41	1447.1	1380	691	643	145	50	521	64	1256	60	4	.251
Philadelphia	73	89	4.32	162	6	3	32	1436.1	1465	749	689	152	62	506	33	1199	48	6	.265
Colorado	74	88	4.44	162	1	5	35	1436.0	1545	760	708	136	40	517	52	1064	62	15	.277
<b>Totals</b>	<b>1211</b>	<b>1219</b>	<b>3.73</b>	<b>1215</b>	<b>60</b>	<b>173</b>	<b>629</b>	<b>21847.1</b>	<b>20781</b>	<b>9819</b>	<b>9066</b>	<b>2152</b>	<b>800</b>	<b>7219</b>	<b>56618</b>	<b>174</b>	<b>832</b>	<b>67</b>	<b>.251</b>

## CLUB FIELDING

CLUB	PCT	G	PO	A	E	TC	DP	TP	PB
Arizona	.988	162	4485	1733	75	6293	135	0	10
St. Louis	.988	162	4379	1718	75	6172	177	0	6
Cincinnati	.988	162	4421	1643	76	6140	131	0	8
San Diego	.986	162	4365	1698	83	6146	140	0	7
Atlanta	.986	162	4351	1680	85	6116	141	0	6
Miami	.986	162	4380	1687	88	6155	144	0	16
Colorado	.986	162	4308	1855	90	6253	162	0	13
New York	.985	162	4430	1642	93	6165	127	0	11
Philadelphia	.984	162	4309	1614	97	6020	141	0	5
Pittsburgh	.984	162	4412	1924	106	6442	154	0	7
Chicago	.983	162	4344	1602	100	6046	129	0	13
Los Angeles	.982	162	4351	1723	109	6183	160	0	10
Washington	.982	162	4337	1549	107	5993	146	0	5
San Francisco	.982	162	4342	1537	107	5986	128	0	8
Milwaukee	.981	162	4328	1628	114	6070	153	0	10
<b>Totals</b>	<b>.985</b>	<b>1215</b>	<b>65542</b>	<b>25233</b>	<b>1405</b>	<b>92180</b>	<b>2168</b>	<b>0</b>	<b>135</b>

## CLUB MISCELLANEOUS

NOTE: "V.LHS/RHS" IS THE CLUB RECORD IN GAMES STARTED BY LEFT OR RIGHT HANDED PITCHERS, NOT NECESSARILY VERSUS THAT INDIVIDUAL PITCHER.

CLUB	VS LHS	VS RHS	GRASS	ARTIF	DAY	NIGHT	1-RUN	X-INN	DOUBLEHEADERS			ATTENDANCE	
									W	L	S	HOME	ROAD
Arizona	25-23	56-58	80-80	1-1	23-22	58-59	34-21	17-8	0	0	0	2,134,795	2,677,427
Atlanta	25-16	71-50	95-65	1-1	28-21	68-45	27-20	12-5	0	0	0	2,548,679	2,498,497
Chicago	22-22	44-74	66-96	0-0	31-49	35-47	20-33	7-6	0	0	0	2,642,682	2,604,903
Cincinnati	27-25	63-47	90-72	0-0	34-27	56-45	27-22	13-9	0	0	1	2,492,059	2,673,569
Colorado	20-33	54-55	74-85	0-3	27-26	47-62	25-26	6-9	0	0	0	2,793,828	2,646,264
Los Angeles	26-27	66-43	89-70	3-0	26-17	66-53	25-21	10-5	0	0	0	3,743,527	2,863,247
Miami	22-29	40-71	62-98	0-2	20-30	42-70	24-35	7-13	0	0	1	1,586,322	2,407,359
Milwaukee	16-28	58-60	74-88	0-0	18-35	56-53	18-25	6-7	0	0	0	2,531,105	2,518,668
New York	25-26	49-62	74-88	0-0	31-34	43-54	29-28	8-12	0	0	1	2,135,657	2,480,896
Philadelphia	21-21	52-68	73-89	0-0	16-25	57-64	28-28	6-7	0	0	0	3,012,403	2,467,542
Pittsburgh	18-13	76-55	94-68	0-0	30-28	64-40	29-23	9-9	1	0	0	2,256,862	2,712,561
San Diego	27-27	49-59	76-83	0-3	20-27	56-59	28-24	8-7	0	0	0	2,166,691	2,609,190
San Francisco	24-31	52-55	75-82	1-4	30-27	46-59	28-28	8-10	0	0	1	3,369,106	2,790,872
St. Louis	19-23	78-42	97-65	0-0	33-16	64-49	20-16	6-6	0	1	0	3,369,769	2,589,923
Washington	26-20	60-56	86-76	0-0	25-27	61-49	28-24	7-8	0	0	0	2,652,422	2,478,384

## CLUB RANK BATTING

CLUB	AVG	G	AB	R	H	TB	2B	3B	HR	RBI	SH	SF	HP	BB	IBB	SO	SB	CS	GI		
																			DP	SLGOBP	
Arizona	5	1	1	5	3	3	2	7	11	5	14	4	12	3	2	3	14	13	15	9	4
Atlanta	9	1	14	4	10	4	12	11	1	4	8	7	8	2	9	14	12	7	6	2	6
Chicago	13	1	8	14	14	9	3	14	2	14	15	13	4	11	13	9	13	8	7	8	14
Cincinnati	8	1	7	3	7	10	7	12	7	3	1	2	2	1	1	11	10	11	9	10	2
Colorado	1	1	2	2	1	1	4	2	5	2	6	7	15	13	14	7	4	8	3	1	5
Los Angeles	3	1	9	7	4	5	5	15	10	7	3	1	6	6	3	4	7	3	10	6	3
Miami	15	1	13	15	15	15	15	7	15	15	9	15	7	12	12	10	7	5	11	15	15
Milwaukee	6	1	11	8	6	5	14	1	6	8	2	7	3	15	15	5	1	15	5	5	10
New York	14	1	3	11	13	14	9	5	11	11	12	11	11	4	6	14	3	11	2	14	13
Philadelphia	10	1	12	13	9	12	11	5	9	12	9	12	9	14	4	8	9	5	11	11	12
Pittsburgh	11	1	10	9	12	7	8	3	3	9	7	14	1	7	4	13	5	14	7	7	8
San Diego	12	1	6	12	11	13	13	10	8	12	13	10	10	9	9	12	2	10	1	13	11
San Francisco	4	1	5	10	5	11	6	3	14	10	5	5	14	7	6	1	10	2	11	12	7
St. Louis	2	1	4	1	2	2	1	12	13	1	11	3	5	5	8	2	15	1	14	3	1
Washington	7	1	15	6	8	8	10	9	3	6	4	6	13	10	11	6	6	3	4	4	9

## CLUB RANK PITCHING

CLUB	W	L	ERA	G	CG	SHO	SV	IP	H	TBF	R	ER	HR	SH	SF	HB	BB	IBB	SO	WP	BK
Atlanta	2	14	1	1	14	9	2	8	4	1	1	1	4	2	2	8	2	8	7	6	5
Chicago	14	2	12	1	9	12	11	10	5	8	10	10	12	6	5	11	15	11	11	10	9
Cincinnati	5	11	4	1	6	2	6	3	1	4	4	4	13	6	6	14	3	4	1	3	11
Colorado	10	4	15	1	14	14	14	15	15	13	15	15	6	3	13	1	11	13	15	12	15
Los Angeles	4	12	2	1	1	1	4	8	3	2	3	2	4	11	3	3	6	12	2	13	5
Miami	15	1	7	1	12	6	13	5	8	10	7	7	3	8	13	5	14	14	12	9	2
Milwaukee	10	4	9	1	7	4	8	13	10	5	9	8	14	11	10	3	7	5	14	7	2
New York	10	4	8	1	7	10	8	2	12	14	8	9	9	15	15	9	5	9	9	4	5
Philadelphia	13	3	14	1	3	15	15	14	14	12	14	14	9	8	12	11	9	7	10	5	12
Pittsburgh	3	13	3	1	9	3	1	4	2	7	2	3	1	1	10	15	10	2	3	14	12
San Diego	8	7	11	1	9	12	8	7	11	11	13	10	11	11	9	1	13	6	13	7	2
San Francisco	8	7	13	1	12	6	7	11	9	9	11	10	8	4	8	7	12	15	4	11	9
St. Louis	1	15	5	1	1	4	5	6	6	6	5	5	2	8	4	13	4	2	5	1	1
Washington	6	10	6	1	3	6	3	12	7	3	6	6	7	4	1	6	1	1	6	2	14

REVIEW

# NL BATTING LEADERS

## BATTING AVERAGE

.331	Cuddyer,M	COL	36	Goldschmid,P	ARI
.321	Johnson,C	ATL	36	Alvarez,P	PIT
.319	Freeman,F	ATL	30	Bruce,J	CIN
.319	Molina,Y	STL	27	Brown,D	PHI
.318	Werth,J	WSH	27	Upton,J	ATL
.318	Carpenter,M	STL	27	Pence,H	SF
.317	McCutchen,A	PIT	26	Zimmerman,R	WSH
.315	Craig,A	STL	26	Gonzalez,C	COL
.312	Tulowitzki,T	COL	25	Tulowitzki,T	COL
.305	Votto,J	CIN	25	Werth,J	WSH

## RUNS BATTED IN

125	Goldschmid,P	ARI	63	Carpenter,M	STL
109	Freeman,F	ATL	60	McCutchen,A	PIT
109	Bruce,J	CIN	54	Pence,H	SF
103	Phillips,B	CIN	53	Murphy,D	NY
100	Alvarez,P	PIT	52	Freeman,F	ATL
100	Gonzalez,A	LA	52	Choo,S	CIN
99	Pence,H	SF	50	5 players tied	
97	Craig,A	STL			
94	Holliday,M	STL			
88	Byrd,M	PIT			

## MULTI HIT GAMES

## RUNS

126	Carpenter,M	STL	199	Carpenter,M	STL
107	Choo,S	CIN	188	Murphy,D	NY
103	Goldschmid,P	ARI	185	McCutchen,A	PIT
103	Holliday,M	STL	182	Goldschmid,P	ARI
101	Votto,J	CIN	178	Pence,H	SF
97	McCutchen,A	PIT	177	Votto,J	CIN
94	Upton,J	ATL	176	Freeman,F	ATL
92	Murphy,D	NY	173	Segura,J	MIL
91	Pence,H	SF	172	Prado,M	ARI
89	2 players tied		171	2 players tied	

## TOTAL BASES

332	Goldschmid,P	ARI	3	Goldschmid,P	ARI
304	Pence,H	SF	2	Hechavarri,A	MIA
301	Carpenter,M	STL	2	Betancourt,Y	MIL
299	Bruce,J	CIN	1	31 players tied	
296	McCutchen,A	PIT			
285	Votto,J	CIN			
276	Freeman,F	ATL			
273	Murphy,D	NY			
272	3 players tied				

## GRAND SLAMS

## DOUBLES

55	Carpenter,M	STL	11	Span,D	WSH
44	Molina,Y	STL	10	Segura,J	MIL
43	Bruce,J	CIN	10	Marte,S	PIT
43	Parra,G	ARI	10	Gomez,C	MIL
40	Rizzo,A	CHI	8	Hechavarri,A	MIA
39	Belt,B	SF	8	Venable,W	SD
38	Murphy,D	NY	7	Carpenter,M	STL
38	McCutchen,A	PIT	7	Young Jr,E	NY
38	Desmond,I	WSH	6	6 players tied	
36	3 players tied				

## TRIPLES

## STOLEN BASES

46	Young Jr,E	NY	29	Span,D	WSH
44	Segura,J	MIL		17-Aug - 18-Sep	
41	Marte,S	PIT	27	Cuddyer,M	COL
40	Gomez,C	MIL		28-May - 30-Jun	
37	Cabrera,E	SD	20	Freese,D	STL
27	McCutchen,A	PIT		17-May - 11-Jun	
23	Murphy,D	NY	19	3 streaks tied	
23	Pierre,J	MIA			
22	5 players tied				

## HITTING STREAKS

## WALKS

135	Votto,J	CIN	435	Votto,J	CIN
112	Choo,S	CIN	423	Choo,S	CIN
99	Goldschmid,P	ARI	404	McCutchen,A	PIT
78	McCutchen,A	PIT	401	Goldschmid,P	ARI
77	Uggla,D	ATL	398	Werth,J	WSH
76	Rizzo,A	CHI	396	Freeman,F	ATL
75	Upton,J	ATL	392	Carpenter,M	STL
74	Stanton,G	MIA	391	Tulowitzki,T	COL
72	Carpenter,M	STL	389	Cuddyer,M	COL
72	LaRoche,A	WSH	389	Holliday,M	STL

## ON BASE PERCENTAGE

## SLUGGING PERCENTAGE

.511	Goldschmid,P	ARI	75	Goldschmid,P	ARI
.540	Tulowitzki,T	COL	74	Bruce,J	CIN
.532	Werth,J	WSH	73	Carpenter,M	STL
.530	Cuddyer,M	COL	67	Pence,H	SF
.511	Byrd,M	PIT	65	Rizzo,A	CHI
.508	McCutchen,A	PIT	64	McCutchen,A	PIT
.506	Gomez,C	MIL	64	Byrd,M	PIT
.501	Freeman,F	ATL	61	Desmond,I	WSH
.494	Brown,D	PHI	61	Gomez,C	MIL
.491	Beltran,C	STL	60	2 players tied	

## EXTRA BASE HITS

## OUTFIELD ASSISTS

17	Parra,G	ARI	.360	Carpenter,M	STL
15	Lagares,J	NY	.356	Cuddyer,M	COL
13	Harper,B	WSH	.343	Freeman,F	ATL
13	Denorfia,C	SD	.342	Tulowitzki,T	COL
13	Bruce,J	CIN	.337	McCutchen,A	PIT
12	Gomez,C	MIL	.336	Craig,A	STL
11	McCutchen,A	PIT	.324	Johnson,C	ATL
11	Gonzalez,C	COL	.319	Desmond,I	WSH
10	Byrd,M	PIT	.318	Holliday,M	STL
9	3 players tied		.318	Choo,S	CIN

## HOME BATTING AVG

## ROAD BATTING AVG.

.326	Werth,J	WSH	.454	Craig,A	STL
.325	Molina,Y	STL	.443	Freeman,F	ATL
.325	Byrd,M	PIT	.393	Carpenter,M	STL
.319	Votto,J	CIN	.390	Holliday,M	STL
.318	Johnson,C	ATL	.374	Beltran,C	STL
.311	Ethier,A	LA	.373	Molina,Y	STL
.311	Cuddyer,M	COL	.354	Sandoval,P	SF
.311	Goldschmid,P	ARI	.338	Goldschmid,P	ARI
.308	Murphy,D	NY	.338	Phillips,B	CIN
.305	Belt,B	SF	.336	Johnson,C	ATL

## RISP BATTING AVG



**DAY BATTING AVG**

.389	Cuddyer,M	COL
.350	Werth,J	WSH
.342	Carpenter,M	STL
.329	Votto,J	CIN
.327	Freeman,F	ATL
.325	Choo,S	CIN
.323	Murphy,D	NY
.313	Goldschmid,P	ARI
.310	Craig,A	STL
.308	Blanco,G	SF

**NIGHT BATTING AVG**

.338	Molina,Y	STL
.330	McCutchen,A	PIT
.327	Johnson,C	ATL
.325	Tulowitzki,T	COL
.324	Holliday,M	STL
.321	Aoki,N	MIL
.320	Belt,B	SF
.317	Craig,A	STL
.316	Freeman,F	ATL
.308	Beltran,C	STL

**VS RIGHTY AVG**

.350	Cuddyer,M	COL
.334	Freeman,F	ATL
.332	Votto,J	CIN
.329	Carpenter,M	STL
.327	Craig,A	ATL
.317	Choo,S	CIN
.315	Molina,Y	STL
.315	Beltran,C	STL
.310	Tulowitzki,T	COL
.309	Werth,J	WSH

**VS LEFTY AVG.**

.402	Marte,S	PIT
.388	McCutchen,A	PIT
.383	Johnson,C	ATL
.350	Werth,J	WSH
.344	Byrd,M	PIT
.339	Aoki,N	MIL
.333	Molina,Y	STL
.320	Posey,B	SF
.318	Tulowitzki,T	COL
.317	Segura,J	MIL

**CAUGHT STEALING**

15	Marte,S	PIT
13	Segura,J	MIL
12	Aoki,N	MIL
12	Cabrera,E	SD
11	Young Jr,E	NY
11	Choo,S	CIN
10	Hechavarri,A	MIA
10	McCutchen,A	PIT
10	Parra,G	ARI
9	2 players tied	

**SACRIFICE BUNTS**

16	Arroyo,B	CIN
13	Cozart,Z	CIN
13	Hamels,C	PHI
12	Lohse,K	MIL
11	Schafer,L	MIL
11	Lynn,L	STL
11	Bailey,H	CIN
10	7 players tied	

**SACRIFICE FLIES**

10	Cozart,Z	CIN
10	Gonzalez,A	LA
9	Phillips,B	CIN
8	Lucroy,J	MIL
7	Carpenter,M	STL
7	Alonso,Y	SD
7	Posey,B	SF
7	Sanchez,G	PIT
7	Byrd,M	PIT
6	10 players tied	

**STRIKEOUTS**

186	Alvarez,P	PIT
185	Bruce,J	CIN
171	Ugglad,D	ATL
161	Upton,J	ATL
151	Upton,B	ATL
146	Gomez,C	MIL
145	Goldschmid,P	ARI
145	Desmond,I	WSH
144	Byrd,M	PIT
142	Headley,C	SD

**GROUNDED INTO DP**

31	Holliday,M	STL
29	Prado,M	ARI
25	Goldschmid,P	ARI
25	Freese,D	STL
22	Barney,D	CHI
21	Castro,S	CHI
21	Young,M	LA
20	Johnson,C	ATL
19	3 players tied	

**INTENTIONAL WALKS**

19	Goldschmid,P	ARI
19	Votto,J	CIN
13	Bruce,J	CIN
12	McCutchen,A	PIT
11	Ethier,A	LA
10	Freeman,F	ATL
10	LaRoche,A	WSH
9	Hanigan,R	CIN
8	Kozma,P	STL
8	Posey,B	SF

**HIT BY PITCH**

26	Choo,S	CIN
24	Marte,S	PIT
15	Walker,N	PIT
14	Jay,J	STL
14	Frazier,T	CIN
11	Puig,Y	LA
11	Aoki,N	MIL
11	Headley,C	SD
11	Castillo,W	CHI
11	Frandsen,K	PHI

**AT BATS**

666	Castro,S	CHI
658	Murphy,D	NY
629	Pence,H	SF
626	Carpenter,M	STL
626	Bruce,J	CIN
610	Span,D	WSH
609	Prado,M	ARI
606	Simmons,A	ATL
606	Rizzo,A	CHI
606	Phillips,B	CIN

**HARDEST TO FAN (PLATE APP. PER SO)**

16.9	Aoki,N	MIL
16.1	Scutaro,M	SF
12.5	Prado,M	ARI
12.0	Simmons,A	ATL
9.8	Molina,Y	STL
8.7	Barney,D	CHI
8.6	Span,D	WSH
8.5	Posey,B	SF
8.4	Lucroy,J	MIL
7.4	Segura,J	MIL

**RBI RATIO (AT BATS PER RBI)**

4.8	Goldschmid,P	ARI
5.1	Freeman,F	ATL
5.2	Craig,A	STL
5.4	Tulowitzki,T	COL
5.5	Holliday,M	STL
5.6	Alvarez,P	PIT
5.6	Werth,J	WSH
5.7	Bruce,J	CIN
5.8	Cuddyer,M	COL
5.8	Gonzalez,A	LA

**HOME RUN RATIO (AT BATS PER HOME RUN)**

15.5	Alvarez,P	PIT
16.7	Goldschmid,P	ARI
17.7	Stanton,G	MIA
17.8	Tulowitzki,T	COL
18.4	Brown,D	PHI
18.5	Werth,J	WSH
20.4	Ugglad,D	ATL
20.7	Upton,J	ATL
20.9	Bruce,J	CIN
21.1	Gyorko,J	SD

**HARDEST TO DOUBLE UP (AT BATS PER GIDP)**

189.7	Choo,S	CIN
156.5	Carpenter,M	STL
127.3	Belt,B	SF
99.2	Brown,D	PHI
89.8	Young Jr,E	NY
85.0	Marte,S	PIT
80.2	Venable,W	SD
77.0	Schierholt,N	CHI
69.6	Bruce,J	CIN
66.3	Aoki,N	MIL

**GAMES PLAYED**

162	Pence,H	SF
162	Votto,J	CIN
161	Castro,S	CHI
161	Murphy,D	NY
160	Rizzo,A	CHI
160	Goldschmid,P	ARI
160	Bruce,J	CIN
160	Rollins,J	PHI
158	Desmond,I	WSH
157	5 players tied	

# NL PITCHING LEADERS

## EARNED RUN AVERAGE

1.83	Kershaw,C	LA	19	Zimmermann,J
2.19	Fernandez,J	MIA	19	Wainwright,A
2.27	Harvey,M	NY	16	Kershaw,C
2.63	Greinke,Z	LA	16	Liriano,F
2.77	Bumgarner,M	SF	16	De La Rosa, J
2.87	Lee,C	PHI	15	Miller,S
2.94	Wainwright,A	STL	15	Medlen,K
3.00	Ryu,H	LA	15	Lynn,L
3.00	Strasburg,S	WSH	15	Greinke,Z
3.06	Miller,S	STL	14	8 players tied

## WINS

## WINNING STREAKS

WSH	9	Corbin,P	ARI
STL	6-Apr - 2-Jun		
LA	8	Kelly,J	STL
PIT	12-Jul - 6-Sep		
COL	8	Locke,J	PIT
STL	13-Apr - 3-Jul		
ATL	8	Lee,C	PHI
STL	6-May - 5-Jul		
LA	8	Marquis,J	SD
	28-Apr - 15-Jun		

## SAVES

50	Kimbrel,C	ATL
43	Soriano,R	WSH
38	Chapman,A	CIN
38	Romo,S	SF
37	Mujica,E	STL
34	Cishek,S	MIA
33	Street,H	SD
33	Grilli,J	PIT
33	Gregg,K	CHI
29	Papelbon,J	PHI

## GAMES STARTED

34	Wainwright,A
33	Samardzija,J
33	Miley,W
33	Kershaw,C
33	Lynn,L
33	Hamels,C
33	Stults,E
33	Nolasco,C
32	13 players tied

## COMPLETE GAMES

5	Wainwright,A	STL
4	Zimmermann,J	WSH
3	Corbin,P	ARI
3	Kershaw,C	LA
2	12 players tied	

## GAMES

78	Ziegler,B	ARI	241.2	Wainwright,A
77	Belisario,R	LA	236.0	Kershaw,C
76	Rodriguez,S	LA	222.2	Lee,C
75	Avilan,L	ATL	220.0	Hamels,C
75	Axford,J	STL	213.2	Samardzija,J
75	Jansen,K	LA	213.1	Zimmermann,J
75	Dunn,M	MIA	210.2	Latos,M
75	Lopez,W	COL	209.0	Bailey,H
75	Gonzalez,M	MIL	208.1	Corbin,P
74	2 players tied		204.2	Minor,M

## INNINGS PITCHED

## STRIKEOUTS

232	Kershaw,C	LA
222	Lee,C	PHI
219	Wainwright,A	STL
214	Samardzija,J	CHI
209	Burnett,A	PIT
202	Hamels,C	PHI
199	Bumgarner,M	SF
199	Bailey,H	CIN
198	Lynn,L	STL
193	Lincecum,T	SF

## WINNING PERCENTAGE

.789	Greinke,Z	LA	(15-4)
.727	De La Rosa, J	COL	(16-6)
.679	Zimmermann,J	WSH	(19-9)
.679	Wainwright,A	STL	(19-9)
.667	Fernandez,J	MIA	(12-6)
.667	Kelly,J	STL	(10-5)
.667	Leake,M	CIN	(14-7)
.667	Latos,M	CIN	(14-7)
.667	Liriano,F	PIT	(16-8)
.640	Kershaw,C	LA	(16-9)

## SHUTOUTS

2	Zimmermann,J
2	Kershaw,C
2	Wainwright,A
1	21 players tied

## OPP. BATTING AVERAGE AGAINST

.182	Fernandez,J	MIA
.195	Kershaw,C	LA
.203	Bumgarner,M	SF
.207	Strasburg,S	WSH
.209	Harvey,M	NY
.222	Wood,T	CHI
.228	Cain,M	SF
.231	Gonzalez,G	WSH
.231	Burnett,A	PIT
.232	Lee,C	PHI

## HOME EARNED RUN AVERAGE

1.19	Fernandez,J	MIA
1.54	Kershaw,C	LA
1.73	Strasburg,S	WSH
1.75	Miller,S	STL
1.89	Harvey,M	NY
2.11	Greinke,Z	LA
2.26	Medlen,K	ATL
2.32	Ryu,H	LA
2.33	Bumgarner,M	SF
2.37	Burnett,A	PIT

## ROAD EARNED RUN AVERAGE

2.14	Kershaw,C	LA
2.15	Locke,J	PIT
2.43	Lee,C	PHI
2.44	Chacin,J	COL
2.70	Wood,T	CHI
2.76	Minor,M	ATL
2.81	Leake,M	CIN
3.09	Miley,W	ARI
3.12	Bumgarner,M	SF
3.21	Greinke,Z	LA

**DAY EARNED RUN AVERAGE**

1.92	De La Rosa,J
1.98	Kershaw,C
2.12	Bumgarner,M
2.26	Greinke,Z
2.39	Wainwright,A
2.55	Cashner,A
2.62	Harvey,M
2.97	Gee,D
3.00	Minor,M
3.03	Nolasco,C

**NIGHT EARNED RUN AVERAGE**

COL	1.73	Fernandez,J	MIA
LA	1.78	Kershaw,C	LA
SF	2.53	Gonzalez,G	WSH
LA	2.65	Lee,C	PHI
STL	2.67	Ryu,H	LA
SD	2.68	Medlen,K	ATL
NY	2.69	Wood,T	CHI
NY	2.79	Greinke,Z	LA
ATL	2.85	Zimmermann,J	WSH
LA	2.86	Bailey,H	CIN

**HITS ALLOWED**

223	Wainwright,A
219	Stults,E
210	Samardzija,J
208	Gee,D
207	Kendrick,K
205	Hamels,C
201	Miley,W
199	Arroyo,B
197	Latos,M
197	Jackson J,E

**LOSSES**

18	Jackson J, E	CHI
15	Peralta,W	MIL
14	Lincecum,T	SF
14	Hamels,C	PHI
14	Haren,D	WSH
13	Samardzija,J	CHI
13	Kendrick,K	PHI
13	Stults,E	SD
12	5 players tied	

**HOME RUNS ALLOWED**

32	Arroyo,B	CIN
28	Haren,D	WSH
27	Kennedy,I	SD
26	Lohse,K	MIL
25	Samardzija,J	CHI
24	Gee,D	NY
24	Delgado,R	ARI
23	Cain,M	SF
22	3 players tied	

**FEWEST WALKS PER 9 IP**

1.3	Lee,C	PHI
1.3	Wainwright,A	STL
1.5	Arroyo,B	CIN
1.6	Harvey,M	NY
1.6	Lohse,K	MIL
1.6	Haren,D	WSH
1.7	Zimmermann,J	WSH
1.8	Stults,E	SD
2.0	Kershaw,C	LA
2.0	Minor,M	ATL

**WILD PITCHES**

17	Cahill,T	ARI
16	Volquez,E	LA
14	Jackson J, E	CHI
13	Corbin,P	ARI
13	Miley,W	ARI
12	Peralta,W	MIL
12	Kershaw,C	LA
12	Burnett,A	PIT
11	3 players tied	

**HIT BATSMEN**

16	Morton,C	PIT
13	Teheran,J	ATL
12	Strasburg,S	WSH
12	Kennedy,I	SD
11	Lynn,L	STL
10	6 players tied	

**EARNED RUNS**

108	Volquez,E	LA
103	Samardzija,J	CHI
99	Kennedy,I	SD
97	Jackson J, E	CHI
96	Lincecum,T	SF
95	Kendrick,K	PHI
90	Nicasio,J	COL
89	Peralta,W	MIL
89	Lynn,L	STL
89	Stults,E	SD

**STRIKEOUTS PER 9 IP**

9.8	Burnett,A	PIT
9.7	Fernandez,J	MIA
9.6	Harvey,M	NY
9.4	Strasburg,S	WSH
9.0	Samardzija,J	CHI
9.0	Lee,C	PHI
8.9	Bumgarner,M	SF
8.8	Kershaw,C	LA
8.8	Lynn,L	STL
8.8	Gonzalez,G	WSH

**BALKS**

3	Brothers,R	COL
3	Strasburg,S	WSH
3	Escalona,E	COL
3	Lopez,W	COL
2	9 players tied	

**WALKS**

84	Locke,J	PIT
78	Samardzija,J	CHI
77	Volquez,E	LA
76	Lynn,L	STL
76	Lincecum,T	SF
76	Gonzalez,G	WSH
73	Peralta,W	MIL
73	Kennedy,I	SD
68	Marquis,J	SD
67	Burnett,A	PIT

**RUNS ALLOWED**

114	Volquez,E	LA
110	Jackson J, E	CHI
109	Samardzija,J	CHI
108	Kennedy,I	SD
107	Peralta,W	MIL
104	Kendrick,K	PHI
102	Lincecum,T	SF
97	Nicasio,J	COL
97	Stults,E	SD
94	2 players tied	

**OPP. BAT. AVG. AGAINST**

.182	Fernandez,J	MIA
.195	Kershaw,C	LA
.203	Bumgarner,M	SF
.207	Strasburg,S	WSH
.209	Harvey,M	NY
.222	Wood,T	CHI
.228	Cain,M	SF
.231	Gonzalez,G	WSH
.231	Burnett,A	PIT
.232	Lee,C	PHI

**GAMES FINISHED**

62	Cishek,S	MIA
60	Kimbrel,C	ATL
58	Soriano,R	WSH
55	Chapman,A	CIN
54	Papelbon,J	PHI
52	Romo,S	SF
52	Street,H	SD
52	Gregg,K	CHI
49	Mujica,E	STL
45	2 players tied	

# NL ROOKIE BATTING LEADERS

BATTING AVERAGE		HOME RUNS		RUNS BATTED IN		MULTI HIT GAMES					
.319	Puig, Y	LA	23	Gyorko, J	SD	65	Gattis, E	ATL	36	Puig, Y	LA
.288	Yelich, C	MIA	21	Gattis, E	ATL	63	Gyorko, J	SD	35	Pollock IV, A	ARI
.284	Lake, J	CHI	19	Puig, Y	LA	52	Arenado, N	COL	34	Arenado, N	COL
.284	Adams, M	STL	17	Adams, M	STL	51	Adams, M	STL	32	Hechavarri, A	MIA
.269	Pollock IV, A	ARI	14	Ruf, D	PHI	42	Puig, Y	LA	27	Gyorko, J	SD
.267	Arenado, N	COL	11	Davis, K	MIL	42	Hechavarri, A	MIA	26	Gregorius, M	ARI
.265	Ozuna, M	MIA	10	Arenado, N	COL	38	Pollock IV, A	ARI	26	Lucas, E	MIA
.265	Rendon, A	WSH	9	Dietrich, D	MIA	35	Rendon, A	WSH	25	Adams, M	STL
.256	Lucas, E	MIA	8	Pollock IV, A	ARI	35	Kozma, P	STL	25	Lagares, J	NY
.252	Gregorius, M	ARI	7	3 players tied		34	Lagares, J	NY	24	Rendon, A	WSH

RUNS		HITS		TOTAL BASES		GRAND SLAMS					
66	Puig, Y	LA	130	Arenado, N	COL	216	Gyorko, J	SD	2	Hechavarri, A	MIA
64	Pollock IV, A	ARI	123	Hechavarri, A	MIA	204	Puig, Y	LA	1	Puig, Y	LA
62	Gyorko, J	SD	122	Puig, Y	LA	197	Arenado, N	COL	1	Gattis, E	ATL
49	Arenado, N	COL	121	Gyorko, J	SD	181	Pollock IV, A	ARI	1	Gyorko, J	SD
47	Gregorius, M	ARI	119	Pollock IV, A	ARI	170	Gattis, E	ATL	1	Arenado, N	COL
46	Adams, M	STL	95	Lagares, J	NY	162	Hechavarri, A	MIA	1	Lake, J	CHI
44	Gattis, E	ATL	93	Rendon, A	WSH	149	Adams, M	STL	1	Halton, S	MIL
44	Kozma, P	STL	90	Gregorius, M	ARI	139	Rendon, A	WSH			
43	Lucas, E	MIA	90	Lucas, E	MIA	138	Lagares, J	NY			
40	2 players tied		89	Kozma, P	STL	133	Gregorius, M	ARI			

DOUBLES		TRIPLES		STOLEN BASES		HITTING STREAKS					
29	Arenado, N	COL	8	Hechavarri, A	MIA	13	Hamilton, B	CIN	16	Ozuna, M	MIA
28	Pollock IV, A	ARI	5	Dickerson, C	COL	12	Pollock IV, A	ARI		15-May - 31-May	
26	Gyorko, J	SD	5	Pollock IV, A	ARI	11	Puig, Y	LA	12	Lagares, J	NY
23	Rendon, A	WSH	5	Lagares, J	NY	11	Hechavarri, A	MIA		25-Aug - 7-Sep	
21	Puig, Y	LA	4	Eaton, A	ARI	10	Yelich, C	MIA	11	Hechavarri, A	MIA
21	Gattis, E	ATL	4	Arenado, N	COL	7	Schafer, L	MIL		1-Jul - 12-Jul	
21	Lagares, J	NY	4	Ozuna, M	MIA	6	Lagares, J	NY	11	Davis, K	MIL
20	Kozma, P	STL	3	Gregorius, M	ARI	5	Eaton, A	ARI		13-Aug - 25-Aug	
17	Ozuna, M	MIA	3	Schafer, L	MIL	5	Ozuna, M	MIA	11	Satin, J	NY
16	2 players tied		3	Robinson, D	CIN	5	Culberson, C	COL		25-Jun - 7-Jul	

WALKS		ON BASE PERCENTAGE		SLUGGING PERCENTAGE		EXTRA BASE HITS					
37	Gregorius, M	ARI	.391	Puig, Y	LA	.534	Puig, Y	LA	49	Gyorko, J	SD
36	Puig, Y	LA	.370	Yelich, C	MIA	.503	Adams, M	STL	43	Arenado, N	COL
34	Kozma, P	STL	.348	Ruf, D	PHI	.480	Gattis, E	ATL	42	Puig, Y	LA
33	Gyorko, J	SD	.335	Adams, M	STL	.458	Ruf, D	PHI	42	Gattis, E	ATL
33	Ruf, D	PHI	.332	Lake, J	CHI	.444	Gyorko, J	SD	41	Pollock IV, A	ARI
33	Pollock IV, A	ARI	.332	Gregorius, M	ARI	.428	Lake, J	CHI	31	Adams, M	STL
31	Yelich, C	MIA	.329	Rendon, A	WSH	.409	Pollock IV, A	ARI	31	Rendon, A	WSH
31	Rendon, A	WSH	.322	Pollock IV, A	ARI	.405	Arenado, N	COL	30	Lagares, J	NY
30	Hechavarri, A	MIA	.314	Eaton, A	ARI	.396	Rendon, A	WSH	26	Gregorius, M	ARI
30	Satin, J	NY	.311	Lucas, E	MIA	.396	Yelich, C	MIA	25	2 players tied	

OUTFIELD ASSISTS		
15	Lagares, J	NY
8	Puig, Y	LA
8	Pollock IV, A	ARI
8	Perez, J	SF
8	Ozuna, M	MIA
6	Eaton, A	ARI
5	Marisnick, J	MIA
4	Schafer, L	MIL
4	Ruf, D	PHI
3	Gattis, E	ATL

# NL ROOKIE PITCHING LEADERS

## EARNED RUN AVERAGE

2.19	Fernandez,J	MIA	15	Miller,S
2.92	Cingrani,A	CIN	14	Ryu,H
3.00	Ryu,H	LA	14	Teheran,J
3.06	Miller,S	STL	12	Fernandez,J
3.20	Teheran,J	ATL	11	Peralta,W
3.22	Cole,G	PIT	10	Cole,G
3.42	Wheeler,Z	NY	7	Cingrani,A
4.04	Pettibone,J	PHI	7	Roark,T
4.37	Peralta,W	MIL	7	Wheeler,Z
4.41	Koehler,T	MIA	6	2 players tied

## WINS

## WINNING STREAKS

7	Roark,T	WSH
10-Aug - 17-Sep		
6	Ryu,H	LA
5-Jul - 13-Aug		
5	Fernandez,J	MIA
23-Jul - 24-Aug		
5	Wilson,J	PIT
21-Apr - 2-Jun		
4	2 streaks tied	

## SAVES

28	Henderson,J	MIL
3	Rosenthal,T	STL
2	Fujikawa,K	CHI
2	Rodriguez,S	LA
1	12 players tied	

## GAMES STARTED

32	Peralta,W	MIA
31	Miller,S	STL
30	Ryu,H	LA
30	Teheran,J	ATL
28	Fernandez,J	MIA
23	Koehler,T	MIA
19	Cole,G	PIT
18	Cingrani,A	CIN
18	Pettibone,J	PHI
17	Wheeler,Z	NY

## COMPLETE GAMES

2	Ryu,H	LA
2	Peralta,W	MIL
1	Miller,S	STL

## GAMES

76	Rodriguez,S	LA
74	Rosenthal,T	STL
73	Rice,S	NY
71	Kintzler,B	MIL
68	Ramos,A	MIA
66	Maness,M	STL
61	Harris,W	ARI
61	Henderson,J	MIL
58	De Fratus,J	PHI
58	Wilson,J	PIT

## INNINGS PITCHED

192.0	Ryu,H	LA
185.2	Teheran,J	ATL
183.1	Peralta,W	MIL
173.1	Miller,S	STL
172.2	Fernandez,J	MIA
143.0	Koehler,T	MIA
117.1	Cole,G	PIT
104.2	Cingrani,A	CIN
100.1	Pettibone,J	PHI
100.0	Wheeler,Z	NY

## STRIKEOUTS

187	Fernandez,J	MIA
170	Teheran,J	ATL
169	Miller,S	STL
154	Ryu,H	LA
129	Peralta,W	MIL
120	Cingrani,A	CIN
108	Rosenthal,T	STL
100	Cole,G	PIT
92	Koehler,T	MIA
86	Ramos,A	MIA

## WINNING PERCENTAGE

.667	Fernandez,J	MIA	(12-6)
.636	Ryu,H	LA	(14-8)
.636	Teheran,J	ATL	(14-8)
.625	Miller,S	STL	(15-9)
.588	Cole,G	PIT	(10-7)
.423	Peralta,W	MIL	(11-15)
.333	Koehler,T	MIA	(5-10)

## SHUTOUTS

1	Ryu,H	LA
1	Miller,S	STL
1	Peralta,W	MIL

## OPP. BATTING AVG. AGAINST

.182	Fernandez,J	MIA
.196	Cingrani,A	CIN
.234	Miller,S	STL
.243	Wheeler,Z	NY
.246	Teheran,J	ATL
.252	Ryu,H	LA
.253	Cole,G	PIT
.261	Koehler,T	MIA
.264	Peralta,W	MIL
.284	Pettibone,J	PHI

# FINAL SPRING TRAINING STATISTICS

## BATTING

NAME	BA	SLG	OBP	G	AB	R	H	TB	2B	3B	HR	RBI	SH	SF	HBP	BB	IBB	SO	SB	CS	GDP	E
Aliotti	.000	.000	.000	3	2	0	0	0	0	0	0	0	0	0	0	0	0	1	0	0	0	0
Barfield	.500	1.250	.500	3	4	2	2	5	0	0	1	1	0	0	0	0	0	0	0	0	0	0
Barton	.206	.265	.438	17	34	3	7	9	2	0	0	5	0	0	3	11	0	5	0	1	0	1
Cespedes	.295	.623	.377	22	61	13	18	38	2	0	6	15	0	0	1	7	0	13	0	1	0	2
Choice	.313	.458	.346	21	48	8	15	22	2	1	1	9	0	1	1	2	0	8	0	0	2	1
Coleman	.000	.000	.000	2	2	0	0	0	0	0	0	0	0	0	0	0	0	1	0	0	0	0
Crisp	.296	.315	.356	19	54	11	16	17	1	0	0	0	0	0	0	5	0	7	4	0	1	1
Crumbless	.000	.000	.000	5	3	1	0	0	0	0	0	0	0	0	0	0	0	0	0	0	0	0
Donaldson	.300	.517	.368	22	60	9	18	31	4	0	3	10	0	1	0	7	0	12	1	1	2	1
Freiman (TOT)	.241	.370	.268	25	54	5	13	20	4	0	1	9	0	0	1	1	0	11	0	0	1	2
Freiman (OAK)	.167	.278	.250	6	18	2	3	5	2	0	0	2	0	0	1	1	0	4	0	0	0	1
Freitas	.444	.667	.444	12	18	5	8	12	1	0	1	1	0	0	0	0	0	2	0	0	0	0
Green	.409	.636	.409	14	22	6	9	14	5	0	0	0	0	0	0	0	0	2	0	0	0	1
Head	.100	.100	.091	4	10	0	1	1	0	0	0	1	0	1	0	0	0	4	0	0	0	0
Horton	.200	.200	.200	4	5	0	1	1	0	0	0	1	0	0	0	0	0	1	0	0	0	0
Jaso	.238	.405	.353	19	42	6	10	17	1	3	0	6	0	1	0	8	0	5	1	0	1	1
Ladendorff	.000	.000	.000	2	1	1	0	0	0	0	0	0	0	0	0	0	0	0	0	0	0	0
Lamas	.000	.000	.000	1	1	0	0	0	0	0	0	0	0	0	0	0	0	0	0	0	0	0
Lipkin	.250	.250	.250	2	4	0	1	1	0	0	0	1	0	0	0	0	0	1	0	0	2	0
Lowrie	.273	.509	.375	21	55	13	15	28	4	0	3	13	0	0	0	9	0	9	0	0	2	2
Marte	.400	.600	.455	7	10	4	4	6	2	0	0	3	0	0	0	1	0	1	0	0	1	0
Montz	.154	.308	.207	23	26	4	4	8	1	0	1	4	0	1	0	2	0	9	0	0	0	0
Moore	.182	.318	.280	19	22	3	4	7	0	0	1	3	0	0	1	2	0	5	0	0	0	0
Moss	.304	.429	.339	21	56	3	17	24	2	1	1	8	0	0	0	3	0	10	0	0	0	1
Myers	.200	.200	.200	4	5	0	1	1	0	0	0	1	0	0	0	0	0	1	0	0	0	0
Nakajima	.167	.190	.286	17	42	4	7	8	1	0	0	1	0	0	3	4	0	11	2	0	3	4
Norris	.350	.775	.460	19	40	14	14	31	2	0	5	12	0	1	0	9	0	12	0	0	2	3
Oberacker	.000	.000	.000	4	5	0	0	0	0	0	0	0	0	0	0	0	0	1	0	0	1	0
Ortiz	.500	.500	.500	2	2	1	1	1	0	0	0	1	0	0	0	0	0	1	0	0	0	0
Parrino	.368	.605	.442	26	38	10	14	23	6	0	1	9	0	0	0	5	0	9	1	0	0	0
Perez	.313	.375	.421	14	16	2	5	6	1	0	0	3	0	0	0	3	0	4	1	0	0	0
Peterson	.408	.653	.463	26	49	9	20	32	7	1	1	7	0	0	0	5	0	11	0	0	1	1
Reddick	.294	.627	.390	20	51	11	15	32	3	1	4	14	0	0	0	8	0	5	2	1	1	0
Richard	---	---	---	1	0	0	0	0	0	0	0	0	0	0	0	0	0	0	0	0	0	0
Rosales	.324	.622	.468	21	37	12	12	23	2	0	3	9	0	0	2	8	0	6	1	0	1	1
Russell	.250	.313	.294	6	16	2	4	5	1	0	0	2	0	0	0	1	0	5	1	0	1	0
Sizemore	.216	.275	.344	21	51	7	11	14	1	1	0	6	0	2	1	10	0	17	0	0	2	1
Smith	.280	.440	.321	20	50	8	14	22	3	1	1	10	0	2	0	4	0	8	0	0	3	0
Sogard	.444	.648	.500	26	54	10	24	35	8	0	1	9	0	0	0	6	0	4	1	0	0	0
Taylor, B.	.000	.000	.000	3	5	0	0	0	0	0	0	0	0	0	0	0	0	2	0	0	0	0
Taylor, M.	.217	.304	.250	10	23	2	5	7	2	0	0	5	0	0	0	1	0	8	0	0	1	0
Thompson	.000	.000	.000	1	1	0	0	0	0	0	0	0	0	0	0	0	0	1	0	0	0	0
Weeks	.370	.556	.424	11	27	5	10	15	2	0	1	6	0	2	0	4	0	1	0	2	2	2
Whitaker	.250	.250	.250	3	4	0	1	1	0	0	0	1	0	0	0	0	0	1	0	0	0	0
Young	.250	.411	.364	22	56	11	14	23	3	0	2	9	0	0	2	8	0	14	2	0	0	1
<b>TEAM</b>	<b>.287</b>	<b>.463</b>	<b>.367</b>	<b>33</b>	<b>1135</b>	<b>203</b>	<b>326</b>	<b>526</b>	<b>71</b>	<b>9</b>	<b>37</b>	<b>187</b>	<b>1</b>	<b>12</b>	<b>15</b>	<b>134</b>	<b>0</b>	<b>223</b>	<b>17</b>	<b>6</b>	<b>29</b>	<b>27</b>
<b>OPPONENTS</b>	<b>.303</b>	<b>.491</b>	<b>.349</b>	<b>33</b>	<b>1173</b>	<b>197</b>	<b>355</b>	<b>576</b>	<b>78</b>	<b>13</b>	<b>39</b>	<b>183</b>	<b>4</b>	<b>15</b>	<b>8</b>	<b>84</b>	<b>0</b>	<b>228</b>	<b>25</b>	<b>9</b>	<b>25</b>	<b>15</b>

PITCHING


NAME	W	L	ERA	G	GS	CG	SHO	SV	INN	H	R	ER	HR	SH	SFHBP	BB	IBB	SO	WP	BK	BA	
Anderson	1	0	6.75	4	4	0	0	0	12.0	16	11	9	3	0	1	0	3	0	7	0	0	.314
Balfour	0	0	2.25	4	0	0	0	0	4.0	2	1	1	0	0	0	0	0	0	4	0	0	.143
Banwart	0	0	0.00	1	0	0	0	0	1.0	0	0	0	0	0	0	0	0	0	0	0	0	.000
Billings	0	0	1.93	3	0	0	0	0	4.2	5	2	1	0	0	0	0	0	0	1	0	0	.278
Blackley	1	1	14.21	7	2	0	0	1	12.2	27	20	20	3	1	2	1	6	0	12	5	0	.450
Blevins	0	0	2.45	7	0	0	0	0	7.1	8	5	2	0	0	1	0	1	0	5	0	0	.250
Chavez	0	1	1.80	3	1	0	0	0	5.0	2	1	1	1	0	0	0	2	0	4	0	0	.125
Colon	1	2	6.30	6	3	0	0	1	20.0	31	17	14	2	0	0	1	1	0	22	0	0	.344
Cook	1	1	6.14	9	0	0	0	0	7.1	10	5	5	2	0	0	0	5	0	4	0	0	.323
Doolittle	2	0	2.35	8	0	0	0	0	7.2	6	2	2	1	0	0	1	1	0	10	0	0	.222
Ekstrom	0	1	1.20	10	0	0	0	3	15.0	9	2	2	1	0	0	0	4	0	10	2	0	.170
Figueroa	0	0	3.38	9	0	0	0	1	10.2	12	4	4	0	0	2	1	1	0	10	1	0	.286
Fisher	0	0	20.25	2	0	0	0	0	1.1	0	3	3	0	0	1	0	5	0	0	0	0	.000
Gordon	0	0	4.91	4	0	0	0	0	7.1	8	7	4	0	0	1	1	2	0	3	0	0	.267
Granier	0	0	9.00	1	0	0	0	0	1.0	2	3	1	0	0	0	0	1	0	1	2	0	.333
Gray	1	0	6.00	3	0	0	0	0	6.0	7	5	4	2	0	0	0	2	0	3	0	0	.280
Griffin	2	2	5.40	5	5	0	0	0	20.0	20	12	12	4	0	1	1	4	0	21	0	0	.263
Hassebrock	0	0	13.50	2	0	0	0	0	1.1	2	2	2	0	0	0	0	1	0	2	1	0	.333
Hernandez	0	0	0.00	2	0	0	0	0	2.0	1	0	0	0	0	0	0	0	0	2	0	0	.143
Leon	0	0	6.00	3	0	0	0	1	3.0	3	2	2	1	0	0	0	4	0	1	0	0	.300
Milone	3	0	4.63	6	6	0	0	0	23.1	28	12	12	3	1	1	0	5	0	17	0	0	.304
Neshek	2	0	0.00	9	0	0	0	0	8.1	7	0	0	0	0	0	0	2	0	5	0	0	.233
Newby	0	0	4.50	2	0	0	0	0	2.0	4	1	1	0	0	0	0	1	0	2	1	0	.444
Norberto	0	0	4.35	9	0	0	0	0	10.1	16	6	5	1	0	1	0	4	0	8	2	0	.356
Okajima	1	0	5.79	9	0	0	0	1	9.1	12	6	6	3	0	0	1	4	0	6	0	0	.300
Olson	0	0	3.60	5	0	0	0	0	5.0	4	2	2	0	0	0	0	1	0	4	0	0	.222
Parker	0	2	7.45	5	5	0	0	0	19.1	25	18	16	5	1	0	0	5	0	13	1	0	.309
Perez	0	0	27.00	1	0	0	0	0	0.2	3	2	2	0	0	0	0	1	0	1	0	0	.600
Resop	0	0	0.00	8	0	0	0	0	9.0	6	0	0	0	0	0	0	0	0	5	0	0	.200
Rodriguez	0	0	10.13	4	0	0	0	0	2.2	4	3	3	1	0	0	0	2	0	3	1	0	.364
Scribner	0	0	6.55	10	0	0	0	1	11.0	17	8	8	0	0	0	0	2	0	12	3	1	.354
Simmons	0	0	10.80	5	0	0	0	1	5.0	10	6	6	2	0	1	0	0	0	2	1	0	.417
Smyth	0	0	0.00	1	0	0	0	0	0.1	0	0	0	0	0	0	0	0	0	1	0	0	.000
Straily	2	2	5.82	7	6	0	0	0	21.2	31	17	14	2	1	3	1	7	0	20	1	0	.333
Thomas	0	0	6.75	3	0	0	0	0	5.1	6	4	4	1	0	0	0	5	0	6	0	0	.316
Walz	0	0	108.00	2	0	0	0	0	0.1	4	4	4	0	0	0	0	1	0	0	1	0	.800
Werner	0	1	4.50	3	1	0	0	0	6.0	7	4	3	1	0	0	0	1	0	1	0	0	.318
<b>TEAM</b>	<b>17</b>	<b>13</b>	<b>5.45</b>	<b>33</b>	<b>33</b>	<b>0</b>	<b>0</b>	<b>10</b>	<b>289.0</b>	<b>355</b>	<b>197</b>	<b>175</b>	<b>39</b>	<b>4</b>	<b>15</b>	<b>8</b>	<b>84</b>	<b>0</b>	<b>228</b>	<b>22</b>	<b>1</b>	<b>.303</b>
<b>OPPONENTS</b>	<b>13</b>	<b>17</b>	<b>6.11</b>	<b>33</b>	<b>33</b>	<b>0</b>	<b>1</b>	<b>5</b>	<b>287.0</b>	<b>326</b>	<b>203</b>	<b>195</b>	<b>37</b>	<b>1</b>	<b>12</b>	<b>15</b>	<b>134</b>	<b>0</b>	<b>223</b>	<b>22</b>	<b>4</b>	<b>.287</b>

REVIEW



# SPRING TRAINING RESULTS

DATE	OPPONENT	SCORE	RECORD	WINNER	LOSER	ATTEND.	HOME CUM.
Feb. 23	at Milwaukee	L, 1-2	0-1	Fiers	Chavez	6,132	
Feb. 24	at Los Angeles (AL)	W, 7-5	1-1	Neshek	Taylor	5,213	
Feb. 25	Cleveland	L, 10-14	1-2	Masterson	Werner	2,026	2,026
Feb. 26	at Arizona	L, 4-9	1-3	Bell	Ekstrom	5,682	
Feb. 27	San Diego	W, 11-6	2-3	Straily	Stults	1,867	3,893
Feb. 28	at Chicago (NL)	L, 3-5	2-4	Wood	Colón	4,037	
March 1	San Francisco	L, 9-13	2-5	Casilla	Blackley	7,243	11,136
March 2	Colorado	W, 6-3	3-5	Gray	Chacin	4,585	15,721
March 3	at Colorado	W, 7-2	4-5	Griffin	Chatwood	8,315	
March 4	Los Angeles (AL)	W, 13-5	5-5	Cook	Carpenter	3,751	19,472
March 5	at Kansas City	L, 2-8	5-6	Chen	Colón	2,647	
	Italy (exhib.)	W, 4-3		Anderson	Mariotti	2,026	
March 6	OFF DAY						
March 7	Seattle	W, 7-3	6-6	Milone	Maurer	4,213	23,685
March 8	at Seattle	Cancelled, Rain					
March 9	at Texas	L, 3-4	6-7	Balester	Cook	7,305	
March 10	Arizona	W, 7-5	7-7	Doolittle	Skaggs	5,411	29,096
March 11	at San Diego	L, 0-10	7-8	Ross	Parker	4,369	
March 12	Kansas City	W, 6-3	8-8	Neshek	Shields	4,789	33,885
March 13	OFF DAY						
March 14	Texas	L, 2-6	8-9	Wells	Straily	6,434	40,319
March 15	at Arizona	T, 2-2	8-9-1			12,516*	
March 16	Los Angeles (AL)	T, 13-13	8-9-2			8,739*	49,058
	at Chicago (AL)	L, 5-11	8-10-2	Sale	Parker	5,547	
March 17	Chicago (NL)	W, 12-6	9-10-2	Doolittle	Berken	7,184	56,242
March 18	Seattle	L, 5-6	9-11-2	Iwakuma	Griffin	6,305	62,547
March 19	at Los Angeles (NL)	L, 1-7	9-12-2	Capuano	Straily	7,320	
March 20	OFF DAY						
March 21	at Cincinnati	W, 10-9	10-12-2	Anderson	Cueto	4,694	
March 22	Chicago (AL)	T, 4-4	10-12-3			7,363	69,910
March 23	at San Francisco	W, 12-5	11-12-3	Milone	Lincecum	12,224*	
March 24	Los Angeles (NL)	W, 7-4	12-12-3	Griffin	Beckett	8,351*	78,261
March 25	Milwaukee	W, 9-7	13-12-3	Colón	Narveson	5,146	83,407
March 26	at Cleveland	W, 7-6 (10)	14-12-3	Blackley	Flores	3,512	
March 27	Colorado	W, 6-5	15-12-3	Okajima	Chacin	4,795	88,202
March 28	San Francisco (at S.F.)	W, 7-3	16-12-3	Milone	Lincecum	40,630	
March 29	San Francisco (at S.F.)	L, 1-3	16-13-3	Zito	Griffin	42,808	
March 30	San Francisco (at Oak.)	W, 4-3	17-13-3	Straily	Vogelsong	30,266	



*Reggie Jackson was the first player in Oakland history to hit three home runs in a game. He did it July 2, 1969 against Seattle.*

## RECORDS

# ATHLETICS YEAR-BY-YEAR

YEAR	POS.	W	L	PCT.	GA/GB	WILD CARD	MANAGER	HOME	ROAD
1901	4	74	62	.544	-9		Connie Mack	42-24	32-38
1902	****1	83	53	.610	+5		Connie Mack	56-17	27-36
1903	2	75	60	.556	-14½		Connie Mack	44-21	31-39
1904	5	81	70	.536	-12½		Connie Mack	47-31	34-39
1905	****1	92	56	.622	+2		Connie Mack	50-23	42-33
1906	4	78	67	.538	-12		Connie Mack	48-23	30-44
1907	2	88	57	.607	-1½		Connie Mack	50-20	38-37
1908	6	68	85	.444	-22		Connie Mack	46-30	22-55
1909	2	95	58	.621	-3½		Connie Mack	49-27	46-31
1910	****1	102	48	.680	+14½		Connie Mack	57-19	45-29
1911	****1	101	50	.669	+13½		Connie Mack	54-20	47-30
1912	3	90	62	.592	-15		Connie Mack	45-32	45-30
1913	****1	96	57	.627	+6½		Connie Mack	50-26	46-31
1914	****1	99	53	.651	+8½		Connie Mack	51-24	48-29
1915	8	43	109	.283	-58½		Connie Mack	20-55	23-54
1916	8	36	117	.235	-54½		Connie Mack	23-53	13-64
1917	8	55	98	.359	-44½		Connie Mack	29-47	26-51
1918	8	52	76	.406	-24		Connie Mack	35-32	17-44
1919	8	36	104	.257	-52		Connie Mack	21-49	15-55
1920	8	48	106	.312	-50		Connie Mack	25-50	23-56
1921	8	53	100	.346	-45		Connie Mack	28-47	25-53
1922	7	65	89	.422	-29		Connie Mack	38-39	27-50
1923	6	69	83	.454	-29		Connie Mack	34-41	35-42
1924	5	71	81	.467	-20		Connie Mack	36-39	35-42
1925	2	88	64	.579	-8½		Connie Mack	51-26	37-38
1926	3	83	67	.553	-6		Connie Mack	44-27	39-40
1927	2	91	63	.591	-19		Connie Mack	50-27	41-36
1928	2	98	55	.641	-2½		Connie Mack	52-25	46-30
1929	****1	104	46	.693	+18		Connie Mack	57-16	47-30
1930	****1	102	52	.662	+8		Connie Mack	58-18	44-34
1931	****1	107	45	.704	+13½		Connie Mack	60-15	47-30
1932	2	94	60	.610	-13		Connie Mack	51-26	43-34
1933	3	79	72	.523	-19½		Connie Mack	46-29	33-43
1934	5	68	82	.453	-31		Connie Mack	34-40	34-42
1935	8	58	91	.389	-34		Connie Mack	30-42	28-49
1936	8	53	100	.346	-49		Connie Mack	31-46	22-54
1937	7	54	97	.358	-46½		Connie Mack	27-50	27-47
1938	8	53	99	.349	-46		Connie Mack	28-47	25-52
1939	7	55	97	.362	-51½		Connie Mack	28-48	27-49
1940	8	54	100	.351	-36		Connie Mack	29-42	25-58
1941	8	64	90	.416	-37		Connie Mack	36-41	28-49
1942	8	55	99	.357	-48		Connie Mack	25-51	30-48
1943	8	49	105	.318	-49		Connie Mack	27-51	22-54
1944	5	72	82	.468	-17		Connie Mack	39-37	33-45
1945	8	52	98	.347	-34½		Connie Mack	39-35	13-63
1946	8	49	105	.318	-55		Connie Mack	31-46	18-59
1947	5	78	76	.506	-19		Connie Mack	39-38	39-38
1948	4	84	70	.545	-12½		Connie Mack	36-41	48-29
1949	5	81	73	.526	-16		Connie Mack	52-25	29-48
1950	8	52	102	.338	-46		Connie Mack	29-48	23-54
1951	6	70	84	.455	-28		Jimmie Dykes	38-41	32-43
1952	4	79	75	.513	-16		Jimmie Dykes	45-32	34-43
1953	7	59	95	.383	-41½		Jimmie Dykes	27-50	32-45
1954	8	51	103	.331	-60		Eddie Joost	29-47	22-56
<b>Philadelphia Totals</b>		<b>3886</b>	<b>4248</b>	<b>.478</b>				<b>2146-1896</b>	<b>1740-2352</b>
1955	6	63	91	.409	-33		Lou Boudreau	33-43	30-48
1956	8	52	102	.338	-45		Lou Boudreau	22-55	30-47
1957	7	59	94	.386	-38½		Boudreau (36-67)/Craft (23-27)	37-40	22-54
1958	7	73	81	.474	-19		Harry Craft	43-34	30-47
1959	7	66	88	.429	-28		Harry Craft	37-40	29-48
1960	8	58	96	.377	-39		Bob Elliot	34-43	24-53

YEAR	POS.	W	L	PCT.	GA/GB	WILD CARD	MANAGER	HOME	ROAD
1961	9t	61	100	.379	-47½		Joe Gordon (26-33)/Bauer (35-67)	33-47	28-53
1962	9	72	90	.444	-24		Hank Bauer	39-42	33-48
1963	8	73	89	.451	-31½		Ed Lopat	36-45	37-44
1964	10	57	105	.352	-42		Lopat (17-35)/Mel McGaha (40-70)	26-55	31-50
1965	10	59	103	.364	-43		McGaha (5-21)/Haywood Sullivan (54-82)	33-48	26-55
1966	7	74	86	.463	-23		Alvin Dark	42-39	32-47
1967	10	62	99	.385	-29½		Dark (52-69)/Luke Appling (10-30)	37-44	25-55
<b>Kansas City Totals</b>		<b>829</b>	<b>1224</b>	<b>.404</b>				<b>452-575</b>	<b>377-649</b>
1968	6	82	80	.506	-21		Bob Kennedy	44-38	38-42
1969	2	88	74	.543	-9		Hank Bauer (80-69)/McNamara (8-5)	49-32	39-42
1970	2	89	73	.549	-9		John McNamara	49-32	40-41
1971	**1	101	60	.627	+16		Dick Williams	46-35	55-25
1972	****1	93	62	.600	+5½		Dick Williams	48-29	45-33
1973	****1	94	68	.580	+6		Dick Williams	50-31	44-37
1974	****1	90	72	.556	+5		Alvin Dark	49-32	41-40
1975	**1	98	64	.605	+7		Alvin Dark	54-27	44-37
1976	2	87	74	.540	-2½		Chuck Tanner	51-30	36-44
1977	7	63	98	.391	-38½		Jack McKeon (26-27)/Winkles (37-71)	35-46	28-52
1978	6	69	93	.426	-23		Bobby Winkles (24-15)/McKeon (45-78)	38-42	31-51
1979	7	54	108	.333	-34		Jim Marshall	31-50	23-58
1980	2	83	79	.512	-14		Billy Martin	46-35	37-44
1981	**1	64	45	.587	+5		Billy Martin	35-21	29-24
1982	5	68	94	.420	-25		Billy Martin	36-45	32-49
1983	4	74	88	.457	-25		Steve Boros	42-39	32-49
1984	4	77	85	.475	-7		Boros (20-24)/Moore (57-61)	44-37	33-48
1985	4	77	85	.475	-14		Jackie Moore	43-36	34-49
1986	3t	76	86	.469	-16		Moore (29-44)/Jeff Newman (2-8)/ Tony La Russa (45-34)	47-36	29-50
1987	3	81	81	.500	-4		Tony La Russa	42-39	39-42
1988	****1	104	58	.642	+13		Tony La Russa	54-27	50-31
1989	****1	99	63	.611	+7		Tony La Russa	54-27	45-36
1990	****1	103	59	.636	+9		Tony La Russa	51-30	52-29
1991	4	84	78	.519	-11		Tony La Russa	47-34	37-44
1992	**1	96	66	.593	+6		Tony La Russa	51-30	45-36
1993	7	68	94	.420	-26		Tony La Russa	38-43	30-51
1994	2	51	63	.447	-1		Tony La Russa	24-32	27-31
1995	4	67	77	.465	-11½	7th (-12)	Tony La Russa	38-34	29-43
1996	3	78	84	.481	-12	t6th (-10)	Art Howe	40-41 <sup>1</sup>	38-43
1997	4	65	97	.401	-25	11th (-31)	Art Howe	35-46	30-51
1998	4	74	88	.457	-14	7th (-18)	Art Howe	39-42	35-46
1999	2	87	75	.537	-8	2nd (-7)	Art Howe	52-29	35-46
2000	**1	91	70	.565	+½	n/a	Art Howe	47-34	44-36
2001	*2	102	60	.630	-14	1st (+17)	Art Howe	53-28	49-32
2002	**1	103	59	.636	+4	n/a	Art Howe	54-27	49-32
2003	**1	96	66	.593	+3	n/a	Ken Macha	57-24	39-42
2004	2	91	71	.562	-1	2nd (-7)	Ken Macha	52-29	39-42
2005	2	88	74	.543	-7	3rd (-7)	Ken Macha	45-36	43-38
2006	**1	93	69	.574	+4	n/a	Ken Macha	49-32	44-37
2007	3	76	86	.469	-18	6th (-18)	Bob Geren	40-41	36-45
2008	3	75	86	.466	-24½	7th (-19½)	Bob Geren	43-38 <sup>2</sup>	32-48
2009	4	75	87	.463	-22	t7th (-20)	Bob Geren	40-41	35-46
2010	2	81	81	.500	-9	t5 (-14)	Bob Geren	47-34	34-47
2011	3	74	88	.457	-22	7 (-17)	Geren (27-36)/Bob Melvin (47-52)	43-38	31-50
2012	**1	94	68	.580	+1	n/a	Bob Melvin	50-31 <sup>2</sup>	44-37
2013	**1	96	66	.593	+5½	n/a	Bob Melvin	52-29	44-37
<b>Oakland Totals</b>		<b>3819</b>	<b>3502</b>	<b>.522</b>				<b>2074-1589</b>	<b>1745-1913</b>
<b>Athletics Totals</b>		<b>8534</b>	<b>8974</b>	<b>.487</b>				<b>4672-4060</b>	<b>3862-4914</b>

\* American League Wild Card Champions (1 time)

\*\* American League Western Division Champions (16 times)

\*\*\* American League Champions (15 times: Oakland 6 times, Philadelphia 9 times)

\*\*\*\* World Champions (9 times: Oakland 4 times, Philadelphia 5 times)

<sup>1</sup> includes 2-4 record at Las Vegas

<sup>2</sup> includes 1-1 record at Tokyo

# ATHLETICS VS. THE AMERICAN LEAGUE

YEAR	BAL	BOS	CHI	CLE	DET	MIL	NY	STL	WAS	TOTAL
1901	8-12	10-10	8-12	14-6	9-7	14-6			11-9	74-62
1902	13-6	11-9	10-10	12-8	16-4			9-10	12-6	83-53
1903		6-13	14-6	11-9	9-11		8-10	11-8	16-3	75-60
1904		9-13	14-8	10-11	12-10		9-12	11-10	16-6	81-70
1905		15-7	12-9	15-7	13-9		11-8	15-7	11-9	92-56
1906		14-8	9-12	10-12	13-6		8-13	9-11	15-5	78-67
1907		14-8	12-10	14-8	8-11		9-10	14-6	17-4	88-57
1908		12-10	9-13	6-16	8-14		14-8	8-13	11-11	68-85
1909		11-10	10-12	13-9	14-8		14-8	14-8	19-3	95-58
1910		18-4	14-8	14-7	13-9		12-9	17-5	14-6	102-48
1911		13-9	11-9	17-5	10-12		15-6	20-2	15-7	101-50
1912		7-15	10-12	14-8	13-9		17-5	16-6	13-7	90-62
1913		11-11	11-11	13-9	15-7		17-5	15-6	14-8	96-57
1914		9-12	17-5	19-3	12-9		14-8	15-7	13-9	99-53
1915		5-17	3-19	7-15	5-17		9-11	6-16	8-14	43-109
1916		6-16	4-18	4-18	4-18		7-15	5-17	6-15	36-117
1917		3-18	7-15	6-16	10-12		7-15	11-11	11-11	55-98
1918		6-13	10-11	7-13	11-9		4-8	8-10	6-12	52-76
1919		6-14	3-17	4-16	6-14		2-18	7-13	8-12	36-104
1920		9-13	6-16	6-16	10-12		3-19	8-14	6-16	48-106
1921		10-12	8-14	7-15	7-14		5-17	5-17	11-11	53-100
1922		12-10	10-12	11-11	6-16		5-17	9-13	12-10	65-89
1923		7-13	12-10	10-12	10-12		6-16	9-13	15-7	69-83
1924		10-12	11-11	11-11	11-11		8-12	13-9	7-15	71-81
1925		17-5	14-8	11-11	14-8		13-9	12-10	7-13	88-64
1926		14-8	15-6	8-14	11-11		13-9	15-7	7-12	83-67
1927		16-6	14-8	12-10	13-9		8-14	16-6	12-10	91-63
1928		18-3	16-6	16-6	14-8		6-16	16-6	12-10	98-55
1929		18-4	13-9	14-7	18-4		14-8	11-10	16-4	104-46
1930		18-4	16-6	15-7	15-7		12-10	16-6	10-12	102-52
1931		16-4	19-3	18-4	18-4		11-11	14-8	11-11	107-45
1932		18-4	15-7	12-10	15-7		8-14	16-6	10-12	94-60
1933		8-14	10-12	16-6	11-11		9-12	14-6	11-11	79-72
1934		9-12	13-9	9-13	10-12		7-15	9-12	11-9	68-82
1935		6-16	10-12	10-12	5-14		6-14	11-11	10-12	58-91
1936		9-13	7-15	9-13	5-17		6-16	11-10	6-16	53-100
1937		3-17	7-15	9-13	8-14		8-14	11-11	8-13	54-97
1938		8-14	10-12	4-18	8-14		5-16	12-9	6-16	53-99
1939		4-18	11-11	4-18	11-11		4-18	13-9	8-12	55-97
1940		4-18	6-16	8-14	11-11		9-13	8-14	8-14	54-100
1941		6-16	12-10	7-15	9-13		8-14	11-11	11-11	64-90
1942		8-14	10-12	6-16	9-13		6-16	6-16	10-12	55-99
1943		11-11	4-18	6-16	9-13		6-16	8-14	5-17	49-105
1944		11-11	13-9	10-12	11-11		9-13	9-13	9-13	72-82
1945		8-14	10-12	6-12	7-15		6-16	10-12	5-17	52-98
1946		5-17	10-12	7-15	5-17		6-16	10-12	6-16	49-105
1947		12-10	11-11	11-11	11-11		9-13	13-9	11-11	78-76
1948		10-12	16-6	6-16	10-12		10-12	18-4	14-8	84-70
1949		8-14	16-6	13-9	8-14		8-14	12-10	16-6	81-73
1950		3-19	11-11	5-17	5-17		7-15	8-14	13-9	52-102
1951		7-15	13-9	6-16	9-13		9-13	14-8	12-10	70-84
1952		10-12	11-11	9-13	17-5		9-13	14-8	9-13	79-75
1953		7-15	12-10	3-19	11-11		5-17	13-9	8-14	59-95
1954	12-10	7-15	5-17	4-18	9-13		4-18		10-12	51-103
1955	12-10	8-14	8-14	5-17	10-12		7-15		13-9	63-91
1956	7-15	10-12	8-14	5-17	6-16		4-18		12-10	52-102
1957	5-16	6-16	8-14	11-11	14-8		3-19		12-10	59-94
1958	10-12	10-12	10-12	12-10	10-12		9-13		12-10	73-81
1959	14-8	11-11	10-12	7-15	7-15		5-17		12-10	66-88
1960	9-13	9-13	7-15	7-15	12-10		7-15		7-15	58-96

YEAR	BAL	BOS	CHI	CLE	DET	HOU	KC	LAA	MIL	MIN	NYN	SEA	TB	TEX	TOR	TOTAL
1961	5-13	8-10	4-14	9-8	6-12			9-9		7-11	4-14			9-9		61-100
1962	8-10	8-10	9-9	7-11	6-12			6-12		8-10	5-13			15-3		72-90
1963	9-9	11-7	6-12	7-11	5-13			10-8		9-9	6-12			10-8		73-89
1964	5-13	6-12	2-16	8-10	7-11			6-12		9-9	6-12			8-10		57-105
1965	7-11	7-11	5-13	9-9	5-13			5-13		8-10	7-11			6-12		59-103
1966	5-11	9-9	5-13	12-6	12-6			9-9		8-10	5-13			9-9		74-86
1967	8-10	6-12	10-8	7-11	6-12			4-14		8-10	7-11			6-11		62-99
1968	9-9	10-8	8-10	12-6	5-13			13-5		10-8	8-10			7-11		82-80
1969	4-8	8-4	10-8	7-5	5-7		10-8	12-6	13-5	5-13	6-6			8-4		88-74
1970	5-7	5-7	16-2	5-7	6-6		11-7	10-8	10-8	5-13	6-6			10-2		89-73
1971	4-7	9-3	7-11	8-4	8-4		13-5	11-7	15-3	10-8	7-5			9-3		101-60
1972	6-6	3-9	8-7	10-2	8-4		11-7	10-8	8-4	9-8	9-3			11-4		93-62
1973	7-5	8-4	12-6	9-3	5-7		10-8	12-6	8-4	4-14	8-4			11-7		94-68
1974	6-6	4-8	11-7	7-5	7-5		10-8	12-6	7-5	13-5	5-7			8-10		90-72
1975	8-4	6-6	9-9	10-2	6-6		11-7	11-7	7-5	12-6	6-6			12-6		98-64
1976	8-4	8-4	9-8	8-4	6-6		9-9	12-6	7-5	7-11	6-6			7-11		87-74
1977	2-8	3-8	5-10	3-7	5-5		6-9	10-5	5-5	6-8	2-9	7-8		2-13	7-3	63-98
1978	0-11	5-5	8-7	6-4	4-6		5-10	6-9	1-9	6-9	2-8	13-2		6-9	7-4	69-93
1979	4-8	3-9	4-9	4-8	5-7		4-9	3-10	6-6	4-9	3-9	8-5		2-11	4-8	54-108
1980	5-7	3-9	7-6	6-6	6-6		7-6	10-3	5-7	7-6	4-8	8-5		7-6	8-4	83-79
1981	5-7	5-7	6-7	2-3	2-1		3-3	8-2	2-4	8-2	3-4	6-1		4-2	10-2	64-45
1982	5-7	4-8	4-9	8-4	3-9		6-7	4-9	5-7	10-3	5-7	6-7		5-8	3-9	68-94
1983	4-8	4-8	5-8	5-7	6-6		6-7	8-5	6-6	9-4	4-8	9-4		2-11	6-6	74-88
1984	6-6	5-7	7-6	5-7	3-9		8-5	6-7	8-4	5-8	4-8	8-5		8-5	4-8	77-85
1985	5-7	4-8	5-8	9-3	4-8		5-8	7-6	9-3	5-8	5-7	8-5		6-7	5-7	77-85
1986	7-5	5-7	6-7	2-10	6-6		5-8	3-10	7-5	7-6	7-5	10-3		3-10	8-4	76-86
1987	5-7	8-4	4-9	8-4	7-5		8-5	7-6	6-6	3-10	7-5	5-8		6-7	7-5	81-81
1988	8-4	9-3	8-5	8-4	8-4		5-8	9-4	9-3	8-5	6-6	9-4		8-5	9-3	104-58
1989	7-5	5-7	8-5	10-2	8-4		6-7	8-5	7-5	7-6	9-3	9-4		8-5	7-5	99-63
1990	8-4	8-4	5-8	8-4	6-6		9-4	9-4	7-5	7-6	12-0	9-4		8-5	7-5	103-59
1991	9-3	4-8	6-7	7-5	8-4		7-6	12-1	4-8	5-8	6-6	6-7		4-9	6-6	84-78
1992	6-6	7-5	8-5	6-6	6-6		9-4	8-5	5-7	8-5	6-6	12-1		9-4	6-6	96-66
1993	2-10	3-9	6-7	4-8	4-8		7-6	7-6	5-7	5-8	6-6	9-4		5-8	5-7	98-94
1994	5-7	3-9	3-6	0-6	4-5		3-7	6-3	1-4	5-2	5-7	4-3		7-3	5-1	51-63
1995	7-5	4-8	5-7	0-7	3-2		8-5	7-6	2-7	7-5	9-4	7-6		5-8	3-7	67-77
1996	4-9	5-8	7-5	6-6	8-4		7-5	7-6	5-7	7-6	3-9	8-5		7-6	4-8	78-84
1997	3-8	4-7	3-8	4-7	4-7		8-3	1-11	6-5	4-7	5-6	5-7		5-7	6-5	58-88
1998	3-8	2-9	7-4	8-3	4-7		4-7	7-5		7-4	3-8	5-7	5-6	6-6	5-6	66-80
1999	7-5	6-4	7-3	2-10	6-4		6-6	4-8		5-7	4-6	6-6	9-1	5-7	8-2	75-69
2000	8-4	5-5	3-6	6-6	4-6		8-4	8-5		7-5	3-6	9-4	7-2	5-7	7-3	80-63
2001	7-2	5-4	8-1	3-4	6-1		6-3	14-6		4-5	6-3	9-10	7-2	9-10	6-3	90-54
2002	5-4	3-6	7-2	5-2	6-1		8-1	11-9		6-3	4-5	8-11	8-1	13-6	3-6	87-57
2003	7-2	4-3	5-4	6-3	6-3		7-2	12-8		1-8	6-5	7-12	6-3	15-4	5-2	87-57
2004	7-0	1-8	7-2	3-6	5-4		7-2	9-10		5-2	2-7	11-8	7-2	11-9	6-3	81-63
2005	6-4	4-6	7-2	3-6	5-1		4-2	9-10		6-4	2-7	12-6	4-5	11-8	5-5	78-66
2006	4-2	7-3	3-3	6-3	4-5		5-4	8-11		4-6	6-3	17-2	6-3	9-10	6-4	85-59
2007	4-4	4-4	5-4	4-6	6-4		4-6	10-9		2-5	4-2	5-14	4-6	9-10	5-4	66-78
2008	5-0	4-6	4-5	4-5	6-3		3-6	9-10		5-5	1-5	10-9	3-6	7-12	4-6	65-78
2009	5-1	5-5	5-4	5-2	4-5		6-2	7-12		6-4	2-7	5-14	6-4	11-8	3-6	70-74
2010	7-3	5-4	5-4	6-3	3-3		6-3	8-11		3-6	1-9	13-6	4-5	9-10	3-4	73-71
2011	5-4	2-6	4-6	2-5	5-5		5-4	11-8		4-4	3-6	9-10	5-2	6-13	5-5	66-78
2012	5-4	8-1	3-3	8-2	3-4		4-5	10-9		5-4	5-5	12-7	5-4	11-8	5-4	84-60
2013	2-5	3-3	5-2	2-5	4-3	15-4	5-1	11-8		6-1	5-1	8-11	3-3	10-9	4-3	83-59
<b>Totals</b>		<b>872-1059</b>		<b>895-1020</b>		<b>20-5</b>		<b>446-398</b>		<b>772-1133</b>		<b>89-55</b>		<b>207-179</b>		
	<b>987-930</b>		<b>972-1027</b>		<b>911-988</b>		<b>305-249</b>			<b>988-995</b>		<b>312-235</b>		<b>410-406</b>		<b>8367-8837</b>

**Note:** Baltimore record also includes Milwaukee Brewers (1901) and St. Louis Browns (1902-53). Houston total includes 5-1 record while in the NL. Minnesota record includes Washington Senators (1901-60). New York record includes Baltimore Orioles (1901-02). Milwaukee record includes Seattle Pilots (1969). Texas record includes Washington Senators (1961-71).



# ATHLETICS VS. THE NATIONAL LEAGUE

YEAR	ARI	ATL	CHI	CIN	COL	HOU	LA	MIA	MIL	NYM	PHI	PIT	STL	SD	SF	WAS	TOTAL
1997					1-3		1-3							3-1	2-2		7-9
1998	2-1				1-2		1-2							2-1	2-2		8-8
1999	2-1				3-0		3-0							1-2	3-3		12-6
2000	2-1				1-2		2-1							3-0	3-3		11-7
2001	3-0				3-0		2-1							2-1	2-4		12-6
2002						3-0			3-0			3-0			4-2		16-2
2003		1-2						1-2			1-2				3-3	3-0	9-9
2004			1-2	3-0								3-0	0-3		3-3		10-8
2005		2-1								2-1	2-1				4-2	0-3	10-8
2006	0-3				1-2		3-0							1-2	3-3		8-10
2007				2-1		2-1				0-3			1-2		5-1		10-8
2008	1-2	1-2						2-1			2-1				4-2		10-8
2009	1-2				0-3		1-2							2-1	1-5		5-13
2010			1-2	0-3								3-0	1-2		3-3		8-10
2011	2-1							1-2		1-2	1-2				3-3		8-10
2012	0-3				3-0		3-0							2-1	2-4		10-8
2013			2-1	2-2					2-1			2-1	2-1		3-1		13-7
<b>Totals</b>	<b>13-14</b>	<b>4-5</b>	<b>4-5</b>	<b>10-6</b>	<b>13-12</b>		<b>16-9</b>	<b>4-5</b>	<b>191-160</b>	<b>3-6</b>	<b>6-6</b>	<b>11-1</b>	<b>4-8</b>	<b>16-9</b>	<b>50-46</b>	<b>3-3</b>	<b>167-137</b>

Note: Washington record also includes Montreal Expos (2003). Milwaukee total includes 186-159 record while in the AL.

# ATHLETICS IN DIVISIONAL PLAY

YEAR	A.L. WEST			A.L. CENTRAL			A.L. EAST			NATIONAL LEAGUE		
	HOME	ROAD	TOTAL	HOME	ROAD	TOTAL	HOME	ROAD	TOTAL	HOME	ROAD	TOTAL
1969	26-19	24-21	50-40				23-13	15-21	38-34			
1970	27-18	25-20	52-38				22-14	15-21	37-35			
1971	24-21	32-13	56-34				22-14	23-12	45-26			
1972	28-13	21-21	49-34				20-16	24-12	44-28			
1973	26-19	23-22	49-41				24-12	21-15	45-27			
1974	31-14	23-22	54-36				18-18	18-18	36-36			
1975	32-13	23-22	55-35				22-14	21-15	43-29			
1976	27-18	17-27	44-45				24-12	19-17	43-29			
1977	23-22	13-31	36-53				12-24	15-21	27-45			
1978	23-21	21-25	44-46				15-21	10-26	25-47			
1979	15-24	10-29	25-53				16-26	13-29	29-55			
1980	25-14	21-18	46-32				21-21	16-26	37-47			
1981	15-11	20-6	35-17				20-10	9-18	29-28			
1982	19-20	16-23	35-43				17-25	16-26	33-51			
1983	22-17	17-22	39-39				20-22	15-27	35-49			
1984	25-14	17-22	42-36				19-23	16-26	35-49			
1985	21-16	15-26	36-42				22-20	19-23	41-43			
1986	18-20	15-24	33-44				29-16	14-26	43-42			
1987	17-22	16-23	33-45				25-17	23-19	48-36			
1988	24-15	23-16	47-31				30-12	27-15	57-27			
1989	25-14	21-18	46-32				29-13	24-18	53-31			
1990	22-17	25-14	47-31				29-13	27-15	56-28			
1991	25-14	15-24	40-38				22-20	22-20	44-40			
1992	29-10	25-14	54-24				22-20	20-22	42-42			
1993	20-19	19-20	39-39				18-24	11-31	29-55			
1994	8-5	9-4	17-9	5-14	7-11	12-25	11-13	11-16	22-29			
1995	13-7	6-13	19-20	11-15	11-16	22-31	14-12	12-14	26-26			
1996	11-9	11-8	22-17	18-12	14-17	32-29	11-20	13-18	24-38			
1997	5-13	6-12	11-25	13-14	12-16	25-30	13-15	9-18	22-33	4-4	3-5	7-9
1998	9-9	9-9	18-18	16-12	14-13	30-25	10-17	8-20	18-37	4-4	4-4	8-8
1999	11-7	4-14	15-21	16-10	10-20	26-30	17-11	17-7	34-18	8-1	4-5	12-6
2000	13-6	9-10	22-16	13-17	15-10	28-27	14-9	16-11	30-20	7-2	4-5	11-7
2001	16-13	16-13	32-26	9-7	18-7	27-14	21-6	10-8	31-14	7-2	5-4	12-6
2002	19-10	13-16	32-26	19-6	13-3	32-9	8-10	15-12	23-22	8-1	8-1	16-2
2003	20-9	14-15	34-24	12-6	13-14	25-20	19-6	9-7	28-13	6-3	3-6	9-9



YEAR	A.L. WEST			A.L. CENTRAL			A.L. EAST			NATIONAL LEAGUE		
	HOME	ROAD	TOTAL	HOME	ROAD	TOTAL	HOME	ROAD	TOTAL	HOME	ROAD	TOTAL
2004	17-12	14-15	31-27	16-8	11-8	27-16	12-7	11-13	23-20	7-2	3-6	10-8
2005	15-14	17-10	32-24	13-8	12-7	25-15	10-12	11-15	21-27	7-2	3-6	10-8
2006	16-12	18-11	34-23	14-8	8-13	22-21	15-7	14-8	29-15	4-5	4-5	8-10
2007	12-16	12-17	24-33	14-11	7-14	21-25	9-10	12-10	21-20	5-4	5-4	10-8
2008	14-14	12-17	26-31	13-9	9-15	22-24	11-11	6-12	17-23	5-4	5-4	10-8
2009	11-18	12-16	23-34	17-8	9-9	26-17	10-8	11-15	21-23	2-7	3-6	5-13
2010	18-11	12-16	30-27	9-8	14-11	23-19	14-12	6-13	20-25	6-3	2-7	8-10
2011	15-13	11-18	26-31	11-14	9-10	20-24	11-8	9-15	20-23	6-3	2-7	8-10
2012	16-12	17-12	33-24	12-7	11-11	23-18	16-9	12-9	28-18	6-3	4-5	10-8
2013	21-18	23-14	44-32	13-3	9-9	22-12	10-6	7-9	17-15	8-2	5-5	13-7
<b>Totals</b>	<b>869-653</b>	<b>1611-1436</b>	<b>226-234</b>	<b>797-649</b>	<b>1469-1418</b>	<b>67-86</b>	<b>742-783</b>	<b>264-197</b>	<b>490-431</b>	<b>672-769</b>	<b>100-52</b>	<b>167-137</b>

## OAKLAND A'S MONTH-BY-MONTH

Year	March	April	May	June	July	August	September	October
1968	-	8-10	13-14	17-12	15-15	16-17	13-12	-
1969	-	11-8	12-13	17-9	18-11	16-15	13-17	1-1
1970	-	8-12	17-11	17-10	15-12	13-17	18-11	1-0
1971	-	17-8	16-10	17-8	14-13	23-8	14-13	-
1972	-	7-4	18-8	18-11	16-15	14-13	18-10	2-1
1973	-	9-11	15-13	18-11	17-12	20-7	15-14	-
1974	-	10-10	17-11	14-14	20-8	15-14	14-13	0-2
1975	-	12-8	16-10	20-9	18-11	15-16	17-10	-
1976	-	9-8	12-17	15-13	17-11	17-12	16-11	1-2
1977	-	12-9	10-15	10-17	10-19	10-18	11-18	0-2
1978	-	16-5	11-15	11-18	17-13	7-21	7-20	0-1
1979	-	8-14	9-19	5-24	8-20	14-15	10-16	-
1980	-	12-8	13-13	7-21	19-10	14-14	16-11	2-2
1981	-	18-3	13-17	6-3	-	10-9	15-12	2-1
1982	-	11-11	12-16	10-18	11-15	14-15	9-17	1-2
1983	-	11-9	11-16	14-15	12-17	17-13	8-16	1-2
1984	-	14-10	9-17	15-14	10-18	14-14	15-12	-
1985	-	9-12	13-12	17-10	13-14	15-14	8-20	2-3
1986	-	11-10	12-16	7-22	14-12	17-11	13-13	2-2
1987	-	9-14	15-10	16-11	12-15	15-14	12-15	2-2
1988	-	16-7	19-8	13-14	16-12	20-9	19-7	1-1
1989	-	18-8	16-10	13-14	16-10	18-11	17-10	1-0
1990	-	14-5	18-9	15-12	17-14	18-9	20-8	1-2
1991	-	13-7	15-12	13-15	15-12	15-14	11-15	2-3
1992	-	14-8	13-14	18-9	15-11	19-10	15-12	2-2
1993	-	7-11	12-16	12-14	12-17	9-21	15-13	1-2
1994	-	7-17	8-19	17-9	15-11	4-7	-	-
1995	-	1-4	16-12	16-12	8-20	17-12	9-16	0-1
1996	-	13-12	11-16	14-15	17-10	11-19	12-12	-
1997	-	13-13	9-21	12-15	8-19	11-16	12-13	-
1998	-	12-14	10-17	15-13	11-16	15-15	11-13	-
1999	-	10-14	17-10	10-16	16-10	19-10	13-14	2-1
2000	-	12-13	15-13	18-7	13-14	11-16	21-7	1-0
2001	-	8-17	18-9	12-15	19-8	22-7	17-4	6-0
2002	-	15-11	10-17	21-7	15-12	24-4	18-8	-
2003	-	17-10	14-13	15-12	16-11	20-9	14-11	-
2004	-	11-12	15-11	17-10	15-12	20-8	12-16	1-2
2005	-	12-12	7-20	19-8	20-6	17-11	11-17	2-0
2006	-	12-12	12-17	18-8	14-13	21-6	15-13	1-0
2007	-	12-13	14-13	15-13	9-18	17-12	9-17	-
2008	1-1	16-11	12-15	16-10	8-17	10-20	12-12	-
2009	-	8-11	11-18	13-15	12-14	14-15	17-10	0-4
2010	-	12-12	16-12	10-17	14-10	13-15	13-15	3-0
2011	-	13-14	14-15	9-17	13-13	11-17	14-12	-
2012	1-1	10-12	11-16	15-13	19-5	18-10	17-11	3-0
2013	-	16-12	16-12	16-11	15-10	14-13	19-8	-
<b>Totals</b>	<b>2-2</b>	<b>534-476</b>	<b>613-638</b>	<b>653-591</b>	<b>644-586</b>	<b>704-593</b>	<b>625-575</b>	<b>44-41</b>

RECORDS

# ATHLETICS FRANCHISE RECORDS

## TEAM GENERAL

### Most Games Won

Season	107 (1931)
Home	60 (1931)
Road	55 (1971)
Consecutive	20 (August 13 to September 4, 2002)
Consecutive, Home	22 (July 15-August 31, 1931)
Consecutive, Road	14 (May 3-30, 1931)
vs. One Team	20 (St. Louis, 1911)
by Shutout	27 (1907, 1909)
by One Run	33 (2004)
Month	26 (July, 1931)

### Most Games Lost

Season	117 (1916)
Home	55 (1956, 1964)
Road	64 (1916)
Consecutive	20 (1916, 1943)
Consecutive, Home	13 (May 27-July 6, 1920)
Consecutive, Road	22 (July 11-August 23, 1943)
vs. One Team	19 (five times. Last: New York, 1957)
by Shutout	24 (1943)
Fewest lost by shutout	2 (1902, 1931 and 1932)
by One Run	40 (1908)
Month	28 (July, 1916)

### Most Games

Season	163 (1964, 1968)
Shutout	41 (1909)
One Run	65 (1908)
Month	40 (August, 1938)

### Highest Winning Percentage

Season	.704 (1931)
Home	.800 (1931)
Road	.688 (1971)
Shutout Games	.857 (1931, 12-2)
One-Run Games	.698 (1928, 30-13)
Month	.857 (August, 2002; 24-4) .857 (April, 1981; 18-3)
Homestand (min. 6 games)	1.000 (August 23-29, 2004; 7-0) 1.000 (September 3-10, 2001; 7-0) 1.000 (May 4-12, 1948; 7-0)
1.000 (10 times, last: September 28-October 3, 2012; 6-0)	
Roadtrip (min. 6 games)	1.000 (May 9-21, 1931; 11-0) 1.000 (August 19-28, 2002; 10-0) 1.000 (April 9-16, 1981; 8-0) 1.000 (April 5-11, 2013; 6-0)

### Lowest Winning Percentage

Season	.235 (1916)
Home	.267 (1915)
Road	.169 (1916)
Shutout Games	.045 (1919, 1-21)
One-Run Games	.256 (1916, 11-32)
Month	.067 (July, 1916; 2-28)
Homestand (min. 6 games)	.000 (August 10-16, 1956; 0-6) .000 (July 5-11, 1937; 0-6) .000 (September 27-October 2, 1920; 0-6)
Road Trip (min. 6 games)	.000 (13 times. Most losses: 0-9, September 22-October 1, 1995)

### Most Players Used

Season	56 (1915)
Pitchers, Season	27 (1915)
Game, Extra Innings	30 (vs. Chi., Sept. 19, 1972; 15 inn.)
Pitchers, Extra Innings	9 (at NY-AL, Sept. 22, 2012; 14 inn.) 9 (at Boston, June 4, 2011; 14 inn.) 9 (vs. Seattle, September 20, 1997; 15 inn.)

### Fewest Players Used

Season	19 (1905)
Pitchers, Season	7 (1905)

### Length of Game

Most Innings	24 (vs. Detroit, July 21, 1945) 24 (at Boston, September 1, 1906)
Longest Time, 9 inn.	4:31 (at New York-AL, Aug. 25, 2011)

### Left On Base

Season, Most	1274 (2004)
Season, Fewest	925 (1957)
Nine Inning Game, Most (since 1915)	17 (at Chicago, September 18, 1982) 17 (at St. Louis, June 12, 1949, 2nd Game) 17 (at Washington, May 4, 1919)
Extra Inning Game, Most (since 1915)	21 (at Texas, July 1, 1979; 15 inn.) 21 (at Detroit, June 17, 1967; 19 inn.)
Extra Inning Game, Fewest	0 (New York, June 22, 1929; 14 inn.)

### Scoring Margin

Victory	22 (vs. Detroit, May 18, 1912; 24-2)
Shutout Victory	16 (five times, last: at Toronto, July 25, 2012)
Defeat	23 (vs. Chicago, April 23, 1955; 6-29) 23 (vs. New York, May 24, 1936; 2-25)
Shutout Defeat	21 (New York, August 13, 1939)
Largest Deficit Overcome to Win	12 (vs. Cle., June 15, 1925)

### Errors

Season, Most	338 (1915)
Season, Fewest	84 (2006)
Consecutive Games, No Errors	12 (June 3-15, 2002)

### Double Plays Turned

Most, Season	217 (1949)
Game	6 (several times. Last: at Chicago, May 17, 1995)

## TEAM BATTING

### Batting Average

Highest	.307 (1925)
Lowest	.223 (1908)

### Slugging Percentage

Highest	.458 (2000)
Lowest	.292 (1908)

### On-Base Percentage

Highest	.372 (1927)
Lowest	.281 (1908)

### Most At Bats

Season	5728 (2004)
Game (since 1915)	84 (vs. Detroit, July 21, 1945; 24 inn.)
Game, Nine Inn. (since 1915)	52 (at Boston, May 1, 1929)

## Most Runs

Season	981 (1932)
Game	24 (vs. Boston, May 1, 1929) 24 (vs. Detroit, May 18, 1912)
Game, loss	16 (at Texas, May 5, 2000; 16-17)
Game, both clubs	36 (Boston, June 29, 1950; 14-22)
Inning	13 (vs. California, July 5, 1996; 1st) 13 (vs. Chicago, April 21, 1956; 2nd) 13 (vs. Cleveland, June 15, 1925; 8th)
Consecutive innings, no runs	48 (Sept. 22-26, 1906)
Two consecutive games	34 (June 18-19, 2000) 34 (June 14-15, 1969)
Three consecutive games	44 (June 17-19, 2000)
Consecutive games, one or more runs	113 (Aug. 23, 1931 to July 8, 1932)

## Most Hits

Season	1659 (1925)
Game, Nine Innings	29 (Boston, May 1, 1929)
Game, Extra Innings	29 (at Texas, July 1, 1979; 15 inn.)

## Most Singles

Season	1206 (1925)
Game (since 1915)	25 (at Texas, July 1, 1979; 15 inn.)

## Most Doubles

Season	336 (2004)
Game (since 1915)	8 (13 times, last: at Min., Sept. 11, 2013)

## Most Triples

Season	108 (1912)
Game	6 (vs. Detroit, May 18, 1912)

## Most Home Runs

Season	243 (1996)
Season, Home	126 (2000)
Season, Road	130 (1996)
Season, Grand Slam	14 (2000)
Season, Pinch Hit	8 (1970)
Season, Inside The Park	13 (1911)
Season, vs. One Team	34 (Detroit, 1957)
Season, Back-To-Back	13 (2000)
Players with 30 or More Home Runs	3 (1996, 1999, 2001)
Players with 20 or More Home Runs	5 (1996, 1999, 2000, 2004)
Players with 10 or More Home Runs	9 (2000)
Month	55 (June, 1996 and August, 1999)
Game	8 (at California, June 27, 1996)
Game, Grand Slam	2 (at Seattle, September 10, 2007) 2 (at Toronto, August 24, 2003)
Inning	4 (vs. Chicago, April 27, 2002 3rd inning: Hatteberg, Long, Pena, Menechino) 4 (vs. Tampa Bay, August 1, 1999 4th inning: Tejada, Chavez, Giambi, Jaha) 4 (vs. Boston, August 21, 1997 3rd inning: Giambi, Young, McDonald, Canseco)
Consecutive	3 (12 times), last: vs. Texas, April 15, 2006 (Chavez, Thomas, Bradley)
Consecutive Games with a Home Run	23 (July 2-27, 1996)
Two consecutive games	12 (June 25-27, 1996)

## Most Total Bases

Season	2546 (1996)
Game	44 (at California, June 27, 1996) 44 (Boston, May 1, 1929)

## Most Extra Base Hits

Season	555 (2001)
Game (since 1915)	11 (7 times, last: at Min., Sept. 11, 2013)

## Most Runs Batted In

Season	923 (1932)
Game (since 1913)	23 (vs. Texas, September 30, 2000) 23 (at Boston, May 1, 1929)

## Most Walks

Season	783 (1949)
Game (since 1915)	16 (vs. Chicago, May 2, 1952) 16 (at St. Louis, June 21, 1948)

## Most Strikeouts

Season	1387 (2012)
Game, Nine Innings	19 (at Seattle, June 24, 1997)
Game, Extra Innings	21 (vs. Tampa Bay, July 30, 2012)

## Most Hit By Pitcher

Season	88 (2001)
Game (since 1915)	5 (at Anaheim, June 7, 2001)

## Most Sacrifice Hits

Season	147 (1906)
Game (since 1915)	7 (at St. Louis, June 23, 1935, G#2)

## Most Sacrifice Flies

Season	77 (1984)
Game	3 (38 times, last: at Tampa Bay, August 6, 2011)

## Most Grounded Into Double Plays

Season	170 (1950 and 2006)
Game	6 (at Cleveland, August 31, 1949; G#1) 5 (16 times, last: at New York, May 12, 2006)

## Most Stolen Bases

Season	341 (1976)
Game (since 1915)	12 (at Minnesota, August 1, 1976)

## TEAM PITCHING

### Earned Run Average

Lowest	1.79 (1910)
Highest	6.08 (1936)

### Complete Games

Most	136 (1904)
Fewest	1 (2012)

### Shutouts

Most	27 (1907, 1909)
Fewest	1 (1919, 1997)
Consecutive	3 (10 times. Last: August 28-31, 1996)

### Saves

Most	64 (1988 and 1990)
Fewest	13 (1980)

### Innings Pitched

Most	1489.1 (1988)
Fewest	1324 (1938)

### Hits

Most, Season	1734 (1997)
Most, Game (since 1915)	33 (at Cle., July 10, 1932; 18 inn.)
Most, Nine Inning Game (since 1915)	29 (vs. Chicago, April 23, 1955)
Fewest, Season	1069 (1909)

## Athletics Franchise Records, continued

### Runs Allowed

Most, Season	1045 (1936)
Most, Game	29 (vs. Chicago, April 23, 1955)
Fewest, Season	408 (1909)

### Earned Runs Allowed

Most	913 (1936)
Fewest	282 (1910)

### Walks Allowed

Most, Season	827 (1915)
Most, Season, Intentional	78 (1968)
Most, Game	18 (Detroit, May 9, 1916)
Most, Game, Intentional	5 (three times, last: at California, August 27, 1966)
Fewest, Season	366 (1904)
Fewest, Season, Intentional	19 (1990)

### Strikeouts

Most, Season	1183 (2013)
Most, Game	26 (vs. California, July 9, 1971; 20 inn.)
Most, Nine Inning Game	18 (at Seattle, April 19, 1986)
Fewest, Season	371 (1924)

### Home Runs Allowed

Most, Season	220 (1964)
Most, Game	8 (vs. New York, June 28, 1939)
Most, Inning	5 (vs. Minnesota, June 9, 1966; 7th inn.)
Most Grand Slams, Season	8 (1993, 1999)
Fewest, Season	8 (1910)
Fewest Grand Slams, Season	0 (17 times. Last: 2003)

### Hit Batters

Most, Season	81 (1911)
Most, Game (since 1915)	5 (at Detroit, August 11, 1965)
Fewest, Season	9 (1931)

### Wild Pitches

Most, Season	72 (1979)
Most, Game 4 (several times. Last: vs. Ana., Sept. 24, 1998)	
Fewest, Season	13 (1946)

### Balks

Most, Season	76 (1988)
Most, Game	5 (at Seattle, April 13, 1988)
Fewest, Season	0 (1928)

## INDIVIDUAL BATTING

### Highest Batting Average

Career	.356 (Al Simmons, 1924-32, 40-41, 44)
Season, Right Hander	.426 (Nap Lajoie, 1901)
Season, Left Hander	.365 (Eddie Collins, 1911)
Season, Switch Hitter	.303 (Dave Philley, 1953)
Season, Pinch Hitter (min. 30 ab)	.452 (Elmer Valo, 1955)
Season, Designated Hitter	.328 (Erubiel Durazo, 2004)
Season, Rookie	.334 (Socks Seybold, 1901)

### Highest Slugging Percentage

Career	.640 (Jimmie Foxx, 1925-35)
Season, Right Hander	.749 (Jimmie Foxx, 1932)
Season, Left Hander	.660 (Jason Giambi, 2001)
Season, Switch Hitter	.493 (Nick Swisher, 2006)
Season, Rookie	.618 (Mark McGwire, 1997)

### Highest On-Base Percentage

Career	.440 (Jimmie Foxx, 1925-35)
Season, Left Hander	.477 (Jason Giambi, 2001)
Season, Right Hander	.469 (Jimmie Foxx, 1932)
Season, Switch Hitter	.381 (Nick Swisher, 2007)
Season, Rookie	.414 (Ferris Fain, 1947)

### Most Games Played

Career	1795 (Bert Campaneris, 1964-76)
Season	162 (11 times, last: Miguel Tejada, 2003)
Season, Rookie	160 (Phil Garner, 1975)
Consecutive	594 (Miguel Tejada, June 2, 2000-Sept. 28, 2003)

### Most At Bats

Career	7180 (Bert Campaneris, 1964-76)
Season	670 (Al Simmons, 1932)
Season, Rookie	611 (Dick Howser, 1961)
Game	11 (Irv Hall vs. Detroit, July 21, 1945)

### Most Runs

Career	1270 (Rickey Henderson, 1979-84, 89-95, 98)
Season	152 (Al Simmons, 1930)
Season, Rookie	108 (Dick Howser, 1961)
Game	5 (several times. Last: Luis Polonia at Kansas City, September 9, 1988)

### Most Hits

Career	1882 (Bert Campaneris, 1964-76)
Season, Right Hander	253 (Al Simmons, 1925)
Season, Left Hander	214 (Doc Cramer, 1935)
Season, Switch Hitter	188 (Dave Philley, 1953)
Season, Rookie	183 (Al Simmons, 1924)
Game	6 (Joe DeMaestri at Detroit, July 8, 1955; 11 inn.) 6 (Roger Cramer vs. Detroit, July 13, 1935) 6 (Bob Johnson vs. Chi., June 16, 1934; 2nd game, 11 inn.) 6 (Jimmie Foxx at Cleveland, July 10, 1932; 18 inn.) 6 (Roger Cramer at Chicago, June 20, 1932) 6 (Jimmie Foxx vs. Wash., May 30, 1930; 1st game, 13 inn.) 6 (Danny Murphy at Boston, July 8, 1902)
Consecutive	8 (several times. Last: Dave Magadan, August 26-30, 1997)
Hitting Streak	29 (Billy Lamar, May 30-June 29, 1925)
Consecutive Games Reaching Base (since 1919)	62 (Mark McGwire, September 16, 1995-June 18, 1996)

### Most Singles

Career	1472 (Bert Campaneris, 1964-76)
Season	174 (Al Simmons, 1925)
Season, Rookie	135 (Al Simmons, 1924)
Game	6 (Joe DeMaestri at Detroit, July 8, 1955; 11 inn.) 6 (Roger Cramer at Chicago, June 20, 1932)

### Most Doubles

Career	365 (Jimmy Dykes, 1918-32)
Season	53 (Al Simmons, 1926)
Season, Rookie	44 (Bob Johnson, 1933)
Game	4 (Frankie Hayes at Cleveland, July 25, 1936)

### Most Triples

Career	102 (Danny Murphy, 1902-13)
Season	21 (Frank Baker, 1912)
Season, Rookie	19 (Frank Baker, 1909)
Game	3 (Bert Campaneris vs. Cle., Aug. 29, 1967; 10 inn.)

## Most Home Runs

Career	363 (Mark McGwire, 1986-97)
Career, Pinch Hit	5 (Mark McGwire, 1986-97)
	5 (Terry Steinbach, 1986-96)
	5 (Mike Aldrete, 1993-95)
	5 (Jeff Burroughs, 1982-84)
	5 (Gus Zernial, 1951-57)
Career, Designated Hitter	98 (Dave Kingman, 1984-86)
Career, Grand Slams	9 (Mark McGwire, 1986-97)
	9 (Gus Zernial, 1951-57)
	9 (Sam Chapman, 1938-41, 45-51)
	9 (Jimmie Foxx, 1925-35)
Career, Inside The Park	18 (Danny Murphy, 1902-13)
Career, Leadoff	43 (Rickey Henderson, 1979-84, 89-95, 98)
Season, Right Hander	58 (Jimmie Foxx, 1932)
Season, Left Hander	47 (Reggie Jackson, 1969)
Season, Switch Hitter	35 (Nick Swisher, 2006)
Season, Pinch Hitter	4 (Jeff Burroughs, 1982)
Season, Designated Hitter	39 (Frank Thomas, 2006)
Season, Grand Slams	4 (Jason Giambi, 2000)
Season, Inside The Park	4 (Danny Murphy, 1904)
Season, Leadoff	7 (Rickey Henderson, 1993)
Season, Rookie	49 (Mark McGwire, 1987)
Season, Home	31 (Jimmie Foxx, 1933)
	31 (Jimmie Foxx, 1932)
Season, Road	28 (Mark McGwire, 1996)
	28 (Jose Canseco, 1991)
	28 (Mark McGwire, 1987)
Month	15 (Bob Johnson, June, 1934)
	15 (Mark McGwire, May, 1987)
Game	3 (26 times. Last: <b>Josh Reddick at Toronto, August 9, 2013</b> )
Game, Both Sides of Plate	nine times. Last: <b>Coco Crisp (at New York-AL, August 24, 2011)</b>
Two Consec. Games	5 ( <b>Josh Reddick, Aug. 9-10, 2013</b> )
	5 (Mark McGwire, June 10-11, 1995)
	5 (Mark McGwire, June 27-28, 1987)
Inning	2 (Mark McGwire at Seattle, Sept. 22, 1996; 5th inn.)
Consecutive Games With Home Run	6 (Frank Thomas, September 5-11, 2006)
Consecutive At Bats With Home Run	4
	(Jimmie Foxx vs. Washington and N.Y., June 7-8, 1933)
	(Mike Epstein vs. Washington, June 15-16, 1971)
Home Run, First Major League At Bat	five times:
	(Terry Steinbach, September 12, 1986 at Cleveland)
	(Joe Keough, August 7, 1968 at New York, G#2)
	(Bert Campaneris, July 23, 1964 vs. Minnesota)
	(Gene Hasson, September 9, 1937 vs. Washington, G#1)
	(Ace Parker, April 30, 1937 vs. Boston)

## Most Runs Batted In

Career	1178 (Al Simmons, 1924-32, 40-41, 44)
Season, Right Hander	169 (Jimmie Foxx, 1932)
Season, Left Hander	137 (Jason Giambi, 2000)
Season, Switch Hitter	101 (Ruben Sierra, 1993)
Season, Designated Hitter	114 (Frank Thomas, 2006)
Season, Rookie	118 (Mark McGwire, 1987)
Game	10 (Reggie Jackson at Boston, June 14, 1969)
Inning	6 (Matt Stairs vs. California, July 5, 1996; 1st inn.)
	6 (Joe Astroth at Washington, Sept. 23, 1950; 6th inn.)
	6 (Bob Johnson at Chicago, Aug. 29, 1937; 1st inn.)
Consecutive Games With RBI	11 (Al Simmons, 1931)

## Most Total Bases

Career	2998 (Al Simmons, 1924-32, 40-41, 44)
Season	438 (Jimmie Foxx, 1932)
Season, Rookie	344 (Mark McGwire, 1987)
Game	16 (Jimmie Foxx at Cleveland, July 10, 1932; 18 inn.)

## Most Extra Base Hits

Career	655 (Al Simmons, 1924-32, 40-41, 44)
Season	100 (Jimmie Foxx, 1932)
Season, Rookie	81 (Mark McGwire, 1987)
Game	4 (several times. Last: Matt Holliday vs. Minnesota, July 20, 2009)

## Most Walks

Career	1227 (Rickey Henderson, 1979-84, 89-95, 98)
Career, Intentional	84 (Reggie Jackson, 1967-75, 87)
Season	149 (Eddie Joost, 1949)
Season, Rookie	95 (Ferris Fain, 1947)
Season, Intentional	24 (Jason Giambi, 2001)
Game	5 (several times. Last: Mark McGwire vs. Kansas City, April 26, 1997)
Consecutive	7 (Jose Canseco, August 4-5, 1992)

## Most Strikeouts

Career	1226 (Reggie Jackson, 1967-75, 87)
Season	197 (Jack Cust, 2008)
Season, Rookie	175 (Jose Canseco, 1986)
Game	5 (several times. Last: Nick Swisher at San Diego, June 29, 2006)
Consecutive Games	8 (Seth Smith, May 1-3, 2013)
	8 (Jose Canseco, July 14-16, 1997)
	8 (Rick Monday, April 28-29, 1970)

## Most Hit By Pitch

Career	87 (Jimmy Dykes, 1918-32)
Season	20 (Jason Kendall, 2005)
	20 (Don Baylor, 1976)
Season, Rookie	15 (Olmedo Saenz, 1999)
Game (since 1916)	2 (47 times, last: <b>Yoenis Céspedes vs. Los Angeles-AL, May 1, 2013</b> )

## ATHLETICS WHO HAVE HIT FOR THE CYCLE

Harry Davis at Boston, July 10, 1901  
Nap Lajoie at Cleveland, July 30, 1901  
Danny Murphy vs. St. Louis, August 25, 1910  
Frank Baker at New York, July 3, 1911 (second game)  
Mickey Cochrane at Washington, July 22, 1932  
Mickey Cochrane at New York, August 2, 1933  
Pinky Higgins at Washington, August 6, 1933  
Jimmie Foxx at Cleveland, August 14, 1933  
Doc Cramer at New York, June 10, 1934

Sam Chapman at St. Louis, May 5, 1939  
Elmer Valo at Chicago, August 2, 1950  
Tony Phillips at Baltimore, May 16, 1986  
Mike Blowers at Chicago, May 18, 1998  
Eric Chavez vs. Baltimore, June 21, 2000  
Miguel Tejada at Seattle, September 29, 2001  
Eric Byrnes at San Francisco, June 29, 2003  
Mark Ellis vs. Boston, June 4, 2007

## Athletics Franchise Records, continued

### Most Sacrifice Hits

Career	188	(Jimmy Dykes, 1918-32)
Season	34	(Simon Nicholls, 1907)
Season, Rookie	34	(Simon Nicholls, 1907)
Game (since 1918)	3	(four times, last: Ned Garver at Detroit, September 23, 1960)

### Most Sacrifice Flies

Career	59	(Mark McGwire, 1986-97)
Season	14	(Dave Kingman, 1984)
Season, Rookie	12	(Leo Posada, 1961)
Game	2	(31 times, Last: <b>Coco Crisp at Los Angeles-AL, September 25, 2011</b> )

### Most Grounded Into Double Plays

Career	158	(Pete Suder, 1941-55)
Season	32	(Ben Grieve, 2000)
Season, Rookie	28	(George Kell, 1944)
Game	3	(Harry Simpson vs. Washington, June 12, 1957, 2nd Game) 3 (Benny McCoy vs. Washington, May 25, 1941)

### Most Stolen Bases

Career	867	(Rickey Henderson, 1979-84, 89-95, 98)
Season	130	(Rickey Henderson, 1982)
Season, Rookie	42	(Mitchell Page, 1977)
Game	6	(Eddie Collins at St. Louis, September 22, 1912; 1st game) 6 (Eddie Collins at Detroit, September 11, 1912)
Consecutive	36	( <b>Coco Crisp, July 16, 2011-June 19, 2012</b> )

### Most Caught Stealing

Career	219	(Rickey Henderson, 1979-84, 89-95, 98)
Season	42	(Rickey Henderson, 1982)
Season, Rookie	21	(Mike Edwards, 1978)
Game	3	(Rickey Henderson at California, July 27, 1982) 3 (Joe Hauser vs. St. Louis, August 18, 1922)

## INDIVIDUAL PITCHING

### Most Games Won

Career	284	(Eddie Plank, 1901-14)
Season, Right Hander	31	(Jack Coombs, 1910)
Season, Left Hander	31	(Lefty Grove, 1931)
Season, Rookie	20	(Alex Kellner, 1949) 20 (Scott Perry, 1918)
Consecutive	16	(Lefty Grove, 1931)

### Most Games Lost

Career	162	(Eddie Plank, 1901-14)
Season, Right Hander	25	(Scott Perry, 1920)
Season, Left Hander	20	(Alex Kellner, 1950)
Season, Rookie	23	(Elmer Myers, 1916)
Consecutive	19	(Jack Nabors, 1916)

### Most Saves

Career	320	(Dennis Eckersley, 1987-95)
Season, Right Hander	51	(Dennis Eckersley, 1992)
Season, Left Hander	17	(Alan Embree, 2007)
Season, Rookie	26	(Andrew Bailey, 2009)
Consecutive Saves	44	(Grant Balfour, May 5, 2012-July 22, 2013)

### Lowest Earned Run Average

Career	1.97	(Rube Waddell, 1902-07)
Season	1.30	(Jack Coombs, 1910)
Season, Rookie	1.39	(Harry Krause, 1909)

### Most Games

Career	525	(Dennis Eckersley, 1987-95)
Season	84	(Billy Koch, 2002)
Season, Rookie	71	( <b>Ryan Cook, 2012</b> ) 71 (Aaron Small, 1997)

### Most Games Started

Career	459	(Eddie Plank, 1901-14)
Season	46	(Rube Waddell, 1904)
Season, Rookie	36	(Scott Perry, 1918)

### Most Complete Games

Career	362	(Eddie Plank, 1901-14)
Season	39	(Rube Waddell, 1904)
Season, Rookie	31	(Elmer Myers, 1916)
Consecutive (since 1916)	22	(Rick Langford, May 23-September 12, 1980)
Consecutive Won (since 1916)	11	(Bobby Shantz, April 30-June 19, 1952)

### Most Shutouts

Career	59	(Eddie Plank, 1901-14)
Season	13	(Jack Coombs, 1910)
Season, Rookie	7	(Harry Krause, 1909)
Consecutive Scoreless IP	53.0	(Jack Coombs, 1910)

### Most Innings Pitched

Career	3860.2	(Eddie Plank, 1901-14)
Season	383	(Rube Waddell, 1904)
Season, Rookie	332.1	(Scott Perry, 1918)
Game	24	(Jack Coombs at Boston, September 1, 1906)

### Hits

Career, Most	3438	(Eddie Plank, 1901-14)
Season, Most	360	(Jack Coombs, 1911)
Season, Rookie	295	(Scott Perry, 1918)
Game, Most	26	(Hod Lisenbee at Chicago, Sept. 11, 1936)
Game, Most, Extra Inn.	29	(Eddie Rommel at Cleveland, July 10, 1932)
Game, Fewest	0	(14 times, 12 complete)

### Most Runs

Career	1374	(Eddie Plank, 1901-14)
Season	169	(Elmer Myers, 1916)
Season, Rookie	169	(Elmer Myers, 1916)
Game (since 1916)	17	(Hod Lisenbee at Chi., Sept. 11, 1936)

### Most Earned Runs

Career	1025	(Eddie Plank, 1901-14)
Season	146	(George Earnshaw, 1930)
Season, Rookie	130	(Buck Ross, 1936)
Game (since 1916)	15	(Win Noyes vs. Bos., Sept. 15, 1919)

### Most Walks

Career	913	(Eddie Plank, 1901-14)
Season	168	(Elmer Myers, 1916)
Season, Rookie	168	(Elmer Myers, 1916)
Game	16	(Bruno Haas vs. New York, June 23, 1915)

### Most Strikeouts

Career	1985 (Eddie Plank, 1901-14)
Season	349 (Rube Waddell, 1904)
Season, Rookie	182 (Elmer Myers, 1916)
Game, Nine Innings	16 (Jose Rijo at Seattle, April 19, 1986)
Game, Extra Innings	18 (Jack Coombs at Chicago, August 4, 1910; 16 inn.)
	18 (Jack Coombs at Boston, September 1, 1906; 24 inn.)
Inning	4 (Ryan Cook, April 27, 2012 at Baltimore; 8th inn.)
	4 (Erik Hiljus, June 30, 2001 at Texas; 7th inn.)
	4 (Blake Stein, July 27, 1998 at Tampa Bay; 4th inn.)

### Most Home Runs

Career	261 (Jim Hunter, 1965-74)
Season	40 (Orlando Peña, 1964)
Season, Rookie	27 (Dan Pfister, 1962)
	27 (Trevor Cahill, 2009)
Game	6 (George Caster vs. Boston, September 24, 1940)

### Most Hit Batters

Career	185 (Eddie Plank, 1901-14)
Season	32 (Chick Fraser, 1901)
Season, Rookie	25 (Chief Bender, 1903)
Game (since 1918)	3 (20 times, last: Barry Zito vs. Los Angeles (AL), April 15, 2005)

### Most Wild Pitches

Career	87 (John Odum, 1964-75)
Season	22 (Mike Moore, 1992)
Season, Rookie	16 (Stu Flythe, 1936)
Game (since 1918)	4 (Stan Bahnsen vs. Cal., July 5, 1975)
	4 (George Turbeville at Chicago, June 7, 1937)

## OAKLAND ATHLETICS RECORDS

### TEAM GENERAL

#### Most Games Won

Season	104 (1988)
Home	57 (2003)
Road	55 (1971)
Consecutive	20 (August 13 to September 4, 2002)
Consecutive, Home	20 (August 25, 2001 to April 3, 2002)
Consecutive, Road	12 (August 24 to September 12, 2012)
	12 (July 31 to August 15, 1971)
vs. One Team	17 (Seattle, 2006)
by Shutout	23 (1972)
by One Run	33 (2004)
in Extra Innings	14 (1988)
Month	24 (August, 2002)
Homestand	11 (June 1-13, 2004)
Roadtrip	11 (May 29-June 11, 1972)

#### Most Games Lost

Season	108 (1979)
Home	50 (1979)
Road	58 (1979)
Consecutive	14 (July 29-August 12, 1977)
Consecutive, Home	12 (July 29-August 21, 1977)
Consecutive, Road	15 (May 24-June 23, 1986)
vs. One Team	14 (Seattle, 2009)
	14 (Seattle, 2007)
	14 (Minnesota, 1973)
by Shutout	19 (1978)
Fewest lost by shutout	3 (2001, 2004)
by One Run	32 (1976)
in Extra Innings	14 (1976)
Month	24 (June, 1979)
Homestand	10 (July 26-August 7, 1977)
Roadtrip	11 (July 15-29, 1993)
	11 (June 12-25, 1978)

#### Most Games

Season	163 (1968)
Shutout	31 (1972)
One Run	59 (1976)
Extra Innings	22 (1969 and 1976)
Month	33 (August, 1968)

#### Highest Winning Percentage

Season	.642 (1988)
Home	.704 (2003)
Road	.688 (1971)
Shutout Games	.800 (1989, 20-5)
One-Run Games	.696 (2002, 32-14)
Extra Inning Games	.889 (1975, 8-1)
Month	.857 (August, 2002; 24-4)
	.857 (April, 1981; 18-3)
Homestand (min. 6 games)	1.000 (August 23-29, 2004; 7-0)
	1.000 (Sept. 3-10, 2001; 7-0)
	1.000 (September 10-16, 1992; 7-0)
	1.000 (six times, last: September 28-October 3, 2012; 6-0)
Roadtrip (min. 6 games)	1.000 (August 19-28, 2002; 10-0)
	1.000 (April 9-16, 1981; 8-0)
	1.000 (April 5-11, 2013; 6-0)

#### Lowest Winning Percentage

Season	.333 (1979)
Home	.383 (1979)
Road	.284 (1979)
Shutout Games	.100 (1997, 1-9)
One-Run Games	.381 (1980, 16-26)
Extra Inning Games	.231 (2009, 3-10)
Month	.172 (June, 1979; 5-24)
Homestand (min. 6 games)	.100 (July 6-15, 1979; 1-9)
Roadtrip (min. 6 games)	.000 (nine times. Most losses: 0-9, September 22-October 1, 1995)

#### Most Players Used

Season	54 (2007)
Pitchers, Season	26 (1997, 2009 and 2011)
Game, Nine Innings	22 (five times. Last: at Seattle, September 28, 2003)
Game, Extra Innings	30 (vs. Chi., Sept. 19, 1972; 15 inn.)
Pitchers, Game, Nine Innings	8 (at Baltimore, July 7, 1994)
Pitchers, Extra Innings	9 (at New York-AL, September 22, 2012; 14 inn.)
	9 (at Boston, June 4, 2011; 14 inn.)
	9 (vs. Seattle, Sept. 20, 1997; 15 inn.)

#### Fewest Players Used

Season	33 (1979)
Pitchers, Season	11 (1974)



## Oakland Athletics Records, continued

### Length of Game

Most Innings	. . . . .21 (at Washington, June 4, 1971)
Longest Time, Nine Innings	. . . . .4:31 (at New York-AL, August 25, 2011)
Longest Time, Extra Innings	. . . . .6:32 (vs. Los Angeles-AL April 29, 2013; 19 inn.)
Shortest Game	. . . . .1:35 (vs. Kansas City, Sept. 28, 1971)

### Left On Base

Season, Most	. . . . .1274 (2004)
Season, Fewest	. . . . .1030 (1979)
Nine Inning Game, Most	. . . . .17 (at Chicago, Sept. 18, 1982)
Extra Inning Game, Most	. . . . .21 (at Texas, July 1, 1979; 15 inn.)

### Scoring Margin

Victory	. . . . .21 (vs. Texas, September 30, 2000; 23-2)
Shutout Victory	. . . . .16 (at Toronto, July 25, 2012) 16 (vs. San Francisco, June 26, 2005)
Defeat	. . . . .16 (five times. Last: vs. San Francisco, June 4, 2000; 2-18)
Shutout Defeat	. . . . .16 (at Kansas City, June 25, 1984)
Largest Deficit Overcome to Win	. . . . .10 (vs. Minnesota, July 20, 2009)
Largest Lead Surrendered to Lose	. . . . .8 (at Texas, May 5, 2000)

### Errors

Season, Most	. . . . .190 (1977)
Season, Fewest	. . . . .84 (2006)
Game, Most	. . . . .7 (vs. Cleveland, June 7, 1987) 7 (at Chicago, September 20, 1977) 7 (vs. Kansas City, July 24, 1976)
Consecutive Games, No Errors	. . . . .12 (June 3-15, 2002)

### Double Plays Turned

Most, Season	. . . . .195 (1996)
Game	. . . . .6 (at Chicago, May 17, 1995) 6 (at Kansas City, September 13, 1970)

## TEAM BATTING

### Batting Average

Highest	. . . . .270 (2000, 2004)
Lowest	. . . . .236 (1982)

### Slugging Percentage

Highest	. . . . .458 (2000)
Lowest	. . . . .343 (1968)

### On-Base Percentage

Highest	. . . . .360 (2000)
Lowest	. . . . .302 (1979)

### Most At Bats

Season	. . . . .5728 (2004)
Game	. . . . .76 (at Washington, June 4, 1971; 21 innings)
Game, Nine Innings	. . . . .51 (at Boston, June 14, 1969)

### Most Runs

Season	. . . . .947 (2000)
Game	. . . . .23 (vs. Texas, September 30, 2000)
Game, loss	. . . . .16 (at Texas, May 5, 2000; 16-17)
Game, both clubs	. . . . .33 (at Texas, May 5, 2000; 16-17)
Inning	. . . . .13 (vs. California, July 5, 1996; 1st)
Consecutive innings, no runs	. . . . .31.0 (May 5-10, 1978)
Two consecutive games	. . . . .34 (June 18-19, 2000) 34 (June 14-15, 1969)

Three consecutive games	. . . . .44 (June 17-19, 2000)
Consecutive games, one or more runs	. . . . .104 (June 18, 2001 to April 10, 2002)

### Most Hits

Season	. . . . .1545 (2004)
Game, Nine Innings	. . . . .25 (at Boston, June 14, 1969)
Game, Extra Innings	. . . . .29 (at Texas, July 1, 1979; 15 inn.)
Inning	. . . . .10 (at Minnesota, September 11, 2013; 4th inn.) 10 (at Kansas City, May 3, 2000; 7th inn.)

### Most Singles

Season	. . . . .1061 (1983)
Game	. . . . .25 (at Texas, July 1, 1979; 15 inn.)

### Most Doubles

Season	. . . . .336 (2004)
Game	. . . . .8 (six times, last: at Minnesota, September 11, 2013)

### Most Triples

Season	. . . . .40 (1968)
Game	. . . . .3 (seven times, last: vs. Houston, April 16, 2013)

### Most Home Runs

Season	. . . . .243 (1996)
Season, Home	. . . . .126 (2000)
Season, Road	. . . . .130 (1996)
Season, Grand Slam	. . . . .14 (2000)
Season, Inside The Park	. . . . .2 (1968, 1970, 1979, 1986, 2000)
Season, vs. one team	. . . . .33 (Texas, 2003)
Season, Back-To-Back	. . . . .13 (2000)
Players with 30 or more home runs	. . . . .3 (1996, 1999, 2001)
Players with 20 or more home runs	. . . . .5 (1996, 1999, 2000, 2004)
Players with 10 or more home runs	. . . . .9 (2000)
Month	. . . . .55 (June, 1996 and August, 1999)
Game	. . . . .8 (at California, June 27, 1996)
Game, Grand Slam	. . . . .2 (at Toronto, August 24, 2003) 2 (at Seattle, September 10, 2007)
Inning	. . . . .4 (vs. Chicago, April 27, 2002) 3rd inning: Hatteberg, Long, Pena, Menechino 4 (vs. Tampa Bay, August 1, 1999) 4th inning: Tejada, Chavez, Giambi, Jaha 4 (vs. Boston, August 21, 1997) 3rd inning: Giambi, Young, McDonald, Canseco)
Consecutive	. . . . .3 (eight times, last: vs. Texas, April 15, 2006 (Chavez, Thomas, Bradley))
Consecutive games with a home run	. . . . .23 (July 2-27, 1996)
Two consecutive games	. . . . .12 (June 25-27, 1996)
Three consecutive games	. . . . .15 (June 25-28, 1996)
Four consecutive games	. . . . .18 (June 25-29, 1996)

### Most Total Bases

Season	. . . . .2546 (1996)
Game	. . . . .44 (at California, June 27, 1996)
Inning	. . . . .21 (at Kansas City, May 3, 2000; 7th inn.)

### Most Extra Base Hits

Season	. . . . .555 (2001)
Game	. . . . .11 (at Minnesota, September 11, 2013) 11 (at Arizona, June 17, 2008) 11 (at Chicago, April 26, 2001) 11 (at California, June 27, 1996)

### Most Runs Batted In

Season	. . . . .908 (2000)
Game	. . . . .23 (vs. Texas, September 30, 2000)

## Most Walks

Season	770 (1999)
Game	15 (at Baltimore, September 19, 2000)

## Most Strikeouts

Season	1387 (2012)
Game, Nine Innings	19 (at Seattle, June 24, 1997)
Game, Extra Innings	21 (vs. Tampa Bay, July 30, 2012)

## Most Hit By Pitch

Season	.88 (2001)
Game	5 (at Anaheim, June 7, 2001)

## Most Sacrifice Hits

Season	108 (1978)
Game	4 (nine times. Last: vs. Cleveland, June 22, 1985)

## Most Sacrifice Flies

Season	.77 (1984)
Game	3 (32 times. Last: at Tampa Bay, August 6, 2011)

## Most Grounded Into Double Plays

Season	.170 (2006)
Game	.5 (eight times. Last: at New York, May 12, 2006)

## Most Stolen Bases

Season	.341 (1976)
Season, vs. one team	.57 (Minnesota, 1976)
Game	.12 (at Minnesota, August 1, 1976)
Game, Steals of Home	.2 (vs. Kansas City, May 28, 1980)
	.2 (vs. Detroit, May 3, 1980)
Inning	.5 (at Boston, July 17, 1983)

## TEAM PINCH HITTING

Highest Average, Season	.345 (1997)
At Bats, Season	.213 (1969)
Hits, Season	.57 (1997)
Home Runs, Season	.8 (1970)
Runs Batted In, Season	.31 (1997)
Pinch Hitters Used, Game	.10 (vs. Chicago, Sept. 19, 1972; 15 inn.)

## TEAM PITCHING

### Earned Run Average

Lowest	2.58 (1972)
Highest	5.48 (1997)

### Complete Games

Most	.94 (1980)
Fewest	.1 (2012)
Consecutive	.9 (August 9-17, 1980)

### Shutouts

Most	.23 (1972)
Fewest	.1 (1997)
Consecutive	.3 (August 28-31, 1996)
	.3 (August 14-16, 1983)
	.3 (July 31-August 2, 1972)
	.3 (June 11-13, 1968)
Consecutive Shutout Innings	.37 (August 13-17, 1983)

### Saves

Most	.64 (1988 and 1990)
Fewest	.13 (1980)

## Innings Pitched

Most	1489.1 (1988)
Fewest	1429.1 (1979)

## Hits

Most, Season	1734 (1997)
Most, Game	.23 (vs. Minnesota, July 8, 1978; 11 innings)
Most, Game, Nine Innings	.22 (vs. Texas, Sept. 26, 2010)
	.22 (vs. New York, August 26, 1997)
Most, Inning	.10 (at New York, July 18, 1993; 7th inn.)
Fewest, Season	.1170 (1972)

## Runs Allowed

Most, Season	.946 (1997)
Most, Game	.22 (at New York-AL, August 25, 2011)
Most, Inning	.12 (vs. Texas, July 3, 1983; 15th inn.)
Fewest, Season	.457 (1972)

## Earned Runs Allowed

Most	.880 (1997)
Fewest	.406 (1972)

## Walks

Most, Season	.680 (1993)
Most, Season, Intentional	.78 (1968)
Most, Game	.14 (vs. Detroit, August 27, 1993)
Most, Game, Intentional	.4 (11 times, last: vs. New York (AL), June 13, 2013)
Fewest, Season	.415 (1976)
Fewest, Season, Intentional	.19 (1990)

## Strikeouts

Most, Season	1183 (2013)
Most, Nine Inning Game	.18 (at Seattle, April 19, 1986)
Most, Extra Inning Game	.26 (vs. Cal., July 9, 1971; 20 inn.)
Fewest, Season	.695 (1984)

## Doubles

Most, Season	.346 (1997)
Most, Game	.7 (11 times. Last: at Boston, June 4, 2011)

## Triples

Most, Season	.48 (1983)
Most, Game	.4 (at Toronto, September 11, 1983)

## Home Runs

Most, Season	.205 (1996)
Most, Game	.7 (at Seattle, April 11, 1985)
Most, Inning	.4 (at Seattle, September 21, 1996)
	.4 (at Minnesota, May 16, 1983)
Most Grand Slams, Season	.8 (1993 and 1999)
Fewest, Season	.90 (1974)
Fewest Grand Slams, Season	.0 (1974 and 2003)
Consecutive Innings, No HR	.136.2 (June 19-July 4, 1974)

## Hit Batters

Most, Season	.68 (2004)
Most, Game	.4 (vs. Texas, April 20, 2003)
Fewest, Season	.19 (1972)

## Wild Pitches

Most, Season	.72 (1979)
Most, Game	.4 (four times, last: vs. Anaheim, Sept. 24, 1998)
Fewest, Season	.28 (1974)

## Balks

Most, Season	.76 (1988)
Most, Game	.5 (at Seattle, April 13, 1988)
Fewest, Season	.1 (1974, 2000, 2013)

## Oakland Athletics Records, continued

### INDIVIDUAL BATTING

#### Highest Batting Average

Career	.300 (Jason Giambi, 1995-2001, 09)
Season, Left Hander	.342 (Jason Giambi, 2001)
Season, Right Hander	.336 (Carney Lansford, 1989)
Season, Switch Hitter	<b>.290 (Jed Lowrie, 2013)</b>
	.290 (Brent Gates, 1993)
Season, Pinch Hitter	.636 (Mike Macfarlane, 1998)
Season, Designated Hitter	.328 (Erubiel Durazo, 2004)
Season, Rookie	.307 (Mitchell Page, 1977)

#### Highest Slugging Percentage

Career	.551 (Mark McGwire, 1986-97)
Season, Right Hander	.730 (Mark McGwire, 1996)
Season, Left Hander	.660 (Jason Giambi, 2001)
Season, Switch Hitter	.493 (Nick Swisher, 2006)
Season, Rookie	.618 (Mark McGwire, 1987)

#### Highest On-Base Percentage

Career	.409 (Rickey Henderson, 1979-84, 89-95, 98)
Season, Left Hander	.477 (Jason Giambi, 2001)
Season, Right Hander	.467 (Mark McGwire, 1996)
Season, Switch Hitter	.381 (Nick Swisher, 2007)
Season, Rookie	.405 (Mitchell Page, 1977)

#### Most Games Played

Career	1704 (Rickey Henderson, 1979-84, 89-95, 98)
Season	162 (10 times, last: Miguel Tejada, 2003)
Season, Rookie	160 (Phil Garner, 1975)
Consecutive	594 (Miguel Tejada, June 2, 2000 to September 28, 2003)

#### Most At Bats

Career	6140 (Rickey Henderson, 1979-84, 89-95, 98)
Season	662 (Miguel Tejada, 2002)
Season, Rookie	600 (Jose Canseco, 1986)
Game	<b>9 (11 times, last: Jed Lowrie vs. Los Angeles-AL, April 29, 2013)</b>

#### Most Runs

Career	1270 (Rickey Henderson, 1979-84, 89-95, 98)
Season	123 (Reggie Jackson, 1969)
Season, Rookie	104 (Terrence Long, 2000)
Game	5 (Luis Polonia at Kansas City, September 9, 1988)
	5 (Mark McGwire at Cleveland, June 27, 1987)
	5 (Mike Edwards vs. Texas, September 8, 1978)

#### Most Hits

Career	1768 (Rickey Henderson, 1979-84, 89-95, 98)
Season, Right Hander	204 (Miguel Tejada, 2002)
Season, Left Hander	190 (Mark Kotsay, 2004)
Season, Switch Hitter	<b>175 (Jed Lowrie, 2013)</b>
Season, Pinch Hitter	13 (Dave Magadan, 1997)
	13 (Tommy Davis, 1971)
	13 (Bob Johnson, 1969)
Season, Rookie	168 (Terrence Long, 2000)
	168 (Ben Grieve, 1998)
Game	5 (30 times. Last: Hideki Matsui at New York-AL, July 24, 2011)
Consecutive	8 (Dave Magadan, August 26-30, 1997)
	8 (Brent Gates, May 23-24, 1994)
Hitting Streak	25 (Jason Giambi, May 12-June 23, 1997)
Consecutive Games Reaching Base	62 (Mark McGwire, Sept. 16, 1995-June 18, 1996)
Consecutive At Bats, No Hits	40 (Jose Canseco, August 8-23, 1986)

#### Multiple Hit Games

Career	474 (Rickey Henderson, 1979-84, 89-95, 98)
Season	.57 (Mark Kotsay, 2004)
	57 (Miguel Tejada, 2002)
Season, Rookie	49 (Terrence Long, 2000)
	49 (Brent Gates, 1993)
Season, Five-Hit Games	2 (Adam Kennedy, 2009)
	2 (Sal Bando, 1969)
Season, Four-Hit Games	5 (Carney Lansford, 1988)
	5 (Claudell Washington, 1975)
Season, Three-Hit Games	19 (Mark Kotsay, 2004)
	19 (Jason Giambi, 1999)
	19 (Carney Lansford, 1989)

#### Most Singles

Career	1271 (Rickey Henderson, 1979-84, 89-95, 98)
Season	153 (Carney Lansford, 1989)
Season, Rookie	117 (Brent Gates, 1993)
Game	5 (Stan Javier vs. Cleveland, July 18, 1988)
	5 (Sal Bando at Washington, September 30, 1969)

### OAKLAND A'S FIVE-HIT GAMES

Bert Campaneris at Washington, August 9, 1968  
Reggie Jackson at Boston, June 14, 1969  
Sal Bando at Seattle, July 17, 1969  
Tito Francona at Chicago, September 12, 1969  
Sal Bando at Seattle, September 30, 1969  
Joe Rudi vs. Minnesota, September 22, 1970  
Dave Duncan vs. Boston, July 12, 1972  
Claudell Washington at Detroit, August 30, 1974  
Bert Campaneris at Boston, August 22, 1976  
Jim Essian at Texas, July 1, 1979  
Tony Phillips at Baltimore, May 16, 1986  
Stan Javier vs. Cleveland, July 18, 1988  
Luis Polonia at Kansas City, September 9, 1988  
Dave Henderson at California, April 16, 1991  
Rickey Henderson vs. Texas, September 29, 1991

Carney Lansford at California, September 8, 1992  
Geronimo Berroa at Minnesota, April 10, 1994  
Jason Giambi at Seattle, July 2, 1996  
Dave Magadan vs. New York (AL), August 27, 1997  
Ben Grieve at Cleveland, April 29, 1998  
Mike Stanley at Toronto, September 4, 2000  
Miguel Tejada vs. Texas, June 19, 2003  
Eric Byrnes at San Francisco, June 29, 2003  
Mark Kotsay vs. Seattle, April 30, 2005  
Eric Chavez at Atlanta, June 12, 2005  
Adam Kennedy at Boston, July 28, 2009  
Mark Ellis at Baltimore, August 10, 2009  
Adam Kennedy vs. Chicago (AL), August 15, 2009  
Ryan Sweeney vs. Cleveland, May 5, 2011  
Hideki Matsui at New York (AL), July 24, 2011

### Most Doubles

Career . . . . . 289 (Rickey Henderson, 1979-84, 89-95, 98)  
Season . . . . . 47 (Jason Giambi, 2001)  
Season, Rookie . . . . . 41 (Ben Grievie, 1998)  
Game . . . . . 3 (25 times. Last: Hideki Matsui vs. Seattle, September 4, 2011)

### Most Triples

Career . . . . . 41 (Rickey Henderson, 1979-84, 89-95, 98)  
Season . . . . . 12 (Phil Garner, 1976)  
Season, Rookie . . . . . 10 (Luis Polonia, 1987)  
Game . . . . . 2 (10 times. Last: Rajai Davis at Det., Sept. 9, 2008)

### Most Home Runs

Career . . . . . 363 (Mark McGwire, 1986-97)  
Career, Pinch Hit . . . . . 5 (Mark McGwire, 1986-97)  
5 (Terry Steinbach, 1986-96)  
5 (Mike Aldrete, 1993-95)  
5 (Jeff Burroughs, 1982-84)  
Career, Designated Hitter . . . . . 98 (Dave Kingman, 1984-86)  
Career, Grand Slams . . . . . 9 (Mark McGwire, 1986-97)  
Career, Inside The Park . . . . . 4 (Reggie Jackson, 1968-75, 87)  
Career, Leadoff . . . . . 43 (Rickey Henderson, 1979-84, 89-95, 98)  
Season, Right Hander . . . . . 52 (Mark McGwire, 1996)  
Season, Left Hander . . . . . 47 (Reggie Jackson, 1969)  
Season, Switch Hitter . . . . . 35 (Nick Swisher, 2006)  
Season, Pinch Hitter . . . . . 4 (Jeff Burroughs, 1982)  
Season, Designated Hitter . . . . . 39 (Frank Thomas, 2006)  
Season, Grand Slams . . . . . 4 (Jason Giambi, 2000)  
Season, Inside The Park . . . . . 2 (Reggie Jackson, 1968)  
Season, Leadoff . . . . . 7 (Rickey Henderson, 1993)  
Season, Rookie . . . . . 49 (Mark McGwire, 1987)  
Season, Home . . . . . 27 (Jason Giambi, 2001)  
Season, Road . . . . . 28 (Mark McGwire, 1987 and 1996)  
28 (Jose Canseco, 1991)  
Month . . . . . 15 (Mark McGwire, May, 1987)  
Game . . . . . 3 (14 times, last: **Josh Reddick at Toronto, August 9, 2013**)  
Game, Both Sides of Plate . . . . . eight times, last: **Coco Crisp at New York-AL, August 24, 2011**)  
Two Consecutive Games . . . . . 5 (Josh Reddick, Aug. 9-10, 2013)  
5 (Mark McGwire, June 27-28, 1987)  
5 (Mark McGwire, June 10-11, 1995)  
Inning . . . . . 2 (Mark McGwire, September 22, 1996; 5th inn.)  
Consecutive Games With Home Run . . . . . 6 (Frank Thomas, Sept. 5-11, 2006)  
Consecutive At Bats With Home Run . . . . . 4 (Mike Epstein vs. Washington, June 15-16, 1971)  
Home Run, First Major League At Bat . . . . . twice: (Terry Steinbach, September 12, 1986 at Cleveland) (Joe Keough, August 7, 1968 at New York, G#2)

### Most RBI

Career . . . . . 941 (Mark McGwire, 1986-97)  
Season, Left Hander . . . . . 137 (Jason Giambi, 2000)  
Season, Right Hander . . . . . 131 (Miguel Tejada, 2002)  
Season, Switch Hitter . . . . . 101 (Ruben Sierra, 1993)  
Season, Pinch Hitter . . . . . 12 (Tommy Davis, 1971)  
12 (Jeff Burroughs, 1982)  
Season, Designated Hitter . . . . . 114 (Frank Thomas, 2006)  
Season, Rookie . . . . . 118 (Mark McGwire, 1987)  
Game . . . . . 10 (Reggie Jackson at Boston, June 14, 1969)  
Inning . . . . . 6 (Matt Stairs vs. California, July 5, 1996; 1st inn.)  
Consecutive Games With RBI . . . . . 10 (Rick Monday, April 20-30, 1969)

### Most Total Bases

Career . . . . . 2640 (Rickey Henderson, 1979-84, 89-95, 98)  
Season . . . . . 347 (Jose Canseco, 1988)  
Season, Rookie . . . . . 344 (Mark McGwire, 1987)  
Game . . . . . 14 (Harold Baines vs. Baltimore, May 7, 1991)

### Most Extra Base Hits

Career . . . . . 563 (Mark McGwire, 1986-97)  
Season . . . . . 87 (Jason Giambi, 2001)  
Season, Rookie . . . . . 81 (Mark McGwire, 1987)  
Game . . . . . 4 (five times. Last: Matt Holliday vs. Minnesota, July 20, 2009)

### Most Walks

Career . . . . . 1227 (Rickey Henderson, 1979-84, 89-95, 98)  
Career, Intentional . . . . . 84 (Reggie Jackson, 1968-75, 87)  
Season . . . . . 137 (Jason Giambi, 2000)  
Season, Rookie . . . . . 86 (Wayne Gross, 1977)  
Season, Intentional . . . . . 24 (Jason Giambi, 2001)  
Game . . . . . 5 (four times, last: Mark McGwire vs. Kansas City, April 26, 1997)  
Consecutive . . . . . 7 (Jose Canseco, August 4-5, 1992)

### Most Strikeouts

Career . . . . . 1180 (Reggie Jackson, 1968-75, 87)  
Season . . . . . 197 (Jack Cust, 2008)  
Season, Rookie . . . . . 175 (Jose Canseco, 1986)  
Game . . . . . 5 (six times, last: Nick Swisher at San Diego, June 29, 2006)  
Consecutive Games . . . . . 8 (Seth Smith, May 1-3, 2013)  
8 (Jose Canseco, July 14-16, 1997)  
8 (Rick Monday, April 28-29, 1970)

### Most Hit By Pitch

Career . . . . . 59 (Sal Bando, 1968-76)  
Season . . . . . 20 (Jason Kendall, 2005)  
20 (Don Baylor, 1976)  
Season, Rookie . . . . . 15 (Olmedo Saenz, 1999)  
Game . . . . . 2 (32 times, last: **Yoenis Céspedes vs. Los Angeles-AL, May 1, 2013**)

### Most Sacrifice Hits

Career . . . . . 101 (Bert Campaneris, 1968-76)  
Season . . . . . 22 (Dwayne Murphy, 1980)  
Season, Rookie . . . . . 21 (Phil Garner, 1975)  
Game . . . . . 2 (62 times, last: **Eric Sogard vs. Texas, August 3, 2013**)

### Most Sacrifice Flies

Career . . . . . 59 (Mark McGwire, 1986-97)  
Season . . . . . 14 (Dave Kingman, 1984)  
Season, Rookie . . . . . 9 (Jose Canseco, 1986)  
Game . . . . . 2 (26 times, last: **Coco Crisp at Los Angeles-AL, September 25, 2011**)

### Most Grounded Into Double Plays

Career . . . . . 137 (Terry Steinbach, 1986-96)  
Season . . . . . 32 (Ben Grievie, 2000)  
Season, Rookie . . . . . 20 (Bobby Crosby, 2004)  
Game . . . . . 2 (177 times, last: **Nate Freiman vs. Boston, July 13, 2013**)

### Most Stolen Bases

Career . . . . . 867 (Rickey Henderson, 1979-84, 89-95, 98)  
Season . . . . . 130 (Rickey Henderson, 1982)  
Season, Rookie . . . . . 42 (Mitchell Page, 1977)  
Game . . . . . 5 (Rickey Henderson vs. Seattle, July 29, 1989)  
5 (Bert Campaneris vs. Minnesota, May 24, 1976)  
Consecutive 36 (**Coco Crisp, July 16, 2011-June 19, 2012**)

## Oakland Athletics Records, continued

### Most Caught Stealing

Career	.....219 (Rickey Henderson, 1979-84, 89-95, 98)
Season	.....42 (Rickey Henderson, 1982)
Season, Rookie	.....21 (Mike Edwards, 1978)
Game	.....3 (Rickey Henderson at California, July 27, 1982)

### INDIVIDUAL PITCHING

#### Most Games Won

Career	.....131 (Jim Hunter, 1968-74)
Season, Right Hander	.....27 (Bob Welch, 1990)
Season, Left Hander	.....24 (Vida Blue, 1971)
Season, Rookie	.....13 (Tommy Milone, 2012)
	.....13 (Jarrod Parker, 2012)
Consecutive	.....13 (Jim Hunter, 1973)

#### Most Games Lost

Career	.....105 (Rick Langford, 1977-86)
Season, Right Hander	.....20 (Brian Kingman, 1980)
Season, Left Hander	.....19 (Vida Blue, 1977)
Season, Rookie	.....19 (Rick Langford, 1977)
Consecutive	.....14 (Matt Keough, 1979)
Consecutive over two seasons	.....18 (Matt Keough, Sept. 11, 1978-Aug. 8, 1979)

#### Most Saves

Career	.....320 (Dennis Eckersley, 1987-95)
Season, Right Hander	.....51 (Dennis Eckersley, 1992)
Season, Left Hander	.....17 (Alan Embree, 2007)
Season, Rookie	.....26 (Andrew Bailey, 2009)
Consecutive Saves	.....44 (Grant Balfour, May 5, 2012-July 22, 2013)

#### Lowest Earned Run Average

Career	.....2.74 (Dennis Eckersley, 1987-95)
Season, Starter	.....1.82 (Vida Blue, 1971)
Season, Reliever (min. 50 ip)	0.61 (Dennis Eckersley, 1990)
Season, Rookie (min. 100 ip)	.....2.93 (Dave Hamilton, 1972)

#### Most Games

Career	.....525 (Dennis Eckersley, 1987-95)
Season	.....84 (Billy Koch, 2002)
Season, Rookie	.....71 (Ryan Cook, 2012)
	.....71 (Aaron Small, 1997)
Consecutive	.....6 (Buddy Groom, July 11-19, 1999)
	.....6 (Darold Knowles, August 7-12, 1972)
	.....6 (Paul Lindblad, August 21-27, 1970)
	.....6 (Bob Locker, August 21-27, 1970)

#### Most Games Started

Career	.....262 (Vida Blue, 1969-77)
Season	.....41 (Jim Hunter, 1974)
Season, Rookie	.....33 (Joe Blanton, 2005)

#### Most Complete Games

Career	.....105 (Vida Blue, 1969-77)
Season	.....28 (Rick Langford, 1980)
Season, Rookie	.....8 (Steve McCatty, 1979)
Consecutive	.....22 (Rick Langford, May 23-Sept. 12, 1980)
Consecutive Won	.....9 (Rick Langford, July 15-Aug. 15, 1980)

### Most Shutouts

Career	.....28 (Vida Blue, 1969-77)
Season	.....8 (Vida Blue, 1971)
Season, Rookie	.....2 (Chris Codiroli, 1983)
	.....2 (John Johnson, 1978)
	.....2 (Vida Blue, 1970)
Consecutive	.....3 (Bobby Witt, June 23, 28, July 3, 1994)
	.....3 (Mike Torrez, September 3, 7, 11, 1976)
Consecutive Scoreless IP, Reliever	39.0 (Brad Ziegler, 2008)
Consecutive Scoreless IP, Starter	37.0 (Mike Torrez, 1976)

### Most Innings Pitched

Career	.....1946.0 (Vida Blue, 1969-77)
Season	.....318 (Jim Hunter, 1974)
Season, Rookie	.....208.1 (Rick Langford, 1977)
Game	.....14.0 (four times. Last: Steve McCatty vs. Seattle, August 10, 1980)

### Hits

Career, Most	.....1650 (Vida Blue, 1969-77)
Season, Most	.....284 (Vida Blue, 1977)
Season, Rookie	.....223 (Rick Langford, 1977)
Season, Low-Hit Games (0,1,2)	.....3 (Ron Darling, 1992)
	.....3 (Mike Torrez, 1976)
	.....3 (Jim Hunter, 1972)
Game, Most	17 (Mike Norris vs. Milwaukee, Sept. 26, 1980)
Game, Fewest	.....0
Dallas Braden vs. Tampa Bay, May 9, 2010 (Perfect game)	
Dave Stewart at Toronto, June 29, 1990	
Mike Warren vs. Chicago, September 29, 1983	
Vida Blue, Glenn Abbott, Paul Lindblad and Rollie Fingers vs. California, September 28, 1975	
Vida Blue vs. Minnesota, September 21, 1970	
Jim Hunter vs. Minnesota, May 8, 1968 (Perfect game)	
Consecutive Games, Fewest	.....3 (Bobby Witt, June 23-28, 1994)

### Most Runs

Career	.....784 (Dave Stewart, 1986-92, 95)
Season	.....144 (Matt Keough, 1982)
Season, Rookie	.....115 (Chris Codiroli, 1983)
Game	.....14 (Mike Oquist vs. New York, August 3, 1998)

### Most Earned Runs

Career	.....712 (Dave Stewart, 1986-92, 95)
Season	.....133 (Matt Keough, 1982)
Season, Rookie	.....102 (Chris Codiroli, 1983)
Game	.....14 (Mike Oquist vs. New York, August 3, 1998)

### Most Walks

Career	.....655 (Dave Stewart, 1986-92, 95)
Season	.....112 (John Odom, 1969)
Season, Rookie	.....102 (Eric Plunk, 1986)
Game	.....9 (five times. Last: Kelly Downs vs. Baltimore, August 31, 1992)

### Most Strikeouts

Career	.....1315 (Vida Blue, 1969-77)
Season	.....301 (Vida Blue, 1971)
Season, Rookie	.....150 (Brett Anderson, 2009)
Season, 10 strikeout games	.....11 (Vida Blue, 1971)
Game, nine innings	16 (Jose Rijo at Seattle, April 19, 1986)
Game, extra innings	17 (Vida Blue vs. Cal., July 9, 1971)

Two Consecutive Games . . . 30 (Jose Rijo, April 19-24, 1986)  
 Three Consecutive Games. 38 (Jose Rijo, April 19-30, 1986)  
 Inning . . . 4 (Ryan Cook, April 27, 2012 at Baltimore; 8th inn.)  
     4 (Erik Hiljus, June 30, 2001 at Texas; 7th inn.)  
     4 (Blake Stein, July 27, 1998 at Tampa Bay; 4th inn.)

**Most Home Runs**

Career . . . . . 207 (Jim Hunter, 1968-74)  
 Season . . . . . 39 (Jim Hunter, 1973)  
 Season, Rookie . . . . . 27 (Trevor Cahill, 2009)  
 Game . . . . . 5 (Ted Lilly vs. Atlanta, June 11, 2003)  
     5 (Dave Telgheder at Seattle, September 21, 1996)  
     5 (Curt Young at Detroit, July 7, 1988)  
 Consecutive IP, No HR, Starter . . . . . 137.0 (Vida Blue, May  
     2-August 1, 1976)  
 Consecutive IP, No HR, Reliever . . . . . 90.1 (Paul Lindblad,  
     May 31, 1975 to April 13, 1976)  
     90.1 (Rollie Fingers, June 8 to October 2, 1976)

**Most Hit Batters**

Career . . . . . 65 (Barry Zito, 2000-06)  
 Season . . . . . 13 (Barry Zito, 2001, 2005 and 2006)  
 Season, Rookie . . . . . 10 (Steve McCatty, 1979)  
 Game . . . . . 3 (eight times. Last: Barry Zito  
     vs. Los Angeles (AL), April 15, 2005)

**Most Wild Pitches**

Career . . . . . 79 (Dave Stewart, 1986-92, 95)  
 Season . . . . . 22 (Mike Moore, 1992)  
 Season, Rookie . . . . . 15 (Blake Stein, 1998)  
 Game . . . . . 4 (Stan Bahnsen vs. California, July 5, 1975)

**ATHLETICS TRIPLE PLAYS**

**Turned (21; Philadelphia 12, Kansas City 1, Oakland 8)**

Date	Opponent	Fielders	Batter
Sept. 22, 1906	at St. Louis	Shean to Nichols to Davis	Bobby Wallace
April 28, 1908	vs. Washington	Davis to Murphy to Nichols	Jim Delahanty
July 30, 1909	vs. Cleveland	Collins to Baker to Davis	George Stovall
May 16, 1913	at Cleveland	Barry to Thomas to Baker to Houck to Barry to Collins to Baker to Oldring	Ivy Olson
July 28, 1914	at Detroit	Walsh to Bush to Collins to McInnis to Schang	Bobby Veach
May 10, 1919	at Boston	Dykes to Galloway to Griffin	Eddie Foster
Aug. 5, 1922	at St. Louis	Galloway to Young to Hauser	George Sisler
Aug. 4, 1923	vs. Detroit	Galloway to Scheer to Hauser	Ty Cobb
Sept. 16, 1926	at St. Louis	Gray to Wambsganns to Poole	George Sisler
Sept. 5, 1927	vs. Washington	Boley to Bishop to Dykes	Ossie Bluege
Sept. 25, 1946	vs. Washington	Richmond to Grimes to Astroth to Richmond to Wallaesa	Cecil Travis
May 8, 1948	vs. Chicago	Suder to Joost to Fain	Taffy Wright
Sept. 4, 1966	vs. Boston	Campaneris to Green to Talton to Roof	Tony Conigliaro
May 7, 1979	at Baltimore	Gross to Klutts to Revering	Gary Roenicke
June 19, 1979	vs. Kansas City	Gross to Edwards to Revering	Al Cowens
June 23, 1979	vs. Texas	Gross to Armas to Chalk to Armas	John Grubb
April 27, 1981	vs. California	Picciole to Revering	Don Baylor
July 18, 1983	vs. Detroit	Peters to Phillips to Almon to Gross	John Wockenfuss
April 7, 1996	vs. Detroit at Las Vegas	Young to Gates to Giambi to Steinbach	Bobby Higginson
May 29, 2000	at New York	Velarde unassisted	Shane Spencer
August 21, 2012	vs. Minnesota	Donaldson to Rosales to Carter	Trevor Plouffe

**Grounded Into (34; Philadelphia 23, Kansas City 3, Oakland 8)**

June 24, 1902 at Baltimore by Topsy Hartsel  
 May 5, 1903 at New York by Harry Davis  
 August 18, 1903 at St. Louis by Lave Cross  
 May 19, 1911 at Detroit by Harry Davis  
 July 16, 1911 at St. Louis by Amos Strunk  
 August 11, 1912 at Chicago by Jack Coombs  
 April 29, 1914 vs. Washington by Jack Barry  
 May 8, 1914 at Washington by Jack Lapp  
 July 24, 1915 at Cleveland by Nap Lajoie  
 August 23, 1917 at Detroit by Stuffy McInnis  
 September 5, 1919 vs. Boston by Terry Turner  
 August 25, 1925 at Cleveland by Chick Galloway  
 June 24, 1926 vs. Washington by Max Bishop  
 April 26, 1929 vs. New York by Sammy Hale  
 September 21, 1931 vs. Detroit by Jimmie Dykes  
 June 19, 1932 at St. Louis by Mule Haas  
 July 21, 1934 at Detroit by Charlie Berry

April 27, 1935 vs. New York by Jimmie Foxx  
 September 20, 1936 vs. Boston by Chubby Dean  
 April 26, 1937 at New York by Chubby Dean  
 May 11, 1938 vs. St. Louis by Wally Moses  
 June 11, 1946 vs. Chicago by Irv Hall  
 August 14, 1951 vs. Boston by Hank Majeski  
 August 3, 1955 vs. Baltimore by Art Ceccarelli  
 May 16, 1957 at New York by Alex Kellner  
 July 23, 1960 at Washington by Whitey Herzog  
 June 23, 1968 vs. Washington by Dave Duncan  
 July 7, 1973 at Baltimore by Gene Tenace  
 August 8, 1977 at Texas by Manny Sanguillen  
 August 12, 1986 vs. Seattle by Carney Lansford  
 August 8, 1990 vs. Baltimore by Willie Randolph  
 May 14, 1994 at Kansas City by Geronimo Berroa  
 April 22, 2010 vs. New York (AL) by Kurt Suzuki  
 August 9, 2010 at Seattle by Mark Ellis



# FRANCHISE CAREER BATTING LEADERS

## Games

Campaneris	1795
Henderson	1704
Dykes	1702
Bando	1468
Johnson, B.	1459
Suder	1421
Davis, H.	1413
Murphy, Da.	1411
Miller	1361
Valo	1361

## Runs

Henderson	1270
Johnson, B.	997
Campaneris	983
Foxx	975
Simmons	969
Bishop	882
Dykes	881
Cochrane	823
Davis, H.	811
McGwire	773

## Doubles

Dykes	365
Simmons	348
Davis, H.	319
Johnson, B.	307
Miller	292
Henderson	289
Chavez	282
Murphy, Da.	275
Moses	274
Campaneris	270

## Walks

Henderson	1227
Bishop	1043
Johnson	853
McGwire	847
Valo	821
Bando	792
Foxx	781
Joost	768
Hartsell	733
Murphy, Dw.	694

## Stolen Bases

Henderson	867
Campaneris	566
Collins	377
North	232
Davis, H.	223
Hartsell	195
Oldring	187
Murphy, Da.	185
Baker, F.	172
Lansford	146

## At Bats

Campaneris	7180
Henderson	6140
Dykes	6023
Johnson, B.	5428
Davis, H.	5367
Bando	5145
Murphy, Da.	5134
Simmons	5132
Suder	5085
Chavez	4783

## Hits

Campaneris	1882
Simmons	1827
Henderson	1768
Dykes	1705
Johnson, B.	1617
Davis, H.	1498
Foxx	1492
Murphy, Da.	1488
Miller	1483
Lansford	1317
Cochrane	1317

## Triples

Murphy, Da.	102
Simmons	98
Baker	88
Collins	84
Davis, H.	83
Foxx	79
Oldring	75
Hartsell	74
Miller	73
Dykes	73

## Strikeouts

Jackson	1226
Canseco	1096
McGwire	1043
Campaneris	933
Chavez	922
Henderson	915
Murphy, Dw.	883
Green	785
Dykes	705
Bando	702

## Batting Average

Simmons	.356
Foxx	.339
Collins	.337
Cochrane	.321
Baker	.321
McInnis	.313
Miller	.311
Cramer	.308
Moses	.307
Hale	.305

(Min. 2500 plate appearances)



Bert "Campy" Campaneris

## Home Runs

McGwire	363
Foxx	302
Jackson	269
Canseco	254
Johnson, B.	252
Chavez	230
Simmons	209
Giambi	198
Bando	192
Zernial	191

## Total Bases

Simmons	2998
Johnson, B.	2824
Foxx	2813
Henderson	2640
Campaneris	2502
Dykes	2477
McGwire	2451
Jackson	2323
Chavez	2288
Miller	2206

## Slugging Percentage

Foxx	.640
Simmons	.584
McGwire	.551
Giambi	.531
Johnson, B.	.520
Canseco	.507
Jackson	.496
Cochrane	.490
Zernial	.489
Chavez	.478

(Min. 2500 plate appearances)

## Runs Batted In

Simmons	1178
Foxx	1074
Johnson, B.	1040
McGwire	941
Bando	796
Canseco	793
Chavez	787
Jackson	776
Dykes	764
Miller	762
Davis, H.	762

## Extra Base Hits

Simmons	655
Foxx	638
Johnson, B.	631
McGwire	563
Chavez	532
Jackson	530
Dykes	525
Henderson	497
Davis, H.	470
Miller	460

## On-Base Percentage

Foxx	.440
Fain	.426
Bishop	.423
Collins	.422
Cochrane	.412
Henderson	.409
Giambi	.406
Valo	.403
Simmons	.398
Johnson, B.	.395

(Min. 2500 plate appearances)



# OAKLAND CAREER BATTING LEADERS

## Games

Henderson.....	1704
Bando.....	1410
McGwire.....	1329
Chavez.....	1320
Jackson.....	1311
Campaneris.....	1295
Murphy.....	1213
Lansford.....	1203
Steinbach.....	1199
Rudi.....	1088

## Runs

Henderson.....	1270
McGwire.....	773
Jackson.....	743
Chavez.....	730
Bando.....	725
Campaneris.....	722
Canseco.....	662
Giambi.....	640
Lansford.....	617
Murphy.....	614

## Doubles

Henderson.....	289
Chavez.....	282
Giambi.....	241
Jackson.....	230
Rudi.....	214
Bando.....	208
Steinbach.....	205
Ellis.....	204
Lansford.....	201
McGwire.....	195

## Walks

Henderson.....	1227
McGwire.....	847
Bando.....	775
Murphy.....	693
Giambi.....	636
Jackson.....	623
Chavez.....	565
Tenace.....	475
Canseco.....	469
Phillips.....	413

## Stolen Bases

Henderson.....	867
Campaneris.....	398
North.....	232
Lansford.....	146
Jackson.....	144

## Crisp

Canseco.....	135
Davis, M.....	121
Davis, R.....	116
Page.....	104

## At Bats

Henderson.....	6140
Campaneris.....	5159
Bando.....	4991
Chavez.....	4783
Lansford.....	4568
Jackson.....	4568
McGwire.....	4448
Steinbach.....	4162
Murphy.....	4047
Canseco.....	3970

## Hits

Henderson.....	1768
Campaneris.....	1355
Lansford.....	1317
Bando.....	1279
Chavez.....	1276
Jackson.....	1207
McGwire.....	1157
Steinbach.....	1144
Giambi.....	1100
Rudi.....	1079

## Triples

Henderson.....	41
Campaneris.....	39
Rudi.....	32
Phillips.....	29
Lansford.....	23
Jackson.....	23
North.....	23
Bando.....	22
Ellis.....	22
Monday.....	21
Page.....	21

## Strikeouts

Jackson.....	1180
Canseco.....	1096
McGwire.....	1043
Chavez.....	922
Henderson.....	915
Murphy.....	883
Steinbach.....	689
Bando.....	675
Giambi.....	674
Cust.....	673

## Batting Average

Giambi.....	.300
Berroa.....	.293
Lansford.....	.288
Henderson.....	.288
Kotsay.....	.282
Grieve.....	.280
Steinbach.....	.275
Griffin.....	.273
Rudi.....	.273
North.....	.271

(Min. 1750 plate appearances)



Rickey Henderson

## Home Runs

McGwire.....	363
Jackson.....	268
Canseco.....	254
Chavez.....	230
Giambi.....	198
Bando.....	192
Henderson.....	167
Tejada.....	156
Murphy.....	153
Steinbach.....	132

## Total Bases

Henderson.....	2640
McGwire.....	2451
Chavez.....	2288
Jackson.....	2287
Bando.....	2107
Canseco.....	2012
Giambi.....	1949
Lansford.....	1846
Steinbach.....	1773
Campaneris.....	1764

## Slugging Percentage

McGwire.....	.551
Giambi.....	.531
Stairs.....	.509
Canseco.....	.507
Jackson.....	.501
Berroa.....	.499
Chavez.....	.478
Grieve.....	.475
Swisher.....	.464
Tejada.....	.460

(Min. 1750 plate appearances)

## Runs Batted In

McGwire.....	941
Canseco.....	793
Bando.....	789
Chavez.....	787
Jackson.....	770
Giambi.....	715
Henderson.....	648
Tejada.....	604
Steinbach.....	595
Murphy.....	563

## Extra Base Hits

McGwire.....	563
Chavez.....	532
Jackson.....	521
Henderson.....	497
Canseco.....	448
Giambi.....	446
Bando.....	422
Rudi.....	362
Tejada.....	358
Steinbach.....	351

## On-Base Percentage

Henderson.....	.409
Giambi.....	.406
Cust.....	.381
McGwire.....	.380
Tenace.....	.374
Monday.....	.371
Grieve.....	.370
North.....	.364
Stairs.....	.363
Swisher.....	.361

(Min. 1750 plate appearances)

# FRANCHISE CAREER PITCHING LEADERS

## Games

Eckersley	525
Plank	524
Fingers	502
Rommel	500
Lindblad	479
Walberg	412
Grove	402
Honeycutt	387
Bender	385
Hunter	363

## Complete Games

Plank	362
Bender	230
Grove	181
Waddell	168
Rommel	147
Coombs	136
Walberg	126
Hunter	116
Blue	105
Kellner	95

## Wins

Plank	284
Grove	195
Bender	193
Rommel	171
Hunter	161
Walberg	134
Waddell	131
Blue	124
Stewart	119
Coombs	115

## Innings Pitched

Plank	3860.2
Bender	2603.0
Rommel	2556.1
Hunter	2456.1
Grove	2400.2
Walberg	2186.2
Blue	1946.0
Waddell	1869.1
Kellner	1730.1
Stewart	1717.1

## Games Started

Plank	459
Hunter	340
Bender	288
Grove	267
Walberg	267
Blue	262
Rommel	249
Stewart	245
Kellner	239
Zito	222

## Shutouts

Plank	59
Waddell	37
Bender	37
Hunter	31
Blue	28
Coombs	28
Grove	20
Rommel	18
Dygart	16
Bush	15
Walberg	15

## Losses

Plank	162
Rommel	119
Walberg	114
Hunter	113
Kellner	108
Langford	105
Bender	102
Harriss	93
Blue	86
Naylor	83

## Walks

Plank	913
Walberg	853
Grove	740
Odom	732
Rommel	724
Kellner	717
Hunter	687
Marchildon	682
Stewart	655
Blue	617



Eddie Plank

## Saves

Eckersley	320
Fingers	136
Taylor	100
Street	94
Bailey	75
Isringhausen	75
Balfour	64
Howell	61
Koch	44
Foulke	44

(Since 1969)

## Strikeouts

Plank	1985
Waddell	1576
Bender	1536
Grove	1523
Hunter	1520
Blue	1315
Stewart	1152
Zito	1096
Walberg	907
Hudson	899

## ERA

Waddell	1.97
Morgan	2.15
Bender	2.32
Plank	2.39
Coombs	2.60
Dygart	2.65
Grove	2.88
Fingers	2.91
Holtzman	2.92
Blue	2.95

(Min. 700 innings pitched)

## Won-Loss Percentage

Grove	195-79	.712
Hudson	92-39	.702
Mulder	81-42	.659
Bender	193-102	.654
Plank	284-162	.637
Coombs	115-67	.632
Earnshaw	98-58	.628
Zito	102-63	.618
Welch	96-60	.615
Waddell	131-82	.615

(Min. 100 decisions)

## DESIGNATED HITTER RULE

A hitter may be designated to bat for the pitcher in any spot in the batting order in any game without affecting the status of the pitcher. The designated hitter must be selected and be included on the lineup cards presented to the umpire-in-chief prior to the game. Failure to do so precludes the use of a designated hitter for that game.

The designated hitter is "locked" into the batting order but may be removed for a pinch-hitter or pinch-runner, who in turn becomes the designated hitter. The designated hitter, while still in the game, may be used defensively but the pitcher then assumes the batting order of the replaced defensive player, thus terminating the designated hitter role. The designated hitter is eligible for all American League batting titles.

# OAKLAND CAREER PITCHING LEADERS

Games	
Eckersley	525
Fingers	502
Lindblad	391
Honeycutt	387
Groom	301
Blevins	281
Nelson	281
Taylor	281
Blue	273
Hunter	266

Complete Games	
Blue	105
Hunter	96
Langford	85
Holtzman	54
Keough	53
Norris	52
Stewart	49
McCatty	45
Dobson	42
Odom	34

Wins	
Hunter	131
Blue	124
Stewart	119
Zito	102
Welch	96
Hudson	92
Mulder	81
Holtzman	77
Langford	73
Odom	71

Innings Pitched	
Blue	1946.0
Hunter	1886.1
Stewart	1717.1
Langford	1467.2
Zito	1430.1
Welch	1271.1
Hudson	1240.2
Odom	1202.1
McCatty	1189.0
Norris	1123.2

Games Started	
Blue	262
Hunter	260
Stewart	245
Zito	222
Welch	195
Langford	195
Hudson	183
Odom	178
McCatty	161
Norris	157

Shutouts	
Blue	28
Hunter	24
Holtzman	13
Odom	11
Dobson	10
Langford	10
Stewart	9
Hudson	8
Mulder	8
four players tied	7

Losses	
Langford	105
Blue	86
Stewart	78
Hunter	77
Keough	75
Zito	63
McCatty	63
Odom	61
Fingers	61
Welch	60

Walks	
Stewart	655
Blue	617
Odom	598
Zito	560
McCatty	520
Norris	499
Hunter	493
Welch	469
Keough	456
Langford	402



Jim "Catfish" Hunter

Saves	
Eckersley	320
Fingers	136
Taylor	100
Street	94
Bailey	75
Isringhausen	75
Balfour	64
Howell	61
Koch	44
Foulke	44

Strikeouts	
Blue	1315
Stewart	1152
Hunter	1139
Zito	1096
Hudson	899
Fingers	784
Welch	677
Odom	675
Mulder	668
Eckersley	658

ERA	
Eckersley	2.74
Segui	2.78
Duchscherer	2.82
Fingers	2.91
Holtzman	2.92
Blue	2.95
Lindblad	2.98
Hunter	3.00
Honeycutt	3.10
Hudson	3.30

(Min. 400 innings pitched)

Won-Loss Percentage	
Hudson	92-39 .702
Mulder	81-42 .659
Davis	38-21 .644
Harden	40-23 .635
Hunter	131-77 .630
Zito	102-63 .618
Lindblad	42-26 .618
Welch	96-60 .615
Stewart	119-78 .604
Blue	124-86 .590

(Min. 50 decisions)

RECORDS

## LASTS BY A'S PITCHERS

**Run:** Tommy Milone, June 3, 2013 at Milwaukee  
**Hit:** Tommy Milone, June 3, 2013 at Milwaukee  
**Double:** Joe Kennedy, June 12, 2007 at Houston  
**Triple:** John Odom, August 22, 1971 vs. Boston (Game 1)

**Homer:** John Odom, September 4, 1972 vs. California (Game 1)  
**RBI:** Tommy Milone, 3, 2013 at Milwaukee  
**Walk:** Dan Straily, July 9, 2013 at Pittsburgh  
**Stolen Base:** Gene Nelson, July 3, 1988 at Toronto (pinch runner)

# FRANCHISE SEASON BATTING LEADERS

## Games

Tejada (2003).....	162
Long (2002).....	162
Tejada (2002).....	162
Long (2001).....	162
Tejada (2001).....	162
Griffin (1986).....	162
Griffin (1985).....	162
Bando (1973).....	162
Bando (1969).....	162
Bando (1968).....	162
Siebern (1962).....	162

## Runs

Simmons (1930).....	152
Foxx (1932).....	151
Lajoie (1901).....	145
Simmons (1932).....	144
Collins (1912).....	137
Joost (1949).....	128
Foxx (1930).....	127
Foxx (1933).....	125
Collins (1913).....	125
Jackson (1969).....	123
Foxx (1929).....	123

## Doubles

Simmons (1926).....	53
Moses (1937).....	48
Lajoie (1901).....	48
Giambi (2001).....	47
McNair (1932).....	47
H. Davis (1905).....	47
<b>Lowrie (2013).....</b>	<b>45</b>
Seybold (1903).....	45
B. Johnson (1933).....	44
five tied with.....	43

## Walks

Joost (1949).....	149
Giambi (2000).....	137
Fain (1949).....	136
Fain (1950).....	133
Giambi (2001).....	129
Bishop (1930).....	128
Bishop (1929).....	128
Joost (1952).....	122
Hartsel (1905).....	121
Valo (1949).....	119
Joost (1948).....	119

## Stolen Bases

RHenderson (1982) ..	130
RHenderson (1983) ..	108
RHenderson (1980) ..	100
Collins (1910).....	81
North (1976).....	75
Collins (1909).....	67
RHenderson (1998) ..	66
RHenderson (1984) ..	66
RHenderson (1990) ..	65
Collins (1912).....	63

## At Bats

Simmons (1932).....	670
Tejada (2002).....	662
Cramer (1933).....	661
Simmons (1925).....	658
Finney (1936).....	653
Moses (1937).....	649
Cramer (1934).....	649
Damon (2001).....	644
Cramer (1935).....	644
Campaneris (1968)...	642

## Hits

Simmons (1925).....	253
Lajoie (1901).....	232
Simmons (1932).....	216
Cramer (1935).....	214
Foxx (1932).....	213
Simmons (1929).....	212
Simmons (1930).....	211
Moses (1937).....	208
Foxx (1933).....	204
Tejada (2002).....	204

## Triples

Baker (1912).....	21
Baker (1909).....	19
Da. Murphy (1910)....	18
Da. Murphy (1904)....	17
Simmons (1930).....	16
Miller (1929).....	16
Strunk (1915).....	16
Cimoli (1962).....	15
Witt (1916).....	15
Baker (1910).....	15
Collins (1910).....	15

## Strikeouts

Cust (2008).....	197
Cust (2009).....	185
Canseco (1986).....	175
Jackson (1968).....	171
Cust (2007).....	164
Jackson (1971).....	161
Canseco (1990).....	158
Canseco (1987).....	157
Swisher (2006).....	152
Canseco (1991).....	152

## Batting Average

Lajoie (1901).....	.426
Simmons (1931).....	.390
Simmons (1925).....	.384
Simmons (1930).....	.381
Collins (1911).....	.365
Simmons (1929).....	.365
Foxx (1932).....	.364
Cochrane (1930)....	.357
Cobb (1927).....	.357
Foxx (1933).....	.356
Lamar (1925).....	.356



Al Simmons

## Home Runs

Foxx (1932).....	58
McGwire (1996).....	52
McGwire (1987).....	49
Foxx (1933).....	48
Jackson (1969).....	47
Canseco (1991).....	44
Foxx (1934).....	44
Giambi (2000).....	43
McGwire (1992).....	42
Canseco (1988).....	42
Zernial (1953).....	42

## Total Bases

Foxx (1932).....	438
Foxx (1933).....	403
Simmons (1930).....	392
Simmons (1925).....	392
Simmons (1929).....	373
Simmons (1932).....	367
Foxx (1930).....	358
Moses (1937).....	357
Foxx (1934).....	352
Canseco (1988).....	347

## Slugging Percentage

Foxx (1932).....	.749
McGwire (1996).....	.730
Simmons (1930).....	.708
Foxx (1933).....	.703
Giambi (2001).....	.660
Foxx (1934).....	.653
Giambi (2000).....	.647
Lajoie (1901).....	.643
Simmons (1929).....	.642
Simmons (1931).....	.641

## Runs Batted In

Foxx (1932).....	169
Simmons (1930).....	165
Foxx (1933).....	163
Simmons (1929).....	157
Foxx (1930).....	156
Simmons (1932).....	151
Giambi (2000).....	137
Tejada (2002).....	131
Baker (1912).....	130
Foxx (1934).....	130

## Extra Base Hits

Foxx (1932).....	100
Foxx (1933).....	94
Simmons (1930).....	93
Giambi (2001).....	87
Jackson (1969).....	86
Moses (1937).....	86
Simmons (1929).....	84
Foxx (1930).....	83
Simmons (1926).....	82
McGwire (1987).....	81

## On-Base Percentage

Giambi (2001).....	.477
Giambi (2000).....	.476
Foxx (1932).....	.469
McGwire (1996).....	.467
Foxx (1929).....	.463
Lajoie (1901).....	.463
Foxx (1935).....	.461
Cochrane (1933)....	.459
Collins (1914).....	.452
Collins (1911).....	.451
Fain (1951).....	.451

# OAKLAND SEASON BATTING LEADERS

## Games

Tejada (2003).....	162
Long (2002).....	162
Tejada (2002).....	162
Long (2001).....	162
Tejada (2001).....	162
Griffin (1986).....	162
Griffin (1985).....	162
Bando (1973).....	162
Bando (1969).....	162
Bando (1968).....	162

## Runs

Jackson (1969).....	123
Canseco (1988).....	120
RHenderson (1990) ..	119
RHenderson (1982) ..	119
Giambi (1999).....	115
Canseco (1991).....	115
RHenderson (1984) ..	113
RHenderson (1980) ..	111
Giambi (2001).....	109
three players tied ..	108

## Doubles

Giambi (2001).....	47
<b>Lowrie (2013).....</b>	<b>45</b>
Chavez (2001).....	43
Tejada (2003).....	42
Grieve (1998).....	41
Giambi (1997).....	41
Chavez (2005).....	40
Grieve (2000).....	40
Giambi (1996).....	40
five players tied ..	39

## Walks

Giambi (2000).....	137
Giambi (2001).....	129
RHenderson (1998) ..	118
Bando (1970).....	118
RHenderson (1980) ..	117
McGwire (1996).....	116
RHenderson (1982) ..	116
Jackson (1969).....	114
Bando (1969).....	111
Cust (2008).....	111

## Stolen Bases

RHenderson (1982) ..	130
RHenderson (1983) ..	108
RHenderson (1980) ..	100
North (1976).....	75
RHenderson (1998) ..	66
RHenderson (1984) ..	66
RHenderson (1990) ..	65
Campaneris (1969) ..	62
Campaneris (1968) ..	62
RHenderson (1991) ..	58

## At Bats

Tejada (2002).....	662
Damon (2001).....	644
Campaneris (1968) ..	642
Tejada (2003).....	636
Sierra (1993).....	630
Canseco (1987).....	630
Long (2001).....	629
Armas (1980).....	628
Chavez (2005).....	625
Campaneris (1972) ..	625

## Hits

Tejada (2002).....	204
Kotsay (2004).....	190
Canseco (1988).....	187
Lansford (1989).....	185
Washington (1975) ..	182
Giambi (1999).....	181
Rudi (1972).....	181
Lansford (1984).....	179
RHenderson (1980) ..	179
Giambi (2001).....	178
Long (2001).....	178

## Triples

Garner (1976).....	12
Polonia (1987).....	10
Byrnes (2003).....	9
Rudi (1972).....	9
Campaneris (1968) ..	9
Weeks (2012).....	8
Weeks (2011).....	8
Pennington (2010) ..	8
Armas (1980).....	8
Page (1977).....	8
Campaneris (1974) ..	8

## Strikeouts

Cust (2008).....	197
Cust (2009).....	185
Canseco (1986).....	175
Jackson (1968).....	171
Cust (2007).....	164
Jackson (1971).....	161
Canseco (1990).....	158
Canseco (1987).....	157
Swisher (2006).....	152
Canseco (1991).....	152

## Batting Average

Giambi (2001).....	.342
Lansford (1989).....	.336
Giambi (2000).....	.333
RHenderson (1990) ..	.325
Durazo (2004).....	.321
RHenderson (1981) ..	.319
Giambi (1999).....	.315
Kotsay (2004).....	.314
McGwire (1996).....	.312
Washington (1975) ..	.308
Tejada (2002).....	.308



Reggie Jackson

## Home Runs

McGwire (1996).....	52
McGwire (1987).....	49
Jackson (1969).....	47
Canseco (1991).....	44
Giambi (2000).....	43
McGwire (1992).....	42
Canseco (1988).....	42
Thomas (2006).....	39
McGwire (1995).....	39
McGwire (1990).....	39

## Total Bases

Canseco (1988).....	347
McGwire (1987).....	344
Giambi (2001).....	343
Tejada (2002).....	336
Jackson (1969).....	334
Giambi (2000).....	330
Giambi (1999).....	318
Canseco (1991).....	318
Armas (1980).....	314
Berroa (1996).....	312

## Slugging Percentage

McGwire (1996).....	.730
Giambi (2001).....	.660
Giambi (2000).....	.647
McGwire (1987).....	.618
Jackson (1969).....	.608
McGwire (1992).....	.585
RHenderson (1990) ..	.577
Canseco (1988).....	.569
Jaha (1999).....	.556
Canseco (1991).....	.556

## Runs Batted In

Giambi (2000).....	137
Tejada (2002).....	131
Canseco (1988).....	124
Giambi (1999).....	123
Canseco (1991).....	122
Giambi (2001).....	120
McGwire (1987).....	118
Kingman (1984).....	118
Jackson (1969).....	118
Canseco (1986).....	117
Jackson (1973).....	117

## Extra Base Hits

Giambi (2001).....	87
Jackson (1969).....	86
McGwire (1987).....	81
Jackson (1975).....	78
Canseco (1991).....	77
Canseco (1988).....	76
Chavez (2001).....	75
Chavez (2003).....	73
McGwire (1996).....	73
Giambi (2000).....	73

## On-Base Percentage

Giambi (2001).....	.477
Giambi (2000).....	.476
McGwire (1996).....	.467
RHenderson (1990) ..	.439
Giambi (1999).....	.422
RHenderson (1980) ..	.420
Jaha (1999).....	.414
RHenderson (1983) ..	.414
RHenderson (1994) ..	.411
Jackson (1969).....	.410

# FRANCHISE SEASON PITCHING LEADERS

## Games

Koch (2002) . . . . .	84
Wyatt (1964) . . . . .	81
Groom (1997) . . . . .	78
Groom (1999) . . . . .	76
Fingers (1974) . . . . .	76
Balfour (2012) . . . . .	75
Breslow (2010) . . . . .	75
Bradford (2002) . . . . .	75
Groom (1998) . . . . .	75
Fingers (1975) . . . . .	75

## Complete Games

Waddell (1904) . . . . .	39
Plank (1904) . . . . .	37
Plank (1905) . . . . .	35
Coombs (1910) . . . . .	35
Fraser (1901) . . . . .	35
Waddell (1903) . . . . .	34
Plank (1907) . . . . .	33
Plank (1903) . . . . .	33
Plank (1902) . . . . .	31
Myers (1916) . . . . .	31
Henley (1904) . . . . .	31

## Wins

Grove (1931) . . . . .	31
Coombs (1910) . . . . .	31
Grove (1930) . . . . .	28
Coombs (1911) . . . . .	28
Welch (1990) . . . . .	27
Rommell (1922) . . . . .	27
Waddell (1905) . . . . .	27
Plank (1904) . . . . .	26
Plank (1912) . . . . .	26
three players tied . . . . .	25

## Innings Pitched

Waddell (1904) . . . . .	383.0
Plank (1904) . . . . .	357.1
Coombs (1910) . . . . .	353.0
Plank (1905) . . . . .	346.2
Plank (1907) . . . . .	343.2
Coombs (1911) . . . . .	336.2
Plank (1903) . . . . .	336.0
Perry (1918) . . . . .	332.1
Fraser (1901) . . . . .	331.0
Waddell (1905) . . . . .	328.2

## Games Started

Waddell (1904) . . . . .	46
Plank (1904) . . . . .	43
Hunter (1974) . . . . .	41
Plank (1905) . . . . .	41
eight players tied . . . . .	40

## Shutouts

Coombs (1910) . . . . .	13
Blue (1971) . . . . .	8
Plank (1907) . . . . .	8
Waddell (1906) . . . . .	8
Waddell (1904) . . . . .	8
Bush (1916) . . . . .	8
six players tied . . . . .	7

## Losses

Perry (1920) . . . . .	25
Bush (1916) . . . . .	24
Myers (1916) . . . . .	23
Rommel (1921) . . . . .	23
Naylor (1920) . . . . .	23
Wyckoff (1915) . . . . .	22
Ditmar (1956) . . . . .	22
Kelley (1937) . . . . .	21
Harris (1943) . . . . .	21
nine tied with . . . . .	20

## Walks

Myers (1916) . . . . .	168
Wyckoff (1915) . . . . .	165
Marchildon (1947) . . . . .	141
Marchildon (1942) . . . . .	140
Earnshaw (1930) . . . . .	139
Cain (1933) . . . . .	137
Fraser (1901) . . . . .	132
Grove (1925) . . . . .	131
Marchildon (1948) . . . . .	131
Bush (1916) . . . . .	130



Lefty Grove

## Saves

Eckersley (1992) . . . . .	51
Eckersley (1990) . . . . .	48
Eckersley (1988) . . . . .	45
Koch (2002) . . . . .	44
Foulke (2003) . . . . .	43
Eckersley (1991) . . . . .	43
Balfour (2013) . . . . .	38
Street (2006) . . . . .	37
Eckersley (1993) . . . . .	36
Caudill (1984) . . . . .	36
(Since 1969)	

## Strikeouts

Waddell (1904) . . . . .	349
Waddell (1903) . . . . .	302
Blue (1971) . . . . .	301
Waddell (1905) . . . . .	287
Waddell (1907) . . . . .	232
Coombs (1910) . . . . .	224
Plank (1905) . . . . .	210
Waddell (1902) . . . . .	210
Grove (1930) . . . . .	209
three players tied . . . . .	205

## ERA

Coombs (1910) . . . . .	1.30
Krause (1909) . . . . .	1.39
Waddell (1905) . . . . .	1.48
Morgan (1910) . . . . .	1.55
Bender (1910) . . . . .	1.58
Waddell (1904) . . . . .	1.62
Morgan (1909) . . . . .	1.65
Bender (1909) . . . . .	1.66
Plank (1909) . . . . .	1.76
Blue (1971) . . . . .	1.82

## Won-Loss Percentage

Grove (1931) . . . . .	31-4	.886
Bender (1914) . . . . .	17-3	.850
Grove (1930) . . . . .	28-5	.848
Zito (2002) . . . . .	23-5	.821
Bender (1910) . . . . .	23-5	.821
Welch (1990) . . . . .	27-6	.818
Plank (1912) . . . . .	26-6	.813
Hunter (1973) . . . . .	21-5	.808
Coombs (1910) . . . . .	31-9	.775
Waddell (1902) . . . . .	24-7	.774
Shantz (1952) . . . . .	24-7	.774
(Min. 20 decisions)		

## RELIEF PITCHERS SAVE RULE

A pitcher is credited with a save when he meets all three of the following conditions:

1. He is the finishing pitcher in a game won by his club, and
2. He is not the winning pitcher, and
3. He qualifies under one of the following conditions:
  - a. He enters the game with a lead of no more than three runs and pitches for at least one inning, or
  - b. He enters the game with the potential tying run either on base, at bat, or on deck (that is, the potential tying run is either on base or is one of the first two batsmen he faces), or
  - c. He pitches effectively for at least three innings



# OAKLAND SEASON PITCHING LEADERS

## Games

Koch (2002) . . . . .	84
Groom (1997) . . . . .	78
Groom (1999) . . . . .	76
Fingers (1974) . . . . .	76
Balfour (2012) . . . . .	75
Breslow (2010) . . . . .	75
Bradford (2002) . . . . .	75
Groom (1998) . . . . .	75
Fingers (1975) . . . . .	75
Wuertz (2009) . . . . .	74
Lacey (1978) . . . . .	74

## Complete Games

Langford (1980) . . . . .	28
Norris (1980) . . . . .	24
Blue (1971) . . . . .	24
Hunter (1974) . . . . .	23
Keough (1980) . . . . .	20
Blue (1976) . . . . .	20
Langford (1981) . . . . .	18
six players tied . . . . .	16

## Wins

Welch (1990) . . . . .	27
Hunter (1974) . . . . .	25
Blue (1971) . . . . .	24
Zito (2002) . . . . .	23
Stewart (1990) . . . . .	22
Norris (1980) . . . . .	22
Blue (1975) . . . . .	22
seven players tied . . . . .	21

## Innings Pitched

Hunter (1974) . . . . .	318.0
Blue (1971) . . . . .	312.0
Blue (1976) . . . . .	298.0
Holtzman (1973) . . . . .	297.1
Hunter (1972) . . . . .	295.0
Langford (1980) . . . . .	290.0
Norris (1980) . . . . .	284.0
Blue (1974) . . . . .	282.0
Blue (1977) . . . . .	280.0
Blue (1975) . . . . .	278.0

## Games Started

Hunter (1974) . . . . .	41
Blue (1974) . . . . .	40
Holtzman (1973) . . . . .	40
Dobson (1970) . . . . .	40
Hunter (1970) . . . . .	40
Torrez (1976) . . . . .	39
Blue (1971) . . . . .	39
Blue (1977) . . . . .	38
Blue (1975) . . . . .	38
Holtzman (1975) . . . . .	38
Holtzman (1974) . . . . .	38

## Shutouts


Blue (1971) . . . . .	8
Blue (1976) . . . . .	6
Hunter (1974) . . . . .	6
Nash (1968) . . . . .	6
Hunter (1972) . . . . .	5
Dobson (1970) . . . . .	5
10 players tied . . . . .	4

## Losses

Kingman (1980) . . . . .	20
Blue (1977) . . . . .	19
Langford (1977) . . . . .	19
Keough (1982) . . . . .	18
Keough (1979) . . . . .	17
Holtzman (1974) . . . . .	17
Candiotti (1998) . . . . .	16
Langford (1982) . . . . .	16
Langford (1979) . . . . .	16
Smith (2008) . . . . .	16

## Walks

Odom (1969) . . . . .	112
Stewart (1988) . . . . .	110
Rijo (1986) . . . . .	108
Holtzman (1975) . . . . .	108
Moore (1991) . . . . .	105
Stewart (1991) . . . . .	105
Stewart (1987) . . . . .	105
Blue (1973) . . . . .	105
Moore (1992) . . . . .	103
Appier (2000) . . . . .	102
Plunk (1986) . . . . .	102



Vida Blue

## Saves

Eckersley (1992) . . . . .	51
Eckersley (1990) . . . . .	48
Eckersley (1988) . . . . .	45
Koch (2002) . . . . .	44
Foulke (2003) . . . . .	43
Eckersley (1991) . . . . .	43
Balfour (2013) . . . . .	38
Street (2006) . . . . .	37
Eckersley (1993) . . . . .	36
Caudill (1984) . . . . .	36

## Strikeouts

Blue (1971) . . . . .	301
Zito (2001) . . . . .	205
Stottlemire (1995) . . . . .	205
Stewart (1987) . . . . .	205
Gonzalez (2011) . . . . .	197
Haren (2007) . . . . .	192
Stewart (1988) . . . . .	192
Hunter (1972) . . . . .	191
Blue (1975) . . . . .	189
Zito (2002) . . . . .	182

## ERA

Blue (1971) . . . . .	1.82
Hunter (1972) . . . . .	2.04
Nash (1968) . . . . .	2.28
McCatty (1981) . . . . .	2.32
Blue (1976) . . . . .	2.36
Odom (1968) . . . . .	2.45
Hunter (1974) . . . . .	2.49
Torrez (1976) . . . . .	2.50
Odom (1972) . . . . .	2.50
Holtzman (1972) . . . . .	2.51

## Won-Loss Percentage

Zito (2002) . . . . .	23-5	.821
Welch (1990) . . . . .	27-6	.818
Hunter (1973) . . . . .	21-5	.808
Hudson (2000) . . . . .	20-6	.769
Blue (1971) . . . . .	24-8	.750
Hunter (1972) . . . . .	21-7	.750
Colón (2013) . . . . .	18-6	.750
Dobson (1971) . . . . .	15-5	.750
Mulder (2002) . . . . .	19-7	.731
Davis (1989) . . . . .	19-7	.731

(Min. 20 decisions)

RECORDS

## LONGEST STREAKS BY OAKLAND A'S PITCHERS

### Scoreless

37	August 13 to August 17, 1983
29	June 11 to June 14, 1968
29	August 27 to August 31, 1996
29	April 9 to April 12, 1978
29	May 27 to May 30, 1976
29	June 3 to June 5, 1972
29	July 30 to August 2, 1972
29	July 21 to July 24, 1968

### Homerless

136.2	June 19-July 4, 1974
96.0	June 23-July 4, 1999
92.0	July 28-August 6, 1970
91.2	April 11-21, 1971
83.0	June 24-July 2, 1978
80.0	May 9-20, 1977
77.0	May 21-31, 1977



# ATHLETICS YEAR-BY-YEAR BATTING

Year	AVG.	AB	R	H	2B	3B	HR	RBI	BB	SO	SH	SF	HP	SB	CS	SLG	OBP
1901	.289	4882	805	1409	239	87	35	665	301	344	78		53	173		.395	.337
1902	.287	4762	775	1369	235	67	38	673	343	293	118		38	201		.389	.340
1903	.264	4673	597	1236	227	68	32	502	268	513	101		32	157		.363	.309
1904	.249	5088	557	1266	197	77	31	486	313	605	137		41	137		.336	.298
1905	.255	5146	623	1310	256	51	24	511	376	644	165		34	190		.338	.310
1906	.247	4883	561	1206	213	49	32	489	385		157		43	165		.330	.308
1907	.255	5010	582	1276	220	44	22	485	384		176		27	137		.329	.311
1908	.223	5065	486	1131	183	50	21	392	368		177		37	116		.292	.281
1909	.256	4906	605	1257	186	88	21	498	403		248		64	205		.343	.321
1910	.266	5154	673	1373	191	105	19	541	409		196		47	207		.355	.326
1911	.296	5199	861	1540	237	93	35	692	424		232		65	226		.398	.357
1912	.282	5111	779	1442	204	108	22	620	485		201		38	258		.377	.349
1913	.280	5044	794	1412	223	80	33	660	534	547	174		65	221		.375	.356
1914	.272	5126	749	1392	165	80	29	627	545	517	218		52	231	188	.352	.348
1915	.237	5081	545	1204	183	72	16	440	436	634	137		54	127	89	.311	.304
1916	.242	5010	447	1212	169	65	19	380	406	631	157		30	151		.313	.303
1917	.254	5109	529	1296	177	62	17	457	435	519	205		33	112		.323	.316
1918	.243	4278	412	1039	124	44	22	356	343	485	124		26	83		.308	.303
1919	.244	4730	457	1156	175	71	35	396	349	565	125		30	103		.334	.300
1920	.252	5256	558	1324	220	49	44	470	353	593	169		43	50	67	.338	.304
1921	.274	5465	657	1497	256	64	82	601	424	565	136		29	69	56	.389	.330
1922	.270	5211	705	1409	229	63	111	631	437	591	170		34	60	63	.402	.331
1923	.271	5196	661	1407	229	64	53	577	445	517	172		44	72	62	.370	.334
1924	.281	5184	685	1459	251	59	63	608	374	482	157		38	79	66	.389	.334
1925	.307	5399	831	1659	298	79	76	767	453	432	187		31	67	59	.434	.364
1926	.269	5046	677	1359	259	65	61	619	523	452	238		26	56	46	.383	.341
1927	.303	5296	841	1606	281	70	56	767	551	326	219		30	101	63	.414	.372
1928	.295	5226	829	1540	323	75	89	759	533	442	196		37	59	48	.436	.364
1929	.296	5204	901	1539	288	76	122	845	543	440	214		29	61	38	.451	.365
1930	.294	5345	951	1573	319	74	125	895	599	531	188		31	48	33	.452	.369
1931	.287	5377	858	1544	311	64	118	798	528	543	178		35	25	23	.435	.355
1932	.290	5537	981	1606	303	52	172	923	647	630	94		21	38	23	.457	.366
1933	.285	5330	875	1519	297	57	139	831	625	618	80		15	34	34	.440	.362
1934	.280	5317	764	1491	236	50	144	708	491	584	99		13	57	35	.425	.343
1935	.279	5269	710	1470	243	44	112	671	475	602	86		17	43	35	.406	.341
1936	.269	5373	714	1443	240	60	72	663	524	590	74		19	59	43	.376	.336
1937	.267	5228	699	1398	278	60	94	649	583	557	70		5	95	48	.397	.341
1938	.270	5229	726	1410	243	62	98	686	605	590	78		22	65	53	.396	.348
1939	.271	5309	711	1438	282	55	98	666	503	532	138		15	60	34	.400	.336
1940	.262	5304	703	1391	242	53	105	648	556	656	69		19	48	33	.387	.334
1941	.268	5336	713	1431	240	69	85	660	574	588	76		8	27	36	.387	.340
1942	.249	5285	549	1315	213	46	33	517	440	490	74		23	44	45	.325	.309
1943	.232	5244	497	1219	174	44	26	462	430	465	95		29	55	42	.297	.294
1944	.257	5312	525	1364	169	47	36	475	422	490	121		17	42	32	.327	.314
1945	.245	5296	494	1297	201	37	33	440	449	463	96		19	25	45	.316	.306
1946	.253	5200	529	1317	220	51	40	481	482	594	105		9	39	30	.338	.318
1947	.252	5198	633	1311	218	52	61	581	605	563	144		24	37	33	.349	.333
1948	.260	5181	729	1345	231	47	68	685	726	523	120		22	40	32	.362	.353
1949	.260	5123	726	1331	214	49	82	680	783	493	117		25	36	25	.369	.361
1950	.261	5212	670	1361	204	53	100	627	685	493	73		23	42	25	.378	.349
1951	.262	5277	736	1381	262	43	102	685	677	565	61		34	47	36	.386	.349
1952	.253	5163	664	1305	212	35	89	634	683	561	102		27	52	43	.359	.343
1953	.256	5455	632	1398	205	38	116	588	498	602	51		24	41	24	.372	.321
1954	.236	5206	542	1228	191	41	94	503	504	677	54	31	28	30	29	.342	.305
<b>Phila.</b>	<b>.266</b>	<b>278846</b>	<b>36513</b>	<b>74211</b>	<b>12386</b>	<b>3308</b>	<b>3502</b>	<b>32670</b>	<b>26237</b>		<b>7327</b>		<b>1674</b>	<b>5003</b>		<b>.372</b>	<b>.333</b>

Year	AVG.	AB	R	H	2B	3B	HR	RBI	BB	SO	SH	SF	HP	SB	CS	SLG	OBP
1955	.261	5335	638	1395	189	46	121	593	463	725	57	34	26	22	36	.382	.322
1956	.252	5256	619	1325	204	41	112	581	480	727	67	37	20	40	30	.370	.315
1957	.244	5170	563	1262	195	40	166	535	364	760	62	36	24	35	27	.394	.295
1958	.247	5261	642	1297	196	50	138	605	452	747	64	43	25	22	36	.381	.307
1959	.263	5264	681	1383	231	43	117	638	481	780	69	38	33	34	24	.390	.326
1960	.249	5226	615	1303	212	34	110	566	513	744	75	32	12	16	11	.366	.316
1961	.247	5423	683	1342	216	47	90	632	580	772	89	47	25	58	22	.354	.320
1962	.263	5576	745	1467	220	58	116	691	556	803	78	50	42	76	21	.386	.332
1963	.247	5495	615	1356	225	38	95	582	529	829	77	46	25	47	26	.353	.313
1964	.239	5524	621	1321	216	29	166	594	548	1104	53	25	42	34	20	.379	.311
1965	.240	5393	585	1294	186	59	110	546	521	1020	74	35	35	110	51	.358	.309
1966	.236	5328	564	1259	212	56	70	509	421	982	71	27	26	132	50	.337	.294
1967	.233	5349	533	1244	212	50	69	481	452	1019	59	36	42	132	59	.330	.296
<b>K.C.</b>	<b>.248</b>	<b>69600</b>	<b>8104</b>	<b>17248</b>	<b>2714</b>	<b>591</b>	<b>1480</b>	<b>7553</b>	<b>6360</b>	<b>11012</b>	<b>895</b>	<b>486</b>	<b>377</b>	<b>758</b>	<b>413</b>	<b>.368</b>	<b>.312</b>
1968	.240	5406	569	1300	192	40	94	522	472	1022	78	35	35	147	61	.343	.304
1969	.249	5614	740	1400	210	28	148	680	617	953	74	35	63	100	39	.376	.328
1970	.249	5376	678	1338	208	24	171	630	584	977	73	36	36	131	68	.392	.325
1971	.252	5494	691	1383	195	25	160	642	542	1018	80	38	37	80	53	.384	.321
1972	.240	5200	604	1248	195	29	134	565	463	886	100	36	47	87	48	.366	.306
1973	.260	5507	758	1441	216	28	147	714	595	919	67	53	35	128	57	.389	.333
1974	.247	5331	689	1315	205	37	132	637	568	876	60	51	38	164	93	.373	.321
1975	.254	5415	758	1376	220	33	151	703	609	846	74	35	51	183	82	.391	.333
1976	.246	5353	686	1319	208	33	113	625	592	818	58	58	45	341	123	.361	.323
1977	.240	5358	605	1284	176	37	117	548	516	910	64	46	36	176	89	.352	.308
1978	.245	5321	532	1304	200	31	100	492	433	800	108	27	25	144	117	.351	.303
1979	.239	5348	573	1276	188	32	108	541	482	751	75	46	20	104	69	.346	.302
1980	.259	5495	686	1424	212	35	137	635	506	824	99	41	19	175	82	.385	.322
1981	.247	3677	458	910	119	26	104	430	342	647	46	32	16	98	47	.379	.312
1982	.236	5448	691	1286	211	27	149	659	582	948	50	54	20	232	87	.367	.309
1983	.262	5516	708	1447	237	28	121	662	524	872	55	62	31	235	98	.381	.326
1984	.259	5457	738	1415	257	29	158	697	568	871	37	77	22	145	64	.404	.327
1985	.264	5581	757	1475	230	34	155	690	508	861	63	47	16	117	58	.401	.325
1986	.252	5435	731	1370	213	25	163	683	553	983	56	51	32	139	61	.390	.322
1987	.260	5511	806	1432	263	33	199	761	593	1056	50	48	36	140	63	.428	.333
1988	.263	5602	800	1474	251	22	156	752	580	926	54	55	65	129	54	.399	.336
1989	.261	5416	712	1414	220	25	127	659	562	855	36	62	34	157	55	.381	.331
1990	.254	5433	733	1379	209	22	164	693	651	992	60	48	46	141	54	.391	.336
1991	.248	5410	760	1342	246	19	159	716	642	981	41	49	50	151	64	.389	.331
1992	.258	5387	745	1389	219	24	142	693	707	831	72	59	49	143	59	.386	.346
1993	.254	5543	715	1408	260	21	158	679	622	1048	46	49	33	131	59	.394	.330
1994	.260	3885	549	1009	178	13	113	515	417	686	24	51	18	91	39	.399	.330
1995	.264	4916	730	1296	228	18	169	694	565	911	32	58	45	112	46	.420	.341
1996	.265	5630	861	1492	283	21	243	823	640	1114	35	39	58	58	35	.452	.344
1997	.260	5589	764	1451	274	23	197	714	642	1181	49	40	49	71	36	.423	.339
1998	.257	5490	804	1413	295	13	149	755	633	1122	58	46	55	131	47	.397	.338
1999	.259	5519	893	1430	287	20	235	845	770	1129	39	41	71	70	37	.446	.355
2000	.270	5560	947	1501	281	23	239	908	750	1159	26	44	52	40	15	.458	.360
2001	.264	5573	884	1469	334	22	199	835	640	1021	25	59	88	68	29	.439	.345
2002	.261	5558	800	1450	279	28	205	772	609	1008	20	36	68	46	20	.432	.339
2003	.254	5497	768	1398	317	24	176	742	556	898	22	53	59	48	14	.417	.327
2004	.270	5728	793	1545	336	15	189	752	608	1061	25	43	55	47	22	.433	.343
2005	.262	5627	772	1476	310	20	155	739	537	819	19	40	52	31	22	.407	.330
2006	.260	5500	771	1429	266	22	175	735	650	976	25	56	50	61	20	.412	.340
2007	.256	5577	741	1430	295	16	171	711	664	1119	18	56	49	52	20	.407	.338
2008	.242	5451	646	1318	270	23	125	610	574	1226	30	35	48	88	21	.369	.318
2009	.262	5584	759	1464	307	21	135	723	527	1046	31	54	50	133	48	.397	.328
2010	.256	5448	663	1396	276	30	109	619	527	1061	43	51	47	156	38	.378	.324
2011	.244	5452	645	1330	280	29	114	612	509	1094	34	57	50	117	43	.369	.311
2012	.238	5527	713	1315	267	32	195	676	550	1387	27	34	45	122	32	.404	.310
2013	.254	5521	767	1403	301	25	186	725	573	1178	21	49	45	74	28	.419	.327
<b>Oak.</b>	<b>.254</b>	<b>248266</b>	<b>33193</b>	<b>63154</b>	<b>11224</b>	<b>1185</b>	<b>7146</b>	<b>31213</b>	<b>26354</b>	<b>44667</b>	<b>2279</b>	<b>2172</b>	<b>1991</b>	<b>5534</b>	<b>2416</b>	<b>.395</b>	<b>.328</b>

Year	AVG.	AB	R	H	2B	3B	HR	RBI	BB	SH	HP	SB	SLG	OBP
<b>Totals</b>	<b>.259</b>	<b>596712</b>	<b>77810</b>	<b>154613</b>	<b>26324</b>	<b>5084</b>	<b>12128</b>	<b>71436</b>	<b>58951</b>	<b>10501</b>	<b>4042</b>	<b>11295</b>	<b>.381</b>	<b>.329</b>

# ATHLETICS YEAR-BY-YEAR PITCHING

Year	ERA	CG	SV	SHO	IP	H	R	ER	HR	BB	SO	HB	WP	OPP. AVG.
1901	4.00	124		6	1200.2	1346	761	534	20	374	350	59	40	.280
1902	3.29	114		5	1216.1	1292	636	444	33	368	455	63	29	.273
1903	2.98	112		10	1207.1	1124	519	400	20	315	728	71	38	.249
1904	2.35	136		26	1361.1	1149	503	355	13	366	887	63	23	.227
1905	2.19	117		19	1383.1	1137	492	337	21	409	895	63	40	.228
1906	2.60	107		19	1322.0	1135	543	382	9	425	749	57	30	.235
1907	2.35	106		27	1354.2	1106	511	353	13	378	789	67	36	.222
1908	2.56	102		23	1400.1	1194	562	398	10	410	741	53	46	.235
1909	1.93	110		27	1378.0	1069	408	296	9	386	728	62	31	.218
1910	1.79	123		24	1421.2	1103	441	282	8	450	789	55	42	.221
1911	3.01	97		13	1375.2	1343	601	460	17	487	739	81	34	.265
1912	3.32	95		11	1357.0	1273	658	501	12	518	601	57	30	.258
1913	3.19	69		17	1351.1	1200	592	479	24	532	630	39	48	.229
1914	2.78	89		24	1404.0	1264	529	433	18	521	720	28	37	.249
1915	4.29	78		6	1348.1	1358	888	643	22	827	588	57	68	.278
1916	3.92	94		11	1343.2	1311	776	585	26	715	575	31	53	.267
1917	3.27	80		8	1365.2	1310	691	496	23	562	516	23	37	.250
1918	3.22	80		13	1156.0	1106	538	413	13	486	277	35	20	.264
1919	4.26	72		1	1239.1	1371	742	587	44	503	417	29	25	.290
1920	3.93	79		6	1380.1	1612	834	602	56	461	423	40	27	.300
1921	4.61	75		2	1400.1	1645	894	717	85	548	431	32	34	.300
1922	4.59	73		4	1362.1	1573	830	695	107	469	373	32	22	.297
1923	4.08	65		7	1364.2	1465	761	619	68	550	400	23	23	.280
1924	4.39	68		8	1345.0	1527	778	656	43	597	371	28	19	.292
1925	3.87	61		8	1381.2	1468	713	594	60	544	495	36	30	.276
1926	3.00	62		10	1346.0	1362	570	448	38	451	571	31	22	.268
1927	3.97	66		8	1384.0	1467	726	611	65	442	553	36	18	.278
1928	3.36	81		15	1367.2	1349	615	511	66	424	607	22	19	.256
1929	3.44	70		9	1357.0	1371	615	519	73	487	573	15	28	.264
1930	4.28	72		8	1371.0	1457	751	652	84	488	672	20	25	.274
1931	3.47	97		12	1365.1	1342	626	526	73	457	574	9	20	.258
1932	4.45	95		10	1386.0	1477	752	686	112	511	595	18	21	.271
1933	4.81	69		6	1343.2	1523	853	718	77	644	423	17	33	.283
1934	5.01	68		8	1337.0	1429	838	745	84	693	480	23	33	.275
1935	5.12	58		7	1326.1	1486	869	754	73	704	469	25	35	.285
1936	6.08	68		3	1352.1	1645	1045	913	131	696	405	24	67	.300
1937	4.85	65		6	1335.0	1490	854	720	105	613	469	17	40	.281
1938	5.48	56		4	1324.0	1573	956	806	142	599	473	18	28	.292
1939	5.79	50		6	1342.2	1687	1022	864	148	579	397	19	35	.307
1940	5.22	72		4	1345.0	1543	932	780	135	534	488	15	40	.283
1941	4.83	64		3	1365.1	1516	840	733	136	557	386	18	46	.279
1942	4.45	67		5	1374.2	1404	801	679	89	639	546	21	35	.263
1943	4.05	73		5	1394.0	1421	717	627	73	536	503	35	24	.265
1944	3.26	72		10	1397.1	1345	594	506	58	390	534	31	30	.252
1945	3.62	65		11	1381.0	1380	638	556	55	571	531	22	18	.262
1946	3.90	61		10	1342.2	1371	680	582	83	577	562	25	13	.264
1947	3.51	70		12	1391.1	1291	614	543	85	597	493	14	14	.247
1948	4.43	74		7	1368.2	1456	735	673	86	638	486	15	35	.275
1949	4.23	85		9	1365.0	1359	725	642	105	758	490	19	33	.263
1950	5.49	50		3	1346.1	1528	913	821	138	729	466	31	39	.287
1951	4.47	52		7	1358.0	1421	745	674	109	569	437	32	30	.272
1952	4.15	73		11	1384.1	1402	723	639	113	526	562	35	21	.263
1953	4.67	51		7	1409.0	1475	799	731	121	594	566	57	51	.271
1954	5.18	49		3	1371.1	1523	875	789	141	685	555	39	40	.285
<b>Phila.</b>	<b>3.91</b>	<b>4281</b>		<b>544</b>	<b>72953.0</b>	<b>74574</b>	<b>38624</b>	<b>31709</b>	<b>3572</b>	<b>28889</b>	<b>29533</b>	<b>1887</b>	<b>1755</b>	

Year	ERA	CG	SV	SHO	IP	H	R	ER	HR	BB	SO	HB	WP	OPP. AVG.
1955	5.35	29		9	1382.0	1486	911	822	175	707	572	42	36	.278
1956	4.86	30		3	1370.1	1424	831	740	187	679	636	42	38	.271
1957	4.19	26		6	1369.2	1344	710	637	153	565	626	25	45	.260
1958	4.15	42		9	1398.1	1405	713	645	150	467	721	28	31	.262
1959	4.35	44		8	1360.2	1452	760	658	148	492	703	46	41	.274
1960	4.38	44		4	1374.0	1428	756	668	160	525	664	43	37	.271
1961	4.74	32		5	1415.0	1519	863	746	141	629	703	53	58	.275
1962	4.79	32		4	1434.0	1450	837	764	199	655	825	42	63	.263
1963	3.92	35		11	1458.0	1417	704	635	156	540	887	44	43	.256
1964	4.71	18		6	1455.2	1516	836	761	220	614	966	54	55	.269
1965	4.24	18		7	1433.0	1399	755	675	161	574	882	39	67	.256
1966	3.56	19		11	1435.0	1281	648	567	106	630	854	39	52	.241
1967	3.68	26		10	1428.0	1265	660	584	125	558	990	37	44	.238
<b>K.C.</b>	<b>4.37</b>	<b>395</b>		<b>93</b>	<b>18313.2</b>	<b>18386</b>	<b>9984</b>	<b>8902</b>	<b>2081</b>	<b>7635</b>	<b>10029</b>	<b>534</b>	<b>610</b>	
1968	2.94	45		18	1455.2	1220	544	476	124	505	997	31	55	.227
1969	3.71	42	36	14	1480.2	1356	678	611	163	586	887	39	55	.245
1970	3.30	33	40	15	1442.2	1253	593	529	134	542	858	34	56	.234
1971	3.05	57	36	18	1469.1	1229	564	498	131	501	999	33	37	.228
1972	2.58	42	43	23	1417.2	1170	457	406	96	418	862	19	29	.226
1973	3.29	46	41	16	1457.1	1311	615	532	143	494	797	30	52	.241
1974	2.95	49	28	12	1439.2	1322	551	472	90	430	755	25	27	.246
1975	3.27	36	44	10	1448.0	1267	606	526	102	523	784	37	47	.236
1976	3.26	39	29	15	1459.1	1412	598	528	96	415	711	30	40	.255
1977	4.04	32	25	4	1436.2	1459	749	645	145	560	788	24	55	.265
1978	3.62	26	29	11	1433.1	1401	690	577	106	582	750	26	37	.259
1979	4.75	41	20	4	1429.1	1606	860	754	147	654	726	49	72	.288
1980	3.46	94	13	9	1471.2	1347	642	566	142	521	769	31	51	.244
1981	3.30	60	10	11	993.0	883	403	364	80	370	505	28	30	.240
1982	4.54	42	22	6	1456.0	1506	819	735	177	648	697	30	58	.268
1983	4.35	22	33	12	1454.1	1462	782	703	135	626	719	31	43	.263
1984	4.48	15	44	6	1430.0	1554	796	712	155	592	695	35	47	.278
1985	4.41	10	41	6	1453.0	1451	787	712	172	607	785	25	48	.259
1986	4.31	22	37	8	1433.0	1334	760	686	166	667	937	34	62	.247
1987	4.32	18	40	6	1445.2	1442	789	694	176	531	1042	36	52	.258
1988	3.44	22	64	9	1489.1	1376	620	569	116	553	983	29	62	.247
1989	3.09	17	57	20	1448.1	1287	576	497	103	510	930	28	71	.239
1990	3.18	18	64	16	1456.0	1287	570	514	123	494	831	27	50	.238
1991	4.57	14	49	10	1444.1	1425	776	734	155	655	892	55	60	.260
1992	3.73	8	58	9	1447.0	1396	672	599	129	601	843	41	67	.256
1993	4.90	8	42	2	1452.1	1551	846	791	157	680	864	49	39	.276
1994	4.80	12	23	9	1003.1	979	589	535	128	510	732	34	42	.257
1995	4.93	8	34	4	1273.0	1320	761	698	153	556	890	53	56	.269
1996	5.20	7	34	5	1456.1	1638	900	841	205	644	884	52	60	.287
1997	5.48	2	38	1	1445.1	1734	946	880	197	642	953	64	51	.301
1998	4.81	12	39	4	1434.0	1555	866	766	179	529	922	56	68	.276
1999	4.69	6	48	5	1438.1	1537	846	750	160	569	967	54	57	.274
2000	4.58	7	43	11	1435.1	1535	813	730	158	615	963	48	46	.274
2001	3.59	13	44	9	1463.1	1384	645	583	153	440	1117	46	42	.249
2002	3.68	9	48	19	1452.0	1391	654	593	135	474	1021	62	40	.252
2003	3.63	16	48	14	1441.2	1336	643	582	140	499	1018	54	41	.246
2004	4.17	10	35	8	1471.1	1466	742	682	164	544	1034	68	39	.262
2005	3.69	9	38	12	1450.1	1315	658	594	154	504	1075	60	41	.241
2006	4.21	5	54	11	1451.2	1525	727	679	162	529	1003	55	43	.272
2007	4.28	4	36	9	1448.0	1468	758	689	138	530	1036	43	52	.263
2008	4.01	4	33	7	1435.0	1364	690	640	135	576	1061	54	30	.253
2009	4.26	2	38	10	1447.1	1486	761	685	156	523	1124	36	43	.265
2010	3.56	7	38	17	1431.2	1315	626	566	153	512	1070	38	42	.245
2011	3.71	6	39	12	1447.2	1380	679	597	136	519	1160	41	53	.250
2012	3.48	1	47	13	1470.0	1360	614	569	147	462	1136	46	40	.245
2013	3.56	6	46	13	1452.0	1339	625	574	163	428	1183	35	56	.242
<b>Oak.</b>	<b>3.93</b>	<b>1004</b>	<b>1748</b>	<b>483</b>	<b>65591.1</b>	<b>63734</b>	<b>31886</b>	<b>28663</b>	<b>6579</b>	<b>24870</b>	<b>41755</b>	<b>1855</b>	<b>2244</b>	

Year	ERA	CG	SHO	IP	H	R	ER	HR	BB	SO	HB	WP
<b>Totals</b>	<b>3.97</b>	<b>5680</b>	<b>1120</b>	<b>156858.0</b>	<b>156694</b>	<b>80494</b>	<b>69274</b>	<b>12232</b>	<b>61394</b>	<b>81317</b>	<b>4276</b>	<b>4609</b>

# ATHLETICS YEAR-BY-YEAR FIELDING

Year	AVG.	G	PO	A	E	TC	DP	TP	PB
1901	.942	137	3600	1903	337	5840	93	0	23
1902	.953	137	3646	1819	270	5735	75	0	13
1903	.960	137	3618	1613	217	5448	66	0	20
1904	.959	155	4080	1835	250	6165	67	0	21
1905	.957	152	4101	1746	265	6112	64	0	21
1906	.955	149	3941	1728	267	5936	86	1	17
1907	.958	150	4046	1959	263	6268	67	0	14
1908	.957	157	4158	1886	272	6316	68	1	20
1909	.961	153	4105	1894	245	6244	92	1	14
1910	.965	155	4255	2001	230	6486	117	0	10
1911	.964	152	4121	1896	225	6242	100	0	14
1912	.959	153	4100	2023	263	6386	115	0	17
1913	.966	153	4048	1958	212	6218	108	1	13
1914	.966	158	4198	1938	213	6349	116	1	25
1915	.947	154	4044	2023	338	6405	118	0	17
1916	.951	154	4021	2126	314	6461	126	0	19
1917	.961	154	4078	2064	251	6393	106	0	17
1918	.959	130	3458	1850	228	5536	136	0	7
1919	.956	140	3702	1902	257	5861	96	1	9
1920	.959	156	4120	2173	266	6559	125	0	13
1921	.958	155	4182	2005	274	6461	144	0	14
1922	.966	155	4072	1978	215	6265	118	1	16
1923	.964	153	4064	1935	221	6220	127	1	23
1924	.971	152	4025	1943	180	6148	157	0	12
1925	.966	153	4117	1931	211	6259	148	0	13
1926	.972	150	4041	1869	171	6081	131	1	10
1927	.970	155	4161	1897	190	6248	124	1	10
1928	.970	153	4107	1728	181	6016	124	0	10
1929	.975	151	4065	1587	146	5798	117	0	10
1930	.976	154	4127	1651	145	5923	121	0	11
1931	.976	153	4088	1614	141	5843	151	0	10
1932	.979	154	4160	1736	124	6020	142	0	15
1933	.966	152	4032	1750	203	5985	121	0	9
1934	.967	153	4012	1809	196	6017	166	0	12
1935	.967	149	3964	1690	190	5844	150	0	11
1936	.965	154	4061	1773	209	6043	152	0	21
1937	.967	154	4002	1725	198	5925	150	0	15
1938	.965	154	3964	1637	206	5807	119	0	15
1939	.965	153	4028	1678	210	5916	131	0	14
1940	.960	154	4035	1667	238	5940	131	0	15
1941	.967	154	4095	1733	200	6028	150	0	20
1942	.968	154	4062	1678	188	5928	124	0	23
1943	.973	155	4180	1741	162	6083	148	0	19
1944	.971	155	4192	1745	176	6113	127	0	12
1945	.973	153	4140	1903	168	6211	160	0	9
1946	.971	155	4028	1594	167	5789	141	1	7
1947	.976	156	4174	1689	143	6006	161	0	5
1948	.981	154	4108	1710	113	5931	180	1	7
1949	.976	154	4102	1710	140	5952	217	0	10
1950	.974	154	4033	1732	155	5920	208	0	9
1951	.978	154	4073	1849	136	6058	204	0	12
1952	.977	155	4150	1766	140	6056	148	0	11
1953	.977	157	4218	1710	137	6065	161	0	15
1954	.971	156	4104	1655	169	5928	163	0	12
<b>Phila.</b>	<b>.966</b>	<b>8213</b>	<b>218406</b>	<b>98155</b>	<b>11226</b>	<b>327787</b>	<b>6957</b>	<b>12</b>	<b>761</b>

Year	AVG.	G	PO	A	E	TC	DP	TP	PB
1955	.976	155	4142	1729	146	6017	174	0	14
1956	.973	154	4111	1785	166	6062	187	0	19
1957	.979	154	4108	1720	125	5953	162	0	22
1958	.979	156	4196	1730	125	6051	166	0	34
1959	.973	154	4086	1669	160	5915	156	0	15
1960	.979	155	4122	1666	127	5915	149	0	17
1961	.972	162	4260	1755	175	6190	160	0	17
1962	.979	162	4294	1724	132	6150	131	0	25
1963	.980	162	4373	1722	127	6222	131	0	11
1964	.974	163	4361	1669	158	6188	152	0	18
1965	.977	162	4300	1620	139	6059	142	0	20
1966	.977	160	4320	1646	139	6105	154	1	20
1967	.978	161	4279	1533	132	5944	120	0	17
<b>K.C.</b>	<b>.977</b>	<b>2060</b>	<b>54952</b>	<b>21968</b>	<b>1851</b>	<b>78771</b>	<b>1984</b>	<b>1</b>	<b>249</b>
1968	.977	163	4367	1659	145	6171	136	0	20
1969	.979	162	4442	1788	136	6366	162	0	26
1970	.977	162	4328	1680	141	6149	152	0	12
1971	.981	161	4408	1660	117	6185	157	0	17
1972	.979	155	4253	1689	130	6072	146	0	13
1973	.978	162	4372	1710	137	6219	170	0	9
1974	.977	162	4319	1704	141	6164	154	0	10
1975	.977	162	4344	1686	143	6173	140	0	13
1976	.977	161	4378	1821	144	6343	130	0	11
1977	.970	161	4310	1762	190	6262	136	0	12
1978	.971	162	4300	1626	179	6105	145	0	10
1979	.972	162	4288	1718	174	6180	137	3	15
1980	.979	162	4415	1631	130	6176	115	0	9
1981	.980	109	2979	1080	81	4140	74	1	2
1982	.974	162	4368	1647	160	6175	140	0	8
1983	.974	162	4363	1602	157	6122	157	1	14
1984	.975	162	4290	1508	146	5944	159	0	9
1985	.977	162	4359	1566	140	6065	136	0	19
1986	.978	162	4299	1596	135	6030	120	0	16
1987	.977	162	4337	1649	142	6128	123	0	18
1988	.983	162	4468	1629	105	6202	151	0	10
1989	.979	162	4345	1640	129	6114	159	0	13
1990	.986	162	4368	1630	87	6085	152	0	14
1991	.982	162	4333	1608	107	6048	150	0	8
1992	.979	162	4341	1576	125	6042	158	0	8
1993	.982	162	4357	1625	111	6093	161	0	15
1994	.979	114	3010	1122	88	4220	105	0	5
1995	.981	144	3819	1486	102	5407	151	0	4
1996	.984	162	4369	1778	103	6250	195	1	11
1997	.980	162	4336	1765	122	6223	170	0	5
1998	.977	162	4302	1654	141	6097	155	0	13
1999	.980	162	4315	1700	122	6137	166	0	18
2000	.978	161	4306	1726	134	6166	164	1	8
2001	.980	162	4390	1756	125	6271	151	0	4
2002	.984	162	4356	1798	102	6256	144	0	9
2003	.983	162	4325	1779	107	6211	145	0	9
2004	.986	162	4414	1809	91	6314	172	0	14
2005	.986	162	4351	1649	88	6088	166	0	5
2006	.986	162	4355	1626	84	6065	173	0	10
2007	.985	162	4344	1687	90	6121	153	0	16
2008	.984	161	4305	1573	98	5976	169	0	8
2009	.983	162	4342	1592	105	6039	155	0	5
2010	.984	162	4295	1704	99	6098	147	0	8
2011	.979	162	4343	1529	124	5996	145	0	6
2012	.982	162	4410	1568	111	6089	135	1	12
2013	.983	162	4356	1377	97	5830	112	0	15
<b>Oak.</b>	<b>.980</b>	<b>7322</b>	<b>196774</b>	<b>75168</b>	<b>5665</b>	<b>277607</b>	<b>6793</b>	<b>8</b>	<b>516</b>
Year	AVG.	G	PO	A	E	TC	DP	TP	PB
<b>Totals</b>	<b>.973</b>	<b>17595</b>	<b>470132</b>	<b>195291</b>	<b>18742</b>	<b>684165</b>	<b>15734</b>	<b>21</b>	<b>1526</b>

# ATHLETICS YEAR-BY-YEAR BATTING LEADERS

## Batting Average

<b>1901 Lajoie</b> . . . . . <b>.426</b>
1902 Cross . . . . . .339
1903 Seybold . . . . . .299
1904 Davis . . . . . .308
1905 Davis . . . . . .284
1906 Seybold . . . . . .316
1907 Nicholls . . . . . .302
1908 Collins . . . . . .273
1909 Collins . . . . . .346
1910 Collins . . . . . .322
1911 Collins . . . . . .365
1912 Collins . . . . . .348
1913 Collins . . . . . .345
1914 Collins . . . . . .344
1915 McInnis . . . . . .314
1916 Strunk . . . . . .316
1917 McInnis . . . . . .303
1918 Burns . . . . . .352
1919 Burns . . . . . .296
1920 Dugan . . . . . .322
1921 Witt . . . . . .315
1922 Miller . . . . . .336
1923 Hauser . . . . . .307
1924 Miller . . . . . .342
1925 Simmons . . . . . .384
1926 Simmons . . . . . .343
1927 Simmons . . . . . .392
1928 Simmons . . . . . .351
1929 Simmons . . . . . .365
<b>1930 Simmons</b> . . . . . <b>.381</b>
<b>1931 Simmons</b> . . . . . <b>.390</b>
1932 Foxx . . . . . .364
<b>1933 Foxx</b> . . . . . <b>.356</b>
1934 Foxx . . . . . .334
1935 Foxx . . . . . .346
1936 Moses . . . . . .345
1937 Moses . . . . . .320
1938 Johnson . . . . . .313
1939 Johnson . . . . . .338
1940 Moses . . . . . .309
1941 Siebert . . . . . .334
1942 Johnson . . . . . .291
1943 Estalella . . . . . .259
1944 Siebert . . . . . .306
1945 Estalella . . . . . .299
1946 Rosar . . . . . .283
1947 McCosky . . . . . .328
1948 McCosky . . . . . .326
1949 Valo . . . . . .283
1950 Lehner . . . . . .309
<b>1951 Fain</b> . . . . . <b>.344</b>
<b>1952 Fain</b> . . . . . <b>.327</b>
1953 Philley . . . . . .303
1954 Finigan . . . . . .302
1955 Power . . . . . .319
1956 Power . . . . . .309
1957 Lopez . . . . . .294
1958 Cerv . . . . . .305
1959 Tuttle . . . . . .300
1960 Siebern . . . . . .279
1961 Siebern . . . . . .296
1962 Siebern . . . . . .308

1963 Causey . . . . . .280
1964 Causey . . . . . .281
1965 Campaneris . . . . . .270
1966 Cater . . . . . .292
1967 Cater . . . . . .270
1968 Cater . . . . . .290
1969 Bando . . . . . .281
1970 Campaneris . . . . . .279
1971 Jackson . . . . . .277
1972 Rudi . . . . . .305
1973 Jackson . . . . . .293
1974 Rudi . . . . . .293
1975 Washington . . . . . .308
1976 North . . . . . .276
1977 Page . . . . . .307
1978 Page . . . . . .285
1979 Revering . . . . . .288
1980 Henderson . . . . . .303
1981 Henderson . . . . . .319
1982 Henderson . . . . . .267
1983 Henderson . . . . . .292
1984 Lansford . . . . . .300
1985 Davis . . . . . .287
1986 Griffin . . . . . .285
1987 McGwire . . . . . .289
1988 Canseco . . . . . .307
1989 Lansford . . . . . .336
1990 R. Henderson . . . . . .325
1991 Baines . . . . . .295
1992 Bordick . . . . . .300
1993 Gates . . . . . .290
1994 Berroa . . . . . .306
1995 Henderson . . . . . .300
1996 McGwire . . . . . .312
1997 Giambi . . . . . .293
1998 Giambi . . . . . .295
1999 Giambi . . . . . .315
2000 Giambi . . . . . .333
2001 Giambi . . . . . .342
2002 Tejada . . . . . .308
2003 Chavez . . . . . .282
2004 Durazo . . . . . .321
2005 Ellis . . . . . .316
2006 Payton . . . . . .296
2007 Stewart . . . . . .290
2008 Suzuki . . . . . .279
2009 Sweeney . . . . . .293
2010 Ellis . . . . . .291
2011 Pennington . . . . . .264
2012 Céspedes . . . . . .292
2013 Donaldson . . . . . .301

## Games

1901 Fultz . . . . . .132
1902 four players tied 137
1903 four players tied 137
1904 Cross . . . . . .155
1905 Murphy . . . . . .150
1906 Davis . . . . . .145
1907 Davis . . . . . .149
1908 Nicholls . . . . . .150
1909 Collins . . . . . .153
1910 Collins . . . . . .153

1911 Baker . . . . . .148
1912 Collins . . . . . .153
McInnis . . . . . .153
1913 Baker . . . . . .149
1914 Collins . . . . . .152
1915 Strunk . . . . . .132
1916 Strunk . . . . . .150
1917 McInnis . . . . . .150
1918 Burns . . . . . .130
1919 Burns . . . . . .126
1920 Walker . . . . . .149
1921 Dykes . . . . . .155
1922 Galloway . . . . . .155
1923 Hauser . . . . . .146
1924 Simmons . . . . . .152
1925 Simmons . . . . . .153
1926 Simmons . . . . . .147
1927 Cobb . . . . . .134
1928 Miller . . . . . .139
1929 Foxx . . . . . .149
1930 Miller . . . . . .154
1931 Foxx . . . . . .139
1932 Foxx . . . . . .154
Simmons . . . . . .154
1933 Cramer . . . . . .152
Higgins . . . . . .152
1934 Cramer . . . . . .153
1935 Cramer . . . . . .149
1936 Johnson . . . . . .153
1937 Moses . . . . . .154
1938 Johnson . . . . . .152
1939 Johnson . . . . . .150
1940 Siebert . . . . . .154
1941 Johnson . . . . . .149
1942 Siebert . . . . . .153
1943 Hall . . . . . .151
1944 Hayes . . . . . .155
1945 Hall . . . . . .151
1946 Chapman . . . . . .146
1947 Joost . . . . . .151
1948 Majeski . . . . . .148
Suder . . . . . .148
1949 Chapman . . . . . .154
1950 Fain . . . . . .151
1951 Joost . . . . . .140
1952 Philley . . . . . .151
1953 Philley . . . . . .157
1954 DeMaestri . . . . . .146
1955 Finigan . . . . . .150
1956 Lopez . . . . . .151
1957 DeMaestri . . . . . .135
1958 Lopez . . . . . .151
1959 Williams . . . . . .130
1960 Tuttle . . . . . .151
1961 Howser . . . . . .158
1962 Siebern . . . . . .162
1963 Charles . . . . . .158
1964 Colavito . . . . . .160
1965 Harrelson . . . . . .150
Hershberger . . . . . .150
1966 Hershberger . . . . . .146
1967 Campaneris . . . . . .147
<b>1968 Bando</b> . . . . . <b>.162</b>

<b>1969 Bando</b> . . . . . <b>.162</b>
1970 Bando . . . . . .155
1971 Bando . . . . . .153
1972 Bando . . . . . .152
<b>1973 Bando</b> . . . . . <b>.162</b>
1974 Rudi . . . . . .158
Tenace . . . . . .158
<b>1975 Bando</b> . . . . . <b>.160</b>
<b>Garner</b> . . . . . <b>.160</b>
1976 Garner . . . . . .159
1977 Sanguillen . . . . . .152
1978 Revering . . . . . .152
1979 Newman . . . . . .143
1980 Murphy . . . . . .159
<b>1981 Armas</b> . . . . . <b>.109</b>
1982 Murphy . . . . . .151
1983 Phillips . . . . . .148
1984 Phillips . . . . . .154
1985 Griffin . . . . . .162
1986 Griffin . . . . . .162
1987 Canseco . . . . . .159
1988 Canseco . . . . . .158
1989 D. Henderson . . . . . .152
1990 McGwire . . . . . .156
1991 Gallego . . . . . .159
1992 Bordick . . . . . .154
1993 Bordick . . . . . .159
1994 Bordick . . . . . .114
1995 Berroa . . . . . .141
1996 Bordick . . . . . .155
1997 Spiezio . . . . . .147
1998 Grieve . . . . . .155
1999 Tejada . . . . . .159
2000 Tejada . . . . . .160
<b>2001 Long</b> . . . . . <b>.162</b>
<b>Tejada</b> . . . . . <b>.162</b>
<b>2002 Long</b> . . . . . <b>.162</b>
<b>Tejada</b> . . . . . <b>.162</b>
2003 Tejada . . . . . .162
2004 Hatteberg . . . . . .152
2005 Chavez . . . . . .160
2006 Swisher . . . . . .157
2007 Ellis . . . . . .150
Swisher . . . . . .150
2008 Cust . . . . . .148
Suzuki . . . . . .148
2009 Cust . . . . . .149
2010 Barton . . . . . .159
2011 Pennington . . . . . .148
2012 Reddick . . . . . .156
2013 Donaldson . . . . . .158

## At Bats

1901 Fultz . . . . . .561
1902 Cross . . . . . .558
1903 Cross . . . . . .554
1904 Cross . . . . . .607
1905 Davis . . . . . .602
1906 Davis . . . . . .551
1907 Davis . . . . . .582
1908 Nicholls . . . . . .550
1909 Collins . . . . . .572
1910 Collins . . . . . .583



1911 Baker . . . . .	592	1977 Sanguillen . . . . .	571	1926 Simmons . . . . .	90	1992 McGwire . . . . .	87
1912 Baker . . . . .	577	1978 Revering . . . . .	521	1927 Cobb . . . . .	104	1993 R. Henderson . . . .	77
1913 Baker . . . . .	565	1979 Newman . . . . .	516	1928 Bishop . . . . .	104	Sierra . . . . .	77
1914 McInnis . . . . .	576	1980 Armas . . . . .	628	1929 Foxx . . . . .	123	1994 Javier . . . . .	75
1915 Lajoie . . . . .	490	1981 Armas . . . . .	440	<b>1930 Simmons . . . . .</b>	<b>152</b>	1995 Berroa . . . . .	87
1916 Witt . . . . .	563	1982 Murphy . . . . .	543	1931 Bishop . . . . .	115	1996 McGwire . . . . .	104
1917 McInnis . . . . .	567	1983 Henderson . . . . .	513	<b>1932 Foxx . . . . .</b>	<b>151</b>	1997 Giambi . . . . .	66
1918 Burns . . . . .	505	1984 Lansford . . . . .	597	1933 Foxx . . . . .	125	1998 Henderson . . . . .	101
1919 Burns . . . . .	470	1985 Griffin . . . . .	614	1934 Foxx . . . . .	120	1999 Giambi . . . . .	115
1920 Walker . . . . .	585	1986 Canseco . . . . .	600	1935 Foxx . . . . .	118	2000 Giambi . . . . .	108
1921 Johnson . . . . .	613	1987 Canseco . . . . .	630	1936 Finney . . . . .	100	2001 Giambi . . . . .	109
1922 Galloway . . . . .	571	1988 Canseco . . . . .	610	1937 Moses . . . . .	113	2002 Tejada . . . . .	108
1923 Hauser . . . . .	537	1989 D. Henderson . . . . .	579	1938 Johnson . . . . .	114	2003 Tejada . . . . .	98
1924 Simmons . . . . .	594	1990 McGwire . . . . .	523	1939 Johnson . . . . .	115	2004 Bynes . . . . .	91
<b>1925 Simmons . . . . .</b>	<b>658</b>	1991 Canseco . . . . .	572	1940 Johnson . . . . .	93	2005 Chavez . . . . .	92
1926 Simmons . . . . .	581	D. Henderson . . . . .	572	1941 Johnson . . . . .	98	2006 Swisher . . . . .	106
1927 Hale . . . . .	501	1992 Bordick . . . . .	504	1942 Johnson . . . . .	78	2007 Ellis . . . . .	84
1928 Miller . . . . .	510	1993 Sierra . . . . .	630	1943 White . . . . .	69	Swisher . . . . .	84
1929 Simmons . . . . .	581	1994 Sierra . . . . .	426	1944 Hayes . . . . .	62	2008 Cust . . . . .	77
1930 Miller . . . . .	585	1995 Berroa . . . . .	546	1945 Siebert . . . . .	62	2009 Cust . . . . .	88
1931 Miller . . . . .	534	1996 Berroa . . . . .	586	Hall . . . . .	62	2010 Barton . . . . .	79
<b>1932 Simmons . . . . .</b>	<b>670</b>	1997 Spiezio . . . . .	538	1946 Chapman . . . . .	77	2011 Crisp . . . . .	69
<b>1933 Cramer . . . . .</b>	<b>661</b>	1998 Grieve . . . . .	583	1947 Chapman . . . . .	84	Willingham . . . . .	69
<b>1934 Cramer . . . . .</b>	<b>649</b>	1999 Tejada . . . . .	593	1948 Joost . . . . .	99	2012 Reddick . . . . .	85
<b>1935 Cramer . . . . .</b>	<b>644</b>	2000 Tejada . . . . .	607	1949 Joost . . . . .	128	2013 Crisp . . . . .	93
<b>1936 Finney . . . . .</b>	<b>653</b>	2001 Damon . . . . .	644	1950 Chapman . . . . .	93		
1937 Moses . . . . .	649	2002 Tejada . . . . .	662	1951 Joost . . . . .	107		
1938 Moses . . . . .	589	2003 Tejada . . . . .	636	1952 Joost . . . . .	94	<b>Hits</b>	
1939 Johnson . . . . .	544	2004 Kotsay . . . . .	606	1953 Zernial . . . . .	85	<b>1901 Lajoie . . . . .</b>	<b>229</b>
1940 Siebert . . . . .	595	2005 Chavez . . . . .	625	1954 Jacobs . . . . .	63	1902 Cross . . . . .	189
1941 Chapman . . . . .	552	2006 Payton . . . . .	557	1955 Power . . . . .	91	1903 Cross . . . . .	162
Johnson . . . . .	552	2007 Ellis . . . . .	583	1956 Lopez . . . . .	91	1904 Cross . . . . .	177
1942 Siebert . . . . .	612	2008 Crosby . . . . .	556	1957 Zernial . . . . .	56	1905 Davis . . . . .	171
1943 Siebert . . . . .	558	2009 Suzuki . . . . .	570	1958 Cerv . . . . .	93	1906 Davis . . . . .	161
1944 Hayes . . . . .	581	2010 Barton . . . . .	556	1959 Tuttle . . . . .	74	1907 Davis . . . . .	155
1945 Hall . . . . .	616	2011 Crisp . . . . .	531	1960 Tuttle . . . . .	75	1908 Murphy . . . . .	139
1946 Chapman . . . . .	545	2012 Reddick . . . . .	611	1961 Howser . . . . .	108	1909 Collins . . . . .	198
1947 Chapman . . . . .	551	2013 Lowrie . . . . .	603	1962 Siebern . . . . .	114	1910 Collins . . . . .	188
1948 Majeski . . . . .	590			1963 Charles . . . . .	82	1911 Baker . . . . .	198
1949 Chapman . . . . .	589			1964 Colavito . . . . .	89	1912 Baker . . . . .	200
1950 Chapman . . . . .	553	<b>Runs</b>		1965 Campaneris . . . . .	87	1913 Baker . . . . .	190
1951 Joost . . . . .	553	<b>1901 Lajoie . . . . .</b>	<b>145</b>	1966 Campaneris . . . . .	82	1914 Baker . . . . .	182
1952 Philley . . . . .	586	<b>1902 Fultz . . . . .</b>	<b>109</b>	1967 Campaneris . . . . .	85	1915 Strunk . . . . .	144
1953 Philley . . . . .	620	Hartsel . . . . .	<b>109</b>	1968 Campaneris . . . . .	86	1916 Strunk . . . . .	172
1954 DeMaestri . . . . .	539	1903 Pickering . . . . .	93	<b>1969 Jackson . . . . .</b>	<b>123</b>	1917 McInnis . . . . .	172
1955 Power . . . . .	596	1904 Murphy . . . . .	80	1970 Campaneris . . . . .	97	<b>1918 Burns . . . . .</b>	<b>178</b>
1956 Lopez . . . . .	561	Cross . . . . .	80	1971 Jackson . . . . .	87	1919 Burns . . . . .	139
1957 Power . . . . .	467	<b>1905 Davis . . . . .</b>	<b>92</b>	1972 Rudi . . . . .	94	1920 Walker . . . . .	157
1958 Lopez . . . . .	564	1906 Hartsel . . . . .	96	<b>1973 Jackson . . . . .</b>	<b>99</b>	1921 Witt . . . . .	198
1959 Williams . . . . .	488	1907 Hartsel . . . . .	93	1974 Jackson . . . . .	90	1922 Galloway . . . . .	185
1960 Lumpe . . . . .	574	1908 Davis . . . . .	65	1975 Jackson . . . . .	91	1923 Hauser . . . . .	165
1961 Howser . . . . .	611	1909 Collins . . . . .	104	1976 North . . . . .	91	1924 Simmons . . . . .	183
1962 Lumpe . . . . .	641	1910 Baker . . . . .	83	1977 Page . . . . .	85	<b>1925 Simmons . . . . .</b>	<b>253</b>
1963 Charles . . . . .	603	1911 Murphy . . . . .	104	1978 Page . . . . .	62	1926 Simmons . . . . .	199
1964 Causey . . . . .	604	<b>1912 Collins . . . . .</b>	<b>137</b>	1979 Revering . . . . .	63	1927 Cobb . . . . .	175
1965 Campaneris . . . . .	578	<b>1913 Collins . . . . .</b>	<b>125</b>	1980 Henderson . . . . .	111	1928 Miller . . . . .	168
1966 Campaneris . . . . .	573	<b>1914 Collins . . . . .</b>	<b>122</b>	<b>1981 Henderson . . . . .</b>	<b>89</b>	1929 Simmons . . . . .	212
1967 Campaneris . . . . .	601	1915 Strunk . . . . .	76	1982 Henderson . . . . .	119	1930 Simmons . . . . .	200
1968 Campaneris . . . . .	642	1916 Strunk . . . . .	71	1983 Henderson . . . . .	105	<b>1932 Simmons . . . . .</b>	<b>216</b>
1969 Bando . . . . .	609	1917 Strunk . . . . .	83	1984 Henderson . . . . .	113	1933 Foxx . . . . .	204
1970 Campaneris . . . . .	603	1918 Burns . . . . .	61	1985 Davis . . . . .	92	1934 Cramer . . . . .	202
1971 Campaneris . . . . .	569	1919 Burns . . . . .	63	1986 Canseco . . . . .	85	1935 Cramer . . . . .	214
<b>1972 Campaneris . . . . .</b>	<b>625</b>	1920 Dykes . . . . .	81	1987 McGwire . . . . .	97	1936 Moses . . . . .	202
1973 Campaneris . . . . .	601	1921 Johnson . . . . .	93	1988 Canseco . . . . .	120	1937 Moses . . . . .	208
1974 Rudi . . . . .	593	1922 Walker . . . . .	111	1989 Lansford . . . . .	81	1938 Moses . . . . .	181
1975 Jackson . . . . .	593	1923 Hauser . . . . .	93	<b>1990 R. Henderson . . . .</b>	<b>119</b>	1939 Johnson . . . . .	184
1976 Baylor . . . . .	595	1924 Hauser . . . . .	97	1991 Canseco . . . . .	115	1940 Siebert . . . . .	170
		1925 Simmons . . . . .	122				

## Athletics Year-By-Year Batting Leaders, continued

1941 Chapman . . . . . 178	2003 Tejada . . . . . 177	1947 Fain . . . . . 28	2008 Crosby . . . . . 39
1942 Siebert . . . . . 159	2004 Kotsay . . . . . 190	Suder . . . . . 28	2009 Suzuki . . . . . 37
1943 Siebert . . . . . 140	2005 Chavez . . . . . 168	1948 Majeski . . . . . 41	2010 Barton . . . . . 33
1944 Estalella . . . . . 151	2006 Payton . . . . . 165	1949 Valo . . . . . 27	2011 Matsui . . . . . 28
1945 Hall . . . . . 161	2007 Stewart . . . . . 167	1950 Fain . . . . . 25	2012 Reddick . . . . . 29
1946 Chapman . . . . . 142	2008 Suzuki . . . . . 148	1951 Fain . . . . . 30	2013 Lowrie . . . . . 45
1947 McCosky . . . . . 179	2009 Suzuki . . . . . 156	Zernial . . . . . 30	
1948 Majeski . . . . . 183	2010 Barton . . . . . 152	<b>1952 Fain . . . . . 43</b>	<b>Triples</b>
1949 Chapman . . . . . 164	2011 Crisp . . . . . 140	1953 Philley . . . . . 30	1901 Lajoie . . . . . 13
1950 Fain . . . . . 147	2012 Reddick . . . . . 148	1954 Finigan . . . . . 25	1902 Hartsel . . . . . 12
1951 Joost . . . . . 160	2013 Lowrie . . . . . 175	1955 Power . . . . . 34	1903 Hartsel . . . . . 14
1952 Fain . . . . . 176		1956 Lopez . . . . . 27	1904 Murphy . . . . . 18
1953 Philley . . . . . 188	<b>Doubles</b>	1957 Smith . . . . . 26	1905 Hoffman . . . . . 10
1954 Finigan . . . . . 147	<b>1901 Lajoie . . . . . 48</b>	1958 Lopez . . . . . 28	1906 Hartsel . . . . . 9
1955 Power . . . . . 190	<b>1902 Davis . . . . . 43</b>	1959 Williams . . . . . 33	1907 Davis . . . . . 8
1956 Power . . . . . 164	<b>1903 Seybold . . . . . 43</b>	1960 Williams . . . . . 31	Oldring . . . . . 8
1957 Power . . . . . 121	1904 Murphy . . . . . 29	Siebern . . . . . 31	1908 Davis . . . . . 9
1958 Cerv . . . . . 157	Cross . . . . . 29	1961 Siebern . . . . . 36	<b>1909 Baker . . . . . 19</b>
1959 Tuttle . . . . . 139	<b>1905 Davis . . . . . 47</b>	1962 Lumpe . . . . . 34	1910 Murphy . . . . . 18
1960 Lumpe . . . . . 156	1906 Davis . . . . . 40	1963 Causey . . . . . 32	1911 Oldring . . . . . 14
1961 Howser . . . . . 171	<b>1907 Davis . . . . . 37</b>	1964 Causey . . . . . 31	1912 Baker . . . . . 21
1962 Lumpe . . . . . 193	1908 Murphy . . . . . 28	Colavito . . . . . 31	1913 Collins . . . . . 13
1963 Lumpe . . . . . 161	1909 Collins . . . . . 30	1965 Campaneris . . . . . 23	1914 Collins . . . . . 14
Charles . . . . . 161	1910 Murphy . . . . . 28	1966 Campaneris . . . . . 29	1915 Strunk . . . . . 16
1964 Causey . . . . . 170	1911 Baker . . . . . 42	1967 Campaneris . . . . . 29	1916 Witt . . . . . 15
1965 Campaneris . . . . . 156	1912 Baker . . . . . 40	1968 Cater . . . . . 28	1917 Bodie . . . . . 11
1966 Campaneris . . . . . 153	1913 Baker . . . . . 34	1969 Jackson . . . . . 36	1918 Burns . . . . . 9
1967 Campaneris . . . . . 149	1914 Baker . . . . . 23	<b>1970 Campaneris . . . . . 28</b>	1919 Thomas . . . . . 7
1968 Campaneris . . . . . 177	Collins . . . . . 23	1971 Campaneris . . . . . 29	1920 Walker . . . . . 10
1969 Bando . . . . . 171	1915 Strunk . . . . . 28	<b>1972 Rudi . . . . . 32</b>	1921 Dykes . . . . . 13
1970 Campaneris . . . . . 168	1916 Strunk . . . . . 30	1973 Bando . . . . . 32	1922 Miller . . . . . 12
1971 Jackson . . . . . 157	1917 Bodie . . . . . 28	<b>1974 Rudi . . . . . 39</b>	1923 Hauser . . . . . 10
<b>1972 Rudi . . . . . 181</b>	1918 Burns . . . . . 22	1975 Jackson . . . . . 39	1924 Simmons . . . . . 9
1973 Bando . . . . . 169	Gardner . . . . . 22	1976 Rudi . . . . . 32	1925 Simmons . . . . . 12
1974 Rudi . . . . . 174	1919 Walker . . . . . 30	1977 Page . . . . . 28	1926 Simmons . . . . . 10
1975 Washington . . . . . 182	1920 Dugan . . . . . 40	1978 Page . . . . . 25	1927 Simmons . . . . . 11
1976 North . . . . . 163	1921 Dykes . . . . . 32	1979 Revering . . . . . 25	1928 Cochrane . . . . . 12
1977 Sanguillen . . . . . 157	Walker . . . . . 32	1980 Henderson . . . . . 22	1929 Miller . . . . . 16
1978 Page . . . . . 147	1922 Walker . . . . . 31	1981 Armas . . . . . 24	1930 Simmons . . . . . 16
1979 Revering . . . . . 136	1923 Perkins . . . . . 34	1982 Henderson . . . . . 24	1931 Simmons . . . . . 13
1980 Henderson . . . . . 179	1924 Hauser . . . . . 31	1983 Almon . . . . . 29	1932 Simmons . . . . . 9
<b>1981 Henderson . . . . . 135</b>	Simmons . . . . . 31	1984 Lansford . . . . . 31	Fox . . . . . 9
1982 Henderson . . . . . 143	1925 Simmons . . . . . 43	1985 Davis . . . . . 34	1933 Higgins . . . . . 11
1983 Henderson . . . . . 150	1926 Simmons . . . . . 53	1986 Canseco . . . . . 29	1934 Cramer . . . . . 9
1984 Lansford . . . . . 179	1927 Simmons . . . . . 36	1987 Canseco . . . . . 35	1935 Foxx . . . . . 7
1985 Griffin . . . . . 166	1928 Miller . . . . . 34	1988 Henderson . . . . . 38	Warstler . . . . . 7
1986 Griffin . . . . . 169	1929 Simmons . . . . . 41	1989 Lansford . . . . . 28	1936 Johnson . . . . . 14
1987 Canseco . . . . . 162	Haas . . . . . 41	1990 R. Henderson . . . . . 33	1937 Moses . . . . . 13
1988 Canseco . . . . . 187	1930 Cochrane . . . . . 42	1991 D. Henderson . . . . . 33	1938 Finney . . . . . 12
1989 Lansford . . . . . 185	1931 Miller . . . . . 43	1992 Lansford . . . . . 30	1939 Johnson . . . . . 9
1990 R. Henderson . . . . . 159	<b>1932 McNair . . . . . 47</b>	1993 Gates . . . . . 29	1940 Moses . . . . . 9
1991 D. Henderson . . . . . 158	1933 Johnson . . . . . 44	1994 Javier . . . . . 23	1941 Chapman . . . . . 9
1992 Bordick . . . . . 151	1934 Higgins . . . . . 37	1995 Henderson . . . . . 31	Brancato . . . . . 9
1993 Gates . . . . . 155	1935 Cramer . . . . . 37	1996 Giambi . . . . . 40	Suder . . . . . 9
1994 Javier . . . . . 114	1936 Moses . . . . . 35	1997 Giambi . . . . . 41	1942 Valo . . . . . 10
Sierra . . . . . 114	1937 Moses . . . . . 48	1998 Grieve . . . . . 41	1943 Siebert . . . . . 7
1995 Berroa . . . . . 152	1938 Moses . . . . . 29	1999 Giambi . . . . . 36	1944 Estalella . . . . . 9
1996 Berroa . . . . . 170	1939 Johnson . . . . . 30	2000 Grieve . . . . . 40	1945 Peck . . . . . 9
1997 Giambi . . . . . 152	1940 Moses . . . . . 41	<b>2001 Giambi . . . . . 47</b>	1946 Valo . . . . . 6
1998 Grieve . . . . . 168	1941 Moses . . . . . 31	2002 Long . . . . . 32	McQuinn . . . . . 6
1999 Giambi . . . . . 181	1942 Johnson . . . . . 35	2003 Tejada . . . . . 42	1947 McCosky . . . . . 7
2000 Giambi . . . . . 170	1943 Siebert . . . . . 26	2004 Byrnes . . . . . 39	1948 Fain . . . . . 6
2001 Giambi . . . . . 178	1944 Siebert . . . . . 27	2005 Chavez . . . . . 40	Chapman . . . . . 6
Long . . . . . 178	1945 Kell . . . . . 30	2006 Payton . . . . . 32	Coleman . . . . . 6
2002 Tejada . . . . . 204	1946 McQuinn . . . . . 23	2007 Swisher . . . . . 36	1949 Valo . . . . . 12

1950	Dillingier	9	2004	Dye	4	1954	Wilson	15	1904	Murphy	77
1951	Valo	8	2005	Ellis	5	1955	Zernial	30	<b>1905</b>	<b>Davis</b>	<b>83</b>
1952	Michaels	5	2006	Scutaro	6	1956	Simpson	21	<b>1906</b>	<b>Davis</b>	<b>96</b>
1953	Philly	9	2007	Buck	5	1957	Zernial	27	1907	Davis	87
1954	Finigan	6	2008	Barton	5	1958	Cerv	38	1908	Murphy	66
	Valo	6	2009	Davis	5	1959	Cerv	20	1909	Baker	85
1955	Power	10	2010	Pennington	8	1960	Siebern	19	1910	Collins	81
<b>1956</b>	<b>Simpson</b>	<b>11</b>	2011	Weeks	8	1961	Siebern	18	1911	Baker	115
1957	Simpson	6	2012	Weeks	8	1962	Siebern	25	<b>1912</b>	<b>Baker</b>	<b>130</b>
	DeMaestri	6	2013	Céspedes	4	1963	Siebern	16	<b>1913</b>	<b>Baker</b>	<b>117</b>
1958	Tuttle	9				1964	Colavito	34	1914	McInnis	95
1959	Maris	7				1965	Harrelson	23	1915	Lajoie	61
1960	Siebern	6				1966	Repoz	11	1916	McInnis	60
1961	Lumpe	9				1967	Monday	14	1917	Bodie	74
<b>1962</b>	<b>Cimoli</b>	<b>15</b>				1968	Jackson	29	1918	Burns	70
1963	Cimoli	11				1969	Jackson	47	1919	Walker	64
1964	Green	5				1970	Mincher	27	1920	Walker	82
	Mathews	5				1971	Mincher	32	1921	Walker	101
<b>1965</b>	<b>Campaneris</b>	<b>12</b>				1972	Epstein	26	1922	Walker	99
1966	Campaneris	10				<b>1973</b>	<b>Jackson</b>	<b>32</b>	1923	Hauser	94
1967	Campaneris	6				1974	Jackson	29	1924	Hauser	115
	Monday	6				<b>1975</b>	<b>Jackson</b>	<b>36</b>	1925	Simmons	129
1968	Campaneris	9				1976	Bando	27	1926	Simmons	109
1969	Green	6				1977	Gross	22	1927	Simmons	108
1970	Monday	7				1978	Page	17	1928	Simmons	107
1971	Monday	4				1979	Newman	22	<b>1929</b>	<b>Simmons</b>	<b>157</b>
	Rudi	4				1980	Armas	35	1930	Simmons	165
<b>1972</b>	<b>Rudi</b>	<b>9</b>				1981	Armas	22	1931	Simmons	128
1973	Campaneris	6				<b>1982</b>	<b>Armas</b>	<b>28</b>	<b>1932</b>	<b>Foxx</b>	<b>169</b>
1974	Campaneris	8				1983	Murphy	17	<b>1933</b>	<b>Foxx</b>	<b>163</b>
1975	Washington	7					Lopes	17	1934	Foxx	130
<b>1976</b>	<b>Garner</b>	<b>12</b>				1984	Kingman	35	1935	Foxx	115
1977	Page	8				1985	Kingman	30	1936	Johnson	121
1978	Page	7				1986	Kingman	35	1937	Johnson	108
1979	Murphy	4				<b>1987</b>	<b>McGwire</b>	<b>49</b>	1938	Johnson	113
1980	Armas	8				<b>1988</b>	<b>Canseco</b>	<b>42</b>	1939	Johnson	114
1981	Henderson	7				1989	McGwire	33	1940	Johnson	103
1982	Henderson	4				1990	McGwire	39	1941	Johnson	107
	Heath	4				<b>1991</b>	<b>Canseco</b>	<b>44</b>	1942	Johnson	80
1983	Henderson	7				1992	McGwire	42	1943	Estalella	63
1984	Lansford	5				1993	Sierra	22	1944	Hayes	78
	Heath	5				1994	Sierra	23	1945	Kell	56
1985	Griffin	7				1995	McGwire	39	1946	Chapman	67
1986	Griffin	6				<b>1996</b>	<b>McGwire</b>	<b>52</b>	1947	Chapman	83
1987	Polonia	10				1997	McGwire	34	1948	Majeski	120
1988	Phillips	4				1998	Giambi	27	1949	Chapman	108
	Polonia	4				1999	Stairs	38	1950	Chapman	95
1989	Phillips	6				2000	Giambi	43	<b>1951</b>	<b>Zernial</b>	<b>125</b>
1990	R. Henderson	3				2001	Giambi	38	1952	Zernial	100
	Randolph	3				2002	Chavez	34	1953	Zernial	108
1991	three players tied	4					Tejada	34	1954	Zernial	62
1992	Wilson	5				2003	Chavez	29	1955	Zernial	84
1993	Sierra	5				2004	Chavez	29	1956	Simpson	105
1994	Bordick	4				2005	Chavez	27	1957	Zernial	69
1995	Gates	4				2006	Thomas	39	1958	Cerv	104
1996	Bordick	4				2007	Cust	26	1959	Cerv	87
	Young	4				2008	Cust	33	1960	Siebern	69
1997	McDonald	4				2009	Cust	25	1961	Siebern	98
	Spiezio	4				2010	Kouzmanoff	16	1962	Siebern	117
1998	three players tied	2				2011	Willingham	29	1963	Siebern	83
1999	Phillips	4				2012	Reddick	32	1964	Colavito	102
	Tejada	4				2013	Moss	30	1965	Harrelson	66
2000	Platt	5							1966	Green	62
2001	Damon	4							1967	Monday	58
	Long	4							1968	Jackson	74
2002	four players tied	4							1969	Jackson	118
2003	Byrnes	9							1970	Bando	75

### Home Runs

<b>1901</b>	<b>Lajoie</b>	<b>14</b>
<b>1902</b>	<b>Seybold</b>	<b>16</b>
1903	Seybold	8
<b>1904</b>	<b>Davis</b>	<b>10</b>
<b>1905</b>	<b>Davis</b>	<b>8</b>
<b>1906</b>	<b>Davis</b>	<b>12</b>
<b>1907</b>	<b>Davis</b>	<b>8</b>
1908	Davis	5
1909	Murphy	5
1910	Murphy	4
	Oldring	4
<b>1911</b>	<b>Baker</b>	<b>11</b>
<b>1912</b>	<b>Baker</b>	<b>10</b>
<b>1913</b>	<b>Baker</b>	<b>12</b>
<b>1914</b>	<b>Baker</b>	<b>9</b>
1915	Oldring	6
1916	Schang	7
1917	Bodie	7
<b>1918</b>	<b>Walker</b>	<b>11</b>
1919	Walker	10
1920	Walker	17
1921	Walker	23
1922	Walker	37
1923	Hauser	16
1924	Hauser	27
1925	Simmons	24
1926	Simmons	19
1927	Simmons	15
1928	Hauser	16
1929	Simmons	34
1930	Foxx	37
1931	Foxx	30
<b>1932</b>	<b>Foxx</b>	<b>58</b>
<b>1933</b>	<b>Foxx</b>	<b>48</b>
1934	Foxx	44
<b>1935</b>	<b>Foxx</b>	<b>36</b>
1936	Johnson	25
1937	Moses	25
	Johnson	25
1938	Johnson	30
1939	Johnson	23
1940	Johnson	31
1941	Chapman	25
1942	Johnson	13
1943	Estalella	11
1944	Hayes	13
1945	Estalella	8
1946	Chapman	20
1947	Chapman	14
1948	Joost	16
1949	Chapman	24
1950	Chapman	23
<b>1951</b>	<b>Zernial</b>	<b>33</b>
1952	Zernial	29
1953	Zernial	42

### Runs Batted In

<b>1901</b>	<b>Lajoie</b>	<b>125</b>
1902	Cross	108
1903	Cross	90

## Athletics Year-By-Year Batting Leaders, continued

1971 Bando . . . . . 94
1972 Bando . . . . . 77
<b>1973 Jackson . . . . . 117</b>
1974 Bando . . . . . 103
1975 Jackson . . . . . 104
1976 Rudi . . . . . 94
1977 Page . . . . . 75
1978 Page . . . . . 70
1979 Revering . . . . . 77
1980 Armas . . . . . 109
1981 Armas . . . . . 76
1982 Murphy . . . . . 94
1983 Murphy . . . . . 75
1984 Kingman . . . . . 118
1985 Kingman . . . . . 91
1986 Canseco . . . . . 117
1987 McGwire . . . . . 118
<b>1988 Canseco . . . . . 124</b>
1989 Parker . . . . . 97
1990 McGwire . . . . . 108
1991 Canseco . . . . . 122
1992 McGwire . . . . . 104
1993 Sierra . . . . . 101
1994 Sierra . . . . . 92
1995 McGwire . . . . . 90
1996 McGwire . . . . . 113
1997 McGwire . . . . . 81
Giambi . . . . . 81
1998 Giambi . . . . . 110
1999 Giambi . . . . . 123
2000 Giambi . . . . . 137
2001 Giambi . . . . . 120
2002 Tejada . . . . . 131
2003 Tejada . . . . . 106
2004 Durazo . . . . . 88
2005 Chavez . . . . . 101
2006 Thomas . . . . . 114
2007 Cust . . . . . 82
2008 Cust . . . . . 77
2009 Suzuki . . . . . 88
2010 Suzuki . . . . . 71
Kouzmanoff . . . . . 71
2011 Willingham . . . . . 98
2012 Reddick . . . . . 85
2013 Donaldson . . . . . 93

### Slugging Percentage

<b>1901 Lajoie . . . . . .635</b>
1902 Seybold . . . . . 503
1903 Seybold . . . . . 462
1904 Davis . . . . . 511
1905 Davis . . . . . 422
1906 Davis . . . . . 459
1907 Davis . . . . . 399
1908 Collins . . . . . 379
1909 Collins . . . . . 449
1910 Murphy . . . . . 436
1911 Baker . . . . . 502
1912 Baker . . . . . 541
1913 Baker . . . . . 492
1914 Collins . . . . . 452
1915 Strunk . . . . . 427
1916 Strunk . . . . . 421
1917 Bodie . . . . . 418
1918 Burns . . . . . 467

1919 Walker . . . . . 450
1920 Dugan . . . . . 442
1921 Walker . . . . . 504
1922 Miller . . . . . 553
1923 Hauser . . . . . 473
1924 Hauser . . . . . 516
1925 Simmons . . . . . 596
1926 Simmons . . . . . 566
1927 Simmons . . . . . 645
1928 Simmons . . . . . 558
1929 Simmons . . . . . 642
1930 Simmons . . . . . 708
1931 Simmons . . . . . 641
<b>1932 Foxx . . . . . 749</b>
<b>1933 Foxx . . . . . 703</b>
1934 Foxx . . . . . 653
<b>1935 Foxx . . . . . 636</b>
1936 Johnson . . . . . 525
1937 Johnson . . . . . 556
1938 Johnson . . . . . 552
1939 Johnson . . . . . 553
1940 Johnson . . . . . 514
1941 Chapman . . . . . 543
1942 Johnson . . . . . 451
1943 Siebert . . . . . 328
1944 Siebert . . . . . 423
1945 Estalella . . . . . 435
1946 Chapman . . . . . 429
1947 Fain . . . . . 423
1948 Majeski . . . . . 454
1949 Chapman . . . . . 455
1950 Lehner . . . . . 436
1951 Zernial . . . . . 525
1952 Zernial . . . . . 452
1953 Zernial . . . . . 559
1954 Finigan . . . . . 421
1955 Zernial . . . . . 508
1956 Simpson . . . . . 490
1957 Zernial . . . . . 471
1958 Cerv . . . . . 592
1959 Cerv . . . . . 479
1960 Siebern . . . . . 471
1961 Siebern . . . . . 475
1962 Siebern . . . . . 495
1963 Siebern . . . . . 410
1964 Colavito . . . . . 507
1965 Harrelson . . . . . 429
1966 Campaneris . . . . . 369
1967 Monday . . . . . 419
1968 Jackson . . . . . 452
<b>1969 Jackson . . . . . 608</b>
1970 Mincher . . . . . 460
1971 Jackson . . . . . 508
1972 Epstein . . . . . 490
<b>1973 Jackson . . . . . 531</b>
1974 Jackson . . . . . 514
1975 Jackson . . . . . 511
1976 Tenace . . . . . 458
1977 Page . . . . . 521
1978 Page . . . . . 459
1979 Revering . . . . . 483
1980 Armas . . . . . 500
1981 Armas . . . . . 480
1982 Armas . . . . . 433
1983 Lopes . . . . . 423

1984 Kingman . . . . . 505
1985 Davis . . . . . 484
1986 Canseco . . . . . 457
<b>1987 McGwire . . . . . 618</b>
<b>1988 Canseco . . . . . 569</b>
1989 McGwire . . . . . 467
1990 R. Henderson . . . . . 577
1991 Canseco . . . . . 556
<b>1992 McGwire . . . . . 585</b>
1993 R. Henderson . . . . . 553
1994 Berroa . . . . . 485
1995 McGwire . . . . . 685
<b>1996 McGwire . . . . . 730</b>
1997 Giambi . . . . . 495
1998 Stairs . . . . . 511
1999 Jaha . . . . . 556
2000 Giambi . . . . . 647
<b>2001 Giambi . . . . . 660</b>
2002 Chavez . . . . . 513
2003 Chavez . . . . . 514
2004 Durazo . . . . . 523
2005 Chavez . . . . . 466
2006 Thomas . . . . . 545
2007 Cust . . . . . 504
2008 Cust . . . . . 476
2009 Suzuki . . . . . 421
2010 Barton . . . . . 405
2011 Willingham . . . . . 477
2012 Céspedes . . . . . 505
2013 Moss . . . . . 522

### Walks

1901 Seybold . . . . . 40
<b>1902 Hartsel . . . . . 87</b>
1903 Pickering . . . . . 53
1904 Hartsel . . . . . 75
<b>1905 Hartsel . . . . . 121</b>
<b>1906 Hartsel . . . . . 88</b>
<b>1907 Hartsel . . . . . 106</b>
<b>1908 Hartsel . . . . . 93</b>
1909 Collins . . . . . 62
1910 Hartsel . . . . . 58
1911 Collins . . . . . 62
1912 Collins . . . . . 101
1913 Collins . . . . . 85
1914 Collins . . . . . 97
1915 Schang . . . . . 66
1916 Strunk . . . . . 66
1917 Strunk . . . . . 68
1918 Jamieson . . . . . 54
1919 Witt . . . . . 46
1920 Dykes . . . . . 52
1921 Witt . . . . . 77
1922 Walker . . . . . 61
1923 Hauser . . . . . 94
1924 Hauser . . . . . 56
1925 Bishop . . . . . 87
1926 Bishop . . . . . 116
1927 Bishop . . . . . 105
1928 Bishop . . . . . 97
<b>1929 Bishop . . . . . 128</b>
1930 Bishop . . . . . 128
1931 Bishop . . . . . 112
1932 Foxx . . . . . 116

1933 Bishop . . . . . 106
Cochrane . . . . . 106
<b>1934 Foxx . . . . . 111</b>
1935 Foxx . . . . . 114
1936 Johnson . . . . . 88
1937 Johnson . . . . . 98
1938 Werber . . . . . 93
1939 Johnson . . . . . 99
1940 Johnson . . . . . 83
1941 Johnson . . . . . 95
McCoy . . . . . 95
1942 Johnson . . . . . 82
1943 White . . . . . 61
1944 Siebert . . . . . 62
1945 Estalella . . . . . 74
1946 McQuinn . . . . . 64
1947 Joost . . . . . 114
1948 Joost . . . . . 119
1949 Joost . . . . . 149
1950 Fain . . . . . 133
1951 Joost . . . . . 106
1952 Joost . . . . . 122
1953 Robinson . . . . . 63
1954 Finigan . . . . . 64
1955 Finigan . . . . . 61
1956 Lopez . . . . . 63
1957 Lopez . . . . . 41
1958 Tuttle . . . . . 74
1959 Maris . . . . . 58
1960 Siebern . . . . . 72
1961 Howser . . . . . 92
1962 Siebern . . . . . 110
1963 Siebern . . . . . 79
1964 Causey . . . . . 88
1965 Harrelson . . . . . 66
1966 Hersberger . . . . . 47
1967 Gosger . . . . . 53
1968 Monday . . . . . 72
1969 Jackson . . . . . 114
1970 Bando . . . . . 118
1971 Bando . . . . . 86
1972 Epstein . . . . . 68
1973 Tenace . . . . . 101
<b>1974 Tenace . . . . . 110</b>
1975 Tenace . . . . . 106
1976 Tenace . . . . . 81
1977 Gross . . . . . 86
1978 Page . . . . . 53
1979 Murphy . . . . . 83
1980 Henderson . . . . . 117
1981 Murphy . . . . . 73
<b>1982 Henderson . . . . . 116</b>
<b>1983 Henderson . . . . . 103</b>
1984 Henderson . . . . . 88
1985 Murphy . . . . . 84
1986 Phillips . . . . . 76
1987 McGwire . . . . . 71
1988 Canseco . . . . . 78
1989 McGwire . . . . . 83
<b>1990 McGwire . . . . . 110</b>
1991 R. Henderson . . . . . 98
1992 R. Henderson . . . . . 95
1993 R. Henderson . . . . . 85
1994 Henderson . . . . . 72
1995 McGwire . . . . . 88

1996	McGwire	116
1997	McGwire	58
<b>1998</b>	<b>Henderson</b>	<b>118</b>
1999	Giambi	105
<b>2000</b>	<b>Giambi</b>	<b>137</b>
<b>2001</b>	<b>Giambi</b>	<b>129</b>
2002	Justice	70
2003	Durazo	100
<b>2004</b>	<b>Chavez</b>	<b>95</b>
2005	Chavez	58
2006	Swisher	97
2007	Cust	105
2008	Cust	111
2009	Cust	93
<b>2010</b>	<b>Barton</b>	<b>110</b>
2011	Matsui	56
	Willingham	56
2012	Reddick	55
2013	Donaldson	76

### Strikeouts

1913	Murphy	44
	Schang	44
1914	Murphy	46
1915	Walsh	64
1916	Witt	71
1917	Grover	53
1918	Dugan	55
	Kopp	55
1919	Thomas	52
1920	Dykes	73
1921	Dykes	75
<b>1922</b>	<b>Dykes</b>	<b>98</b>
1923	Hauser	52
1924	Simmons	60
1925	Dykes	49
1926	Simmons	49
1927	Hale	32
1928	Hauser	45
<b>1929</b>	<b>Foxx</b>	<b>70</b>
<b>1930</b>	<b>Foxx</b>	<b>66</b>
<b>1931</b>	<b>Foxx</b>	<b>84</b>
1932	Foxx	96
<b>1933</b>	<b>Foxx</b>	<b>93</b>
1934	Foxx	75
<b>1935</b>	<b>Foxx</b>	<b>99</b>
1936	Johnson	71
1937	Peters	59
1938	Chapman	94
1939	Nagel	86
<b>1940</b>	<b>Chapman</b>	<b>96</b>
1941	Johnson	75
1942	Johnson	61
1943	White	51
1944	Estalella	60
1945	Estalella	46
1946	Chapman	66
<b>1947</b>	<b>Joost</b>	<b>110</b>
1948	Joost	87
1949	Joost	80
1950	Chapman	79
<b>1951</b>	<b>Zernial</b>	<b>99</b>
1952	Joost	94
1953	Zernial	79
1954	Finigan	66
1955	Zernial	90
1956	Simpson	82

1957	Zernial	84
1958	DeMaestri	84
1959	Cerv	87
1960	Williams	68
	Siebern	68
1961	Siebern	91
1962	Cimoli	89
1963	Siebern	82
<b>1964</b>	<b>Mathews</b>	<b>143</b>
1965	Harrelson	112
1966	Green	101
1967	Monday	107
<b>1968</b>	<b>Jackson</b>	<b>171</b>
<b>1969</b>	<b>Jackson</b>	<b>142</b>
<b>1970</b>	<b>Jackson</b>	<b>135</b>
<b>1971</b>	<b>Jackson</b>	<b>161</b>
1972	Jackson	125
1973	Jackson	116
1974	Jackson	105
	Tenace	105
1975	Jackson	133
1976	North	95
1977	Gross	84
1978	Page	95
1979	Page	93
1980	Armas	123
<b>1981</b>	<b>Armas</b>	<b>115</b>
1982	Armas	128
1983	Murphy	105
1984	Kingman	119
1985	Murphy	123
1986	Canseco	175
1987	Canseco	157
1988	Canseco	128
1989	D. Henderson	131
1990	Canseco	158
1991	Canseco	152
1992	McGwire	105
1993	D. Henderson	113
1994	Javier	76
1995	Berroa	98
1996	Berroa	122
1997	Canseco	122
1998	Grieve	123
1999	Jaha	129
2000	Grieve	130
2001	Long	103
2002	Chavez	119
2003	Durazo	105
2004	Crosby	141
2005	Chavez	129
2006	Swisher	152
<b>2007</b>	<b>Cust</b>	<b>164</b>
<b>2008</b>	<b>Cust</b>	<b>197</b>
<b>2009</b>	<b>Cust</b>	<b>185</b>
2010	Cust	127
2011	Willingham	150
2012	Reddick	151
2013	Moss	140

### Stolen Bases

1901	Fultz	36
<b>1902</b>	<b>Hartsel</b>	<b>47</b>
1903	Pickering	40
1904	Murphy	22
<b>1905</b>	<b>Hoffman</b>	<b>46</b>
1906	Hartsel	31

1907	Oldring	29
1908	Davis	20
1909	Collins	67
<b>1910</b>	<b>Collins</b>	<b>81</b>
1911	Collins	38
	Baker	38
1912	Collins	63
1913	Collins	54
1914	Collins	58
1915	Walsh	22
1916	Walsh	27
1917	McInnis	18
1918	Kopp	22
1919	Kopp	16
1920	Walker	9
1921	Witt	16
1922	Miller	10
	Galloway	10
1923	Mathews	16
1924	Simmons	16
1925	Galloway	16
1926	Simmons	10
1927	Cobb	22
1928	Miller	22
1929	Miller	24
1930	Miller	13
1931	Miller	5
1932	McNair	8
	Dykes	8
1933	Johnson	8
	Cochrane	8
1934	Johnson	12
1935	Warstler	8
1936	Newsome	13
<b>1937</b>	<b>Werber</b>	<b>35</b>
1938	Werber	19
1939	Johnson	15
1940	Hayes	9
1941	Chapman	6
	Johnson	6
1942	Valo	13
1943	Welaj	12
	White	12
1944	Garrison	10
1945	Peck	5
1946	Valo	9
1947	Valo	11
1948	Fain	10
	Valo	10
1949	Valo	14
1950	Valo	12
1951	Valo	11
1952	Valo	12
1953	Phillely	13
1954	Jacobs	17
1955	Valo	5
1956	Piarcik	9
1957	Martin	7
1958	Tuttle	7
1959	Tuttle	7
1960	Snyder	10
1961	Howser	37
1962	Charles	20
1963	Tartabull	16
1964	Charles	12
<b>1965</b>	<b>Campaneris</b>	<b>51</b>
<b>1966</b>	<b>Campaneris</b>	<b>52</b>

<b>1967</b>	<b>Campaneris</b>	<b>55</b>
<b>1968</b>	<b>Campaneris</b>	<b>62</b>
1969	Campaneris	62
<b>1970</b>	<b>Campaneris</b>	<b>42</b>
1971	Campaneris	34
<b>1972</b>	<b>Campaneris</b>	<b>52</b>
1973	North	53
<b>1974</b>	<b>North</b>	<b>54</b>
1975	Washington	40
<b>1976</b>	<b>North</b>	<b>75</b>
1977	Page	42
1978	Dilone	50
1979	Henderson	33
<b>1980</b>	<b>Henderson</b>	<b>100</b>
<b>1981</b>	<b>Henderson</b>	<b>56</b>
<b>1982</b>	<b>Henderson</b>	<b>130</b>
<b>1983</b>	<b>Henderson</b>	<b>108</b>
<b>1984</b>	<b>Henderson</b>	<b>66</b>
1985	Collins	29
1986	Griffin	33
1987	Polonia	29
1988	Canseco	40
1989	R. Henderson	52
<b>1990</b>	<b>R. Henderson</b>	<b>65</b>
<b>1991</b>	<b>R. Henderson</b>	<b>58</b>
1992	R. Henderson	48
1993	R. Henderson	31
1994	Javier	24
1995	Javier	36
1996	Battle	10
1997	McDonald	13
<b>1998</b>	<b>Henderson</b>	<b>66</b>
1999	Phillips	11
	Velarde	11
2000	Velarde	9
2001	Damon	27
2002	Chavez	8
2003	Byrnes	10
	Tejada	10
2004	Byrnes	17
2005	Kendall	8
2006	Kendall	11
2007	Stewart	11
2008	Davis	25
2009	Davis	41
2010	Davis	50
<b>2011</b>	<b>Crisp</b>	<b>49</b>
2012	Crisp	39
2013	Crisp	21

**Bold denotes tied or led league**

# ATHLETICS YEAR-BY-YEAR PITCHING LEADERS

<b>Wins</b>	1959 Daley..... 16	<b>Losses</b>	1953 Byrd..... 20
1901 Fraser..... 20	1960 Daley..... 16	1901 Fraser..... 15	1954 Portocarrero... 18
1902 Waddell..... 24	1961 Bass..... 11	1902 Plank..... 15	1955 Ditmar..... 12
1903 Plank..... 23	1962 Rakov..... 14	1903 Plank..... 16	<b>1956 Ditmar..... 22</b>
1904 Plank..... 26	1963 Wickersham... 12	Waddell..... 16	1957 Garver..... 13
<b>1905 Waddell..... 26</b>	Pena..... 12	1904 Plank..... 17	1958 Terry..... 13
1906 Plank..... 19	1964 Pena..... 12	Waddell..... 17	1959 Daley..... 13
1907 Plank..... 24	1965 Sheldon..... 10	Henley..... 17	Garver..... 13
1908 Vickers..... 18	Talbot..... 10	1905 Plank..... 12	1960 Daley..... 16
1909 Plank..... 19	1966 Krausse..... 14	Henley..... 12	1961 Archer..... 15
<b>1910 Coombs..... 31</b>	1967 Hunter..... 13	Waddell..... 16	<b>1962 Rakov..... 17</b>
<b>1911 Coombs..... 28</b>	1968 Odom..... 16	1907 Plank..... 16	1963 Pena..... 20
1912 Plank..... 26	1969 Odom..... 15	1908 Vickers..... 19	1964 Segui..... 17
1913 Bender..... 21	Dobson..... 15	1909 Morgan..... 11	<b>1965 O'Donoghue... 18</b>
1914 Bender..... 17	1970 Hunter..... 18	Coombs..... 11	1966 Hunter..... 11
Bush..... 17	1971 Blue..... 24	1910 Morgan..... 12	1967 Hunter..... 17
1915 Wyckoff..... 10	1972 Hunter..... 21	1911 Coombs..... 12	Nash..... 17
1916 Bush..... 15	1973 Holtzman..... 21	1912 Brown..... 11	Krausse..... 17
1917 Bush..... 11	Hunter..... 21	1913 Brown..... 11	1968 Dobson..... 14
1918 Perry..... 21	<b>1974 Hunter..... 25</b>	1914 Bush..... 12	1969 Hunter..... 15
1919 Johnson..... 9	1975 Blue..... 22	<b>1915 Wyckoff..... 22</b>	1970 Dobson..... 15
Kinney..... 9	1976 Blue..... 18	<b>1916 Bush..... 24</b>	1971 Odom..... 12
1920 Perry..... 11	1977 Blue..... 14	1917 Bush..... 17	1972 Holtzman..... 11
1921 Rommel..... 16	1978 Johnson..... 11	<b>1918 Perry..... 19</b>	1973 Holtzman..... 13
<b>1922 Rommel..... 27</b>	1979 Langford..... 12	1919 Naylor..... 18	1974 Holtzman..... 17
1923 Rommel..... 18	1980 Norris..... 22	<b>1920 Perry..... 25</b>	1975 Holtzman..... 14
1924 Rommel..... 18	1981 McCatty..... 14	<b>1921 Rommel..... 23</b>	1976 Blue..... 13
<b>1925 Rommel..... 21</b>	1982 Langford..... 11	<b>1922 Harris..... 20</b>	1977 Langford..... 19
1926 Grove..... 13	Keough..... 11	<b>1923 Rommel..... 19</b>	Blue..... 19
1927 Grove..... 20	1983 Codiroli..... 12	1924 Rommel..... 15	1978 Keough..... 15
<b>1928 Grove..... 24</b>	1984 Burris..... 13	1925 Walberg..... 14	1979 Keough..... 17
<b>1929 Earnshaw..... 24</b>	1985 Codiroli..... 14	1926 Grove..... 13	1980 Kingman..... 20
<b>1930 Grove..... 28</b>	1986 Young..... 13	1927 Grove..... 13	1981 Langford..... 10
<b>1931 Grove..... 31</b>	<b>1987 Stewart..... 20</b>	1928 Walberg..... 12	<b>1982 Keough..... 18</b>
1932 Grove..... 25	1988 Stewart..... 21	1929 Walberg..... 11	1983 Codiroli..... 12
<b>1933 Grove..... 24</b>	1989 Stewart..... 21	1930 Earnshaw..... 13	1984 McCatty..... 14
1934 Marcum..... 14	<b>1990 Welch..... 27</b>	1931 Walberg..... 12	1985 Codiroli..... 14
1935 Marcum..... 17	1991 Moore..... 17	1932 Earnshaw..... 13	1986 Rijo..... 11
1936 Kelley..... 15	1992 Moore..... 17	Mahaffey..... 13	1987 Stewart..... 13
1937 Kelley..... 13	1993 Witt..... 14	1933 Walberg..... 13	1988 Stewart..... 12
1938 Caster..... 16	1994 Darling..... 10	1934 Cain..... 17	1989 Moore..... 11
1939 Nelson..... 10	1995 Stottlemlyre... 14	1935 Dietrich..... 13	1990 Moore..... 15
1940 Babich..... 14	1996 Wasdin..... 8	<b>1936 Rhodes..... 20</b>	1991 Welch..... 13
1941 Knott..... 13	1997 Small..... 9	<b>1937 Kelley..... 21</b>	1992 Moore..... 12
1942 Marchildon... 17	1998 Rogers..... 16	<b>1938 Caster..... 20</b>	1993 Witt..... 13
1943 Flores..... 12	1999 Heredia..... 13	1939 Ross..... 14	1994 Darling..... 11
1944 Christopher... 14	<b>2000 Hudson..... 20</b>	<b>1940 Caster..... 19</b>	1995 Van Poppel... 8
1945 Christopher... 13	<b>2001 Mulder..... 21</b>	1941 Marchildon... 15	1996 Johns..... 12
1946 Marchildon... 13	<b>2002 Zito..... 23</b>	1942 Wolf..... 15	1997 Karsay..... 12
1947 Marchildon... 19	2003 Hudson..... 16	Harris..... 15	<b>1998 Candiotti..... 16</b>
1948 Fowler..... 15	2004 Mulder..... 17	<b>1943 Harris..... 21</b>	1999 Haynes..... 12
1949 Kellner..... 20	2005 Haren..... 14	1944 Newsom..... 15	2000 Appier..... 11
1950 Hooper..... 15	Zito..... 14	<b>1945 Newsom..... 20</b>	Heredia..... 11
1951 Shantz..... 18	2006 Blanton..... 16	<b>1946 Marchildon... 16</b>	2001 Hudson..... 9
<b>1952 Shantz..... 24</b>	Zito..... 16	<b>Knerr..... 16</b>	2002 Lidle..... 10
1953 Kellner..... 11	2007 Haren..... 15	<b>Fowler..... 16</b>	2003 Zito..... 12
Byrd..... 11	2008 Duchscherer... 10	1947 Flores..... 13	2004 Redman..... 12
1954 Portocarrero... 9	2009 Anderson..... 11	1948 Marchildon... 15	2005 Zito..... 13
1955 Ditmar..... 12	2010 Cahill..... 18	1949 Coleman..... 14	2006 Haren..... 13
1956 Ditmar..... 12	2011 Gonzalez..... 16	<b>1950 Kellner..... 20</b>	2007 Gaudin..... 13
1957 Trucks..... 9	2012 Milone..... 13	<b>1951 Kellner..... 14</b>	2008 Smith..... 16
Morgan..... 9	Parker..... 13	1952 Byrd..... 15	2009 Cahill..... 13
1958 Garver..... 12	2013 Colón..... 18	Hooper..... 15	2010 Braden..... 14



2011 Cahill . . . . .	14	1946 Flores . . . . .	2.32	1996 Prieto . . . . .	4.15	1928 Rommel . . . . .	43
2012 Ross . . . . .	11	1947 Fowler . . . . .	2.81	1997 Haynes . . . . .	4.42	1929 Earnshaw . . . . .	44
2013 Griffin . . . . .	10	1948 Fowler . . . . .	3.78	1998 Rogers . . . . .	3.17	<b>1930 Grove . . . . .</b>	<b>50</b>
<b>ERA</b>		1949 Fowler . . . . .	3.74	1999 Hudson . . . . .	3.23	1931 Walberg . . . . .	44
1901 Plank . . . . .	3.31	1950 Brissie . . . . .	4.02	2000 Heredia . . . . .	4.12	1932 Grove . . . . .	44
1902 Waddell . . . . .	2.05	1951 Shantz . . . . .	3.95	2001 Hudson . . . . .	3.37	1933 Grove . . . . .	45
1903 Plank . . . . .	2.38	1952 Shantz . . . . .	2.48	2002 Zito . . . . .	2.75	1934 Cascarella . . . . .	42
1904 Waddell . . . . .	1.62	1953 Fricano . . . . .	3.88	2003 Hudson . . . . .	2.70	1935 Dietrich . . . . .	43
<b>1905 Waddell . . . . .</b>	<b>1.48</b>	1954 Portocarrero . . . . .	4.06	2004 Hudson . . . . .	3.53	1936 Kelley . . . . .	35
1906 Waddell . . . . .	2.21	1955 Kellner . . . . .	4.20	2005 Blanton . . . . .	3.53	Rhodes . . . . .	35
1907 Bender . . . . .	2.05	1956 Gorman . . . . .	3.84	2006 Zito . . . . .	3.83	1937 Kelley . . . . .	41
1908 Coombs . . . . .	2.00	1957 Trucks . . . . .	3.03	2007 Haren . . . . .	3.07	1938 Smith . . . . .	43
<b>1909 Krause . . . . .</b>	<b>1.39</b>	1958 Herbert . . . . .	3.50	2008 Smith . . . . .	4.16	1939 Dean . . . . .	54
1910 Coombs . . . . .	1.30	1959 Daley . . . . .	3.17	2009 Anderson . . . . .	4.06	1940 Heusser . . . . .	41
1911 Plank . . . . .	2.10	1960 Herbert . . . . .	3.27	2010 Cahill . . . . .	2.97	1941 Ferrick . . . . .	36
1912 Plank . . . . .	2.21	1961 Archer . . . . .	3.20	2011 Gonzalez . . . . .	3.12	1942 Marchildon . . . . .	38
1913 Bender . . . . .	2.21	1962 Rakow . . . . .	4.25	2012 Parker . . . . .	3.47	1943 Wolff . . . . .	41
1914 Bender . . . . .	2.26	1963 Drabowsky . . . . .	3.05	2013 Colón . . . . .	2.65	1944 Berry . . . . .	53
1915 Wyckoff . . . . .	3.52	1964 Pena . . . . .	4.44	<b>Games</b>		<b>1945 Berry . . . . .</b>	<b>52</b>
1916 Bush . . . . .	2.57	1965 O'Donoghue . . . . .	4.14	1901 Fraser . . . . .	40	1946 Savage . . . . .	40
1917 Bush . . . . .	2.47	1966 Krausse . . . . .	2.98	1902 Plank . . . . .	36	1947 Christopher . . . . .	44
1918 Perry . . . . .	1.98	1967 Hunter . . . . .	2.80	<b>1903 Plank . . . . .</b>	<b>43</b>	Savage . . . . .	44
1919 Naylor . . . . .	3.34	1968 Nash . . . . .	2.28	1904 Waddell . . . . .	46	1948 Harris . . . . .	45
1920 Rommel . . . . .	2.84	1969 Odom . . . . .	2.92	<b>1905 Waddell . . . . .</b>	<b>46</b>	1949 Kellner . . . . .	38
1921 Rommel . . . . .	3.95	<b>1970 Segui . . . . .</b>	<b>2.56</b>	1906 Waddell . . . . .	43	Scheib . . . . .	38
1922 Rommel . . . . .	3.28	<b>1971 Blue . . . . .</b>	<b>1.82</b>	1907 Waddell . . . . .	44	1950 Brissie . . . . .	46
1923 Rommel . . . . .	3.27	1972 Hunter . . . . .	2.04	1908 Vickers . . . . .	53	1951 Scheib . . . . .	46
1924 Baumgartner . . . . .	2.88	1973 Holtzman . . . . .	2.97	1909 Plank . . . . .	34	1952 Hooper . . . . .	43
1925 Gray . . . . .	3.39	<b>1974 Hunter . . . . .</b>	<b>2.49</b>	Bender . . . . .	34	1953 Martin . . . . .	58
<b>1926 Grove . . . . .</b>	<b>2.51</b>	1975 Blue . . . . .	3.01	<b>1910 Coombs . . . . .</b>	<b>45</b>	1954 Burtschy . . . . .	38
1927 Quinn . . . . .	3.18	1976 Blue . . . . .	2.35	1911 Coombs . . . . .	47	1955 Gorman . . . . .	57
1928 Grove . . . . .	2.57	1977 Blue . . . . .	3.83	1912 Coombs . . . . .	40	1956 Crimian . . . . .	54
<b>1929 Grove . . . . .</b>	<b>2.82</b>	1978 Keough . . . . .	3.24	1913 Bender . . . . .	48	1957 Trucks . . . . .	48
<b>1930 Grove . . . . .</b>	<b>2.54</b>	1979 McCatty . . . . .	4.22	1914 Bush . . . . .	38	1958 Gorman . . . . .	50
<b>1931 Grove . . . . .</b>	<b>2.05</b>	1980 Norris . . . . .	2.53	Shawkey . . . . .	38	1959 Grim . . . . .	40
<b>1932 Grove . . . . .</b>	<b>2.84</b>	<b>1981 McCatty . . . . .</b>	<b>2.32</b>	1915 Wyckoff . . . . .	38	1960 Kutyna . . . . .	51
1933 Grove . . . . .	3.21	1982 McCatty . . . . .	3.99	1916 Myers . . . . .	43	1961 Kunkel . . . . .	58
1934 Cain . . . . .	4.40	1983 Krueger . . . . .	3.61	1917 Myers . . . . .	38	1962 Wyatt . . . . .	59
1935 Marcum . . . . .	4.07	1984 Burris . . . . .	3.15	1918 Perry . . . . .	38	1963 Wyatt . . . . .	63
1936 Kelley . . . . .	3.87	1985 Sutton . . . . .	3.89	1919 Kinney . . . . .	44	<b>1964 Wyatt . . . . .</b>	<b>81</b>
1937 Smith . . . . .	3.93	1986 Haas . . . . .	2.74	1920 Perry . . . . .	42	1965 Dickson . . . . .	68
1938 Caster . . . . .	4.36	1987 Stewart . . . . .	3.68	Naylor . . . . .	42	1966 Aker . . . . .	66
1939 Nelson . . . . .	4.77	1988 Stewart . . . . .	3.23	1921 Rommel . . . . .	46	1967 Aker . . . . .	57
1940 Babich . . . . .	3.73	1989 Moore . . . . .	2.61	<b>1922 Rommel . . . . .</b>	<b>51</b>	1968 Aker . . . . .	54
1941 Marchildon . . . . .	3.57	1990 Stewart . . . . .	2.56	<b>1923 Rommel . . . . .</b>	<b>56</b>	1969 Lindblad . . . . .	60
1942 Wolff . . . . .	3.32	1991 Moore . . . . .	2.96	1924 Rommel . . . . .	43	Fingers . . . . .	60
1943 Flores . . . . .	3.12	1992 Welch . . . . .	3.27	1925 Walberg . . . . .	53	1970 Grant . . . . .	72
1944 Newsom . . . . .	2.82	1993 Witt . . . . .	4.29	1926 Pate . . . . .	47	1971 Fingers . . . . .	48
1945 Christopher . . . . .	3.17	<b>1994 Ontiveros . . . . .</b>	<b>2.65</b>	1927 Grove . . . . .	51	1972 Fingers . . . . .	65
		1995 Ontiveros . . . . .	4.37			1973 Fingers . . . . .	62

**ATHLETICS TOP HITTING STREAKS**

G	Player	Year	G	Player	Year	G	Player	Year
29	Bill Lamar	1925	22	Tilly Walker	1919	20	Tillie Walker	1921
28	Bing Miller	1929		Al Simmons	1925		Mule Haas	1929
27	Socks Seybold	1901		Jimmie Foxx	1929		Al Simmons	1929
	Al Simmons	1931		Doc Cramer	1932		Doc Cramer	1932-33
26	Bob Johnson	1938		Doc Cramer	1934		Wally Moses	1938
25	Jason Giambi	1997		Hector Lopez	1957		Benny McCoy	1941
24	Ferris Fain	1952		Vic Power	1958		Hank Majeski	1948-49
	Carney Lansford	1984		Eric Byrnes	2003		Dave Philley	1953
	Miguel Tejada	2002	21	Bob Johnson	1935		Hal Smith	1958
23	Jimmy Dykes	1925-26		Ty Cobb	1927		Jerry Lumpe	1962
	Al Simmons	1925						



## Athletics Year-By-Year Pitching Leaders, continued

1974 Fingers ..... 76	1919 Johnson ..... 25	1978 Keough ..... 32	1918 Perry ..... 30
1975 Fingers ..... 75	1920 Naylor ..... 36	1979 Langford ..... 29	1919 Naylor ..... 17
1976 Fingers ..... 70	1921 Rommel ..... 32	1980 Langford ..... 33	1920 Perry ..... 20
1977 Lacey ..... 64	1922 Rommel ..... 33	Norris ..... 33	Naylor ..... 20
1978 Lacey ..... 74	1923 Hasty ..... 36	1981 Langford ..... 24	1921 Rommel ..... 20
1979 Heaverlo ..... 62	1924 Rommel ..... 34	1982 Keough ..... 34	1922 Rommel ..... 22
1980 Lacey ..... 47	<b>1925 Harriss ..... 33</b>	1983 Codiroli ..... 31	1923 Rommel ..... 19
1981 Jones ..... 33	1926 Grove ..... 33	1984 McCatty ..... 30	1924 Rommel ..... 21
1982 Underwood ..... 56	1927 Walberg ..... 34	1985 Codiroli ..... 37	1925 Harriss ..... 15
1983 Underwood ..... 51	1928 Grove ..... 31	1986 Young ..... 27	1926 Grove ..... 20
1984 Caudill ..... 68	<b>1929 Grove ..... 37</b>	1987 Stewart ..... 37	1927 Walberg ..... 15
1985 Howell ..... 63	<b>1930 Earnshaw ..... 39</b>	<b>1988 Stewart ..... 37</b>	1928 Grove ..... 24
1986 Ontiveros ..... 46	1931 Walberg ..... 35	<b>1989 Stewart ..... 36</b>	1929 Grove ..... 21
1987 Eckersley ..... 54	1932 Walberg ..... 34	<b>1990 Stewart ..... 36</b>	1930 Grove ..... 22
Nelson ..... 54	1933 Cain ..... 32	<b>1991 Stewart ..... 35</b>	<b>1931 Grove ..... 27</b>
1988 Eckersley ..... 60	1934 Cain ..... 32	<b>Welch ..... 35</b>	<b>1932 Grove ..... 27</b>
1989 Honeycutt ..... 64	1935 Marcum ..... 27	<b>1992 Moore ..... 36</b>	<b>1933 Grove ..... 21</b>
1990 Eckersley ..... 63	1936 Rhodes ..... 28	1993 Witt ..... 33	1934 Marcum ..... 17
1991 Eckersley ..... 67	1937 Caster ..... 33	<b>1994 Darling ..... 25</b>	1935 Marcum ..... 19
1992 Eckersley ..... 69	<b>1938 Caster ..... 40</b>	1995 Stottlemyre ..... 31	1936 Kelley ..... 20
1993 Eckersley ..... 64	1939 Ross ..... 28	1996 Wengert ..... 25	1937 Caster ..... 19
1994 Eckersley ..... 45	1940 Babich ..... 30	1997 Karsay ..... 24	1938 Caster ..... 20
1995 Eckersley ..... 52	1941 Marchildon ..... 27	1998 Rogers ..... 34	1939 Nelson ..... 12
1996 Groom ..... 72	1942 Marchildon ..... 31	1999 Heredia ..... 33	1940 Babich ..... 16
Mohler ..... 72	1943 Flores ..... 27	2000 Heredia ..... 32	1941 Marchildon ..... 14
1997 Groom ..... 78	Harris ..... 27	Hudson ..... 32	1942 Marchildon ..... 18
1998 Groom ..... 75	1944 Newsom ..... 33	<b>2001 Hudson ..... 35</b>	1943 Harris ..... 15
1999 Groom ..... 76	1945 Newsom ..... 34	<b>Zito ..... 35</b>	1944 Newsom ..... 17
2000 Tam ..... 72	1946 Marchildon ..... 29	<b>2002 Zito ..... 35</b>	1945 Christopher ..... 18
2001 Tam ..... 70	1947 Marchildon ..... 35	2003 Zito ..... 35	1946 Marchildon ..... 16
<b>2002 Koch ..... 84</b>	1948 Marchildon ..... 30	2004 Zito ..... 34	1947 Marchildon ..... 21
2003 Bradford ..... 72	1949 Coleman ..... 30	<b>2005 Zito ..... 35</b>	1948 Fowler ..... 16
Foulke ..... 72	1950 Brissie ..... 31	<b>2006 Haren ..... 34</b>	1949 Kellner ..... 19
2004 Bradford ..... 68	1951 Kellner ..... 29	<b>Zito ..... 34</b>	1950 Kellner ..... 15
2005 Rincon ..... 67	1952 Shantz ..... 33	<b>Blanton ..... 34</b>	Brissie ..... 15
Street ..... 67	Kellner ..... 33	<b>Gaudin ..... 34</b>	1951 Shantz ..... 13
2006 Calero ..... 70	1953 Byrd ..... 37	<b>Haren ..... 34</b>	1952 Shantz ..... 27
2007 Embree ..... 68	1954 Portocarrero ..... 33	2008 Smith ..... 32	1953 Kellner ..... 14
2008 Embree ..... 70	1955 Kellner ..... 24	2009 Cahill ..... 32	1954 Portocarrero ..... 16
2009 Wuertz ..... 74	1956 Ditmar ..... 34	2010 Gonzalez ..... 33	1955 Ditmar ..... 7
2010 Breslow ..... 75	1957 Garver ..... 23	2011 Cahill ..... 34	1956 Ditmar ..... 14
2011 Breslow ..... 67	1958 Terry ..... 33	2012 Milone ..... 31	1957 Garver ..... 6
Fuentes ..... 67	1959 Garver ..... 30	2013 Griffin ..... 32	1958 Garver ..... 10
2012 Balfour ..... 75	1960 Daley ..... 35	Parker ..... 32	1959 Daley ..... 12
2013 Cook ..... 71	1961 Archer ..... 27		1960 Herbert ..... 14
	1962 Rakow ..... 35		1961 Archer ..... 9
	1963 Wickersham ..... 33	<b>Complete Games</b>	1962 Rakow ..... 11
<b>Games Started</b>	1964 Segui ..... 35	1901 Fraser ..... 35	1963 Drabowsky ..... 9
1901 Fraser ..... 37	1965 Talbot ..... 33	1902 Plank ..... 31	Pena ..... 9
1902 Plank ..... 32	1966 Hunter ..... 25	<b>1903 Waddell ..... 34</b>	1964 Pena ..... 5
<b>1903 Plank ..... 40</b>	1967 Hunter ..... 35	1904 Waddell ..... 39	1965 Segui ..... 5
1904 Waddell ..... 46	1968 Dobson ..... 34	<b>1905 Plank ..... 35</b>	1966 Nash ..... 5
<b>1905 Plank ..... 41</b>	Hunter ..... 34	1906 Bender ..... 24	1967 Hunter ..... 13
1906 Waddell ..... 34	1969 Dobson ..... 35	1907 Plank ..... 33	1968 Nash ..... 12
1907 Plank ..... 40	Hunter ..... 35	1908 Vickers ..... 21	1969 Dobson ..... 11
1908 Vickers ..... 33	1970 Hunter ..... 40	Plank ..... 21	1970 Dobson ..... 13
1909 Plank ..... 33	Dobson ..... 40	1909 Plank ..... 24	1971 Blue ..... 24
1910 Coombs ..... 38	1971 Blue ..... 39	Bender ..... 24	1972 Holtzman ..... 16
<b>1911 Coombs ..... 40</b>	1972 Hunter ..... 37	1910 Coombs ..... 35	Hunter ..... 16
1912 Coombs ..... 32	1973 Holtzman ..... 40	1911 Coombs ..... 26	1973 Holtzman ..... 16
1913 Brown ..... 35	1974 Hunter ..... 41	1912 Plank ..... 24	1974 Hunter ..... 23
1914 Shawkey ..... 31	1975 Holtzman ..... 38	1913 Plank ..... 18	1975 Holtzman ..... 13
1915 Wyckoff ..... 34	Blue ..... 38	1914 Shawkey ..... 18	Blue ..... 13
1916 Myers ..... 35	1976 Torrez ..... 39	1915 Wyckoff ..... 20	1976 Blue ..... 20
1917 Bush ..... 31	1977 Blue ..... 38	1916 Myers ..... 31	1977 Blue ..... 16
<b>1918 Perry ..... 36</b>		1917 Bush ..... 17	

1978	Johnson	7
1979	Langford	14
<b>1980</b>	<b>Langford</b>	<b>28</b>
<b>1981</b>	<b>Langford</b>	<b>18</b>
1982	Langford	15
1983	Codiroli	7
1984	Burris	5
1985	Codiroli	4
1986	Andujar	7
1987	Stewart	8
<b>1988</b>	<b>Stewart</b>	<b>14</b>
1989	Stewart	8
<b>1990</b>	<b>Stewart</b>	<b>11</b>
1991	Welch	7
1992	Darling	4
1993	Witt	5
1994	Witt	5
1995	Ontiveros	2
	Stottlemire	2
1996	Prieto	2
1997	Oquist	1
	Wengert	1
1998	Rogers	7
1999	Rogers	3
2000	Heredia	2
	Hudson	2
2001	Mulder	6
2002	Hudson	4
<b>2003</b>	<b>Mulder</b>	<b>9</b>
<b>2004</b>	<b>Mulder</b>	<b>5</b>
2005	Haren	3
2006	Haren	2
	Loaiza	2
2007	Blanton	3
2008	Smith	2
2009	Anderson	1
	Tomko	1
2010	Braden	5
2011	McCarthy	5
2012	Milone	1
2013	Colón	3
<b>Saves</b>		
1969	Fingers	12
1970	Grant	24
<b>1971</b>	<b>Fingers</b>	<b>17</b>
1972	Fingers	21
1973	Fingers	22
1974	Fingers	18
1975	Fingers	24
1976	Fingers	20
1977	Bair	7
	Lacey	7
1978	Sosa	14
1979	Heaverlo	9
1980	Lacey	6
1981	Beard	3
	Jones	3
1982	Beard	11
1983	Beard	10
1984	Caudill	36
1985	Howell	29
1986	Howell	16
1987	Eckersley	16
	Howell	16
<b>1988</b>	<b>Eckersley</b>	<b>45</b>
1989	Eckersley	33

1990	Eckersley	48
1991	Eckersley	43
<b>1992</b>	<b>Eckersley</b>	<b>51</b>
1993	Eckersley	36
1994	Eckersley	19
1995	Eckersley	29
1996	Taylor	27
1997	Taylor	23
1998	Taylor	33
1999	Taylor	26
2000	Isringhausen	33
2001	Isringhausen	34
2002	Koch	44
<b>2003</b>	<b>Foulke</b>	<b>43</b>
2004	Dotel	22
2005	Street	23
2006	Street	37
2007	Embree	17
2008	Street	18
2009	Bailey	26
2010	Bailey	25
2011	Bailey	24
2012	Balfour	24
2013	Balfour	38

#### Innings Pitched

1901	Fraser	331
1902	Plank	300
1903	Plank	336
1904	Waddell	383
1905	Plank	347
1906	Waddell	273
1907	Plank	344
1908	Vickers	300
1909	Plank	275
1910	Coombs	353
1911	Coombs	337
1912	Coombs	262
1913	Bender	237
1914	Shawkey	237
1915	Wyckoff	276
1916	Myers	315
1917	Bush	233
<b>1918</b>	<b>Perry</b>	<b>332</b>
1919	Naylor	205
1920	Perry	264
1921	Rommel	285
1922	Rommel	294
1923	Rommel	298
1924	Rommel	278
1925	Rommel	261
1926	Grove	258
1927	Grove	262
1928	Grove	262
1929	Grove	275
1930	Earnshaw	296
<b>1931</b>	<b>Walberg</b>	<b>291</b>
1932	Grove	292
1933	Grove	275
1934	Marcum	232
1935	Marcum	243
1936	Kelley	235
1937	Caster	232
1938	Caster	281
1939	Nelson	198
1940	Babich	229
1941	Marchildon	204

1942	Marchildon	244
1943	Flores	231
1944	Newsom	265
1945	Newsom	257
1946	Marchildon	227
1947	Marchildon	277
1948	Marchildon	226
1949	Kellner	245
1950	Brissie	246
1951	Kellner	210
1952	Shantz	280
1953	Byrd	237
1954	Portocarrero	248
1955	Ditmar	175
1956	Ditmar	254
1957	Garver	145
1958	Terry	217
1959	Daley	216
1960	Herbert	253
1961	Archer	205
1962	Rakow	235
1963	Wickersham	238
1964	Pena	219
1965	Talbot	198
1966	Krausse	178
1967	Hunter	260
1968	Hunter	234
1969	Hunter	247
1970	Dobson	267
1971	Blue	213
1972	Hunter	295
1973	Holtzman	297
1974	Hunter	318
1975	Blue	278
1976	Blue	298
1977	Blue	279.2
1978	Keough	197.1
1979	Langford	219.0
<b>1980</b>	<b>Langford</b>	<b>290.0</b>
1981	Langford	195.1
1982	Langford	237.1
1983	Codiroli	205.2
1984	Burris	211.2
1985	Codiroli	226.0
1986	Young	198.0
1987	Stewart	261.1
<b>1988</b>	<b>Stewart</b>	<b>275.2</b>
1989	Stewart	257.2
<b>1990</b>	<b>Stewart</b>	<b>267.0</b>
1991	Stewart	226.0
1992	Moore	223.0
1993	Witt	220.0
1994	Darling	160.0
1995	Stottlemire	209.2
1996	Wengert	161.1
1997	Wengert	134.0
1998	Rogers	238.2
1999	Heredia	200.1
2000	Hudson	202.1
2001	Hudson	235.0
2002	Hudson	238.1
2003	Hudson	240.0
2004	Mulder	225.2
2005	Zito	228.1
2006	Haren	223.0
2007	Blanton	230.0
2008	Smith	190.1

2009	Cahill	178.2
2010	Gonzalez	200.2
2011	Cahill	207.2
2012	Milone	190.0
2013	Griffin	200.0

#### Strikeouts

1901	Fraser	110
<b>1902</b>	<b>Waddell</b>	<b>210</b>
<b>1903</b>	<b>Waddell</b>	<b>302</b>
<b>1904</b>	<b>Waddell</b>	<b>349</b>
<b>1905</b>	<b>Waddell</b>	<b>287</b>
<b>1906</b>	<b>Waddell</b>	<b>196</b>
<b>1907</b>	<b>Waddell</b>	<b>232</b>
1908	Dygert	164
1909	Bender	161
1910	Coombs	224
1911	Coombs	185
1912	Coombs	120
1913	Plank	151
1914	Plank	110
1915	Wyckoff	157
1916	Myers	182
1917	Bush	121
1918	Perry	81
1919	Kinney	97
1920	Naylor	90
1921	Harriss	92
1922	Harriss	102
1923	Harriss	89
1924	Rommel	72
<b>1925</b>	<b>Grove</b>	<b>116</b>
<b>1926</b>	<b>Grove</b>	<b>194</b>
<b>1927</b>	<b>Grove</b>	<b>174</b>
<b>1928</b>	<b>Grove</b>	<b>183</b>
<b>1929</b>	<b>Grove</b>	<b>170</b>
<b>1930</b>	<b>Grove</b>	<b>209</b>
<b>1931</b>	<b>Grove</b>	<b>175</b>
1932	Grove	188
1933	Grove	114
1934	Marcum	92
1935	Marcum	99
1936	Kelley	82
1937	Caster	100
1938	Caster	112
1939	Nelson	75
1940	Babich	94
1941	Marchildon	74
1942	Marchildon	110
1943	Flores	113
1944	Newsom	142
1945	Newsom	127
1946	Marchildon	95
1947	Marchildon	128
1948	Brissie	127
1949	Brissie	118
1950	Brissie	101
1951	Kellner	94
1952	Shantz	152
1953	Byrd	122
1954	Portocarrero	132
1955	Ditmar	79
1956	Ditmar	126
1957	Terry	80
1958	Terry	134
1959	Daley	125
1960	Daley	126

## Athletics Year-By-Year Pitching Leaders, continued

1961 Archer . . . . . 110	2007 Haren . . . . . 192	1937 Caster . . . . . 107	1983 Conroy . . . . . 98
1962 Rakow . . . . . 159	2008 Eveland . . . . . 118	1938 Caster . . . . . 117	1984 Burris . . . . . 90
1963 Pena . . . . . 128	2009 Anderson . . . . . 150	1939 Ross . . . . . 95	1985 Birtsas . . . . . 91
1964 Pena . . . . . 184	2010 Gonzalez . . . . . 171	1940 Babich . . . . . 80	1986 Rijo . . . . . 108
1965 Segui . . . . . 119	2011 Gonzalez . . . . . 197	1941 Marchildon . . . . . 118	1987 Stewart . . . . . 105
1966 Hunter . . . . . 103	2012 Parker . . . . . 140	<b>1942 Marchildon . . . . . 140</b>	1988 Stewart . . . . . 110
1967 Hunter . . . . . 196	2013 Griffin . . . . . 171	1943 Black . . . . . 110	1989 Moore . . . . . 83
1968 Hunter . . . . . 172		1944 Newsom . . . . . 82	1990 Moore . . . . . 84
1969 Odom . . . . . 150		1945 Newsom . . . . . 103	1991 Moore . . . . . 105
Hunter . . . . . 150	<b>Walks</b>	1946 Marchildon . . . . . 114	Stewart . . . . . 105
1970 Hunter . . . . . 178	<b>1901 Fraser . . . . . 132</b>	<b>1947 Marchildon . . . . . 141</b>	1992 Moore . . . . . 103
1971 Blue . . . . . 301	1902 Husting . . . . . 91	1948 Marchildon . . . . . 131	1993 Witt . . . . . 91
1972 Hunter . . . . . 191	1903 Waddell . . . . . 85	1949 Kellner . . . . . 129	<b>1994 Van Poppel . . . . . 89</b>
1973 Blue . . . . . 158	1904 Waddell . . . . . 91	1950 Brissie . . . . . 117	1995 Stottlemyre . . . . . 80
1974 Blue . . . . . 174	1905 Waddell . . . . . 90	1951 Kellner . . . . . 93	1996 Johns . . . . . 69
1975 Blue . . . . . 189	Bender . . . . . 90	1952 Byrd . . . . . 98	1997 Prieto . . . . . 70
1976 Blue . . . . . 166	1906 Waddell . . . . . 92	1953 Byrd . . . . . 115	1998 Haynes . . . . . 88
1977 Blue . . . . . 157	1907 Plank . . . . . 85	1954 Portocarrero . . . . . 114	1999 Haynes . . . . . 80
1978 Keough . . . . . 108	Dygart . . . . . 85	1955 Ditmar . . . . . 86	2000 Appier . . . . . 102
1979 Langford . . . . . 101	<b>1908 Dygart . . . . . 97</b>	1956 Ditmar . . . . . 108	2001 Zito . . . . . 80
1980 Norris . . . . . 180	1909 Coombs . . . . . 73	1957 Trucks . . . . . 62	2002 Zito . . . . . 78
1981 McCatty . . . . . 91	<b>1910 Morgan . . . . . 117</b>	1958 Garver . . . . . 66	2003 Zito . . . . . 88
1982 Norris . . . . . 83	1911 Coombs . . . . . 119	1959 Daley . . . . . 62	2004 Mulder . . . . . 83
1983 Conroy . . . . . 112	1912 Coombs . . . . . 94	Herbert . . . . . 62	2005 Zito . . . . . 89
1984 Burris . . . . . 93	1913 Houck . . . . . 122	1960 Daley . . . . . 96	2006 Zito . . . . . 99
1985 Codiroli . . . . . 111	1914 Wyckoff . . . . . 103	1961 Walker . . . . . 96	2007 Gaudin . . . . . 100
1986 Rijo . . . . . 176	<b>1915 Wyckoff . . . . . 165</b>	1962 Pfister . . . . . 106	2008 Smith . . . . . 87
1987 Stewart . . . . . 205	<b>1916 Myers . . . . . 168</b>	1963 Wickersham . . . . . 79	2009 Cahill . . . . . 72
1988 Stewart . . . . . 192	1917 Bush . . . . . 111	1964 Segui . . . . . 94	2010 Gonzalez . . . . . 92
1989 Moore . . . . . 172	1918 Perry . . . . . 111	1965 Talbot . . . . . 86	<b>2011 Gonzalez . . . . . 91</b>
1990 Stewart . . . . . 166	1919 Kinney . . . . . 91	1966 Hunter . . . . . 64	2012 Parker . . . . . 63
1991 Moore . . . . . 153	1920 Naylor . . . . . 86	1967 Nash . . . . . 87	2013 Parker . . . . . 63
1992 Stewart . . . . . 130	1921 Moore . . . . . 122	1968 Odom . . . . . 98	
1993 Witt . . . . . 131	1922 Harriss . . . . . 94	1969 Odom . . . . . 112	
1994 Witt . . . . . 111	1923 Rommel . . . . . 108	1970 Odom . . . . . 100	
1995 Stottlemyre . . . . . 205	1924 Rommel . . . . . 94	1971 Blue . . . . . 88	
1996 Reyes . . . . . 78	<b>1925 Grove . . . . . 131</b>	1972 Odom . . . . . 87	
1997 Karsay . . . . . 92	1926 Grove . . . . . 101	1973 Blue . . . . . 105	
1998 Rogers . . . . . 138	1927 Walberg . . . . . 91	1974 Blue . . . . . 98	
1999 Hudson . . . . . 132	1928 Earnshaw . . . . . 100	1975 Holtzman . . . . . 108	
2000 Hudson . . . . . 169	<b>1929 Earnshaw . . . . . 125</b>	1976 Torrez . . . . . 87	
2001 Zito . . . . . 205	1930 Earnshaw . . . . . 139	1977 Blue . . . . . 86	
2002 Zito . . . . . 182	1931 Walberg . . . . . 109	1978 Keough . . . . . 85	
2003 Hudson . . . . . 162	1932 Walberg . . . . . 103	1979 Norris . . . . . 94	
2004 Harden . . . . . 167	1933 Cain . . . . . 137	1980 McCatty . . . . . 99	
2005 Zito . . . . . 171	1934 Cain . . . . . 128	1981 Norris . . . . . 63	
2006 Haren . . . . . 176	1935 Dietrich . . . . . 101	1982 Keough . . . . . 101	
	1936 Rhodes . . . . . 102		

**Bold denotes tied or led league**

## OAKLAND A'S TOP HITTING STREAKS

G	Player	Year	G	Player	Year	G	Player	Year
25	Jason Giambi . . . . .	1997	17	Mark Ellis . . . . .	2010-11	16	Mark Kotsay . . . . .	2006
24	Miguel Tejada . . . . .	2002		Terrence Long . . . . .	2000		Jermaine Dye . . . . .	2001
	Carney Lansford . . . . .	1984		Jason Giambi . . . . .	1998		Jason Giambi . . . . .	1998
22	Eric Byrnes . . . . .	2003		Brent Gates . . . . .	1995		Gene Tenace . . . . .	1975
19	Jason Giambi . . . . .	1996		Geronimo Berroa . . . . .	1995		Danny Cater . . . . .	1969
	Carney Lansford . . . . .	1989		Stan Javier . . . . .	1994			
	Carney Lansford . . . . .	1983		Carney Lansford . . . . .	1988			
18	Jason Giambi . . . . .	1999		Luis Polonia . . . . .	1987			
	Scott Spiezio . . . . .	1998		Donnie Hill . . . . .	1985			
	Mark McGwire . . . . .	1995		Mike Edwards . . . . .	1978			
				Joe Rudi . . . . .	1972			
				Bert Campaneris . . . . .	1972			

# ATHLETICS HOME RUN HISTORY

## 20 OR MORE HOME RUNS IN A SEASON

NO.	PLAYER	YEAR	NO.	PLAYER	YEAR	NO.	PLAYER	YEAR
58	Jimmie Foxx	1932	29	Gus Zernial	1952	22	Al Simmons	1931
52	Mark McGwire	1996		Reggie Jackson	1968		Bob Johnson	1941
49	Mark McGwire	1987		Sal Bando	1973		Eddie Robinson	1953
48	Jimmie Foxx	1933		Reggie Jackson	1974		Bert Campaneris	1970
47	Reggie Jackson	1969		Gene Tenace	1975		Sal Bando	1974
44	Jimmie Foxx	1934		Eric Chavez	2003		Joe Rudi	1974
	Jose Canseco	1991		Eric Chavez	2004		Gene Tenace	1976
43	Jason Giambi	2000		Josh Willingham	2011		Wayne Gross	1977
42	Gus Zernial	1953	28	Bob Johnson	1935		Jeff Newman	1979
	Jose Canseco	1988		Jim Gentile	1964		Tony Armas	1981
	Mark McGwire	1992		Tony Armas	1982		Mike Davis	1987
39	Mark McGwire	1990		Rickey Henderson	1990		Dave Parker	1989
	Mark McGwire	1995		Ben Grievé	1999		Mark McGwire	1991
	Frank Thomas	2006	27	Joe Hauser	1924		Jose Canseco	1992
38	Bob Cerv	1958		Gus Zernial	1957		Ruben Sierra	1993
	Matt Stairs	1999		Don Mincher	1970		Geronimo Berroa	1995
	Jason Giambi	2001		Sal Bando	1976		Scott Brosius	1996
37	Tilly Walker	1922		Dwayne Murphy	1982		Bobby Crosby	2004
	Jimmie Foxx	1930		Matt Stairs	1997		Erubiel Durazo	2004
	Jose Canseco	1990		Jason Giambi	1998		Eric Chavez	2006
36	Al Simmons	1930		Ben Grievé	2000		Nick Swisher	2007
	Jimmie Foxx	1935		Miguel Tejada	2003		<b>Coco Crisp</b>	<b>2013</b>
	Reggie Jackson	1975		Eric Chavez	2005	21	Bing Miller	1922
	Geronimo Berroa	1996	26	Mike Epstein	1972		Bob Johnson	1933
35	Al Simmons	1932		Gene Tenace	1974		Harry Simpson	1956
	Tony Armas	1980		Matt Stairs	1998		Joe Rudi	1975
	Dave Kingman	1984		Eric Chavez	2000		Mitchell Page	1977
	Dave Kingman	1986		Jack Cust	2007		Miguel Tejada	1999
	Terry Steinbach	1996		<b>Yoenis Céspedes</b>	<b>2013</b>		Matt Stairs	2000
	John Jaha	1999	25	Bob Johnson	1936		Erubiel Durazo	2003
	Nick Swisher	2006		Bob Johnson	1937		Ramon Hernandez	2003
34	Al Simmons	1929		Wally Moses	1937		Nick Swisher	2005
	Bob Johnson	1934		Sam Chapman	1941		<b>Brandon Moss</b>	<b>2012</b>
	Rocky Colavito	1964		Norm Siebern	1962	20	Frankie Hayes	1939
	Mark McGwire	1997		Reggie Jackson	1972		Sam Chapman	1946
	Eric Chavez	2002		Dave Henderson	1991		Eddie Joost	1952
	Miguel Tejada	2002		Jack Cust	2009		Woodie Held	1957
33	Jimmie Foxx	1929	24	Al Simmons	1925		Bob Cerv	1959
	Gus Zernial	1951		Sam Chapman	1949		Sal Bando	1970
	Dwayne Murphy	1984		Sal Bando	1971		Dwayne Murphy	1985
	Jose Canseco	1986		Gene Tenace	1973		Dave Henderson	1990
	Mark McGwire	1989		Mike Davis	1985		Harold Baines	1991
	Jason Giambi	1999		Dave Henderson	1988		Dave Henderson	1993
	Jack Cust	2008		Jermaine Dye	2002		Jason Giambi	1996
32	Reggie Jackson	1971		<b>Josh Donaldson</b>	<b>2013</b>		Jason Giambi	1997
	Reggie Jackson	1973	23	Tilly Walker	1921		Eric Byrnes	2004
	Mark McGwire	1988		Mickey Cochrane	1932			
	Eric Chavez	2001		Mike Higgins	1935			
	<b>Josh Reddick</b>	<b>2012</b>		Bob Johnson	1939			
31	Bob Johnson	1940		Sam Chapman	1940			
	Sal Bando	1969		Eddie Joost	1949			
	Jose Canseco	1987		Sam Chapman	1950			
	Miguel Tejada	2001		Ken Harrelson	1965			
30	Jimmie Foxx	1931		Reggie Jackson	1970			
	Bob Johnson	1938		Billy Williams	1975			
	Gus Zernial	1955		Ruben Sierra	1994			
	Dave Kingman	1985		Jose Canseco	1997			
	Miguel Tejada	2000		Jermaine Dye	2004			
	<b>Brandon Moss</b>	<b>2013</b>		<b>Yoenis Céspedes</b>	<b>2012</b>			

## Athletics Home Run History, continued

### HOME RUN LEADERS BY POSITION

#### Franchise – Career

P	John Odom (1964-75)	12
C	Terry Steinbach (1986-96)	116
1B	Mark McGwire (1986-97)	349
2B	Mark Ellis (2002-11)	84
3B	Eric Chavez (1998-10)	223
SS	Miguel Tejada (1997-03)	156
LF	Bob Johnson (1933-42)	201
CF	Dwayne Murphy (1978-87)	152
RF	Reggie Jackson (1967-75; 87)	225
DH	Dave Kingman (1984-86)	98

#### Franchise – Season

P	John Odom (1969)	5
C	Terry Steinbach (1996)	34
1B	Jimmie Foxx (1932)	51
2B	Mark Ellis (2007)	19
3B	Eric Chavez (2001)	32
SS	Miguel Tejada (2002)	34
LF	Gus Zernial (1953)	41
CF	Dwayne Murphy (1984)	33
RF	Reggie Jackson (1969)	45
DH	Frank Thomas (2006)	39

### GRAND SLAM LEADERS

#### Franchise – Career

1.	Jimmie Foxx (1925-35)	9
	Sam Chapman (1938-41, 45-51)	9
	Gus Zernial (1951-57)	9
	Mark McGwire (1986-97)	9
5.	Bob Johnson (1933-42)	8
	Terry Steinbach (1986-96)	8
	Jason Giambi (1995-01)	8
8.	Sal Bando (1966-76)	7
	Matt Stairs (1996-00)	7
	Miguel Tejada (1997-03)	7

#### Franchise – Season

1.	Jason Giambi (2000)	4
2.	Jimmie Foxx (1932)	3
	Jimmie Foxx (1934)	3
	Bob Johnson (1938)	3
	Gus Zernial (1952)	3
	Gene Tenace (1974)	3
	Dave Kingman (1984)	3
	Ben Grieve (2000)	3
	Miguel Tejada (2001)	3

#### Oakland – Career

P	John Odom (1968-75)	12
C	Terry Steinbach (1986-96)	116
1B	Mark McGwire (1986-97)	349
2B	Mark Ellis (2002-11)	84
3B	Eric Chavez (1998-10)	223
SS	Miguel Tejada (1997-03)	156
LF	Rickey Henderson (1979-84; 89-95; 98)	156
CF	Dwayne Murphy (1978-87)	152
RF	Reggie Jackson (1968-75; 87)	225
DH	Dave Kingman (1984-86)	98

#### Oakland – Season

P	John Odom (1969)	5
C	Terry Steinbach (1996)	34
1B	Mark McGwire (1987)	48
2B	Mark Ellis (2007)	19
3B	Eric Chavez (2001)	32
SS	Miguel Tejada (2002)	34
LF	Ben Grieve (1999)	28
CF	Dwayne Murphy (1984)	33
RF	Reggie Jackson (1969)	45
DH	Frank Thomas (2006)	39

#### Oakland – Career

1.	Mark McGwire (1986-97)	9
2.	Terry Steinbach (1986-96)	8
	Jason Giambi (1995-01; 09)	8
4.	Sal Bando (1968-76)	7
	Matt Stairs (1996-00)	7
	Miguel Tejada (1997-03)	7
7.	Gene Tenace (1969-76)	6
8.	Joe Rudi (1968-76; 82)	5
	Dave Kingman (1984-86)	5
	Eric Chavez (1998-10)	5

#### Oakland – Season

1.	Jason Giambi (2000)	4
2.	Gene Tenace (1974)	3
	Dave Kingman (1984)	3
	Ben Grieve (2000)	3
	Miguel Tejada (2001)	3
6.	25 times; last: Brandon Inge (2012)	2

### OAKLAND A'S MILESTONE HITS

1	John Donaldson, April 10, 1968 at Baltimore
10000	Phil Garner, June 27, 1975 at California
20000	Dwayne Murphy, June 1, 1983 at Milwaukee
30000	Mike Gallego, May 30, 1990 vs. Toronto
40000	Matt Stairs, August 15, 1997 at Chicago
50000	Damian Miller, July 26, 2004 vs. Seattle
60000	Hideki Matsui, August 1, 2011 at Seattle

### MOST 100-WIN SEASONS BY CURRENT MLB FRANCHISES

New York-AL	19
Athletics	10
Cardinals	8
Braves	8
Giants	7
Dodgers	6

## PINCH HIT HOME RUN LEADERS

### Franchise – Career

1.	Gus Zernial (1951-57) . . . . .	5
	Jeff Burroughs (1982-84) . . . . .	5
	Mark McGwire (1986-97) . . . . .	5
	Terry Steinbach (1986-96) . . . . .	5
	Mike Aldrete (1993-95) . . . . .	5
6.	Four times . . . . .	4

### Franchise – Season

1.	Jeff Burroughs (1982) . . . . .	4
2.	Allie Clark (1952) . . . . .	3
	Kite Thomas (1952) . . . . .	3
	Bob Cerv (1957) . . . . .	3
	Frank Fernandez (1970) . . . . .	3
	Rich McKinney (1977) . . . . .	3
	Jeff Newman (1978) . . . . .	3
	<b>Derek Norris (2013)</b> . . . . .	<b>3</b>

### Oakland – Career

1.	Jeff Burroughs (1982-84) . . . . .	5
	Mark McGwire (1986-87) . . . . .	5
	Terry Steinbach (1986-96) . . . . .	5
	Mike Aldrete (1993-95) . . . . .	5
5.	Matt Stairs (1996-00) . . . . .	4
	Olmedo Saenz (1999-02) . . . . .	4

### Oakland – Season

1.	Jeff Burroughs (1982) . . . . .	4
2.	Frank Fernandez (1970) . . . . .	3
	Rich McKinney (1977) . . . . .	3
	Jeff Newman (1978) . . . . .	3
	<b>Derek Norris (2013)</b> . . . . .	<b>3</b>
6.	Nine times; last: Kurt Suzuki (2008) . . . . .	2

## INSIDE-THE-PARK HOME RUN LEADERS

### Franchise – Career

1.	Danny Murphy (1902-13) . . . . .	18
2.	Harry Davis (1901-11; 13-17) . . . . .	9
	Stuffy McInnis (1909-17) . . . . .	9
4.	Jimmie Foxx (1925-35) . . . . .	8
5.	Eddie Collins (1906-14; 27-30) . . . . .	7

### Franchise – Season

1.	Danny Murphy (1904) . . . . .	4
2.	10 times; last Jimmie Foxx (1931) . . . . .	3

### Oakland – Career

1.	Reggie Jackson (1968-75; 87) . . . . .	4
2.	18 times . . . . .	1

### Oakland – Season

1.	Reggie Jackson (1968) . . . . .	2
2.	20 times; last Nick Swisher (2006) . . . . .	1

## LEAD OFF HOME RUN LEADERS

### Franchise – Career

1.	Rickey Henderson (1979-84; 89-95; 98) . . . . .	43
2.	Eddie Joost (1947-54) . . . . .	19
3.	Bert Campaneris (1964-76) . . . . .	13
4.	<b>Coco Crisp (2010-13)</b> . . . . .	<b>11</b>
5.	Max Bishop (1924-33) . . . . .	9
6.	Wally Moses (1935-41; 49-51) . . . . .	7

### Franchise – Season

1.	Rickey Henderson (1993) . . . . .	7
2.	Eddie Joost (1948) . . . . .	6
	Bert Campaneris (1970) . . . . .	6
4.	Rickey Henderson (1990) . . . . .	5
	Rickey Henderson (1991) . . . . .	5
	Rickey Henderson (1992) . . . . .	5
	<b>Coco Crisp (2013)</b> . . . . .	<b>5</b>

### Oakland – Career

1.	Rickey Henderson (1979-84; 89-95; 98) . . . . .	43
2.	<b>Coco Crisp (2010-13)</b> . . . . .	<b>11</b>
3.	Bert Campaneris (1968-76) . . . . .	10
4.	Mark Kotsay (2004-07) . . . . .	5
5.	Eric Byrnes (2000-04) . . . . .	4
	Tony Phillips (1982-89; 99) . . . . .	4

### Oakland – Season

1.	Rickey Henderson (1993) . . . . .	7
2.	Bert Campaneris (1970) . . . . .	6
3.	Rickey Henderson (1990) . . . . .	5
	Rickey Henderson (1991) . . . . .	5
	Rickey Henderson (1992) . . . . .	5
	<b>Coco Crisp (2013)</b> . . . . .	<b>5</b>

## GAME ENDING HOME RUN LEADERS

### Franchise – Career

1.	Reggie Jackson (1967-75; 87) . . . . .	5
	Rickey Henderson (1979-84; 89-95; 98) . . . . .	5
	Matt Stairs (1996-00) . . . . .	5
4.	Jimmie Foxx (1925-35) . . . . .	4
	Dwayne Murphy (1978-87) . . . . .	4
	Al Simmons (1924-32; 40-41; 44) . . . . .	4

### Franchise – Season

1.	Reggie Jackson (1971) . . . . .	3
	Dave Kingman (1986) . . . . .	3
	Matt Stairs (1999) . . . . .	3
4.	eight times . . . . .	2

### Oakland – Career

1.	Reggie Jackson (1968-75; 87) . . . . .	5
	Rickey Henderson (1979-84; 89-95; 98) . . . . .	5
	Matt Stairs (1996-00) . . . . .	5
4.	Dwayne Murphy (1978-87) . . . . .	4
5.	nine times . . . . .	3

### Oakland – Season

1.	Reggie Jackson (1971) . . . . .	3
	Dave Kingman (1986) . . . . .	3
	Matt Stairs (1999) . . . . .	3
4.	seven times; last: <b>Brandon Moss (2013)</b> . . . . .	2

## Athletics Home Run History, continued

### ATHLETICS GAMES OF FIVE OR MORE HOME RUNS

No.	Opponent	H/A	Date	Hitters
8	California	A	June 27, 1996	Berroa, Brosius 2, Giambi, Herrera, McGwire, Steinbach, Young
7	Detroit	H	June 3, 1921	Dugan, Dykes 2, Perkins, Walker, Welch 2
7	Cleveland (2)	A	July 6, 1990	Canseco, R. Henderson 2, Lansford, McGwire 2, Quirk
6	Cleveland	H	July 18, 1980	Armas 2, Essian, Murphy, Page 2
6	Minnesota	H	Aug. 3, 1991	Baines, Canseco, D. Henderson 3, McGwire
6	Boston	H	Aug. 21, 1997	Bellhorn, Canseco, Giambi, McDonald, Spiezo, Young
6	Toronto	H	Aug. 18, 1998	Christenson, Giambi, Spiezo 2, Stairs 2
6	Cleveland	H	Aug. 24, 1999	Hinch, Jaha 2, Spiezo, Velarde 2
6	Tampa Bay	H	Sept. 9, 2000	Ja. Giambi 2, Grieve, Hernandez, Long, Tejada
6	Anaheim	H	Sept. 11, 2003	Byrnes, Chavez 2, Ellis, Hernandez, McMillon
6	Kansas City	A	May 10, 2007	Chavez, Cust 2, Johnson 2, Putnam
6	Arizona	A	June 17, 2008	Ellis 2, Chavez, Crosby, Davis, Suzuki
5*	Toronto	A	Aug. 9, 2013	Reddick 3, Céspedes, Lowrie

\* 39 times total; game listed is most recent

### OPPONENT GAMES OF FIVE OR MORE HOME RUNS

No.	Opponent	H/A	Date	Hitters
7	Seattle	A	Apr. 11, 1985	Cowens, Bradley, Presley, Thomas 3, Henderson
6	Detroit	H	Aug. 17, 1969	Northrup, Wert, Tresh, Kaline 2, Stanley
6	Seattle	A	Aug. 2, 1983	Owen, D. Henderson 2, S. Henderson 2, Ramos
6	California	A	Apr. 23, 1985	Jackson 2, Narron, Schofield, Grich, DeCinces
6	Minnesota	H	Aug. 15, 1993	Brito 2, Puckett 2, Harper, Reboulet
6	Boston	A	Apr. 19, 1994	Vaughn 2, Cooper, Naehring 2, Greenwell
5*	Los Angeles	H	Aug. 8, 2012	Morales 2, Hunter, Iannetta, Trumbo

\*24 times total; game listed most recent

### MOST HOME RUNS, INNING – ATHLETICS

No.	Opponent	H/A	Date	Hitters
4	Boston	H	Aug. 21, 1997	Giambi, Young, McDonald, Canseco (3)
4	Tampa Bay	H	Sept. 1, 1999	Tejada, Chavez, Giambi, Jaha (4)
4	Chicago	H	Apr. 27, 2002	Hatteberg, Long, Pena, Menechino (3)

### MOST HOME RUNS, INNING – OPPONENTS

No.	Opponent	H/A	Date	Hitters
5	Minnesota	A	June 9, 1966	Rollins, Versalles, Oliva, Mincher, Killebrew (7)
4	Boston	H	Sept. 24, 1940	Williams, Foxx, Cronin, Tabor (6)
4	Boston	H	Aug. 26, 1957	Zauchin, Lepcio, Malzone, Piersall (7)
4	Minnesota	H	May 2, 1964	Oliva, Allison, Hall, Killebrew (11)
4	Minnesota	A	May 16, 1983	Mitchell, Gaetti, Hatcher, Engle (9)
4	Seattle	A	Sept. 21, 1996	Rodriguez, Griffey, Martinez, Sorrento (3)

### CONSECUTIVE HOME RUNS - ATHLETICS

No.	Opponent	H/A	Date	Hitters
3	Washington	H	May 2, 1922	Walker, Perkins, Miller
3	Cleveland	H	June 18, 1930	Simmons, Foxx, Miller
3	St. Louis	A	July 17, 1934	Johnson, Foxx, Higgins
3	New York	H	Aug. 19, 1962	Cimoli, Causey, Bryan
3	Minnesota (G1)	H	June 22, 1969	Kubiak, Jackson, Bando
3	Kansas City	H	June 19, 1979	Gross, Revering, Heath
3	Cleveland	A	June 3, 1980	Revering, Page, Armas
3	Cleveland	A	May 16, 1990	Canseco, McGwire, Hassey
3	Cleveland	A	July 6, 1990	R. Henderson, Lansford, Canseco
3	Kansas City	A	June 16, 2000	Chavez, Tejada, Hernandez
3	Kansas City	H	June 23, 2000	Velarde, Ja. Giambi, Grieve
3	Texas	H	April 15, 2006	Chavez, Thomas, Bradley



## CONSECUTIVE HOME RUNS - OPPONENTS

No.	Opponent	H/A	Date	Hitters
4	Minnesota	H	May 2, 1964	Oliva, Willison, Hall, Killebrew
3	New York	H	Sept. 10, 1925	Meusel, Ruth, Gehrig
3	Cleveland	H	June 25, 1939	Chapman, Trosky, Heath
3	Boston	H	Sept. 24, 1940	Williams, Foxx, Cronin
3	Boston	A	Apr., 19, 1948	Spence, Stephens, Doerr
3	Los Angeles	H	Aug. 28, 1962	Thomas, Wagner, Rogers
3	Baltimore	A	Sept. 10, 1965	Robinson, Blefary, Adair
3	Minnesota	H	June 9, 1966	Oliva, Mincher, Killebrew
3	New York	A	Aug. 10, 1969	Murcer, Munson, Michael
3	Cleveland	A	Aug. 22, 1970	Sims, Nettles, Leon
3	Baltimore	A	May 8, 1979	Murray, May, Roenicke
3	Milwaukee	H	June 5, 1982	Young, Cooper, Oglivie
3	Seattle	A	Aug. 2, 1983	S. Henderson, D. Henderson, Ramos
3	Toronto	A	Apr. 26, 1984	Upshaw, Bell, Barfield
3	Kansas City	A	Aug. 28, 1986	Brett, White, Quirk
3	Seattle	A	Sept. 21, 1996	Rodriguez, Griffey, Martinez
3	Los Angeles	H	Sept. 18, 2008	Morales, Napoli, Wood

## MOST HOME RUNS — ATHLETICS

HR	Player	Date
3	Joe Hauser at Cleveland.....	Aug. 2, 1924
3	Mickey Cochrane at St. Louis.....	May 21, 1925
3	Jimmie Foxx at Cleveland.....	July 10, 1932
3	Al Simmons vs. Detroit.....	July 15, 1932
3	Jimmie Foxx vs. New York.....	June 8, 1933
3	Ed Coleman vs. Chicago.....	Aug. 17, 1934
3	Pinky Higgins vs. Boston.....	June 27, 1935
3	Sam Chapman vs. Boston.....	Aug. 15, 1946
3	Hector Lopez vs. Washington.....	June 26, 1958
3	Preston Ward vs. Baltimore.....	Sept. 9, 1958
3	Bob Cerv vs. Boston.....	Aug. 20, 1959
3	Manny Jimenez at Baltimore.....	July 4, 1964
3	Reggie Jackson vs. Seattle.....	July 2, 1969

HR	Player	Date
3	Dave Kingman at Seattle.....	April 16, 1984
3	Mark McGwire at Cleveland.....	June 27, 1987
3	Jose Canseco at Toronto.....	July 3, 1988
3	Harold Baines vs. Baltimore.....	May 7, 1991
3	Dave Henderson vs. Minnesota.....	Aug. 3, 1991
3	Mark McGwire at Boston.....	June 11, 1995
3	Ernie Young vs. Minnesota.....	May 10, 1996
3	Geronimo Berroa at New York.....	May 22, 1996
3	Geronimo Berroa vs. Minnesota.....	Aug. 12, 1996
3	Miguel Tejada vs. Los Angeles.....	June 11, 1999
3	Miguel Tejada at Texas.....	June 30, 2001
3	Erubiel Durazo at Baltimore.....	Aug. 18, 2004
3	Josh Reddick at Toronto.....	Aug. 9, 2013

## MOST HOME RUNS — OPPONENTS

HR	Player	Date
4	Lou Gehrig, New York (AL).....	June 3, 1932
4	Pat Seerey, Chicago (AL).....	July 18, 1948 (G#1)
3	Babe Ruth, New York (AL).....	May 21, 1930 (G#1)
3	Lou Gehrig, New York (AL).....	May 22, 1930 (G#2)
3	Goose Goslin, St. Louis.....	Aug. 19, 1930
3	Tony Lazzeri, New York (AL).....	May 24, 1936
3	Merv Connors, Chicago (AL).....	Sept. 17, 1938 (G#2)
3	Jim Tabor, Boston.....	July 4, 1939 (G#2)
3	Al Rosen, Cleveland.....	April 29, 1952
3	Al Kaline, Detroit.....	April 17, 1955
3	Lee Thomas, Los Angeles.....	Sept. 5, 1961 (G#2)

HR	Player	Date
3	Jim King, Washington.....	June 8, 1964
3	Jim Rice, Boston.....	Aug. 29, 1977
3	Larry Herndon, Detroit.....	May 18, 1982
3	Gorman Thomas, Seattle.....	April 11, 1985
3	Danny Tartabull, Kansas City.....	July 6, 1991
3	Jack Clark, Boston.....	July 31, 1991
3	Manny Ramirez, Cleveland.....	Aug. 25, 1999
3	Juan Gonzalez, Texas.....	Sept. 24, 1999
3	John Buck, Toronto.....	April 29, 2010
3	Miguel Cabrera, Detroit.....	May 28, 2010

## HOME RUN IN FIRST GAME WITH THE OAKLAND A'S

Player	Opponent (Date)
*Joe Keough.....	at New York (Aug. 7, 1968) (G1)
Don Mincher.....	at Kansas City (April 7, 1970)
*Don Baylor.....	at California (April 9, 1976)
Earl Williams.....	Minnesota (April 9, 1977)
Mike Heath.....	Kansas City (June 19, 1979)
*Terry Steinbach.....	at Cleveland (Sept. 12, 1986)
*Dave Henderson.....	Seattle (April 4, 1988)
Scott Brosius.....	Seattle (Aug. 7, 1991)
*Tilson Brito.....	Milwaukee (Aug. 10, 1997) (G2)
*Ed Sprague, Jr.....	Cleveland (Aug. 2, 1998)
Tom Wilson.....	Chicago-AL (May 19, 2001)

Player	Opponent (Date)
David Justice.....	Texas (April 1, 2002)
*Erubiel Durazo.....	Seattle (April 1, 2003)
*Jay Payton.....	Texas (July 15, 2005)
*Frank Thomas.....	New York (April 3, 2006)
Jack Cust.....	at Tampa Bay (May 6, 2007)
*Adam Rosales.....	at Los Angeles-AL (April 11, 2010)
*Josh Willingham.....	Seattle (April 1, 2011)
Jonny Gomes.....	vs. Seattle at Tokyo (March 29, 2012)
Chris Young.....	Seattle (April 3, 2013)

\*indicates players who homered in their first at bat.

## Athletics Home Run History, continued

### COLISEUM HOME RUNS

Since its opening in 1968 a total of 6,491 Major League home runs have been hit in the Coliseum during the regular season, an average of 141.1 per year.

### COLISEUM CAREER HOME RUN LEADERS

Player	No.
Mark McGwire	166
Reggie Jackson	146*
Jose Canseco	122*
Eric Chavez	115
Jason Giambi	115*
Sal Bando	90
Miguel Tejada	83
Rickey Henderson	82*
Dwayne Murphy	67
Matt Stairs	67*

\* Home Runs hit while non-Athletic (included in individual total): Canseco (8), Giambi (6), Henderson (3), Jackson (13), Stairs (3)

### NON-A'S COLISEUM CAREER HOME RUN LEADERS

Player	No.
Alex Rodriguez	21
Mark Teixeira	20
Rafael Palmeiro	20
Jay Buhner	18
Carlton Fisk	18
Brian Downing	17
Juan Gonzalez	17
Vladimir Guerrero	16
Cal Ripken	16
Danny Tartabull	16*
Frank Thomas	16*
Greg Vaughn	16

\* Does not include home runs hit while a member of the Athletics: Tartabull (1), Thomas (27).

## OAKLAND ATHLETICS STREAKS

### CONSECUTIVE WINS

#### Overall

20	August 13-September 4, 2002
14	April 23-May 9, 1988
11	August 2-12, 2001
11	April 9-19, 1981
10	June 8-18, 2006
10	August 23-September 2, 2003
10	September 8-18, 1992
9	seven times, last: April 3-12, 2013

#### Home

20*	August 25, 2001-April 3, 2002
12	August 13-September 14, 2002
11	May 17-June 13, 2013
10	August 11-September 1, 2006
10	April 11-May 3, 1991
9	June 18-July 1, 2005
9	May 2-28, 1999
9	September 6-29, 1992
9	Sept. 26, 1977-April 14, 1978
9	August 7-15, 1976
9	August 19-September 19, 1970

\*streak includes final 17 games of 2001 and first three games of 2002

#### Road

12	August 24-September 12, 2012
12	July 31-August 15, 1971
11	April 9-26, 1981
10	August 19-28, 2002
9	Sept. 24, 1989-April 26, 1990
9	April 23-May 3, 1988
8	July 19-August 2, 2005
8	June 16-24, 2002
8	August 16-31, 2001
8	April 13-26, 1990
8	June 3-10, 1972
8	May 31-June 20, 1971

### CONSECUTIVE LOSSES

#### Overall

14	July 29-August 12, 1977
12*	Sept. 22, 1995-April 4, 1996
12	April 19-30, 1994
11	June 8-18, 1978
10	May 30-June 9, 2011
10	July 28-August 7, 2008
9	seven times, last: May 22-June 1, 2012

\*streak includes final nine games of 1995 and first three games of 1996

#### Home

12	July 29-August 21, 1977
11	Sept. 19, 1978-April 15, 1979
9	June 4-20, 1982
8	June 23-July 9, 1979
8	May 3-22, 1994
8	April 8-May 1, 2001
7	August 20-September 6, 1978
7	June 2-9, 1979
7	September 11-27, 1987
7	August 30-September 17, 1993

#### Road

15	May 24-June 23, 1986
13	May 31-June 30, 1979
12*	September 5, 1995-April 9, 1996
11	May 21-June 9, 2005
10	May 14-30, 1981
10	April 19-May 6, 1994
9	six times, last: June 29-July 26, 1995

\*streak includes final 11 games of 1995 and first game of 1996

# ATHLETICS LOW-HIT GAMES

## ATHLETICS NO-HITTERS (11 NINE INNINGS; 3 LESS THAN 9)

Date	Pitchers	Opponent	Score
July 22, 1905	Weldon Henley	at St. Louis (1st game)	6-0
Aug. 15, 1905	Rube Waddell	vs. St. Louis*	2-0
Aug. 29, 1906	Jimmy Dygert & Rube Waddell	vs. Chicago*	4-3
Oct. 5, 1907	Rube Vickers	at Washington (2nd game, Perfect Game)*	4-0
May 12, 1910	Chief Bender	vs. Cleveland	4-0
Aug. 26, 1916	Joe Bush	vs. Cleveland	5-0
Sept. 9, 1945	Dick Fowler	vs. St. Louis (2nd game)	1-0
Sept. 3, 1947	Bill McCahan	vs. Washington	3-0
May 8, 1968	Jim Hunter	vs. Minnesota (Perfect Game)	4-0
Sept. 21, 1970	Vida Blue	vs. Minnesota	6-0
Sept. 28, 1975	Vida Blue, Glenn Abbott, Paul Lindblad, Rollie Fingers	vs. California	5-0
Sept. 29, 1983	Mike Warren	vs. Chicago	3-0
June 29, 1990	Dave Stewart	at Toronto	5-0
May 9, 2010	Dallas Braden	vs. Tampa Bay (Perfect Game)	4-0

\*5 innings

## NO-HITTERS AGAINST ATHLETICS (14)

Date	Pitchers	Opponent	Score
May 5, 1904	Cy Young	at Boston (Perfect Game)	0-3
Sept. 20, 1908	Frank Smith	at Chicago	0-1
Sept. 4, 1923	Sam Jones	vs. New York	0-2
Sept. 7, 1923	Howard Ehmke	vs. Boston	0-4
July 10, 1947	Don Black	at Cleveland (1st game)	0-3
May 6, 1953	Bobo Holloman	at St. Louis	0-6
Aug. 26, 1962	Jack Kralick	at Minnesota	0-1
Aug. 13, 1969	Jim Palmer	at Baltimore	0-8
July 3, 1970	Clyde Wright	at California	0-4
July 30, 1973	Jim Bibby	vs. Texas	0-6
July 19, 1974	Dick Bosman	at Cleveland	0-4
July 28, 1976	John Odom & Francisco Barrios	vs. Chicago	1-2
June 11, 1990	Nolan Ryan	vs. Texas	0-5
July 13, 1991	Bob Milacki, Mike Flanagan, Mark Williamson & Gregg Olson	vs. Baltimore	0-2

## OAKLAND ATHLETICS ONE-HITTERS (31)

Date	Pitchers	Broken Up By	Inn.	Opponent	H/A	Score
June 7, 1968	John Odom	Dave Johnson	9 (2 outs)	Baltimore	A	6-1
Aug. 10, 1968	John Odom, Diego Segui, Jack Aker	Frank Howard	1	Washington	A	4-1
May 24, 1970	Chuck Dobson	Gail Hopkins	1	Chicago	A	5-1
Sept. 11, 1970	Vida Blue	Pat Kelly	8	Kansas City	A	3-0
July 16, 1971	Vida Blue	Tony Taylor	4	Detroit	H	4-0
May 31, 1973	Ken Holtzman, Rollie Fingers	Matty Alou	7	New York	A	6-0
June 8, 1975	Ken Holtzman	Tom Verzyer	9 (2 outs)	Detroit	H	4-0
June 10, 1975	Jim Perry	Al Bumby	6	Baltimore	H	4-0
Aug. 28, 1976	Vida Blue	Mickey Stanley	9 (1 out)	Detroit	H	5-2
May 9, 1979	Mike Norris	Gary Roenicke	7	Baltimore	A	4-2
July 5, 1979	Rick Langford	Brian Downing	5	California	A	3-0
June 23, 1984	Tim Conroy, Bill Caudill	Alan Bannister	5	Texas	H	5-1
Oct. 5, 1986	Curt Young	Kevin Seitzer	7	Kansas City	H	6-0
June 9, 1987	Curt Young	Kenny Williams	8	Chicago	H	8-3
Aug. 4, 1988	Dave Stewart	Jay Buhner	3	Seattle	H	2-0
May 26, 1989	Todd Burns, Rick Honeycutt, Eric Plunk	Rickey Henderson	4	New York	A	4-0
Apr. 14, 1992	Ron Darling, Rick Honeycutt	Keith Miller	8	Kansas City	A	1-3
June 23, 1994	Bobby Witt	Greg Gagne	6	Kansas City	H	4-0
May 27, 1995	Steve Ontiveros	Luis Polonia	6	New York	H	3-0
Aug. 28, 2000	Tim Hudson	Frank Thomas	4	Chicago	H	3-0
July 6, 2001	Mark Mulder	Danny Bautista	8	Arizona	A	3-0
July 19, 2002	Cory Lidle	Juan Gonzalez	8	Texas	H	10-0

## Athletics Low-Hit Games, continued

Date	Pitchers	Broken Up By	Inn.	Opponent	H/A	Score
August 4, 2002	Cory Lidle, Ricardo Rincon, Chad Bradford, Billy Koch	Wendell Magee	6	Detroit	H	4-0
August 21, 2002	Cory Lidle	Ellis Burks	1	Cleveland	A	6-0
June 26, 2005	Rich Harden, Ron Flores, Kiko Calero	Deivi Cruz	5	San Francisco	H	16-0
April 8, 2006	Barry Zito, Kiko Calero, Joe Kennedy, Huston Street	Richie Sexson	2	Seattle	A	3-0
June 30, 2007	Chad Gaudin, Rich Harden	Johnny Damon	6	New York (AL)	A	7-0
May 24, 2008	Justin Duchscherer, Huston Street	David Ortiz	7	Boston	H	3-0
Sept. 16, 2009	Trevor Cahill, Michael Wuertz, Andrew Bailey	Marlon Byrd	2	Texas	A	4-0
Sept. 23, 2010	Dallas Braden, Brad Ziegler	Nelson Cruz	1	Texas	H	5-0
June 28, 2011	Gio Gonzalez, Andrew Bailey	Emilio Bonifacio	1	Florida	H	1-0

## MOST RECENT ONE-HITTERS AGAINST ATHLETICS (28 TOTAL)

Date	Pitchers	Opponent	H/A	Score
May 22, 2012	C.J. Wilson, Ernesto Frieri	Los Angeles (AL)	H	0-5
May 19, 2012	Ryan Vogelsong, Javier Lopez, Clay Hensley	San Francisco	A	0-4
April 10, 2012	Danny Duffy, Aaron Crow	Kansas City	H	0-3
Aug. 21, 2011	Luis Perez, Casey Janssen	Toronto	H	0-1
Sept. 2, 2010	CC Sabathia, Jonathan Albaladejo	New York (AL)	A	0-5
Aug. 16, 2010	Shaun Marcum	Toronto	H	1-3
June 7, 2007	Curt Schilling	Boston	H	0-1
July 7, 2006	John Lackey	Los Angeles (AL)	H	0-3
June 20, 2006	Jason Jennings, Tom Martin, Brian Fuentes	Colorado	A	0-6
May 21, 2006	Matt Cain	San Francisco	H	0-6
May 2, 1998	Roger Clemens, Paul Quantrill	Toronto	H	0-7
Sept. 2, 1996	David Cone, Mariano Rivera	New York (AL)	H	0-5
June 15, 1995	Mark Gubicza	Kansas City	H	0-7
June 21, 1994	Kevin Appier, Mike Magnante, Stan Belinda, Rusty Meacham	Kansas City	H	0-2
Aug. 23, 1993	Mike Moore	Detroit	A	0-9
May 16, 1993	Randy Johnson	Seattle	H	0-7
Aug. 14, 1991	Randy Johnson	Seattle	A	0-4
April 20, 1990	Brian Holman	Seattle	H	1-6

## OAKLAND ATHLETICS STEALS OF HOME

<b>1968</b>	Sal Bando vs. Detroit, May 26	<b>1984</b>	Carney Lansford vs. Kansas City, June 18
	Danny Cater vs. Chicago, September 24	<b>1985</b>	Rob Picciolo at Boston, May 11
	Danny Cater vs. Minnesota, September 28		Mike Davis at Chicago, June 20
<b>1969</b>	Danny Cater vs. Seattle, May 4		Donnie Hill vs. Cleveland, June 21
<b>1974</b>	Angel Mangual vs. Detroit, May 27		Mike Gallego at Chicago, September 21
<b>1976</b>	Claudell Washington vs. Minnesota, September 15	<b>1986</b>	Alfredo Griffin at Seattle, April 18
<b>1978</b>	Taylor Duncan vs. Kansas City, July 2 (Game 1)		Carney Lansford at Milwaukee, May 1
<b>1979</b>	Wayne Gross at Seattle, April 11		Dwayne Murphy at Milwaukee, July 6
<b>1980</b>	Rickey Henderson vs. California, April 20	<b>1987</b>	Reggie Jackson at Seattle, April 18
	Wayne Gross vs. Detroit, May 3	<b>1989</b>	Mike Gallego vs. California, April 22
	Dwayne Murphy vs. Detroit, May 3	<b>1991</b>	Jose Canseco at Minnesota, April 23
	Dwayne Murphy vs. Kansas City, May 28		Mike Gallego at Seattle, August 15
	Wayne Gross vs. Kansas City, May 28		Scott Brosius at Kansas City, October 2
	Jeff Cox at Chicago, July 4	<b>1992</b>	Mike Bordick vs. Kansas City, April 6
	Rickey Henderson vs. Cleveland, July 19		Carney Lansford vs. Detroit, July 19
<b>1981</b>	Dave McKay vs. Toronto, September 30	<b>1997</b>	Jose Canseco at Texas, May 22
<b>1982</b>	Davey Lopes at Seattle, April 17	<b>1998</b>	Miguel Tejada vs. Tampa Bay, September 6
	Dave McKay vs. Cleveland, May 8	<b>2000</b>	Jason Giambi at Los Angeles (NL), June 11
	Rickey Henderson at Chicago, June 8		Eric Chavez at Toronto, September 1
	Rickey Henderson at California, July 26	<b>2006</b>	Jay Payton at Baltimore, July 17
	Jeff Burroughs vs. Boston, August 20	<b>2008</b>	Bobby Crosby at Texas, May 11
<b>1983</b>	Bill Almon vs. Milwaukee, May 24		Carlos Gonzalez vs. Florida, June 22
	Mike Heath at Chicago, September 7		
	Mike Davis vs. Toronto, September 25		

# CAREER GAMES PLAYED LEADERS

## FRANCHISE LEADERS

### Catcher

Mickey Cochrane . . .	1148
Cy Perkins . . . . .	1095
Terry Steinbach . . .	1050
Kurtie Hayes . . . . .	959
Frank Hayes . . . . .	959
Kurt Suzuki . . . . .	684
Ossee Schreckengost	597
Ramon Hernandez . .	591
Mike Heath . . . . .	537
Mike Powers . . . . .	518
Joe Astroth . . . . .	511

### First Base

Harry Davis . . . . .	1390
Mark McGwire . . . .	1251
Jimmie Foxx . . . . .	1020
Stuffey McInnis . . .	956
Dick Siebert . . . . .	940
Ferris Fain . . . . .	830
Jason Giambi . . . . .	728
Joe Hauser . . . . .	539
<b>Daric Barton . . . . .</b>	<b>504</b>
Norm Siebern . . . . .	471

### Second Base

Dick Green . . . . .	1158
Max Bishop . . . . .	1139
Mark Ellis . . . . .	1021
Eddie Collins . . . . .	996
Danny Murphy . . . .	810
Pete Suder . . . . .	805
Jimmy Dykes . . . . .	676
Jerry Lumpe . . . . .	653
Tony Phillips . . . . .	529
Mike Gallego . . . . .	452

### Third Base

Sal Bando . . . . .	1446
Eric Chavez . . . . .	1233
Carney Lansford . . .	1096
Frank Baker . . . . .	896
Jimmy Dykes . . . . .	791
Wayne Gross . . . . .	719
Ed Charles . . . . .	695
Lave Cross . . . . .	675
Sammy Hale . . . . .	641
Hank Majeski . . . . .	583

### Shortstop

Bert Campaneris . . .	1702
Chick Galloway . . .	971
Miguel Tejada . . . .	935
Eddie Joost . . . . .	907
Joe DeMaestri . . . .	890
Jack Barry . . . . .	877
Mike Bordick . . . . .	715
Monte Cross . . . . .	711
Bobby Crosby . . . . .	582
Eric McNair . . . . .	528

### Outfield

Rickey Henderson . .	1592
Bob Johnson . . . . .	1399
Al Simmons . . . . .	1256
Bing Miller . . . . .	1230
Sam Chapman . . . . .	1230
Reggie Jackson . . . .	1196
Dwayne Murphy . . . .	1177
Elmer Valo . . . . .	1168
Topsy Hartsel . . . . .	1110
Rube Oldring . . . . .	1061

### Designated Hitter

Dave Kingman . . . . .	428
Mitchell Page . . . . .	355
Jack Cust . . . . .	303
Erubiel Durazo . . . .	292
Harold Baines . . . . .	271
Billy Williams . . . . .	251
Geronimo Berroa . . .	234
Dave Parker . . . . .	201
Jose Canseco . . . . .	196
Frank Thomas . . . . .	188

### Pitcher

Dennis Eckersley . . .	525
Eddie Plank . . . . .	524
Rollie Fingers . . . . .	502
Eddie Rommel . . . . .	500
Paul Lindblad . . . . .	479
Rube Walberg . . . . .	412
Lefty Grove . . . . .	402
Rick Honeycutt . . . .	387
Chief Bender . . . . .	385
Jim Hunter . . . . .	363

## OAKLAND LEADERS

### Catcher

Terry Steinbach . . . .	1050
Kurt Suzuki . . . . .	684
Ramon Hernandez . . .	591
Mike Heath . . . . .	537
Gene Tenace . . . . .	446
Jeff Newman . . . . .	438
Dave Duncan . . . . .	423
Jason Kendall . . . . .	368
Jim Essian . . . . .	316
Ray Fosse . . . . .	291

### First Base

Mark McGwire . . . . .	1251
Jason Giambi . . . . .	728
<b>Daric Barton . . . . .</b>	<b>504</b>
Scott Hatteberg . . . .	420
Bruce Bochte . . . . .	387
Gene Tenace . . . . .	385
Dave Revering . . . . .	337
Dan Johnson . . . . .	283
Danny Cater . . . . .	253
Mike Epstein . . . . .	233

### Second Base

Mark Ellis . . . . .	1021
Dick Green . . . . .	721
Tony Phillips . . . . .	529
Mike Gallego . . . . .	452
Brent Gates . . . . .	397
Phil Garner . . . . .	322
Scott Spiezio . . . . .	300
Mike Edwards . . . . .	269
Ted Kubiak . . . . .	266
Davey Lopes . . . . .	265

### Third Base

Sal Bando . . . . .	1395
Eric Chavez . . . . .	1233
Carney Lansford . . . .	1096
Wayne Gross . . . . .	719
Scott Brosius . . . . .	398
<b>Josh Donaldson . . . .</b>	<b>226</b>
Jack Hannahan . . . . .	218
Craig Paquette . . . . .	193
Kevin Kouzmanoff . . .	188
Tony Phillips . . . . .	159

### Shortstop

Bert Campaneris . . . .	1272
Miguel Tejada . . . . .	935
Mike Bordick . . . . .	715
Bobby Crosby . . . . .	582
Walt Weiss . . . . .	522
Cliff Pennington . . . .	466
Alfredo Griffin . . . . .	461
Rob Picciolo . . . . .	434
Mario Guerrero . . . . .	311
Mike Gallego . . . . .	282

### Outfield

Rickey Henderson . . .	1592
Dwayne Murphy . . . .	1177
Reggie Jackson . . . . .	1162
Jose Canseco . . . . .	851
Joe Rudi . . . . .	846
Mike Davis . . . . .	695
Tony Armas . . . . .	679
Dave Henderson . . . .	636
Bill North . . . . .	627
Terrence Long . . . . .	598

### Designated Hitter

Dave Kingman . . . . .	428
Mitchell Page . . . . .	355
Jack Cust . . . . .	303
Erubiel Durazo . . . . .	292
Harold Baines . . . . .	271
Billy Williams . . . . .	251
Geronimo Berroa . . . .	234
Dave Parker . . . . .	201
Jose Canseco . . . . .	196
Frank Thomas . . . . .	188

### Pitcher

Dennis Eckersley . . . .	525
Rollie Fingers . . . . .	502
Paul Lindblad . . . . .	391
Rick Honeycutt . . . . .	387
Buddy Groom . . . . .	301
Jerry Blevins . . . . .	281
Gene Nelson . . . . .	281
Bill Taylor . . . . .	281
Vida Blue . . . . .	273
Jim Hunter . . . . .	266

## OAKLAND A'S CONSECUTIVE GAMES PLAYED

594	Miguel Tejada (June 2, 2000 to September 28, 2003)
456	Terrence Long (July 13, 2000 to June 4, 2003)
347	Alfredo Griffin (April 9, 1985-April 30, 1987)
203	Danny Cater (July 7, 1968-August 24, 1969)
199	Sal Bando (August 27, 1968-April 14, 1970)

198	Tony Armas (July 11, 1980-April 16, 1982)
176	Sal Bando (June 13, 1970-June 27, 1971)
169	Sal Bando (April 6, 1973-April 14, 1974)
169	Gene Tenace (May 25, 1973-May 31, 1974)
168	Rickey Henderson (May 12, 1981-July 16, 1982)

# HOMESTANDS AND ROAD TRIPS

## BEST HOMESTANDS

W-L	Year	Dates	Opponents
7-0	2004	Aug. 23-29	Baltimore 4, Tampa Bay 3
7-0	2001	Sept. 3-10	Baltimore 3, Tampa Bay 3, Texas 1
7-0	1992	Sept. 10-16	Seattle 4, Minnesota 3
6-0	2012	Sept. 28-Oct. 3	Seattle 3, Texas 3
6-0	2006	June 13-18	Seattle 3, Los Angeles (NL) 3
6-0	2003	Aug. 26-31	Baltimore 3, Tampa Bay 3
6-0	2001	Sept. 21-27	Seattle 3, Anaheim 3
6-0	2001	Aug. 7-12	Boston 3, New York 3
6-0	2001	May 15-20	New York 3, Chicago 3
6-0	1970	Sept. 1-6	Chicago 3, Kansas City 3
11-1	2004	June 1-13	Chicago 2, Toronto 4, Cincinnati 3, Pittsburgh 3
9-1	1976	Aug. 6-15	California 4, Milwaukee 3, Boston 3

## WORST HOMESTANDS

W-L	Year	Dates	Opponents
1-9	1979	July 6-15	New York 4, Baltimore 3, Boston 3
1-8	2001	April 6-15	Anaheim 3, Seattle 3, Texas 3
1-8	1993	Aug. 27-Sept. 5	Detroit 3, Toronto 3, Baltimore 3
1-8	1982	June 15-23	Chicago 3, Toronto 3, Kansas City 3
1-7	1978	Aug. 15-23	New York 2, Boston 3, Baltimore 3
1-6	1994	April 27-May 4	Boston 2, New York 3, Baltimore 2
2-10	1977	July 26-Aug. 7	California 3, New York 3, Baltimore 2, Boston 4
1-5*	2012	May 21-27	Los Angeles 3, New York 3

\*nine times total; homestand listed is most recent

## BEST ROAD TRIPS

W-L	Year	Dates	Opponents
10-0	2002	Aug. 19-28	Cleveland 4, Detroit 3, Kansas City 3
8-0	1981	April 9-16	Minnesota 4, California 4
6-0	2013	April 5-11	Houston 3, Los Angeles 3
10-1	1988	April 21-May 3	Chicago 4, Toronto 3, Cleveland 2, Detroit 2
10-1	1971	April 12-22	Milwaukee 2, Minnesota 2, Chicago 4, California 3
8-1	1990	Sept. 3-12	Boston 3, New York 3, Seattle 3
6-1*	2012	Sept. 7-13	Seattle 3, Los Angeles 4

\*eight times total; road trip listed is most recent

## WORST ROAD TRIPS

W-L	Year	Dates	Opponents
0-9	1995	Sept. 22-Oct. 1	Seattle 3, Texas 2, California 4
0-8	1994	April 19-26	Boston 3, New York 3, Baltimore 2
0-8	1976	May 17-23	Minnesota 2, Kansas City 2, Chicago 4
0-7	1998	July 21-27	Baltimore 3, Tampa Bay 4
0-7	1986	June 5-11	Chicago 4, Cleveland 3
0-7	1979	June 11-17	Detroit 2, Cleveland 2, Toronto 3
0-6	1999	May 18-23	Kansas City 3, Minnesota 3
0-6	1998	April 10-15	New York 3, Boston 3
0-6	1995	July 14-18	Cleveland 4, Milwaukee 2
1-9	2011	June 3-12	Boston 3, Baltimore 3, Chicago 4
1-9	2008	August 1-10	Boston 3, Toronto 4, Detroit 3
1-9	1981	May 12-21	New York 3, Milwaukee 3, Baltimore 2, Boston 2

All Homestand and Road Trip records based on a minimum of six games.

# LONGEST GAMES IN OAKLAND HISTORY

Innings	Opponent	Date	Score	Innings	Opponent	Date	Score
21	at Washington	June 4, 1971	W, 5-3	17	Los Angeles (NL)	June 17, 2006	W, 5-4
20	California	July 9, 1971	W, 1-0	16	California	Apr. 8, 1982	L, 6-8
19	Chicago	Aug. 10-11, 1972	W, 5-3	16	Seattle (1)	Apr. 11, 1982	L, 3-6
19	Los Angeles (AL)	April 29, 2013	W, 10-8	16	Minnesota	Apr. 20, 1982	W, 4-3
18	Baltimore	Aug. 24, 1969	W, 9-8	16	Chicago	June 10, 1983	W, 2-1
18	Minnesota	Sept. 6, 1969	L, 6-8	16	at Toronto	July 3, 1988	W, 9-8
18	at Minnesota	August 8, 2004	W, 6-5	16	at Cleveland	July 4, 1988	W, 4-2
18	New York (AL)	June 13, 2013	W, 3-2	16	at New York	August 9, 2002	W, 3-2
17	Milwaukee	May 23, 1983	W, 5-4	16	at Cleveland	August 31, 2011	L, 3-4

# GAME TIMES

## LONGEST GAMES IN OAKLAND HISTORY

Time	Opponent	W-L	Date
6:32	Los Angeles (19)	W, 10-8	April 29, 2013
6:00	at New York (16)	W, 3-2	Aug. 9, 2002
5:43	at New York (14)	L, 9-10	Sept. 22, 2012
5:35	New York (18)	W, 3-2	June 13, 2013
5:31	California (16)	L, 8-6	Apr. 8, 1982
5:31	Chicago (19) *	W, 5-3	Aug. 10, 1972
5:19	Texas (15)	L, 4-16	July 3, 1983

Time	Opponent	W-L	Date
5:19	at Washington (21)	W, 5-3	June 4, 1971
5:18	Seattle (1) (16)	L, 6-3	Apr. 11, 1982
5:17	at Boston (14)	L, 8-9	June 4, 2011
5:17	Milwaukee (17)	W, 5-4	May 23, 1983
5:17	Minnesota (18)	L, 8-6	Sept. 6, 1969

\* Suspended game; completed on August 11, 1972.

## LONGEST 9-INNING GAMES IN OAKLAND HISTORY

Time	Opponent	W-L	Date
4:31	at New York	L, 9-22	Aug. 25, 2011
4:15	San Francisco	L, 8-9	June 23, 2012
4:15	at Tampa Bay	W, 13-9	May 31, 2002
4:09	at Texas	W, 9-8	Sept. 13, 2013
4:09	Detroit	W, 12-7	Apr. 7, 1993

Time	Opponent	W-L	Date
4:08	at Texas	L, 9-12	Sept. 9, 2007
4:06	at New York	L, 17-13	Apr. 10, 1998
4:01	at Texas	L, 17-16	May 5, 2000
4:00	at Baltimore	W, 14-9	July 27, 2012
4:00	Minnesota	L, 12-11	May 26, 1993

## QUICKEST 9-INNING GAMES IN OAKLAND HISTORY

Time	Opponent	W-L	Date
1:35	Kansas City	W, 2-1	Sept. 28, 1971
1:37	New York	L, 3-0	May 10, 1975
1:39	Texas	W, 4-1	May 22, 1973
1:39	Boston	W, 3-2	Aug. 8, 1975
1:42	at New York	W, 6-0	May 31, 1973

Time	Opponent	W-L	Date
1:43	Cleveland	W, 3-1	May 3, 1974
1:43	at Texas (1)	W, 1-0	Sept. 15, 1978
1:43	at Minnesota	L, 1-0	Aug. 12, 1979
1:44	Detroit	W, 4-0	June 8, 1975
1:44	Texas	W, 1-0	July 30, 1975

Note: The last time the A's played a game in under 2:00 was on July 8, 2008 vs. Seattle in Oakland (1:49).

# OAKLAND A'S AT THE ALL-STAR BREAK

Year	Record	Pos.	GB/GA	Leader
1968	39-43	6	-15.5	Detroit
1969	53-39	2	-4.0	Minnesota
1970	47-40	3	-9.5	Minnesota
1971	56-31	1	+11.5	Oakland
1972	56-35	1	+6.5	Oakland
1973	56-42	1	+2.5	Oakland
1974	55-41	1	+5.0	Oakland
1975	55-32	1	+8.5	Oakland
1976	44-41	3	-8.5	Kansas City
1977	39-51	6	-15.0	Chicago
1978	43-44	4	-3.5	California
1979	25-69	7	-30.5	California
1980	36-45	4	-11.5	Kansas City
1981	37-23*	1	+1.5	Oakland
1982	38-50	6	-12.0	California
1983	37-43	5	-8.0	Texas
1984	43-45	4	-3.0	Chicago
1985	46-41	2	-6.0	California
1986	34-56	7	-15.5	California
1987	46-41	t2	-2.0	Minnesota
1988	54-34	1	+5.5	Oakland
1989	52-36	2	-1.5	California
1990	51-31	1	+1.0	Oakland
1991	44-38	5	-2.5	Texas

Year	Record	Pos.	GB/GA	Leader
1992	51-36	2	-2.0	Minnesota
1993	38-46	6	-6.0	Chicago
1994	39-48	2	-3.0	Texas
1995	36-35	3	-4.0	California/Texas
1996	43-45	t3	-8.5	Texas
1997	37-52	4	-13.0	Seattle
1998	41-45	3	-8.0	Anaheim
1999	43-44	2	-5.0	Texas
2000	48-38	3	-3.0	Seattle
2001	44-43	2	-19.0	Seattle
2002	50-38	3	-5.0	Seattle
2003	54-39	2	-4.0	Seattle
2004	47-39	2	-2.0	Texas
2005	44-43	3	-7.5	Los Angeles
2006	45-43	t1	—	Oakland/Texas
2007	44-44	3	-9	Los Angeles
2008	51-44	2	-6	Los Angeles
2009	37-49	4	-12	Los Angeles
2010	43-46	3	-7.5	Texas
2011	39-53	4	-12	Texas
2012	43-43	3	-9	Texas
2013	56-39	1	+2	Oakland

\* Strike Break



# HIGH SCORING GAMES IN OAKLAND HISTORY

## ATHLETICS

Score	Opponent	Date
23-2	Texas	Sept. 30, 2000
21-3	at Kansas City	June 18, 2000
21-7	at Boston	June 14, 1969
20-2	Boston	Aug. 31, 2012
19-5	Texas	Sept. 29, 1991
19-5	at New York	Aug. 29, 1989
19-3	at Milwaukee	May 15, 1985
18-3	at Minnesota	Sept. 11, 2013
18-2	at California	June 27, 1996
17-3	at Kansas City	May 10, 2007
17-8	Cincinnati	June 9, 2004
17-2	at Toronto	Aug. 24, 2003
17-4	at Cleveland	Aug. 2, 2001
17-3	at Tampa Bay	Sept. 15, 2000
17-3	at Toronto	May 6, 1986
17-2	at Texas	May 10, 1973

## OPPONENTS

Score	Opponent	Date
22-9	at New York	Aug. 25, 2011
20-4	at Detroit	Apr. 13, 1993
20-6	Cleveland	May 4, 1991
20-11	at Minnesota	Apr. 27, 1980
18-3	at Colorado	July 18, 2000
18-2	San Francisco	June 4, 2000
18-2	New York	Aug. 26, 1997
18-5	Baltimore	Aug. 15, 1996
18-11	at Toronto	July 29, 1995
17-7	at New York	July 22, 2011
17-16	at Texas	May 5, 2000
17-13	at New York	Apr. 10, 1998
17-6	at Chicago	Sept. 23, 1992
17-1	at Chicago	Oct. 3, 1987
17-6	at California	July 4, 1979

# BIGGEST COMEBACKS AND BLOWN LEADS

## BIGGEST COME-FROM-BEHIND VICTORIES IN OAKLAND HISTORY

Deficit	Score	Inn.	Opponent	Date	Final Score
10	2-12	B3	Minnesota	July 20, 2009	14-13
8	0-8	B2	Kansas City	June 18, 1993	10-9
8	0-8	T3	at Toronto	August 21, 2006	12-10
7	1-8	T6	at Chicago	May 22, 1970	9-8
7	0-7	B5	Minnesota	Sept. 28, 1972	8-7
7	0-7	T3	at California	July 30, 1983 (1)	13-8
7	1-8	T6	at Chicago	May 21, 1993	12-11
7	0-7	B3	Boston	May 3, 1999	12-11 (10)
7	1-8	B3	Baltimore	June 19, 2000	13-12 (10)
7	0-7	B5	Detroit	Sept. 2, 2007	8-7 (10)
7	2-9	T5	at Los Angeles (AL)	Sept. 26, 2009	15-10

**Notes:** The all-time Athletics franchise record for biggest come-from-behind victory is also the Major League record, set by the Philadelphia A's on June 15, 1925 against Cleveland...the A's trailed by 12 runs in that game but scored 13 runs in the bottom of the eighth inning to win, 17-15...twice in Oakland history the A's have erased leads of eight or more runs, only to eventually lose the game...in the second game of a doubleheader at Toronto on Sept. 15, 1982, the A's trailed the Blue Jays 11-2 after six innings, but came back to tie the game at 11 before the Blue Jays scored one run in the bottom of the ninth for the 12-11 victory...on April 14, 2001, the A's trailed the Texas Rangers, 8-0 heading into the bottom of the fourth inning and tied the game at eight before the Rangers scored one in the top of the ninth for the 9-8 victory.

## LARGEST LEADS SURRENDERED IN OAKLAND LOSSES

Lead	Score	Inn.	Opponent	Date	Final Score
8	15-7	B7	at Texas	May 5, 2000	16-17
7	7-0	T5	Kansas City	Sept. 6, 1978	8-11 (12)
7	7-0	B6	at Texas	May 25, 2006	7-8
6*	6-0	B2	at Arizona	June 8, 2012	8-9

\*14 times total; game listed is most recent

**Notes:** The A's blew an 11-0 lead to Kansas City on Sept. 4, 2002, but won the game 12-11 on a pinch hit, game-ending home run by Scott Hatteberg in the bottom of the ninth inning...the win gave the A's their American League-record 20th consecutive victory... three other times in Oakland history the A's have blown seven run leads only to win the game...the last time was on April 24, 1997 vs. Minnesota, when the A's led 8-1 after four innings and fell behind 11-8 before tying the game in the bottom of the ninth...the A's eventually won in 11 innings, 12-11.

# THE LAST TIME IT HAPPENED

## OAKLAND PITCHING – TEAM

**No-Hitter:** vs. Tampa Bay, May 9, 2010 (Braden)

**One-Hitter:** vs. Florida, June 28, 2011 (Gonzalez, Bailey)

**Two-Hitter:** vs. Chicago (NL), July 4, 2013 (Straily, Cook, Balfour)

**Back-to-Back Complete Games:** at Chicago, July 31, 2010 (Braden) and Aug. 1 (Gonzalez); vs. Kansas City, Aug. 2 (Cahill)

**Four Straight Complete Games:** April 24-28, 1982 (at California; at California; at Baltimore DH)

**Back-to-Back Shutouts:** at Cleveland, August 27-28, 2012 (3-0, 7-0)

**Back-to-Back Complete Game Shutouts:** vs. Tampa Bay, Sept. 9 (Hudson) and Sept. 10 (Zito), 2000

## OAKLAND PITCHING – INDIVIDUAL

**No-Hitter:** Dallas Braden vs. Tampa Bay, May 9, 2010

**One-Hitter:** Cory Lidle at Cleveland, Aug. 21, 2002

**Two-Hitter:** A.J. Griffin vs. Cincinnati, June 26, 2013

**10 or More Strikeouts:** Tommy Milone (10) vs. Los Angeles (AL), May 1, 2013

**11 or More Strikeouts:** Dan Straily (11) at Houston, April 5, 2013

**12 or More Strikeouts:** Dan Haren (12) at Texas, August 27, 2006

**13 or More Strikeouts:** Todd Stottlemyre (15) vs. Kansas City, June 16, 1995

**Back-to-Back Games, 10 or More Strikeouts:** Brandon McCarthy at Cle., Aug. 29, 2011 (10); vs. Sea., Sept. 3, 2011 (10)

**Four Strikeouts in One Inning:** Ryan Cook at Baltimore, April 27, 2012

**Complete Game, ML Debut:** Mike Morgan vs. Baltimore, June 11, 1978

**Complete Game Shutout, ML Debut:** Mike Norris vs. Chicago, Apr. 10, 1975

**Back-to-Back Complete Games:** Brandon McCarthy at Cleveland, August 29, 2011; vs. Seattle, September 3, 2011

**Three Straight Complete Games:** Mark Mulder vs. Minnesota, May 9; at Kansas City, May 15; vs. Kansas City, May 21, 2004

**Back-to-Back Shutouts:** Mark Mulder at Arizona, July 6, 2001; vs. Los Angeles, July 12, 2001

**More Than 9 Innings Pitched:** Todd Stottlemyre (10.0) vs. Kansas City, June 16, 1995

**Position Player Pitched:** Frank Menechino at Colorado, July 18, 2000

**Home Run by Pitcher:** John "Blue Moon" Odom, Sept. 4, 1972 vs. California (G1)

## OAKLAND HITTING – TEAM

**Three Straight Home Runs:** vs. Texas, April 15, 2006 (Chavez, Thomas, Bradley)

**Three Home Runs, Inning:** at Texas, September 27, 2012 (Céspedes, Moss, Reddick)

**Four Home Runs, Inning:** vs. Chicago (B3), Apr. 27, 2002 (Hatteberg, Long, Pena, Menechino)

**Five or More Home Runs, Game:** 5, at Toronto, August 9, 2013 (Reddick 3, Céspedes, Lowrie)

**Six or More Home Runs, Game:** 6, at Arizona, June 17, 2008 (Ellis 2, Chavez, Crosby, Davis, Suzuki)

**Seven or More Home Runs, Game:** 8 at California, June 27, 1996 (Berroa, Brosius 2, Giambi, Herrera, McGwire, Steinbach, Young)

**Two Grand Slams, Game:** at Seattle, September 10, 2007 (Suzuki and Johnson)

**Home Runs by First Two Batters of Game:** Terrence Long and Randy Velarde vs. Kansas City, May 16, 2000

**10 or More Plate Appearances, Inning:** 10 vs. Minnesota, September 22, 2013

**11 or More Plate Appearances, Inning:** 13 at Minnesota, September 11, 2013

**14 or More Plate Appearances, Inning:** 14 vs. Los Angeles (AL), July 17, 2011

**15 or More Plate Appearances, Inning:** 18 vs. California, July 5, 1996

**10 or More Runs, Inning:** at Minnesota, September 11, 2013 (10 in T4)

**20 or More Hits, Game:** at Minnesota, September 11, 2013 (22)

**Back-to-Back Games of 10 or More Runs:** vs. Minnesota, September 22, 2013 (11-7) and at Los Angeles (AL), September 23, 2013 (10-5)

**Three Straight Games of 10 or More Runs:** at Baltimore, August 27-29, 2005 (12-3; 10-3; 10-5)

**Four or More Stolen Bases, Game:** vs. Houston, April 16, 2013 (4)

**Five or More Stolen Bases, Game:** at Tampa Bay, August 6, 2011 (7)

**Three or More Stolen Bases, Inning:** vs. Houston, April 16, 2013 (3)

**Four or More Stolen Bases, Inning:** vs. Seattle, September 8, 2010 (4)

**No Strikeouts, Game:** vs. Kansas City, June 15, 2011

## OAKLAND HITTING – INDIVIDUAL

**Lead-Off Home Run:** Coco Crisp vs. Tampa Bay, September 1, 2013

(Note: Coco Crisp had a lead-off home run at Detroit in Game 1 of the ALDS, October 6, 2012)

**Inside-the-Park Home Run:** Nick Swisher at New York, June 11, 2006

(Note: Mark Kotsay had an ITPHR at Minnesota in Game 2 of the ALDS, October 4, 2006)

**Pinch-Hit Home Run:** Derek Norris at Seattle, September 27, 2013

**Pinch Hit Grand Slam:** Scott Sizemore at Texas, September 10, 2011

**Pinch Hit Game Ending Home Run:** Chris Carter vs. Seattle, July 6, 2012

**Walk Off Home Run:** Brandon Moss vs. Seattle, August 19, 2013

**Walk Off Grand Slam:** Brandon Inge vs. Toronto, May 8, 2012

## The Last Time It Happened, continued

**Inside-the-Park Grand Slam:** Jim Essian vs. Toronto, June 10, 1979  
**Inside-the-Park Walk Off Home Run:** Reggie Jackson vs. Boston, August 22, 1971  
**Two Home Runs, Game:** Brandon Moss at Detroit, August 28, 2013  
**Three Home Runs, Game:** Josh Reddick at Toronto, August 9, 2013  
**Back-to-Back Multi-Homer Games:** Josh Reddick at Toronto, August 9-10, 2013  
**Two Players, Multi-HR, Same Game:** Jack Cust and Dan Johnson at Kansas City, May 10, 2007  
**Two Home Runs, Same Inning:** Mark McGwire at Seattle (T5), Sept. 22, 1996  
**Home Runs From Both Sides of the Plate:** Coco Crisp at New York (AL), August 24, 2011  
**Home Run First Major League At Bat:** Terry Steinbach at Cleveland, Sept. 12, 1986  
**Home Run, First Major League Hit:** Tom Wilson vs. Chicago, May 19, 2001  
**Hit First Major League At Bat:** Nate Freiman vs. Seattle, April 3, 2013  
**Five Hits, Game:** Hideki Matsui at New York (AL), July 24, 2011  
**Two Hits, Same Inning:** Stephen Vogt and Daric Barton at Minnesota, September 11, 2013  
**Five or More RBI, Same Inning:** Mark McGwire at Seattle, September 22, 1996  
**Three Steals, Game:** Coco Crisp vs. Los Angeles (NL), June 19, 2012  
**Four Steals, Game:** Coco Crisp at Tampa Bay, August 6, 2011  
**Five Steals, Game:** Rickey Henderson vs. Seattle, July 29, 1989  
**Steal of Home:** Carlos Gonzalez vs. Florida, June 22, 2008  
**Suicide Squeeze:** Donnie Murphy vs. Texas, September 14, 2007  
**Hitting for the Cycle:** Mark Ellis vs. Boston, June 4, 2007  
**Two Strikeouts, Inning:** Kurt Suzuki at Detroit, August 10, 2007  
**Hitless Streak, 20 or more at bats:** 30, Seth Smith, July 12-29, 2013  
**Hitless Streak, 31 or more at bats:** 34, Adam Rosales, June 30-September 26, 2011

### OAKLAND FIELDING

**Four or More Errors, Game:** 4, vs. Minnesota, August 22, 2012  
**Five or More Errors, Game:** 5, vs. Seattle, April 1, 2011  
**Six or More Errors, Game:** 7 vs. Cleveland, June 7, 1987  
**Three Errors by Team, Inning:** vs. Detroit, April 15, 2011  
**Triple Play:** vs. Minnesota, August 21, 2012 (Josh Donaldson to Adam Rosales to Chris Carter)  
**Turned Four or More DPs, Game:** 4 vs. Baltimore, September 14, 2012  
**Turned Five or More DPs, Game:** 5 vs. Kansas City, August 2, 2010

### OAKLAND MISCELLANEOUS – TEAM

**Four-Game Series, Sweep:** vs. Minnesota, September 19-22, 2013  
**Four-Game Series, Swept:** at Cleveland, May 6-9, 2013  
**Tie Game:** vs. Detroit, May 24, 1968 (2-2)  
**Three Consecutive Extra Inning Games:** at Chicago, April 11-13, 2011 (10, 10, 10)  
**Rain Shortened Game:** at Detroit, August 27, 2013  
**Game Postponed:** at Texas, May 11, 2011  
**Game Cancelled:** at Baltimore, September 6, 2008  
**Played a Game Under 2:00:** 1:49, July 8, 2008 vs. Seattle  
**Doubleheader:** vs. Los Angeles (AL), July 16, 2011  
**Scheduled Doubleheader:** vs. Los Angeles (AL), July 16, 2011  
**Day-Night Doubleheader:** at Boston, August 27, 2011  
**Doubleheader, Sweep:** vs. Detroit, Aug. 22, 1998 (7-2, 7-1)  
**Doubleheader, Swept:** at Texas, May 29, 2009 (3-6, 2-5)  
**Player Ejection:** Jesse Chavez at Detroit, September 18, 2012  
**Coach Ejection:** Chip Hale at San Francisco, May 29, 2013  
**Manager Ejection:** Bob Melvin vs. Houston, August 14, 2013

### LONGEST WINNING STREAKS BY OAKLAND A'S PITCHERS

13	Jim Hunter	June 2 to September 5, 1973	9	Barry Zito	May 5 to June 22, 2002
11	Mark Mulder	May 9 to July 18, 2004	9	Barry Zito	August 20 to October 7, 2001
10	Dan Haren	April 18 to July 1, 2007	9	Tim Hudson	April 25 to July 2, 2000
10	Barry Zito	August 13, 2002 to April 8, 2003	9	T.J. Mathews	June 27, 1998 to May 15, 1999
10	Bob Welch	May 11 to June 30, 1990	9	Mike Moore	September 5, 1991 to April 28, 1992
10	Storm Davis	July 8 to September 5, 1988	9	Dave Stewart	September 19, 1988 to May 5, 1989
10	Vida Blue	April 9 to May 23, 1971	9	Rick Langford	July 5 to August 15, 1980
9	Jarrod Parker	May 28 to September 4, 2013	9	Paul Lindblad	April 11 to September 6, 1975
9	Dan Haren	May 31 to August 7, 2005	9	Chuck Dobson	May 12 to July 20, 1971
9	Tim Hudson	August 3, 2002 to April 1, 2003			



*The A's celebrate the 25th anniversary of the 1989 World Champions in 2014. Pictured is the starting rotation of Bob Welch, Storm Davis, Mike Moore, Curt Young and Dave Stewart.*

# HISTORY

# NOTABLE PERFORMANCES & AWARD WINNERS

## GENERAL

### World Championships (9)

Year	Record	Opponent
1910	102-48	Chicago
1911	101-50	New York
1913	96-57	New York
1929	104-46	Chicago
1930	102-52	St. Louis
1972	93-62	Cincinnati
1973	94-68	New York
1974	10-72	Los Angeles
1989	99-63	San Francisco

### American League Pennants (15)

Year	Record	Manager
1902	83-53	Connie Mack
1905	92-56	Connie Mack
1910	102-48	Connie Mack
1911	101-50	Connie Mack
1913	96-57	Connie Mack
1914	99-53	Connie Mack
1929	104-46	Connie Mack
1930	102-52	Connie Mack
1931	107-45	Connie Mack
1972	93-62	Dick Williams
1973	94-68	Dick Williams
1974	90-72	Alvin Dark
1988	104-58	Tony La Russa
1989	99-63	Tony La Russa
1990	103-59	Tony La Russa

### West Division Titles (16)

Year	Record	Manager
1971	101-60	Dick Williams
1972	93-62	Dick Williams
1973	94-68	Dick Williams
1974	90-72	Alvin Dark
1975	98-64	Alvin Dark
1981	64-45	Billy Martin
1988	104-58	Tony La Russa
1989	99-63	Tony La Russa
1990	103-59	Tony La Russa
1992	96-66	Tony La Russa
2000	91-70	Art Howe
2002	103-59	Art Howe
2003	96-66	Ken Macha
2006	93-69	Ken Macha
2012	94-68	Bob Melvin
2013	96-66	Bob Melvin

### American League Wild Card (1)

Year	Record	Manager
2001	102-60	Art Howe

### Batting Champions (6)

Year	Name	Avg.
1901	Nap Lajoie	.426
1930	Al Simmons	.381
1931	Al Simmons	.390
1933	Jimmie Foxx	.356
1951	Ferris Fain	.344
1952	Ferris Fain	.327

### Home Run Champions (22)

Year	Name	HR
1901	Nap Lajoie	14
1902	Socks Seybold	16
1904	Harry Davis	10
1905	Harry Davis	8
1906	Harry Davis	12
1907	Harry Davis	8
1911	Frank Baker	11
1912	Frank Baker	10
1913	Frank Baker	12
1914	Frank Baker	9
1918	Tilly Walker	11
1932	Jimmie Foxx	58
1933	Jimmie Foxx	48
1935	Jimmie Foxx	36
1951	Gus Zernial	33
1973	Reggie Jackson	32
1975	Reggie Jackson	36
1981	Tony Armas	22
1987	Mark McGwire	49
1988	Jose Canseco	42
1991	Jose Canseco	44
1996	Mark McGwire	52

### RBI Champions (11)

Year	Name	RBI
1901	Nap Lajoie	125
1905	Harry Davis	83
1906	Harry Davis	96
1912	Frank Baker	130
1913	Frank Baker	117
1929	Al Simmons	157
1932	Jimmie Foxx	169
1933	Jimmie Foxx	163
1951	Gus Zernial	125
1973	Reggie Jackson	117
1988	Jose Canseco	124

### ERA Champions (12)

Year	Name	ERA
1905	Rube Waddell	1.48
1909	Harry Krause	1.39
1926	Lefty Grove	2.51
1929	Lefty Grove	2.82
1930	Lefty Grove	2.54
1931	Lefty Grove	2.05
1932	Lefty Grove	2.84
1970	Diego Segui	2.56
1971	Vida Blue	1.82
1974	Catfish Hunter	2.49
1981	Steve McCatty	2.32
1994	Steve Ontiveros	2.65

### Strikeout Champions (13)

Year	Name	Tot.
1902	Rube Waddell	210
1903	Rube Waddell	302
1904	Rube Waddell	349
1905	Rube Waddell	287
1906	Rube Waddell	196
1907	Rube Waddell	232
1925	Lefty Grove	116

1926	Lefty Grove	194
1927	Lefty Grove	174
1928	Lefty Grove	183
1929	Lefty Grove	170
1930	Lefty Grove	209
1931	Lefty Grove	175

## BBWAA AWARDS

### AL Most Valuable Player

Lefty Grove	1931
Jimmie Foxx	1932
Jimmie Foxx	1933
Bobby Shantz	1952
Vida Blue	1971
Reggie Jackson	1973
Jose Canseco	1988
Rickey Henderson	1990
Dennis Eckersley	1992
Jason Giambi	2000
Miguel Tejada	2002

### AL Cy Young Award

Vida Blue	1971
Jim Hunter	1974
Bob Welch	1990
Dennis Eckersley	1992
Barry Zito	2002

### AL Rookie of the Year

Harry Byrd	1952
Jose Canseco	1986
Mark McGwire	1987
Walt Weiss	1988
Ben Grieve	1998
Bobby Crosby	2004
Huston Street	2005
Andrew Bailey	2009

### AL Manager of the Year

Tony La Russa	1988
Tony La Russa	1992
<b>Bob Melvin</b>	<b>2012</b>

### BBWAA Local Chapter MVP

Joe Rudi	1974
Rollie Fingers	1975
Vida Blue	1976
Jason Giambi	2000

### BBWAA Bill Rigney "Good Guy"

#### Award

Matt Stairs	1997
Rickey Henderson	1998
Jason Giambi	1999
Eric Chavez	2000
Johnny Damon	2001
Scott Hatteberg	2002
Tim Hudson	2003
Mark Kotsay	2004
Bobby Crosby	2005
Frank Thomas	2006
Mark Ellis	2007



Huston Street	2008
Kurt Suzuki	2009
Kurt Suzuki	2010
Gio Gonzalez	2011
Jonny Gomes	2012
<b>Brandon Moss</b>	<b>2013</b>

## THE SPORTING NEWS AWARDS

### Major League Player of the Year

Reggie Jackson	1973
----------------	------

### AL Most Valuable Player

Al Simmons	1929
Jimmie Foxx	1932
Jimmie Foxx	1933

### AL Player of the Year

Ferris Fain	1951
Reggie Jackson	1973
Tony Armas	1981
Jose Canseco	1988

### AL Pitcher of the Year

Bobby Shantz	1952
Vida Blue	1971
Jim Hunter	1974
Bob Welch	1990
Dennis Eckersley	1992
Barry Zito	2002

### AL Rookie Player of the Year

Dick Howser	1961
Mitchell Page	1977
Jose Canseco	1986
Mark McGwire	1987
Walt Weiss	1988
Ben Grieve	1998
Bobby Crosby	2004
Huston Street	2005

### AL Rookie Pitcher of the Year

Jim Nash	1966
Tim Hudson	1999

### AL Fireman of the Year

Jack Aker	1966
Dennis Eckersley	1988
Dennis Eckersley	1991
Dennis Eckersley	1992
Billy Koch	2002
Keith Foulke	2003

### AL Comeback Player of the Year

Storm Davis	1988
John Jaha	1999

### ML Manager of the Year

Billy Martin	1981
--------------	------

### AL Manager of the Year

Tony La Russa	1988
Tony La Russa	1992

### ML Executive of the Year

Billy Beane	1999
Billy Beane	2012

### Sportsman of the Year

Charles O. Finley	1972
Mark McGwire	1997

### Major League All-Star Team

Mickey Cochrane, C	1925
Eddie Rommel, P	1925
Al Simmons, OF	1927
Mickey Cochrane, C	1928
Lefty Grove, P	1928
Jimmie Foxx, 1B	1929
Al Simmons, OF	1929
Mickey Cochrane, C	1929
Lefty Grove, P	1929
Al Simmons, OF	1930
Mickey Cochrane, C	1930
Lefty Grove, P	1930
Al Simmons, OF	1931
Mickey Cochrane, C	1931
Lefty Grove, P	1931
Jimmie Foxx, 1B	1932
Lefty Grove, P	1932
Jimmie Foxx, 1B	1933
Mike Higgins, 3B	1934
Doc Cramer, OF	1935
Mike Higgins, 3B	1936
Ferris Fain, 1B	1951
Ferris Fain, 1B	1952
Bobby Shantz, P	1952

### American League All-Star Team

Norm Siebern, 1B	1962
Reggie Jackson, OF	1969
Vida Blue, LHP	1971
Joe Rudi, OF	1972
Sal Bando, 3B	1973
Bert Campaneris, SS	1973
Ken Holtzman, LHP	1973
Reggie Jackson, OF	1973
Sal Bando, 3B	1974
Bert Campaneris, SS	1974
Jim Hunter, RHP	1974
Joe Rudi, OF	1974
Reggie Jackson, OF	1975
Joe Rudi, OF	1976
Dwayne Murphy, OF	1981
Rickey Henderson, OF	1981
Tony Armas, OF	1981
Dave Kingman, DH	1984
Jose Canseco, OF	1988
Dennis Eckersley, RP	1988
Dave Stewart, RHP	1988
Carney Lansford, 3B	1989
Jose Canseco, OF	1990
Rickey Henderson, OF	1990
Bob Welch, RHP	1990
Jose Canseco, OF	1991
Mark McGwire, 1B	1992
Mark McGwire, 1B	1996
Mark Mulder, LHP	2001
Eric Chavez, 3B	2002
Barry Zito, LHP	2002

### AL Silver Slugger Team

Rickey Henderson	1981
Jose Canseco	1988
Jose Canseco	1990
Rickey Henderson	1990
Jose Canseco	1991
Mark McGwire	1992
Mark McGwire	1996
Jason Giambi	2001
Eric Chavez	2002

## ASSOCIATED PRESS AWARDS

### Player of the Year

Jose Canseco	1988
--------------	------

### Manager of the Year

Billy Martin	1980
--------------	------

### Major League All-Star Team

Rickey Henderson, OF	1990
Bob Welch, RHP	1990
Jose Canseco, OF	1991
Dennis Eckersley, RP	1992
Mark McGwire, 1B	1992
Mark McGwire, 1B	1996

## UPI AWARDS

### Manager of the Year

Tony LaRussa	1992
--------------	------

### Executive of the Year

Sandy Alderson	1988
Sandy Alderson	1990

### AL Comeback Player of the Year

Dave Kingman	1984
Dave Henderson	1988
Mark McGwire	1992

### AL All-Star Team

Mark McGwire, 1B	1992
Dennis Eckersley, RP	1992

## PLAYERS CHOICE AWARDS

### AL Outstanding Pitcher of the Year

Barry Zito	2002
------------	------

### AL Outstanding Rookie

Ben Grieve	1998
Terrence Long	2000
Bobby Crosby	2004
Huston Street	2005

### AL Comeback Player of the Year

Dennis Eckersley	1992
John Jaha	1999
Frank Thomas	2006

### Man of the Year

Mark McGwire	1996
--------------	------

## Notable Performances & Award Winners, continued

### MISCELLANEOUS AWARDS

#### Organization of the Year

Baseball America	1982
Topps	1998
Baseball America	1999
Howe Sports Data	1999
Topps	1999
Topps	2004

#### Baseball America Executive of the Year

<b>Billy Beane</b>	<b>2002</b>
<b>Billy Beane</b>	<b>2013</b>

#### AL Chalmers Award\*

Eddie Collins	1914
---------------	------

#### Early American League MVPs\*

Mickey Cochrane, C	1928
--------------------	------

#### AL Rawlings Gold Glove

Joe Rudi, OF	1974
Joe Rudi, OF	1975
Joe Rudi, OF	1976
Dwayne Murphy, OF	1980
Mike Norris, P	1980
Dwayne Murphy, OF	1981
Mike Norris, P	1981
Rickey Henderson, OF	1981
Dwayne Murphy, OF	1982
Dwayne Murphy, OF	1983
Dwayne Murphy, OF	1984
Dwayne Murphy, OF	1985
Alfredo Griffin, SS	1985
Mark McGwire, 1B	1990
Eric Chavez, 3B	2001
Eric Chavez, 3B	2002
Eric Chavez, 3B	2003
Eric Chavez, 3B	2004
Eric Chavez, 3B	2005
Eric Chavez, 3B	2006
<b>Josh Reddick, OF</b>	<b>2012</b>

#### AL Rolands Relief Man Award

Dennis Eckersley	1988
Dennis Eckersley	1992
Billy Koch	2002
Keith Foulke	2003

#### Topps ML Rookie All-Star Team

Dick Howser, OF	1961
Ed Charles, 3B	1962
Manny Jimenez, OF	1962
Bert Campaneris, SS	1964
Jim Nash, RHP	1966
Rick Monday, OF	1967
Angel Mangual, OF	1971
Claudell Washington, OF	1974
Wayne Gross, 3B	1977
Mitchell Page, OF	1977
Dave Revering, 1B	1978
John Johnson, LHP	1978

Bob Kearney, C	1983
Jose Canseco, OF	1986
Mark McGwire, 1B	1987
Walt Weiss, SS	1988
Felix Jose, OF	1990
Tony Batista, 2B	1996
Ben Grieve, OF	1998
A.J. Hinch, C	1998
Terrence Long, OF	2000
Mark Ellis, 2B	2002
Bobby Crosby, SS	2004
Dan Johnson, 1B	2005
Huston Street, P	2005
Brad Ziegler, P	2008
<b>Yoenis Céspedes, OF</b>	<b>2012</b>

#### World Series Most Valuable Player

Gene Tenace	1972
Reggie Jackson	1973
Rollie Fingers	1974
Dave Stewart	1989

#### ALCS Most Valuable Player

Dennis Eckersley	1988
Rickey Henderson	1989
Dave Stewart	1990

#### All-Star Game Most Valuable Player

Terry Steinbach	1988
-----------------	------

#### Outstanding Designated Hitter Award

Dave Kingman	1984
Dave Parker	1989

#### Joe Cronin Award

Rickey Henderson	1982
Jose Canseco	1988
Dave Stewart	1990

#### Roberto Clemente Award

Dave Stewart	1990
--------------	------

#### Tony Conigliaro Award

Jim Mecir	2003
-----------	------

#### The Hutch Award

Carney Lansford	1992
Jason Giambi	2000

#### Dave Stewart Community Service Award

Ernie Young	1996
Scott Spiezio	1997
Tom Candiotti	1998
Art Howe	1999
Jason Giambi	2000
Terrence Long	2001
Tim Hudson	2002
Scott Hatteberg	2003
Eric Chavez	2004
Barry Zito	2005
Mark Kotsay	2006
Mark Ellis	2007

Dana Eveland	2008
Dallas Braden/Kurt Suzuki	2009
Craig Breslow	2010
Josh Willingham	2011
Jonny Gomes	2012
<b>Sean Doolittle</b>	<b>2013</b>

#### Jim "Catfish" Hunter Award

Tim Hudson	2004
Mark Ellis	2005
Jason Kendall	2006
Mark Ellis	2007
Mike Sweeney	2008
Kurt Suzuki	2009
Ben Sheets	2010
Josh Willingham	2011
Jonny Gomes	2012
<b>Coco Crisp</b>	<b>2013</b>

#### AL Pitcher of the Month

Rick Langford	August, 1979
Matt Keough	April, 1981
Jay Howell	June, 1985
Steve Ontiveros	June, 1987
Dave Stewart	April, 1988
Mike Moore	July, 1989
Dave Stewart	April, 1990
Dave Stewart	September, 1990
Tim Hudson	September, 2000
Mark Mulder	July, 2001
Barry Zito	August, 2001
Barry Zito	September, 2001
Mark Mulder	June, 2002
Cory Lidle	August, 2002
Barry Zito	July, 2005
Esteban Loaiza	August, 2006
Dan Haren	May, 2007
Bartolo Colon	June, 2013

#### AL Player of the Month

Gene Tenace	September, 1975
Mike Davis	April, 1985
Carney Lansford	May, 1988
Jose Canseco	September, 1988
Jose Canseco	May, 1990
Dave Henderson	April, 1991
Mark McGwire	June, 1996
Jason Giambi	September, 2000
Jason Giambi	May, 2001
Jermaine Dye	August, 2001
Eric Chavez	September, 2001
<b>Josh Donaldson</b>	<b>September, 2013</b>

#### AL Rookie of the Month

Bobby Crosby	June, 2004
Joe Blanton	June, 2005
Joe Blanton	August, 2005
Andrew Bailey	August, 2009
Brett Anderson	September, 2009
Jemile Weeks	June, 2011
<b>Yoenis Céspedes</b>	<b>September, 2012</b>
<b>Nate Freiman</b>	<b>May, 2013</b>



# ATHLETICS IN THE HALL OF FAME

Players (6)	Year Inducted	Pos.	Career Avg.	Years With Athletics
Frank Baker	1955	3B	.307	1908-14
Mickey Cochrane	1947	C	.320	1925-33
Jimmie Foxx	1951	1B	.325	1925-35
Rickey Henderson	2009	OF	.279	1979-1984; 89-93; 94-95; 98
Reggie Jackson	1993	OF	.262	1967-75; 87
Al Simmons	1953	OF	.334	1924-32; 40-41; 44

Pitchers (7)	Year Inducted	Career Record	Career ERA	Years With Athletics
Chief Bender	1953	212-127	2.46	1903-14
Dennis Eckersley	2004	197-171, 390 SVs	3.50	1987-95
Rollie Fingers	1992	114-118, 341 SVs	2.90	1968-76
Lefty Grove	1947	300-141	3.06	1925-33
Jim Hunter	1987	224-166	3.26	1965-74
Eddie Plank	1946	326-194	2.35	1901-14
Rube Waddell	1946	193-143	2.16	1902-07

Managers (3)	Year Inducted	Career Record	Years With Athletics
Tony La Russa	2014	2728-2365	1986-95
Connie Mack	1937	3776-4025	1901-50
Dick Williams	2008	1571-1451	1971-73

**Other Hall of Famers Who Spent Part of Their Career With the Athletics (22):** Orlando Cepeda (1972); Ty Cobb (1927-28); Eddie Collins (1906-14; 1927-30); Jimmy Collins (1907-08); Stan Coveleski (1912); Elmer Flick (1902); Nellie Fox (1947-49); Rich Gossage (1992-93); Whitey Herzog (1958-60); Waite Hoyt (1931); George Kell (1943-46); Nap Lajoie (1901-02; 1915-16); Willie McCovey (1976); Joe Morgan (1984); Satchel Paige (1965); Herb Pennock (1912-15); Enos Slaughter (1955-56); Tris Speaker (1928); Don Sutton (1985); Frank Thomas (2006; 08); Zack Wheat (1927); Billy Williams (1975-76).

**Broadcasters Who Spent Part of Their Careers With the Athletics (Ford C. Frick Award):** By Saam (1938-54); Harry Caray (1970); Jon Miller (1974); Lon Simmons (1981-1995)

**Note:** For purpose of comparison, the National Baseball Hall of Fame uses "games played" and "games won" as the determining factors for position players and pitchers who played for more than one club during their careers. Based on that criteria, Willie McCovey, for example, is not counted among the Athletics 16 representatives.

# ATHLETICS RETIRED NUMBERS

## JIM "CATFISH" HUNTER

27

### Pitcher

**Born:** April 8, 1946


**Batted:** Right

**Hall of Fame Induction:** 1987

**Birthplace:** Hartford, NC

**Threw:** Right

**Number Retired:** June 9, 1991



A control pitcher with a sneaky fastball, Catfish Hunter enjoyed a 15-year major league career with the Kansas City/Oakland Athletics and the New York Yankees...posted a 224-166 career record with a 3.26 ERA before arm trouble ended his career at the age of 33...holds Oakland's all-time career mark for wins (131)...won 20 or more games five consecutive seasons (1971-75), including his Cy Young Award-winning season of 1974 when he won a career-high 25 games... won five World Series rings, three with the A's and two with the Yankees...was 4-0 with one save in seven World Series appearances with the A's...signed a free agent contract with the Yankees in 1975 and helped New York to three straight pennants (1976-78)...was an eight-time All-Star...pitched a perfect game on May 8, 1968 against the Minnesota Twins...made his major league debut in 1965 with the Kansas City Athletics and did not miss a start until 1977...a good hitting pitcher, he batted .350 (36-for-103) in 1971 and had a .226 lifetime average with six home runs... nicknamed "Catfish" for effect by A's owner Charles O. Finley...soft-spoken and humble with a dose of country charm, he was inducted into the Hall of Fame in 1987.


## ROLLIE FINGERS

34

### Pitcher

**Born:** August 25, 1946  
**Batted:** Right  
**Hall of Fame Induction:** 1992

**Birthplace:** Steubenville, OH  
**Threw:** Right  
**Number Retired:** July 5, 1993



Almost as famous for his handlebar mustache as his pitching, Rollie Fingers is one of the greatest relief pitchers in major league history...in his 17-year career spent with Oakland (1968-76), San Diego (1977-80) and Milwaukee (1981-85), the seven-time All-Star chalked up 341 saves to go along with a 114-118 career mark...made his ML debut in 1968 and began the 1969, '70 and '71 seasons as a starter, but finished all three seasons in the bullpen...became a full-time reliever in 1972, winning 11 games in relief and saving 21 to help Oakland to its first World Series appearance...saved 22 games and posted a 1.92 ERA in 1973...earned a win and two saves in the '74 World Series against the Los Angeles Dodgers...in 1975, pitched the final two innings of a four-pitcher no-hitter as he, Vida Blue, Glenn Abbott and Paul Lindblad combined to blank the California Angels, 5-0...signed a free agent contract with San Diego following the 1976 season and promptly led the National League in appearances (78) and saves (35)...posted a career high 37 saves for the Padres in 1978...returned to the American League in 1981 after being traded to Milwaukee and led the AL in saves with 28 to go along with a 1.04 ERA as the Brewers made their first-ever postseason appearance... captured both the Cy Young and Most Valuable Player Awards in 1981 after figuring in 55 percent of the Brewers victories...retired following the 1985 season... inducted into the Hall of Fame in 1992.


## REGGIE JACKSON

9

### Outfielder

**Born:** May 18, 1946  
**Batted:** Left  
**Hall of Fame Induction:** 1993

**Birthplace:** Wyncote, PA  
**Threw:** Left  
**Number Retired:** May 22, 2004



Was originally selected by the Kansas City Athletics in the first round of the 1966 June Draft and played for 21 seasons in the Major Leagues, including nine seasons in Oakland (1968-75; 1987)...was a .262 career hitter with 563 home runs and 1702 RBI...named American League Most Valuable Player in 1973...appeared in 12 All-Star Games, 11 League Championship Series and five World Series..."Mr. October" played in five World Series (27 games) and was a part of four world championship clubs...earned World Series MVP honors in 1973 with Oakland and again in 1977 with New York...belted three home runs in Game Six of the 1977 World Series, all on the first pitch...once said, "Some people call October a time of pressure. I call it a time of character"...stole 228 bases in his career...finished among the AL Top 10 in home runs 13 times and led the circuit on four occasions...had 16 seasons of at least 20 home runs which ties an AL record...had six seasons of 100 or more RBI...when his number was retired on May 22, 2004, he ranked second on Oakland's career charts in home runs (268), double (230) and extra base hits (521)...became the eighth player to have his number retired by at least two teams and third to have two different numbers retired...inducted into the Hall of Fame in 1993.


## DENNIS ECKERSLEY

43

### Pitcher

**Born:** October 3, 1954  
**Batted:** Right  
**Hall of Fame Induction:** 2004

**Birthplace:** Oakland, CA  
**Threw:** Right  
**Number Retired:** August 13, 2005




Dennis Eckersley blazed a unique path to the Hall of Fame that most likely will never be repeated, beginning his career as a highly-touted starting pitcher before transforming into arguably the best closer the game has ever seen...from 1988 to 1992, Eck averaged 44 saves a season and helped the A's to four American League West crowns, three AL pennants and a World Series title in 1989...had 15 career postseason saves, including four when he was named 1988 ALCS MVP against Boston...was a six-time All-Star, including four times with Oakland (1988, 90-92)...earned both the American League Cy Young and Most Valuable Player Awards in 1992 after recording a league leading, career high and Oakland record 51 saves in 54 opportunities...finished his Oakland career as the Athletics career leader in saves (320)...tossed a no-hitter against California on May 30, 1977 as a member of the Cleveland Indians...ended his 24-year major league career with a record of 197-171 to go along with 390 saves and a 3.50 ERA...inducted into the Hall of Fame in 2004...had his number retired by the Oakland Athletics on August 13, 2005.

**Outfielder**

**Born:** December 25, 1958  
**Batted:** Right  
**Hall of Fame Induction:** 2009

**Birthplace:** Chicago, IL  
**Threw:** Left  
**Number Retired:** August 1, 2009



Rickey Henderson is one of the greatest leadoff hitters in baseball history...when his 25-year career concluded following the 2003 season, he was Major League Baseball's all-time leader in runs (2295), stolen bases (1406) and walks (2190)...he also banged out 3,055 hits, 297 home runs and 1,115 RBI with a .401 on-base percentage...he also hit 81 home runs leading off a game, still a ML mark...Henderson made his ML debut with Oakland in 1979 and had four stints with the A's (1979-84, 89-93, 94-95, 98)...he also played for both New York teams, San Diego, Boston, Los Angeles, Anaheim, Seattle and Toronto...Henderson was a 10-time All-Star and was named 1990 American League Most Valuable Player after batting .325 with 28 home runs, 61 RBI, 119 runs scored, 97 walks and 65 stolen bases...he set the ML single season stolen base record with 130 in 1982 and led the league in steals 12 times...inducted into the Hall of Fame in 2009...had his number retired by the Oakland Athletics on August 1, 2009...at the time, he was Oakland's all-time leader in games (1704), at bats (6140), runs (1270), hits (1768), doubles (289), triples (41), walks (1227) and stolen bases (867).

**SPECIAL RECOGNITION**

**WALTER A. HAAS, JR.**

**Owner/Managing General Partner 1980-95**

**Born:** January 24, 1916

**Birthplace:** San Francisco, CA




One of the most beloved owners in the history of the Athletics organization, Walter A. Haas, Jr. purchased the A's from Charles O. Finley in 1980, saving the team from potentially moving out of the area...during his 15-year ownership period, the A's won one World Championship (1989) and captured three consecutive American League pennants (1988-90)...team broke franchise attendance records each of those seasons, attracting a record 2.9 million fans to the Coliseum in 1990...long considered one of the top business and civic leaders in the United States, Haas headed some of the finest corporations in the country, including Levi Strauss, Bank of America, United Air Lines and the Pacific Telephone Company...former A's slugger Mark McGwire once described Haas as "the nicest man who has ever been put on this earth"...the A's paid tribute to his ownership reign on September 17, 1995 on Haas Family Tribute Day, when an honorary jersey was retired...Haas passed away on September 20, 1995...inducted to the Bay Area Sports Hall of Fame in 2013.

**JACKIE ROBINSON**

**Second Baseman**

**Born:** January 31, 1919  
**Batted:** Right  
**Hall of Fame Induction:** 1962

**Birthplace:** Cairo, GA  
**Threw:** Right



Jackie Robinson burst onto the scene in 1947, breaking baseball's color barrier and bringing the Negro leagues' electrifying style of play to the majors...quickly became baseball's top drawing card and a symbol of hope to millions of Americans...led the Dodgers to six pennants in his 10 seasons...dominated games on the base paths, stealing home 19 times while riling opposing pitchers with his daring baserunning style...was named National League MVP in 1949, leading the loop in hitting (.342) and steals (37), while knocking in 124 runs...passed away on October 24, 1972 in Stamford, Conn...was named to Major League Baseball's All-Century Team...number 42 was retired by every Major League team in 1997.

# ATHLETICS ALL-STAR GAME SELECTIONS

**1933** Connie Mack (manager), Jimmie Foxx (1b), Lefty Grove (p)  
**1934** Jimmie Foxx (1b), Pinky Higgins (3b)  
**1935** Jimmie Foxx (1b), Bob Johnson (of)  
**1936** Pinky Higgins (3b)  
**1937** Wally Moses (of)  
**1938** Bob Johnson (of)  
**1939** Russell Blackburne (coach), Frank Hayes (c), Bob Johnson (of)  
**1940** Frank Hayes (c), Bob Johnson (of)  
**1941** Frank Hayes (c)  
**1942** Bob Johnson (of)  
**1943** Russell Blackburne (coach), Dick Siebert (1b)  
**1944** Frank Hayes (c), Bobo Newsom (p)  
**1945** NO GAME  
**1946** Buddy Rosar (c), Sam Chapman (of)  
**1947** Buddy Rosar (c)  
**1948** Buddy Rosar (c)\*, Joe Coleman (p)  
**1949** Eddie Joost (ss)\*, Lou Brissie (p), Alex Kellner (p)  
**1950** Ferris Fain (1b)  
**1951** Ferris Fain (1b)\*, Bobby Shantz (p)  
**1952** Ferris Fain (1b), Bobby Shantz (p), Eddie Joost (ss)  
**1953** Gus Zernial (of)\*, Eddie Robinson (1b)  
**1954** Jim Finigan (3b)  
**1955** Jim Finigan (3b)\*, Vic Power (1b)  
**1956** Harry Simpson (of), Vic Power (1b)  
**1957** Joe DeMaestri (ss)  
**1958** Bob Cerv (of)\*  
**1959** Harry Craft (coach), Bud Daley (p), Roger Maris (of)\*\*\*\*  
**1960** Bud Daley (p)  
**1961** Dick Howser (ss)  
**1962** Norm Siebern (1b), Hank Bauer (coach)\*\*\*\*  
**1963** Norm Siebern (1b-of)  
**1964** John Wyatt (p)  
**1965** John O'Donoghue (p)  
**1966** Jim Hunter (p)  
**1967** Jim Hunter (p)  
**1968** Bert Campaneris (ss), Rick Monday (of), John Odom (p)  
**1969** Sal Bando (3b)\*, Reggie Jackson (of)\*, John Odom (p)  
**1970** Jim Hunter (p)  
**1971** Vida Blue (p), Dave Duncan (c), Reggie Jackson (of)  
**1972** Dick Williams (coach), Sal Bando (3b), Bert Campaneris (ss), Ken Holtzman (p), Jim Hunter (p), Reggie Jackson (of)\*, Joe Rudi (of)  
**1973** Dick Williams (manager), Sal Bando (3b), Bert Campaneris (ss), Rollie Fingers (p), Ken Holtzman (p), Jim Hunter (p), Reggie Jackson (of)\*  
**1974** Sal Bando (3b), Bert Campaneris (ss)\*, Rollie Fingers (p), Jim Hunter (p), Reggie Jackson (of)\*, Joe Rudi (of)  
**1975** Alvin Dark (manager), Wes Stock (coach), Vida Blue (p), Bert Campaneris (ss)\*, Rollie Fingers (p), Reggie Jackson (of)\*, Joe Rudi (of)\*, Gene Tenace (c), Claudell Washington (of)  
**1976** Rollie Fingers (p), Phil Garner (2b)  
**1977** Wayne Gross (3b)  
**1978** Matt Keough (p)

**1979** Jeff Newman (c)  
**1980** Rickey Henderson (of)  
**1981** Tony Armas (of), Mike Norris (p)  
**1982** Billy Martin (manager), Art Fowler (coach), Jackie Moore (coach), Rickey Henderson (of)\*  
**1983** Rickey Henderson (of)  
**1984** Bill Caudill (p), Rickey Henderson (of), Jackie Moore (coach)  
**1985** Jay Howell (p)  
**1986** Jose Canseco (of)  
**1987** Tony La Russa (coach), Rene Lachemann (coach), Jay Howell (p), Mark McGwire (1b)  
**1988** Jose Canseco (of)\*, Dennis Eckersley (p), Carney Lansford (3b), Mark McGwire (1b)\*, Terry Steinbach (c)\*  
**1989** Tony La Russa (manager), Dave Duncan (coach), Art Kusnyer (coach), Jose Canseco (of)\*\*\*, Mark McGwire (1b)\*, Mike Moore (p), Terry Steinbach (c)\*, Dave Stewart (p)\*  
**1990** Tony La Russa (manager), Dave Duncan (coach), Dave McKay (coach), Jose Canseco (of)\*, Dennis Eckersley (p), Rickey Henderson (of)\*, Mark McGwire (1b)\*, Bob Welch (p)\*  
**1991** Tony La Russa (manager), Dave Duncan (coach), Rene Lachemann (coach), Tommie Reynolds (coach), Harold Baines (of), Dennis Eckersley (p), Dave Henderson (of)\*, Rickey Henderson (of)\*, Mark McGwire (1b)\*\*  
**1992** Jose Canseco (of)\*\*\*, Dennis Eckersley (p), Mark McGwire (1b)\*  
**1993** Terry Steinbach (c)  
**1994** Ruben Sierra (of)  
**1995** Mark McGwire (1b)\*\*\*, Steve Ontiveros (rhp)  
**1996** Mark McGwire (1b)  
**1997** Mark McGwire (1b)  
**1998** Art Howe (coach), Ben Grieve (of)  
**1999** John Jaha (1b)  
**2000** Jason Giambi (1b)\*, Tim Hudson (rhp), Jason Istringhausen (rhp)  
**2001** Jason Giambi (1b)  
**2002** Miguel Tejada (ss), Barry Zito (lhp)  
**2003** Ramon Hernandez (c), Keith Foulke (rhp), Mark Mulder (lhp), Barry Zito (lhp)\*\*\*\*\*  
**2004** Mark Mulder (lhp)\*, Tim Hudson (rhp)\*\*\*  
**2005** Justin Duchschere (rhp), Ken Macha (coach)  
**2006** Barry Zito (lhp)  
**2007** Dan Haren (rhp)\*  
**2008** Justin Duchschere (rhp)  
**2009** Andrew Bailey (rhp)  
**2010** Andrew Bailey (rhp), Trevor Cahill (rhp)\*\*\*\*\*, Bob Geren (coach)  
**2011** Gio Gonzalez (lhp)  
**2012** Ryan Cook (rhp), Bob Melvin (coach)  
**2013** Grant Balfour (rhp), Bartolo Colon\*\*\*\*\* (rhp)

\* All-Star Game Starters

\*\* Elected Starter, Injured

\*\*\* Injured, did not play

\*\*\*\* Second game addition

\*\*\*\*\* Ineligible List, did not play

# OAKLAND ATHLETICS IN SEASON OPENERS

Year	Date	Opponent	W-L	Score	WP	LP	Attendance
1968	April 10	at Baltimore	L	1-3	Phoebus	Hunter	22,050
<b>1969</b>	<b>April 8</b>	<b>Chicago</b>	<b>W</b>	<b>5-2</b>	<b>Odom</b>	<b>Peters</b>	<b>23,610</b>
1970	April 7	at Kansas City	W	6-4	Odom	Bunker	18,127
1971	April 5	at Washington	L	0-8	Bosman	Blue	45,061
<b>1972</b>	<b>April 15</b>	<b>Minnesota</b>	<b>W</b>	<b>4-3 (11)</b>	<b>Locker</b>	<b>LaRoche</b>	<b>9,912</b>
<b>1973</b>	<b>April 6</b>	<b>Minnesota</b>	<b>L</b>	<b>3-8</b>	<b>Blyleven</b>	<b>Hunter</b>	<b>37,972</b>
1974	April 4	at Texas	W	7-2	Hunter	Bibby	21,907
<b>1975</b>	<b>April 8</b>	<b>Chicago</b>	<b>W</b>	<b>3-2</b>	<b>Blue</b>	<b>Wood</b>	<b>17,474</b>
1976	April 9	at California	W	5-2	Torrez	Tanana	30,094
<b>1977</b>	<b>April 9</b>	<b>Minnesota</b>	<b>W</b>	<b>7-4</b>	<b>Torrez</b>	<b>Schuler</b>	<b>12,562</b>
1978	April 7	at California	L	0-1	Tanana	Langford	29,194
<b>1979</b>	<b>April 6</b>	<b>Minnesota</b>	<b>L</b>	<b>3-5</b>	<b>Goltz</b>	<b>Langford</b>	<b>10,387</b>
<b>1980</b>	<b>April 10</b>	<b>Minnesota</b>	<b>L</b>	<b>7-9 (12)</b>	<b>Corbett</b>	<b>McCatty</b>	<b>24,415</b>
1981	April 9	at Minnesota	W	5-1	Norris	Koosman	42,658
<b>1982</b>	<b>April 6</b>	<b>California</b>	<b>W</b>	<b>3-2 (11)</b>	<b>Jones</b>	<b>Aase</b>	<b>48,348</b>
<b>1983</b>	<b>April 4</b>	<b>Cleveland</b>	<b>L</b>	<b>5-8</b>	<b>Sutcliffe</b>	<b>Langford</b>	<b>34,831</b>
<b>1984</b>	<b>April 3</b>	<b>Milwaukee</b>	<b>W</b>	<b>6-5</b>	<b>Burgmeier</b>	<b>Fingers</b>	<b>45,398</b>
1985	April 9	at Seattle	L	3-6	Moore	Codioli	37,161
<b>1986</b>	<b>April 8</b>	<b>Minnesota</b>	<b>L</b>	<b>2-3</b>	<b>Viola</b>	<b>Codioli</b>	<b>44,726</b>
1987	April 7	at Minnesota	L	4-5 (10)	Frazier	Krueger	43,548
<b>1988</b>	<b>April 4</b>	<b>Seattle</b>	<b>W</b>	<b>4-1</b>	<b>Stewart</b>	<b>Langston</b>	<b>45,333</b>
<b>1989</b>	<b>April 3</b>	<b>Seattle</b>	<b>W</b>	<b>3-2</b>	<b>Stewart</b>	<b>Langston</b>	<b>46,163</b>
<b>1990</b>	<b>April 9</b>	<b>Minnesota</b>	<b>W</b>	<b>8-3</b>	<b>Stewart</b>	<b>Anderson</b>	<b>45,207</b>
<b>1991</b>	<b>April 9</b>	<b>Minnesota</b>	<b>W</b>	<b>7-2</b>	<b>Stewart</b>	<b>Morris</b>	<b>44,373</b>
<b>1992</b>	<b>April 6</b>	<b>Kansas City</b>	<b>W</b>	<b>5-3</b>	<b>Honeycutt</b>	<b>Aquino</b>	<b>44,078</b>
<b>1993</b>	<b>April 5</b>	<b>Detroit</b>	<b>W</b>	<b>9-4</b>	<b>Welch</b>	<b>Moore</b>	<b>43,370</b>
1994	April 5	at Milwaukee	L	7-11	Kiefer	Ontiveros	52,012
1995	April 26	at Toronto	L	1-13	Cone	Stewart	50,426
1996	April 1	vs. Toronto*	L	6-9	Hanson	Reyes	7,292
<b>1997</b>	<b>April 2</b>	<b>Cleveland</b>	<b>L</b>	<b>7-9</b>	<b>Kline</b>	<b>Wengert</b>	<b>41,332</b>
<b>1998</b>	<b>April 1</b>	<b>Boston</b>	<b>L</b>	<b>0-2</b>	<b>Martinez</b>	<b>Candiotti</b>	<b>36,915</b>
<b>1999</b>	<b>April 4</b>	<b>New York</b>	<b>W</b>	<b>5-3 (8)</b>	<b>Mathews</b>	<b>Stanton</b>	<b>46,380</b>
<b>2000</b>	<b>April 3</b>	<b>Detroit</b>	<b>L</b>	<b>4-7</b>	<b>Nomo</b>	<b>Appier</b>	<b>53,498</b>
2001	April 2	at Seattle	L	4-5	Rhodes	Mecir	45,911
<b>2002</b>	<b>April 1</b>	<b>Texas</b>	<b>W</b>	<b>8-3</b>	<b>Mulder</b>	<b>Park</b>	<b>43,908</b>
<b>2003</b>	<b>April 1</b>	<b>Seattle</b>	<b>W</b>	<b>5-0</b>	<b>Hudson</b>	<b>Garcia</b>	<b>41,723</b>
<b>2004</b>	<b>April 5</b>	<b>Texas</b>	<b>W</b>	<b>5-4</b>	<b>Bradford</b>	<b>Nelson</b>	<b>45,122</b>
2005	April 4	at Baltimore	L	0-4	Lopez	Zito	48,271
<b>2006</b>	<b>April 3</b>	<b>New York</b>	<b>L</b>	<b>2-15</b>	<b>Johnson</b>	<b>Zito</b>	<b>35,077</b>
2007	April 2	at Seattle	L	0-4	Hernandez	Haren	46,002
2008	March 25	vs. Boston**	L	5-6 (10)	Okajima	Street	44,628
2009	April 6	at Los Angeles	L	0-3	Saunders	Braden	43,220
<b>2010</b>	<b>April 5</b>	<b>Seattle</b>	<b>L</b>	<b>3-5</b>	<b>League</b>	<b>Ziegler</b>	<b>30,686</b>
<b>2011</b>	<b>April 1</b>	<b>Seattle</b>	<b>L</b>	<b>2-6</b>	<b>Hernandez</b>	<b>Breslow</b>	<b>36,067</b>
2012	March 28	vs. Seattle**	L	1-3	Wilhelmsen	Carignan	44,227
<b>2013</b>	<b>April 1</b>	<b>Seattle</b>	<b>L</b>	<b>0-2</b>	<b>Hernandez</b>	<b>Anderson</b>	<b>36,067</b>

\*Las Vegas, Nev.

\*\*Tokyo, Japan

Overall Record: 20-26 (Oakland 16-12, Road 4-11, Tokyo 0-2, Las Vegas 0-1)

## OAKLAND A'S OPENING DAY TRIVIA

### Youngest Opening Day Starters

Claudell Washington, LF (1975)	20 yrs, 220 days
Rickey Henderson, LF (1980)	21 yrs, 106 days
Eric Chavez, 3B (1999)	21 yrs, 119 days
Claudell Washington, RF (1976)	21 yrs, 221 days
Vida Blue, P (1971)	21 yrs, 251 days
Jose Canseco, LF (1986)	21 yrs, 280 days
Reggie Jackson, RF (1968)	21 yrs, 327 days
Ben Grieve, RF (1998)	21 yrs, 332 days

### Oldest Opening Day Starters

Reggie Jackson, DH (1987)	40 yrs, 324 days
Tom Candiotti, P (1998)	40 yrs, 213 days
Joe Morgan, 2B (1984)	40 yrs, 196 days
Tony Phillips, 2B (1999)	39 yrs, 344 days
Randy Velarde, 2B (2002)	39 yrs, 128 days
Rickey Henderson, LF (1998)	39 yrs, 97 days
Don Baylor, DH (1988)	38 yrs, 281 days
Mike Piazza, DH (2007)	38 yrs, 209 days
Dave Stewart, P (1995)	38 yrs, 66 days

# OAKLAND A'S OPENING DAY LINEUPS

## 1968

Campaneris . . . SS  
R. Jackson . . . RF  
Bando . . . . . 3B  
Webster . . . . . 1B  
Donaldson . . . 2B  
Pagliaroni . . . C  
Gosger . . . . . LF  
Monday . . . . . CF  
Hunter . . . . . P

## 1969

Campaneris . . . SS  
R. Jackson . . . RF  
Hershberger . . LF  
Bando . . . . . 3B  
Cater . . . . . 1B  
Green . . . . . 2B  
Monday . . . . . CF  
Duncan . . . . . C  
Odom . . . . . P

## 1970

Campaneris . . . SS  
Monday . . . . . CF  
F. Alou . . . . . LF  
R. Jackson . . . RF  
Bando . . . . . 3B  
Mincher . . . . . 1B  
Green . . . . . 2B  
Fernandez . . . C  
Odom . . . . . P

## 1971

Campaneris . . . SS  
F. Alou . . . . . LF  
R. Jackson . . . RF  
Mincher . . . . . 1B  
Bando . . . . . 3B  
Monday . . . . . CF  
Duncan . . . . . C  
Green . . . . . 2B  
Blue . . . . . P

## 1972

Campaneris . . . SS  
Rudi . . . . . LF  
R. Jackson . . . RF  
Bando . . . . . 3B  
Epstein . . . . . 1B  
B. Brooks . . . . CF  
Duncan . . . . . C  
Green . . . . . 2B  
Holtzman . . . . P

## 1973

North . . . . . DH  
Maxvill . . . . . SS  
Rudi . . . . . LF  
R. Jackson . . . RF  
Bando . . . . . 3B  
Tenace . . . . . 1B  
Conigliaro . . . CF  
Fosse . . . . . C  
Green . . . . . 2B  
Hunter . . . . . P

## 1974

North . . . . . CF  
Campaneris . . . SS  
Bando . . . . . 3B  
R. Jackson . . . RF  
Tenace . . . . . 1B  
Rudi . . . . . LF  
D. Johnson . . . DH  
Fosse . . . . . C  
Green . . . . . 2B  
Hunter . . . . . P

## 1975

North . . . . . CF  
Campaneris . . . SS  
Bando . . . . . 3B  
R. Jackson . . . RF  
Rudi . . . . . 1B  
B. Williams . . . DH  
Tenace . . . . . C  
C. Washington . LF  
Garner . . . . . 2B  
Blue . . . . . P

## 1976

North . . . . . CF  
Campaneris . . . SS  
C. Washington . RF  
Baylor . . . . . 1B  
Rudi . . . . . LF  
Bando . . . . . 3B  
Tenace . . . . . C  
B. Williams . . . DH  
Garner . . . . . 2B  
M. Torrez . . . . P

## 1977

North . . . . . CF  
Scott . . . . . 2B  
Page . . . . . LF  
Allen . . . . . 1B  
Sanguillen . . . C  
Gross . . . . . 3B  
E. Williams . . . DH  
Armas . . . . . RF  
Picciolo . . . . . SS  
M. Torrez . . . . P

## 1978

Dilone . . . . . LF  
North . . . . . CF  
Thomasson . . . 1B  
Armas . . . . . RF  
G. Alexander . . DH  
Essian . . . . . C  
Gross . . . . . 3B  
Guerrero . . . . SS  
Staggs . . . . . 2B  
Langford . . . . P

## 1979

Burke . . . . . LF  
Dilone . . . . . RF  
Page . . . . . DH  
Newman . . . . C  
Revering . . . . 1B  
Edwards . . . . 2B  
Armas . . . . . CF  
Kluttz . . . . . 3B  
Picciolo . . . . . SS  
Langford . . . . P

## 1980

Henderson . . . . LF  
Murphy . . . . . CF  
Heath . . . . . C  
Newman . . . . 1B  
Essian . . . . . DH  
Armas . . . . . RF  
Guerrero . . . . SS  
Kluttz . . . . . 3B  
Picciolo . . . . . 2B  
Langford . . . . P

## 1981

Henderson . . . . LF  
Murphy . . . . . CF  
C. Johnson . . . DH  
Armas . . . . . RF  
Heath . . . . . C  
Newman . . . . 1B  
Babitt . . . . . 2B  
McKay . . . . . 3B  
Picciolo . . . . . SS  
Norris . . . . . P

## 1982

Henderson . . . . LF  
Murphy . . . . . CF  
Meyer . . . . . DH  
Armas . . . . . RF  
Gross . . . . . 3B  
Spencer . . . . 1B  
Lopes . . . . . 2B  
Kearney . . . . . C  
Stanley . . . . . SS  
Langford . . . . P

## 1983

Henderson . . . . LF  
Davis . . . . . RF  
Lansford . . . . 3B  
Murphy . . . . . CF  
Burroughs . . . . DH  
Moore . . . . . 1B  
Lopes . . . . . 2B  
Kearney . . . . . C  
Phillips . . . . . SS  
Langford . . . . P

## 1984

Henderson . . . . LF  
Murphy . . . . . CF  
Morgan . . . . . 2B  
Lansford . . . . 3B  
Bochte . . . . . 1B  
Kingman . . . . DH  
Davis . . . . . RF  
Heath . . . . . C  
Hill . . . . . SS  
McCatty . . . . . P

## 1985

Collins . . . . . LF  
Lansford . . . . 3B  
Murphy . . . . . CF  
Kingman . . . . DH  
Bochte . . . . . 1B  
Heath . . . . . C  
Davis . . . . . RF  
Hill . . . . . 2B  
Griffin . . . . . SS  
Codirolì . . . . . P

## 1986

Phillips . . . . . 2B  
Murphy . . . . . CF  
Baker . . . . . DH  
Kingman . . . . 1B  
Canseco . . . . . LF  
Lansford . . . . 3B  
Davis . . . . . RF  
Griffin . . . . . SS  
Tettleton . . . . C  
Codirolì . . . . . P

## 1987

Davis . . . . . RF  
Phillips . . . . . 2B  
Lansford . . . . 3B  
Canseco . . . . . LF  
Jackson . . . . . DH  
Murphy . . . . . CF  
R. Nelson . . . . 1B  
Tettleton . . . . C  
Griffin . . . . . SS  
Young . . . . . P

## 1988

Phillips . . . . . 2B  
Lansford . . . . 3B  
Canseco . . . . . RF  
McGwire . . . . 1B  
Parker . . . . . LF  
Henderson . . . . CF  
Baylor . . . . . DH  
Steinbach . . . . C  
Weiss . . . . . SS  
Stewart . . . . . P

## 1989

Phillips . . . . . LF  
D. Henderson . . CF  
Lansford . . . . 3B  
McGwire . . . . 1B  
Steinbach . . . . C  
Parker . . . . . DH  
Hubbard . . . . 2B  
Javier . . . . . RF  
Weiss . . . . . SS  
Stewart . . . . . P

## 1990

R. Henderson . . LF  
Lansford . . . . 3B  
Canseco . . . . . RF  
McGwire . . . . 1B  
D. Henderson . . CF  
Steinbach . . . . C  
Javier . . . . . DH  
Gallego . . . . . 2B  
Weiss . . . . . SS  
Stewart . . . . . P

## 1991

R. Henderson . . LF  
D. Henderson . . CF  
Canseco . . . . . RF  
Baines . . . . . DH  
Steinbach . . . . C  
McGwire . . . . 1B  
Riles . . . . . 3B  
Weiss . . . . . SS  
Gallego . . . . . 2B  
Stewart . . . . . P

## 1992

R. Henderson . . LF  
Wilson . . . . . CF  
Canseco . . . . . RF  
Baines . . . . . DH  
McGwire . . . . 1B  
Steinbach . . . . C  
Lansford . . . . 3B  
Bordick . . . . . SS  
Blankenship . . 2B  
Stewart . . . . . P

**1993**

R. Henderson . . . LF  
 D. Henderson . . . CF  
 Sierra . . . . . RF  
 McGwire . . . . . 1B  
 Neel . . . . . DH  
 Steinbach . . . . . C  
 Browne . . . . . 3B  
 Bordick . . . . . SS  
 Blankenship . . . 2B  
 Welch . . . . . P

**1994**

Henderson . . . . LF  
 Javier . . . . . CF  
 Sierra . . . . . RF  
 McGwire . . . . . 1B  
 Gates . . . . . 2B  
 Neel . . . . . DH  
 Steinbach . . . . C  
 Brosius . . . . . 3B  
 Bordick . . . . . SS  
 Witt . . . . . P

**1995**

Henderson . . . . LF  
 Javier . . . . . CF  
 Berroa . . . . . DH  
 Sierra . . . . . RF  
 McGwire . . . . . 1B  
 Steinbach . . . . C  
 Brosius . . . . . 3B  
 Gallego . . . . . 2B  
 Bordick . . . . . SS  
 Stewart . . . . . P

**1996**

Young . . . . . CF  
 Gates . . . . . 2B  
 Giambi . . . . . 1B  
 Berroa . . . . . DH  
 Plantier . . . . . LF  
 Muñoz . . . . . RF  
 Steinbach . . . . C  
 Lovullo . . . . . 3B  
 Bordick . . . . . SS  
 Reyes . . . . . P

**1997**

Batista . . . . . SS  
 Brosius . . . . . 3B  
 Canseco . . . . . RF  
 McGwire . . . . . 1B  
 Berroa . . . . . DH  
 Giambi . . . . . LF  
 Young . . . . . CF  
 Spiezio . . . . . 2B  
 Williams . . . . . C  
 Prieto . . . . . P

**1998**

Henderson . . . . LF  
 Magadan . . . . 3B  
 Grieve . . . . . RF  
 Stairs . . . . . DH  
 Giambi . . . . . 1B  
 Spiezio . . . . . 2B  
 Hinch . . . . . C  
 McDonald . . . . CF  
 Bournigal . . . . SS  
 Candiotti . . . . P

**1999**

Phillips . . . . . 2B  
 McDonald . . . . CF  
 Giambi . . . . . DH  
 Stairs . . . . . RF  
 Jaha . . . . . 1B  
 Grieve . . . . . LF  
 Chavez . . . . . 3B  
 Hinch . . . . . C  
 Tejada . . . . . SS  
 Heredia . . . . . P

**2000**

Becker . . . . . CF  
 Tejada . . . . . SS  
 Giambi, Ja . . . . 1B  
 Jaha . . . . . DH  
 Stairs . . . . . RF  
 Grieve . . . . . LF  
 Hernandez . . . . C  
 Chavez . . . . . 3B  
 Menechino . . . 2B  
 Appier . . . . . P

**2001**

Damon . . . . . LF  
 Ortiz . . . . . 2B  
 Giambi, Ja . . . . 1B  
 Saenz . . . . . DH  
 Chavez . . . . . 3B  
 Tejada . . . . . SS  
 Long . . . . . CF  
 Giambi, Je . . . . RF  
 Hernandez . . . . C  
 Hudson . . . . . P

**2002**

Giambi, Je . . . . LF  
 Velarde . . . . . 2B  
 Hatteberg . . . . DH  
 Justice . . . . . RF  
 Chavez . . . . . 3B  
 Tejada . . . . . SS  
 Long . . . . . CF  
 Hernandez . . . . C  
 Pena . . . . . 1B  
 Mulder . . . . . P

**2003**

Ellis . . . . . 2B  
 Hatteberg . . . . 1B  
 Tejada . . . . . SS  
 Chavez . . . . . 3B  
 Dye . . . . . RF  
 Durazo . . . . . DH  
 Long . . . . . LF  
 Hernandez . . . . C  
 Singleton . . . . CF  
 Hudson . . . . . P

**2004**

Kotsay . . . . . CF  
 Kieley . . . . . LF  
 Chavez . . . . . 3B  
 Dye . . . . . RF  
 Durazo . . . . . DH  
 Karros . . . . . 1B  
 Crosby . . . . . SS  
 Miller . . . . . C  
 Scutaro . . . . . 2B  
 Hudson . . . . . P

**2005**

Kotsay . . . . . CF  
 Kendall . . . . . C  
 Chavez . . . . . 3B  
 Durazo . . . . . DH  
 Hatteberg . . . . 1B  
 Byrnes . . . . . LF  
 Crosby . . . . . SS  
 Swisher . . . . . RF  
 Ellis . . . . . 2B  
 Zito . . . . . P

**2006**

Ellis . . . . . 2B  
 Kotsay . . . . . CF  
 Crosby . . . . . SS  
 Chavez . . . . . 3B  
 Thomas . . . . . DH  
 Bradley . . . . . RF  
 Payton . . . . . LF  
 Kendall . . . . . C  
 Swisher . . . . . 1B  
 Zito . . . . . P

**2007**

Kendall . . . . . C  
 Stewart . . . . . LF  
 Bradley . . . . . CF  
 Piazza . . . . . DH  
 Chavez . . . . . 3B  
 Swisher . . . . . 1B  
 Crosby . . . . . SS  
 Buck . . . . . RF  
 Ellis . . . . . 2B  
 Haren . . . . . P

**2008**

Buck . . . . . RF  
 Ellis . . . . . 2B  
 Barton . . . . . 1B  
 Cust . . . . . DH  
 Brown . . . . . LF  
 Crosby . . . . . SS  
 Hannahan . . . . 3B  
 Suzuki . . . . . C  
 R. Sweeney . . . . CF  
 Blanton . . . . . P

**2009**

Sweeney . . . . . CF  
 Cabrera . . . . . SS  
 Giambi . . . . . DH  
 Holliday . . . . . LF  
 Garciparrá . . . . 1B  
 Chavez . . . . . 3B  
 Suzuki . . . . . C  
 Cust . . . . . RF  
 Ellis . . . . . 2B  
 Braden . . . . . P

**2010**

Davis . . . . . CF  
 Barton . . . . . 1B  
 Sweeney . . . . . RF  
 Kouzmanoff . . . 3B  
 Suzuki . . . . . C  
 Chavez . . . . . DH  
 Ellis . . . . . 2B  
 Buck . . . . . LF  
 Pennington . . . . SS  
 Sheets . . . . . P

**2011**

Crisp . . . . . CF  
 Barton . . . . . 1B  
 DeJesus . . . . . RF  
 Willingham . . . . LF  
 Matsui . . . . . DH  
 Suzuki . . . . . C  
 Ellis . . . . . 2B  
 Kouzmanoff . . . 3B  
 Pennington . . . . SS  
 Cahill . . . . . P

**2012**

Weeks . . . . . 2B  
 Pennington . . . . SS  
 Crisp . . . . . LF  
 Smith . . . . . DH  
 Suzuki . . . . . C  
 Reddick . . . . . RF  
 Céspedes . . . . CF  
 Allen . . . . . 1B  
 Sogard . . . . . 3B  
 McCarthy . . . . . P

**2013**

Crisp . . . . . CF  
 Jaso . . . . . C  
 Reddick . . . . . RF  
 Céspedes . . . . LF  
 Lowrie . . . . . SS  
 Moss . . . . . 1B  
 Donaldson . . . . 3B  
 Smith . . . . . DH  
 Sogard . . . . . 2B  
 Anderson . . . . . P

**OAKLAND A'S OPENING DAY TRIVIA****Most Starts**

- 12 Rickey Henderson
- 11 Eric Chavez
- 9 Sal Bando
- Reggie Jackson
- Carney Lansford
- Mark McGwire
- Terry Steinbach
- 8 Bert Campaneris
- Mark Ellis
- Wayne Murphy

**Most Starts by Position**

- P: Stewart 6, Langford, 5, Hunter 3, Hudson 3
- C: Steinbach 9, Suzuki 5, Heath 4, Hernandez 4
- 1B: McGwire 9, Giambi 4, **Barton 3**
- 2B: Ellis 8, Green 6, Phillips 4
- 3B: Chavez 10, Bando 9, Lansford 9
- SS: Campaneris 8, Bordick 5, Tejada 5, Crosby 5
- LF: Henderson 12, Rudi 4, three with 2
- CF: Murphy 8, North 5, D. Henderson 5
- RF: Jackson 8, Armas 5, Canseco 5, Davis 5
- DH: Berroa 3, Durazo 3, six with 2



# THE CHAMPIONSHIP YEARS

**1910:** Finished with a 102-48 record and outdistanced the New York Highlanders by 14.5 games in the American League standings... defeated the Chicago Cubs in five games to win the first of five World Championships in Philadelphia...102 wins set a new American League record...opened the season in Washington in a game attended by President William Howard Taft, who honored the game by throwing out the first ball, setting a precedent which was followed by each of his successors until the Senators left Washington following the 1971 season...the pitching staff, headlined by Jack Coombs, Chief Bender, Cy Morgan and Eddie Plank, finished with a 1.79 ERA... Coombs emerged as the ace of the pitching staff and finished with a 31-9 record and a 1.30 ERA, including 13 shutouts...compiled a 46-inning scoreless streak during the season...the infield of Stuff McInnis, Eddie Collins, Jack Barry, and Frank Baker would become known as the "\$100,000 Infield"....won the first three games of the World Series before the Cubs took game four, 4-3 in 10 innings...Coombs won his third game of the series in Game 5, out pitching Mordecai Brown to lift the A's to their first world title.



**1910 PHILADELPHIA ATHLETICS** – Front row: Topsy Hartsel, Stuff McInnis, Tom Atkins, Harry Krause, bat boy Louis Van Zelt, Jim Dygert, Eddie Collins, Jack Barry and Pat Livingston; Second row: Rube Oldring, Bris Lord, Danny Murphy, Manager Connie Mack, Eddie Plank, Jack Lapp and Amos Strunk; Top row: Harry Davis, Frank Baker, Jack Coombs, Ira Thomas, Chief Bender, Ben Hauser, Claude Derrick, Cy Morgan and Pat Donohue.

1911: Dominated the American League for the second straight season, finishing with a 101-50 record...defeated the New York Giants in six games to capture a second straight world championship...offense was paced by Eddie Collins, Frank Baker, Stuff McInnis, Eddie Murphy and Bris Lord...Baker captured the American League home run title with 11 round trippers, earning him the nickname "Home Run" Baker...clinched the pennant on Sept. 26 with an 11-5 win over Detroit at Shibe Park, as Baker hit two doubles and two home runs...faced the New York Giants in the World Series in a rematch of the 1905 Fall Classic, won by the Giants...Christy Mathewson and Chief Bender square-off in Game 1, just as they did in the 1905 Series finale...a run-scoring double by New York's Josh Devore in the seventh inning breaks a 1-1 tie as the Giants capture the first game...the A's won Game 2, 3-1, behind the pitching of Eddie Plank and a home run by Baker...A's took a 2-1 lead in the series by winning Game 3, 3-2 in 11 innings at the Polo Grounds...after heavy rains forced postponement of the series for a week, the A's captured Game 4 at Shibe Park, 4-2, as Bender outdueled Mathewson...the Giants staved off elimination by winning Game 5 at the Polo Grounds, 4-3 in 10 innings...the A's routed the Giants, 13-2 in Game 6 to capture their second straight World Series title.

1913: The Athletics post a 96-57 regular season record and outdistanced Washington by six and a half games to reclaim the American League pennant...defeated the New York Giants in five games to capture their third World Series title in four years...moved into first place in April and stayed atop the AL standings the rest of the way...Jack Coombs, three years removed from a 31-win season, missed the entire campaign with typhoid fever...Chief Bender (21-10), Eddie Plank (18-10), Boardwalk Brown (17-11), Byron "Duke" Houck (14-6) and rookie "Bullet" Joe Bush (14-6) anchored the pitching staff...the "\$100,000 Infield" turned in another solid season...Frank Baker hit .336

## 1911 World Champion Philadelphia Athletics



**1911 PHILADELPHIA ATHLETICS** – Front row: Topsy Hartsel, Doc Martin, Dave Danforth, Louis Van Zeldt (mascot), Stuff McInnis, Eddie Collins, Jack Barry; Row two: Rube Oldring, Bris Lord, Danny Murphy, Manager Connie Mack, Eddie Plank, Jack Lapp, Amos Strunk; Top row: Harry Davis, Frank Baker, Jack Coombs, Harry Krause, Ira Thomas, Chief Bender, Claude Derrick, Cy Morgan, Padding Livingston

to go along with an American League-best 12 home runs and 117 RBI... Stuffy McInnis hit .324 with 90 RBI, Collins finished with a .345 average while Barry batted .275...the Athletics and Giants split the first two games of the series before the A's win Games 3, 4 and 5 to capture their third World Series title.

**1929:** Behind a high-powered offense that featured six .300 hitters and the league's best pitching staff paced by Lefty Grove and George Earnshaw, the A's finish with a 104-46 record and capture the American League pennant by 18 games over the New York Yankees...defeat the Chicago Cubs in five games to win their fourth

World Series title...the championship is the culmination of a long journey back to the top of the baseball world for Connie Mack's club...after winning the 1914 pennant, the A's spent the next seven seasons in the AL cellar before finishing seventh in 1922...finished sixth in 1923, fifth in '24, second in '25, third in '26 and second in '27 and '28 before winning the pennant in 1929...Al Simmons leads the American League with 157 RBI and finishes second with a .365 batting average...Jimmie Foxx hits .354 with 33 home runs while catcher Mickey Cochrane finishes with a .331 average...Bing Miller (.335), Jimmy Dykes (.327) and Mule Haas (.313) also top the .300 mark for the season... Earnshaw (24-8, 3.29) and Grove (20-6, 2.81) combine for 44 wins.

**1930:** After posting a 102-52 regular season record, the Athletics successfully defend their World Championship by defeating a hard-nosed St. Louis Cardinals team in six games...offensively, Al Simmons leads the AL with a .381 average to go along with 36 home runs...Jimmie Foxx hits .335 and his 37 home runs rank tied for third in the league behind Babe Ruth (49) and Lou Gehrig (41)...Mickey Cochrane finishes the year with a .357 average...Lefty Grove posts a 28-5 record to go along with a 2.54 ERA while George Earnshaw finishes with a 22-13 record and a 4.44 ERA...the 1931 Athletics won a franchise record 107 games, but were denied a third straight championship after losing to the St. Louis Cardinals in a seven-game World Series...after finishing second in 1932 and third in 1933, the A's would average 92 losses a season for the next 21 years before relocating to Kansas City for the 1955 season.

**1972:** The Swingin' A's finished with a 93-62 regular season record and held off the Chicago White Sox to capture a second straight American League West title...defeated the Detroit Tigers in five games in the American League Championship Series to advance to the World Series, where they defeated the heavily-favored Cincinnati Reds in seven games...the pitching staff, led by Jim "Catfish" Hunter (21-7), Ken Holtzman (19-11), John "Blue Moon" Odom (15-6) and closer Rollie Fingers (11-9, 21 saves), finished second in the American League with a 2.58

ERA...a contract dispute forced Vida Blue, who won both the AL Cy Young Award and league MVP honors a year before, to miss spring training and he did not make his first start until May 28th...led by Mike Epstein (26) and Reggie Jackson (25), the A's led the American League with 134 home runs...Jackson tore a hamstring muscle in the fifth game of the ALCS vs. Detroit and was sidelined for the World Series...Gene Tenace, who hit just .225 with five home runs during the regular season, hits a then-Fall Classic record four home runs to go along with a .348 average to earn World Series MVP honors.

**1913 World Champion Philadelphia Athletics**



**1913 PHILADELPHIA ATHLETICS** – Front row: Byron Houck, Eddie Murphy, Eddie Plank, Amos Strunk, Danny Murphy, Jimmy Walsh, John Taff; Middle row: Tom Daley, Wally Schang, Jack Lapp, Boardwalk Brown, Chief Bender, Weldon Wyckoff, Harry Davis, Billy Orr; Top row: Joe Bush, Stuffy McInnis, Jack Barry, Eddie Collins, Frank Baker, Manager Connie Mack, Rube Oldring, Ira Thomas

**1929 World Champion Philadelphia Athletics**



**1929 PHILADELPHIA ATHLETICS** – Front row: Mule Haas, Joe Boley, Homer Summa, Walter French, Carroll Yerkes, Earl Mack, Eddie Collins, Jim Cronin, Sammy Hale, Max Bishop; Middle row: Charlie Perkins, Eddie Rommel, Jimmy Foxx, Trainer E.E. Ebling, Business Manager R. Von Ohl, Manager Connie Mack, President Thomas Shibe, Kid Gleason, Howard Ehmke, Jimmy Dykes, Mickey Cochrane; Top row: Bill Shores, Bevo Lebourveau, George Burns, Lefty Grove, Rube Walberg, Steve Pflueger, George Earnshaw, Al Simmons, Bing Miller, Bill Breckinridge, Jack Quinn

## The Championship Years, continued

**1973:** The A's claim their third straight AL West title with a 94-68 record and dispatch the Baltimore Orioles to win a hard-fought five-game ALCS...defeat the New York Mets in seven games to capture a second straight World Championship...Reggie Jackson leads the American League in home runs (32) and RBI (117) and hits .293 to earn AL MVP honors...after hitting just .143 against Baltimore in the ALCS, Jackson earns World Series MVP honors after hitting .310 with three doubles, a triple and a home run against the Mets...third baseman Sal Bando hits .287 with 29 home runs and 98 RBI while playing all 162 games at third base...All-Star short-stop Campy Campaneris reaches the

150-hit plateau for the second consecutive season and for the sixth time in 10 years...hit .333 vs. Baltimore and set then-ALCS records for total bases (14) and stolen bases (3) and ties an ALCS record with two home runs...hit .290 with six runs, three stolen bases, a triple and home run vs. the Mets in the World Series... Dick Green bounces back from an injury-plagued 1972 campaign to set a then-Oakland record for highest fielding percentage by a second baseman (.988)...Bill North, acquired in a trade with the Cubs in the off-season, emerges as the A's everyday center fielder, but a late season ankle injury forces him to miss both the ALCS and World Series...catcher Ray Fosse is acquired from Cleveland during spring training and establishes career highs in games played (143), at bats (492), doubles (23) and triples (2)...pitching staff is paced by 20-game winners Catfish Hunter (21-5), Ken Holtzman (21-13) and Vida Blue (20-9)...Hunter posts his third straight 21-win season despite missing a month of the season with an injury...strung together 13-straight victories from June 2 to September 5... Hunter posted two wins over Baltimore in the ALCS, including a 3-0 shutout in Game 5...he kept his record perfect in World Series play, winning Game 6 against the Mets...Holtzman wins seven games in the month of May and finishes with four shutouts among his 16 complete games...after a slow start, Blue wins 11 of his last 13 decisions down the stretch to notch his second 20-win season in just his third full Major League season...Blue tossed a team-high four shutouts during the season... Manager Dick Williams resigns shortly after the season after failing to come to terms on a new contract.



**1930 PHILADELPHIA ATHLETICS** – Front row: Joe Boley, Max Bishop, Jimmy Dykes, Eddie Collins, Manager Connie Mack, Kid Gleason, Eddie Rommel, Al Simmons, Mickey Cochrane; Middle row: Ralph Perkins, Frank Higgins, Homer Summa, Jimmy Foxx, Dibrell Williams, Bing Miller, Lefty Grove, Jimmy Moore, Charlie Perkins; Top row: Trainer Dr. E. E. Ehling, Leroy Mahaffey, George Ernschaw, George Haas, William Shores, Wally Schang, Coach Earl Mack and Jack Quinn

### 1972 World Champion Oakland Athletics



**1972 OAKLAND A's** – Front row: Matty Alou, Mike Hegan, bat boy Ron Peraldi, Tim Cullen, Dick Green; Second row: Travelling secretary Tom Corwin, Bert Campaneris, Angel Mangual, Coach Jerry Adair, Coach Bill Posedel, Manager Dick Williams, Coach Vern Hoscheit, Coach Irv Noren, John "Blue Moon" Odom, Ted Kubiak; Third row: Trainer Joe Romo, Reggie Jackson, Gonzalo Marquez, Joe Horlen, Darold Knowles, Gene Tenace, Dal Maxvill, Sal Bando, Dave Hamilton, Vida Blue, Frank Ciensczyk; Fourth row: Joe Rudi, Don Mincher, Ken Holtzman, Rollie Fingers, George Hendrick, Bob Locker, Mike Epstein, Dave Duncan, Jim "Catfish" Hunter

**1974:** Under new manager Alvin Dark, the A's defeat the Los Angeles Dodgers to claim their third straight World Series...finish the regular season with a 90-72 record and win their fourth straight AL West title by five games over Texas...defeat the Baltimore Orioles in a four-game ALCS to set up the first ever All-California World Series against the Dodgers...Catfish Hunter captures the American League Cy Young Award after winning a career high 25 games to go along with a 2.49 ERA... Rollie Fingers makes a career high 76 appearances to set a then-Oakland record...he was named World Series MVP after chalking up a win, two saves and a 1.93 ERA in four appearances...Fingers earned the win in Game 1 as he worked 4.1 innings in relief of Ken Holtzman...Campy Campaneris hits a career high .290



and steals over 30 bases for the 10th straight season...Campy batted .353 in five World Series games against the Dodgers...Joe Rudi led the AL in doubles (39) and total bases (287) while finishing third in RBI (99), fourth in slugging (.484) and fifth in hits (174)...Sal Bando finishes second in the American League with 103 RBI...he hit game winning home runs in the second and third games of the ALCS vs. Baltimore...Reggie Jackson starts the season by batting .399 with 15 home runs and 42 RBI over the first 50 games...he made his fifth All-Star Game appearance in six years and amassed over 3.5 million votes in the fan balloting, nearly 800,000 more than runner up Hank Aaron...after a blazing start, Jackson hits just .239 with 14 home runs and 51 RBI over the final 104 games of the season... Claudell Washington made the jump from Double A to appear in 73 games and is named to Topps Rookie All-Star Team.



**1973 OAKLAND A's** – Front row: Reggie Jackson, Jim “Catfish” Hunter, Pat Bourque, batboy Ron Pieraldi, Dick Green, Vic Davalilo, Billy North; Second row: Bert Campaneris, Vida Blue, Paul Lindblad, Coach Jerry Adair, Coach Vern Hoscheit, Manager Dick Williams, Coach Irv Noren, Coach Wes Stock, Sal Bando, Gene Tenace; Third row: Trainer Joe Romo, traveling secretary Jim Bank, Angel Mangual, Jesus Alou, Joe Rudi, John “Blue Moon” Odom, Mike Andrews, Ted Kubiak, equipment manager Frank Ciensczyk; Fourth Row: Horacio Pina, Ken Holtzman, Deron Johnson, Rollie Fingers, Billy Conigliaro, Ray Fosse, Darold Knowles and Allan Lewis

**1989:** The A's posted a regular season mark of 99-63 and finished seven games ahead of Kansas City in the American League West Division...defeated Toronto in five games to win a second straight American League pennant...swept the San Francisco Giants in the “Battle of the Bay” World Series, which will always be remembered for the devastating earthquake that struck on Oct. 17 at 5:04 pm, just minutes before the first pitch of Game 3 at Candlestick Park...for the second straight season, won more regular season games than any team in the Majors... never led the AL West by more than 4.5 games until the final week and never were more than three games out of the division lead...were an injury-plagued team for the first four months of the season as 11 different players spent time on the disabled list, including Jose Canseco, Mark McGwire, Storm Davis, Walt Weiss, Dennis Eckersley and Bob Welch...pitching staff posted the lowest ERA in the American League (3.09) for the second straight season... tossed a Major League-best 20 shutouts on the year...starting pitchers Dave Stewart (21-9), Mike Moore (19-11), Storm Davis (19-7) and Bob Welch (17-8) combined for a 76-35 record with a 3.25 ERA...Stewart became the first pitcher to string together three 20-win seasons since Hall of Famer Jim Palmer accomplished the feat from 1975-78...became just the second player in Oakland history to reel off three straight 20-win seasons...was the first since

Catfish Hunter won 20 or more games during a four year stretch from 1971-74...was 4-0 in four postseason starts and earned World Series MVP honors...third baseman Carney Lansford set an Oakland single-season record with a .336 batting average, which was the second best mark in the AL...offense received a tremendous boost when the team reacquired Oakland native Rickey Henderson in a trade with the New York Yankees on June 20th...Henderson hit .294 and reached base safely in 80 of the 85 games he played with Oakland down the stretch...tied Wade Boggs for the AL lead in runs scored (113) and topped the loop with a career high 126 walks...was named ALCS MVP after hitting .400 with 15 total bases, eight runs scored, five RBI



**1974 OAKLAND A's** – Front row: Jim “Catfish” Hunter, Dal Maxvill, Angel Mangual, Jim Holt; Second row: Bert Campaneris, Paul Lindblad, Vida Blue, Coach Bob Hofman, Coach Bobby Winkles, Manager Alvin Dark, Coach Wes Stock, Coach Jerry Adair, Sal Bando, Ted Kubiak, Billy North; Third row: Trainer Joe Romo, Traveling secretary Jim Bank, Herb Washington, Reggie Jackson, Jesus Alou, Dave Hamilton, Glenn Abbott, Joe Rudi, Ray Fosse, Dick Green, Phil Garner, Equipment manager Frank Ciensczyk; Top row: Claudell Washington, Gene Tenace, Larry Haney, Ken Holtzman, Rollie Fingers, John “Blue Moon” Odom, Darold Knowles

## The Championship Years, continued

and seven walks in five games vs. the Blue Jays...hit a combined .441 in nine postseason games...Dave Parker topped the team with 97 RBI to go along with 22 home runs... McGwire ranked third in the AL with 33 home runs and ranked 10th in RBI (95)...Mike Gallego, who was thrust into the starting shortstop's role with Weiss sidelined for 65 games with an injury, finished the season with career highs in virtually every offensive category, including average (.252), runs (45), hits (90) home runs (3) and RBI (30)...Canseco, who won AL MVP honors the year before, missed the first 88 games of the season due to a stress fracture of the hook of the hamate bone in his left hand...despite missing the first half of the season, still managed to finish third on the team in homers (17) and fourth in RBI (57)...hit a tremendous home run in Game 4 of the ALCS off Mike Flanagan, a blast that carried into the fifth deck in Toronto's SkyDome.



1989 World Champion Oakland Athletics

**1989 OAKLAND A's** – In front: Bat Boy *Tori Lewis*, Bat Boy *Evan Mattrai*, Bat Boy *Brian Caskey*; Front row: *Mike Gallego*, *Jim Corsi*, *Felix Jose*, Hitting Coach *Merv Rettenmund*, First Base Coach *Dave McKay*, Third Base Coach *Rene Lachemann*, Manager *Tony La Russa*, Pitching Coach *Dave Duncan*, Bullpen Coach *Art Kusnyer*, Bench Coach *Tommy Reynolds*, *Glenn Hubbard*, *Matt Sinatro*, *Luis Polonia*, *Stan Javier*; Second row: Traveling Secretary *Mickey Morabito*, Equipment manager *Frank Ciensczyk*, *Jose Canseco*, *Storm Davis*, *Dennis Eckersley*, *Bob Welch*, *Carney Lansford*, *Mark McGwire*, *Eric Plunk*, *Dave Parker*, Trainer *Barry Weinberg*, Assistant Trainer *Larry Davis*; Top row: *Tony Phillips*, *Todd Burns*, *Brian Snyder*, *Dave Henderson*, *Ron Hassey*, *Greg Cadaret*, *Mike Moore*, *Dave Stewart*, *Walt Weiss*, *Gene Nelson*, *Terry Steinbach*, *Rick Honeycutt*, *Curt Young*

## ALL-TIME POSTSEASON RESULTS

### AMERICAN LEAGUE DIVISION SERIES

Year	Date	Site	W/L	Score	Winner	Loser	Save	Attendance
1981	10/6	at Kansas City	W	4-0	NORRIS	LEONARD		40,592
	10/7	at Kansas City	W	2-1	McCATTY	Jones		40,274
	10/9	at Oakland	W	4-1	Langford	Gura	Beard	40,002
2000	10/3	at Oakland	W	5-3	Heredia	Clemens	Isringhausen	47,360
	10/4	at Oakland	L	0-4	Pettitte	Appier	Rivera	47,860
	10/6	at New York	L	2-4	Hernandez	HUDSON	Rivera	56,606
	10/7	at New York	W	11-1	Zito	Clemens		56,915
	10/8	at Oakland	L	5-7	Stanton	Heredia	Rivera	41,170
2001	10/10	at New York	W	5-3	Mulder	Clemens	Isringhausen	56,697
	10/11	at New York	W	2-0	Hudson	Pettitte	Isringhausen	56,684
	10/13	at Oakland	L	0-1	Mussina	Zito	Rivera	55,861
	10/14	at Oakland	L	2-9	Hernandez	Lidle		43,681
	10/15	at New York	L	3-5	Stanton	Mulder	Rivera	56,642
2002	10/1	at Oakland	L	5-7	Radke	Lilly	Guardado	34,853
	10/2	at Oakland	W	9-1	Mulder	Mays		31,953
	10/4	at Minnesota	W	6-3	Zito	Reed	Koch	55,932
	10/5	at Minnesota	L	2-11	Milton	Hudson		55,960
	10/6	at Oakland	L	4-5	Radke	Mulder		32,146
2003	10/1	at Oakland	W	5-4 (12)	Harden	Lowe		50,606
	10/2	at Oakland	W	5-1	Zito	Wakefield		36,305
	10/4	at Boston	L	1-3 (11)	Williamson	Harden		35,460
	10/5	at Boston	L	4-5	Williamson	Foulke		35,048
	10/6	at Oakland	L	3-4	Martinez	Zito	Lowe	49,397

<b>2006</b>	<b>Date</b>	<b>Site</b>	<b>W/L</b>	<b>Score</b>	<b>Winner</b>	<b>Losers</b>	<b>Save</b>	<b>Attendance</b>
1	10/3	at Minnesota	W	3-2	Zito	Santana	Street	55,542
2	10/4	at Minnesota	W	5-2	Calero	Neshek	Street	55,710
3	10/6	Minnesota	W	8-3	Haren	Radke		35,694
<b>2012</b>	<b>Date</b>	<b>Site</b>	<b>W/L</b>	<b>Score</b>	<b>Winner</b>	<b>Losers</b>	<b>Save</b>	<b>Attendance</b>
1	10/6	at Detroit	L	1-3	Verlander	Parker	Valverde	43,323
2	10/7	at Detroit	L	4-5	Albuquerque	Balfour		40,684
3	10/9	Detroit	W	2-0	Anderson	Sanchez	Balfour	37,090
4	10/10	Detroit	W	4-3	Cook	Valverde		36,385
5	10/11	Detroit	L	0-6	VERLANDER	Parker		36,393
<b>2013</b>	<b>Date</b>	<b>Site</b>	<b>W/L</b>	<b>Score</b>	<b>Winner</b>	<b>Losers</b>	<b>Save</b>	<b>Attendance</b>
1	10/4	Detroit	L	2-3	Scherzer	Colón	Benoit	48,401
2	10/5	Detroit	W	1-0	Balfour	Albuquerque		48,292
3	10/7	at Detroit	W	6-3	Parker	Sanchez	Balfour	43,973
4	10/8	at Detroit	L	6-8	Scherzer	Doolittle		43,958
5	10/10	Detroit	L	0-3	Verlander	Gray	Benoit	46,959
<b>AMERICAN LEAGUE CHAMPIONSHIP SERIES</b>								
<b>1971</b>	<b>Date</b>	<b>Site</b>	<b>W/L</b>	<b>Score</b>	<b>Winner</b>	<b>Losers</b>	<b>Save</b>	<b>Attendance</b>
1	10/3	at Baltimore	L	3-5	McNally	Blue	Watt	42,621
2	10/4	at Baltimore	L	1-5	CUELLAR	HUNTER		35,003
3	10/5	at Oakland	L	3-5	PALMER	Segui		33,176
<b>1972</b>	<b>Date</b>	<b>Site</b>	<b>W/L</b>	<b>Score</b>	<b>Winner</b>	<b>Losers</b>	<b>Save</b>	<b>Attendance</b>
1	10/7	at Oakland	W	3-2 (11)	Fingers	Lolich		29,536
2	10/8	at Oakland	W	5-0	ODOM	Fryman		31,088
3	10/10	at Detroit	L	0-3	COLEMAN	Holtzman		41,156
4	10/11	at Detroit	L	3-4 (10)	Hiller	Horlen		37,615
5	10/12	at Detroit	W	2-1	Odom	Fryman	Blue	50,276
<b>1973</b>	<b>Date</b>	<b>Site</b>	<b>W/L</b>	<b>Score</b>	<b>Winner</b>	<b>Losers</b>	<b>Save</b>	<b>Attendance</b>
1	10/6	at Baltimore	L	0-6	PALMER	Blue		41,279
2	10/7	at Baltimore	W	6-3	Hunter	McNally	Fingers	48,425
3	10/9	at Oakland	W	2-1 (11)	HOLTZMAN	CUELLAR		34,467
4	10/10	at Oakland	L	4-5	Jackson	Fingers		27,497
5	10/11	at Oakland	W	3-0	HUNTER	Alexander		24,265
<b>1974</b>	<b>Date</b>	<b>Site</b>	<b>W/L</b>	<b>Score</b>	<b>Winner</b>	<b>Losers</b>	<b>Save</b>	<b>Attendance</b>
1	10/5	at Oakland	L	3-6	Cuellar	Hunter		41,609
2	10/6	at Oakland	W	5-0	HOLTZMAN	McNally		42,810
3	10/8	at Baltimore	W	1-0	BLUE	PALMER		32,060
4	10/9	at Baltimore	W	2-1	Hunter	Cuellar	Fingers	28,136
<b>1975</b>	<b>Date</b>	<b>Site</b>	<b>W/L</b>	<b>Score</b>	<b>Winner</b>	<b>Losers</b>	<b>Save</b>	<b>Attendance</b>
1	10/4	at Boston	L	1-7	TIANT	Holtzman		35,578
2	10/5	at Boston	L	3-6	Moret	Fingers	Drago	35,578
3	10/7	at Oakland	L	3-5	Wise	Holtzman	Drago	49,358
<b>1981</b>	<b>Date</b>	<b>Site</b>	<b>W/L</b>	<b>Score</b>	<b>Winner</b>	<b>Losers</b>	<b>Save</b>	<b>Attendance</b>
1	10/13	at New York	L	1-3	John	Norris	Gossage	55,740
2	10/14	at New York	L	3-13	Frazier	McCatty		48,497
3	10/15	at Oakland	L	0-4	Righetti	Keough		47,302
<b>1988</b>	<b>Date</b>	<b>Site</b>	<b>W/L</b>	<b>Score</b>	<b>Winner</b>	<b>Losers</b>	<b>Save</b>	<b>Attendance</b>
1	10/5	at Boston	W	2-1	Honeycutt	HURST	Eckersley	34,104
2	10/6	at Boston	W	4-3	Nelson	Smith	Eckersley	34,605
3	10/8	at Oakland	W	10-6	Nelson	Boddicker	Eckersley	49,261
4	10/9	at Oakland	W	4-1	Stewart	Hurst	Eckersley	49,406
<b>1989</b>	<b>Date</b>	<b>Site</b>	<b>W/L</b>	<b>Score</b>	<b>Winner</b>	<b>Losers</b>	<b>Save</b>	<b>Attendance</b>
1	10/3	at Oakland	W	7-3	Stewart	Stieb		49,435
2	10/4	at Oakland	W	6-3	Moore	Stottlemire	Eckersley	49,444
3	10/6	at Toronto	L	3-7	Key	Davis		50,268
4	10/7	at Toronto	W	6-5	Welch	Flanagan	Eckersley	50,076
5	10/8	at Toronto	W	4-3	Stewart	Stieb	Eckersley	50,024

## All-Time Postseason Results, continued

1990	Date	Site	W/L	Score	Winner	Loser	Save	Attendance
1	10/6	at Boston	W	9-1	Stewart	Andersen		35,192
2	10/7	at Boston	W	4-1	Welch	Harris	Eckersley	35,070
3	10/9	at Oakland	W	4-1	Moore	BODDICKER	Eckersley	49,026
4	10/10	at Oakland	W	3-1	Stewart	Clemens	Honeycutt	49,052

1992	Date	Site	W/L	Score	Winner	Loser	Save	Attendance
1	10/7	at Toronto	W	4-3	Russell	MORRIS	Eckersley	51,039
2	10/8	at Toronto	L	1-3	Cone	Moore	Henke	51,114
3	10/10	at Oakland	L	5-7	Guzman	Darling	Henke	46,911
4	10/11	at Oakland	L	6-7 (11)	Ward	Downs	Henke	47,732
5	10/12	at Oakland	W	6-2	STEWART	Cone		44,955
6	10/14	at Toronto	L	2-9	Guzman	Moore		51,335

2006	Date	Site	W/L	Score	Winner	Loser	Save	Attendance
1	10/10	Detroit	L	1-5	Robertson	Zito		35,655
2	10/11	Detroit	L	5-8	Verlander	Loaiza	Jones	36,168
3	10/13	at Detroit	L	0-3	Rogers	Harden	Jones	41,669
4	10/14	at Detroit	L	3-6	Ledezma	Street		42,967

## WORLD SERIES

1905	Date	Site	W/L	Score	Winner	Loser	Save	Attendance
1	10/9	at Philadelphia	L	0-3	MATHEWSON	PLANK		17,955
2	10/10	at New York	W	3-0	BENDER	McGinnity		24,992
3	10/12	at Philadelphia	L	0-9	MATHEWSON	COAKLEY		10,991
4	10/13	at New York	L	0-1	MCGINNITY	PLANK		13,598
5	10/14	at New York	L	0-2	MATHEWSON	BENDER		24,187

1910	Date	Site	W/L	Score	Winner	Loser	Save	Attendance
1	10/17	at Philadelphia	W	4-1	BENDER	Overall		26,891
2	10/18	at Philadelphia	W	9-3	COOMBS	Brown		24,597
3	10/20	at Chicago	W	12-5	COOMBS	McIntire		26,210
4	10/22	at Chicago	L	3-4 (10)	Brown	BENDER		19,150
5	10/23	at Chicago	W	7-2	COOMBS	BROWN		27,374

1911	Date	Site	W/L	Score	Winner	Loser	Save	Attendance
1	10/14	at New York	L	1-2	MATHEWSON	BENDER		38,281
2	10/16	at Philadelphia	W	3-1	PLANK	Marquard		26,286
3	10/17	at New York	W	3-2 (11)	COOMBS	MATHEWSON		37,216
4	10/24	at Philadelphia	W	4-2	BENDER	Mathewson		24,355
5	10/25	at New York	L	3-4 (10)	Crandall	Plank		33,228
6	10/26	at Philadelphia	W	13-2	BENDER	Ames		20,485

1913	Date	Site	W/L	Score	Winner	Loser	Save	Attendance
1	10/7	at New York	W	6-4	BENDER	Marquard		36,291
2	10/8	at Philadelphia	L	0-3 (10)	MATHEWSON	PLANK		20,563
3	10/9	at New York	W	8-2	BUSH	Tesreau		36,896
4	10/10	at Philadelphia	W	6-5	BENDER	Demaree		20,568
5	10/11	at New York	W	3-1	PLANK	MATHEWSON		36,632

1914	Date	Site	W/L	Score	Winner	Loser	Save	Attendance
1	10/9	at Philadelphia	L	1-7	RUDOLPH	Bender		20,562
2	10/10	at Philadelphia	L	0-1	JAMES	PLANK		20,562
3	10/12	at Boston	L	4-5 (12)	James	BUSH		35,520
4	10/13	at Boston	L	1-3	RUDOLPH	Shawkey		34,365

1929	Date	Site	W/L	Score	Winner	Loser	Save	Attendance
1	10/8	at Chicago	W	3-1	EHMKE	Root		50,740
2	10/9	at Chicago	W	9-3	Earnshaw	Malone		49,987
3	10/11	at Philadelphia	L	1-3	BUSH	EARNSHAW		29,921
4	10/12	at Philadelphia	W	10-8	Rommel	Blake		29,921
5	10/14	at Philadelphia	W	3-2	Walberg	MALONE		29,921



<b>1930</b>	<b>Date</b>	<b>Site</b>	<b>W/L</b>	<b>Score</b>	<b>Winner</b>	<b>Loser</b>	<b>Save</b>	<b>Attendance</b>
1	10/1	at Philadelphia	W	5-2	GROVE	GRIMES		32,295
2	10/2	at Philadelphia	W	6-1	EARNSHAW	Rhem		32,295
3	10/4	at St. Louis	L	0-5	HALLAHAN	Walberg		36,944
4	10/5	at St. Louis	L	1-3	HAINES	GROVE		39,946
5	10/6	at St. Louis	W	2-0	Grove	GRIMES		38,844
6	10/8	at Philadelphia	W	7-1	EARNSHAW	Hallahan		32,295
<b>1931</b>	<b>Date</b>	<b>Site</b>	<b>W/L</b>	<b>Score</b>	<b>Winner</b>	<b>Loser</b>	<b>Save</b>	<b>Attendance</b>
1	10/1	at St. Louis	W	6-2	GROVE	Derringer		38,529
2	10/2	at St. Louis	L	0-2	HALLAHAN	EARNSHAW		35,947
3	10/5	at Philadelphia	L	2-5	GRIMES	Grove		32,295
4	10/6	at Philadelphia	W	3-0	EARNSHAW	Johnson		32,295
5	10/7	at Philadelphia	L	1-5	HALLAHAN	Hoyt		32,295
6	10/9	at St. Louis	W	8-1	GROVE	Derringer		39,401
7	10/10	at St. Louis	L	2-4	Grimes	Earnshaw		20,805
<b>1972</b>	<b>Date</b>	<b>Site</b>	<b>W/L</b>	<b>Score</b>	<b>Winner</b>	<b>Loser</b>	<b>Save</b>	<b>Attendance</b>
1	10/14	at Cincinnati	W	3-2	Holtzman	Nolan	Blue	52,918
2	10/15	at Cincinnati	W	2-1	Hunter	Grimsley	Fingers	53,244
3	10/18	at Oakland	L	0-1	Billingham	Odom	Carroll	49,410
4	10/19	at Oakland	W	3-2	Fingers	Carroll		49,410
5	10/20	at Oakland	L	4-5	Grimsley	Fingers	Billingham	49,410
6	10/21	at Cincinnati	L	1-8	Grimsley	Blue	Hall	52,737
7	10/22	at Cincinnati	W	3-2	Hunter	Borbon	Fingers	56,040
<b>1973</b>	<b>Date</b>	<b>Site</b>	<b>W/L</b>	<b>Score</b>	<b>Winner</b>	<b>Loser</b>	<b>Save</b>	<b>Attendance</b>
1	10/13	at Oakland	W	2-1	Holtzman	Matlack	Knowles	46,021
2	10/14	at Oakland	L	7-10 (12)	McGraw	Fingers	Stone	49,151
3	10/16	at New York	W	3-2 (11)	Lindblad	Parker	Fingers	54,817
4	10/17	at New York	L	1-6	Matlack	Holtzman	Sadecki	54,817
5	10/18	at New York	L	0-2	Koosman	Blue	McGraw	54,817
6	10/20	at Oakland	W	3-1	Hunter	Seaver	Fingers	49,333
7	10/21	at Oakland	W	5-2	Holtzman	Matlack	Knowles	49,333
<b>1974</b>	<b>Date</b>	<b>Site</b>	<b>W/L</b>	<b>Score</b>	<b>Winner</b>	<b>Loser</b>	<b>Save</b>	<b>Attendance</b>
1	10/12	at Los Angeles	W	3-2	Fingers	Messersmith	Hunter	55,974
2	10/13	at Los Angeles	L	2-3	Sutton	Blue	Marshall	55,989
3	10/15	at Oakland	W	3-2	Hunter	Downing		49,347
4	10/16	at Oakland	W	5-2	Holtzman	Messersmith	Fingers	49,347
5	10/17	at Oakland	W	3-2	Odom	Marshall	Fingers	49,347
<b>1988</b>	<b>Date</b>	<b>Site</b>	<b>W/L</b>	<b>Score</b>	<b>Winner</b>	<b>Loser</b>	<b>Save</b>	<b>Attendance</b>
1	10/15	at Los Angeles	L	4-5	Pena	Eckersley		55,983
2	10/16	at Los Angeles	L	0-6	HERSHISER	Davis		56,051
3	10/18	at Oakland	W	2-1	Honeycutt	Howell		49,316
4	10/19	at Oakland	L	3-4	Belcher	Stewart	Howell	49,317
5	10/20	at Oakland	L	2-5	HERSHISER	Davis		49,317
<b>1989</b>	<b>Date</b>	<b>Site</b>	<b>W/L</b>	<b>Score</b>	<b>Winner</b>	<b>Loser</b>	<b>Save</b>	<b>Attendance</b>
1	10/14	at Oakland	W	5-0	STEWART	Garrelts		49,385
2	10/15	at Oakland	W	5-1	Moore	Reuschel		49,388
3	10/27	at San Francisco	W	13-7	Stewart	Garrelts		62,038
4	10/28	at San Francisco	W	9-6	Moore	Robinson	Eckersley	62,032
<b>1990</b>	<b>Date</b>	<b>Site</b>	<b>W/L</b>	<b>Score</b>	<b>Winner</b>	<b>Loser</b>	<b>Save</b>	<b>Attendance</b>
1	10/16	at Cincinnati	L	0-7	Rijo	Stewart		55,830
2	10/17	at Cincinnati	L	4-5 (10)	Dibble	Eckersley		55,832
3	10/19	at Oakland	L	3-8	Browning	Moore		48,269
4	10/20	at Oakland	L	1-2	Rijo	STEWART	Myers	48,613

Capitals denote complete game.

# POSTSEASON TEAM TOTALS

## AMERICAN LEAGUE DIVISION SERIES

Year	AVG.	G	AB	R	H	TB	2B	3B	HR	RBI	SH	SF	HP	BB	IBB	SO	SB	CS	DP	E	SLG	OBP
1981	.253	3	99	10	25	39	5	0	3	9	3	0	0	6	0	10	2	2	1	3	.394	.295
2000	.263	5	167	23	44	59	9	0	2	22	1	2	2	19	1	31	3	0	6	5	.353	.342
2001	.247	5	174	12	43	70	13	1	4	11	0	2	3	11	1	31	3	0	3	6	.402	.300
2002	.288	5	184	26	53	92	13	1	8	25	0	1	1	12	1	34	1	0	2	3	.500	.333
2003	.213	5	178	18	38	51	8	1	1	15	1	0	4	21	2	37	3	0	0	5	.287	.310
2006	.245	3	106	16	26	50	9	0	5	15	0	0	0	6	1	19	0	0	2	1	.472	.286
2012	.194	5	155	11	30	44	5	0	3	10	1	0	2	14	0	50	2	1	2	3	.284	.269
2013	.217	5	166	15	36	63	6	3	5	14	1	1	1	14	2	57	1	0	1	1	.380	.280
<b>Totals</b>	<b>.240</b>	<b>36</b>	<b>1229</b>	<b>131</b>	<b>295</b>	<b>468</b>	<b>68</b>	<b>6</b>	<b>31</b>	<b>121</b>	<b>7</b>	<b>6</b>	<b>13</b>	<b>103</b>	<b>8</b>	<b>269</b>	<b>15</b>	<b>3</b>	<b>17</b>	<b>27</b>	<b>.381</b>	<b>.304</b>

Year	W	L	ERA	G	GS	CG	GF	SHO	SV	IP	H	R	ER	HR	HB	BB	IBB	SO	WP	BK	AVG.
1981	3	0	0.67	3	3	2	1	1	1	27.0	20	2	2	0	0	7	0	11	0	0	.204
2000	2	3	3.48	5	5	1	4	0	1	44.0	41	19	17	1	1	16	2	35	0	0	.244
2001	2	3	2.86	5	5	0	5	1	2	44.0	40	18	14	3	4	11	0	29	0	0	.241
2002	2	3	4.09	5	5	0	5	0	1	44.0	52	27	20	5	2	14	1	42	4	0	.291
2003	2	3	2.98	5	5	0	5	0	0	48.1	38	17	16	8	2	18	5	39	1	0	.211
2006	3	0	2.33	3	3	0	3	0	2	27.0	26	7	7	5	0	6	0	11	0	0	.257
2012	2	3	2.89	5	5	0	5	1	1	43.2	41	17	14	2	3	7	1	39	4	0	.252
2013	2	3	3.48	5	5	0	5	1	1	44.0	38	17	17	3	2	13	1	38	1	0	.235
<b>Totals</b>	<b>18</b>	<b>18</b>	<b>2.99</b>	<b>36</b>	<b>36</b>	<b>3</b>	<b>33</b>	<b>4</b>	<b>9</b>	<b>322.0</b>	<b>296</b>	<b>124</b>	<b>107</b>	<b>27</b>	<b>14</b>	<b>92</b>	<b>10</b>	<b>244</b>	<b>10</b>	<b>0</b>	<b>.243</b>

## AMERICAN LEAGUE CHAMPIONSHIP SERIES

Year	AVG.	G	AB	R	H	TB	2B	3B	HR	RBI	SH	SF	HP	BB	IBB	SO	SB	CS	DP	E	SLG	OBP
1971	.229	3	96	7	22	41	8	1	3	7	2	0	0	5	0	16	0	3	3	0	.427	.267
1972	.224	5	170	13	38	49	8	0	1	10	4	1	3	12	0	35	7	2	2	3	.288	.285
1973	.200	5	160	15	32	54	5	1	5	15	4	1	2	17	3	39	3	1	2	4	.338	.283
1974	.183	4	120	11	22	37	4	1	3	11	2	1	1	22	3	16	3	3	3	2	.308	.313
1975	.194	3	98	7	19	28	6	0	1	7	0	0	0	9	0	14	0	0	2	6	.286	.262
1981	.222	3	99	4	22	28	4	1	0	4	0	0	0	6	1	23	2	0	6	4	.283	.267
1988	.299	4	137	20	41	70	8	0	7	20	0	1	0	10	3	35	1	3	1	3	.511	.345
1989	.272	5	158	26	43	75	9	1	7	23	3	2	1	20	0	32	13	3	2	3	.475	.354
1990	.299	4	127	20	38	42	4	0	0	18	4	3	4	19	2	21	9	3	5	1	.331	.399
1992	.251	6	207	24	52	71	5	1	4	23	3	2	1	24	2	33	16	2	5	7	.343	.329
2006	.221	4	131	9	29	48	7	0	4	9	0	0	1	14	0	28	0	0	7	3	.366	.301
<b>Totals</b>	<b>.238</b>	<b>46</b>	<b>1503</b>	<b>156</b>	<b>358</b>	<b>543</b>	<b>68</b>	<b>6</b>	<b>35</b>	<b>147</b>	<b>22</b>	<b>11</b>	<b>13</b>	<b>158</b>	<b>14</b>	<b>292</b>	<b>54</b>	<b>20</b>	<b>38</b>	<b>36</b>	<b>.361</b>	<b>.314</b>

Year	W	L	ERA	G	GS	CG	GF	SHO	SV	IP	H	R	ER	HR	HB	BB	IBB	SO	WP	BK	AVG.
1971	0	3	5.40	3	3	1	2	0	0	25.0	26	15	15	4	0	13	2	22	1	0	.274
1972	3	2	1.76	5	5	1	4	1	1	46.0	32	10	9	4	0	13	2	25	2	0	.198
1973	3	2	2.74	5	5	2	3	1	1	46.0	36	15	14	3	2	16	1	25	1	0	.211
1974	3	1	1.75	4	4	2	2	2	1	36.0	22	7	7	3	0	5	0	20	0	0	.177
1975	0	3	4.32	3	3	0	3	0	0	25.0	31	18	12	2	0	3	2	12	1	0	.316
1981	0	3	6.84	3	3	0	3	0	0	25.0	36	20	19	3	2	13	0	10	1	0	.336
1988	4	0	2.00	4	4	0	4	0	4	36.0	26	11	8	2	1	18	0	23	1	1	.206
1989	4	1	3.89	5	5	0	5	0	3	44.0	40	21	19	3	0	15	1	24	1	0	.242
1990	4	0	1.00	4	4	0	4	0	3	36.0	23	4	4	1	0	6	0	16	0	0	.183
1992	2	4	4.50	6	6	1	5	0	1	54.0	59	31	27	10	0	23	1	29	3	0	.281
2006	0	4	5.71	4	4	0	4	0	0	34.2	39	22	22	7	0	19	2	25	3	0	.285
<b>Totals</b>	<b>23</b>	<b>23</b>	<b>3.44</b>	<b>46</b>	<b>46</b>	<b>7</b>	<b>39</b>	<b>4</b>	<b>14</b>	<b>407.2</b>	<b>370</b>	<b>174</b>	<b>156</b>	<b>42</b>	<b>5</b>	<b>144</b>	<b>11</b>	<b>231</b>	<b>14</b>	<b>1</b>	<b>.243</b>

**WORLD SERIES**

Year	AVG.	G	AB	R	H	TB	2B	3B	HR	RBI	SH	SF	HP	BB	IBB	SO	SB	CS	DP	E	SLG	OBP
1905	.161	5	155	3	25	30	5	0	0	2	3	0	1	5	-	25	2	2	2	8	.194	.193
1910	.316	5	177	35	56	80	19	1	1	30	7	0	2	17	-	24	7	7	3	11	.452	.383
1911	.244	6	205	27	50	74	15	0	3	21	7	2	0	4	-	31	4	6	0	11	.361	.256
1913	.264	5	174	23	46	64	4	4	2	21	5	2	0	7	-	16	5	2	0	5	.368	.290
1914	.172	4	128	6	22	31	9	0	0	5	2	1	0	13	-	28	2	3	2	3	.242	.246
1929	.281	5	171	26	48	71	5	0	6	26	6	1	1	13	-	27	0	2	4	4	.415	.333
1930	.197	6	178	21	35	67	10	2	6	21	4	3	1	24	-	32	0	2	3	3	.376	.291
1931	.220	7	227	22	50	64	5	0	3	20	4	0	1	28	-	46	0	0	5	2	.282	.309
1972	.209	7	220	16	46	65	4	0	5	16	6	0	1	21	5	37	1	3	2	9	.295	.281
1973	.212	7	241	21	51	75	12	3	2	20	2	1	2	28	3	62	3	4	2	9	.311	.298
1974	.211	5	142	16	30	46	4	0	4	14	7	1	2	16	1	42	3	3	3	5	.324	.298
1988	.177	5	158	11	28	37	3	0	2	11	1	1	1	17	1	41	3	0	2	2	.234	.260
1989	.301	4	146	32	44	85	8	3	9	30	0	0	1	18	3	22	4	1	2	1	.582	.382
1990	.207	4	135	8	28	41	4	0	3	8	2	1	0	12	1	28	7	0	2	5	.304	.270
<b>Totals</b>	<b>.228</b>	<b>75</b>	<b>2457</b>	<b>267</b>	<b>559</b>	<b>830</b>	<b>107</b>	<b>13</b>	<b>46</b>	<b>245</b>	<b>56</b>	<b>13</b>	<b>13</b>	<b>223</b>	<b>-</b>	<b>461</b>	<b>41</b>	<b>35</b>	<b>32</b>	<b>78</b>	<b>.338</b>	<b>.294</b>

Year	W	L	ERA	G	GS	CG	GF	SHO	SV	IP	H	R	ER	HR	HB	BB	IBB	SO	WP	BK	AVG.
1905	1	4	1.47	5	5	5	0	1	-	43.0	31	15	7	0	2	15	-	26	1	0	.203
1910	4	1	2.76	5	5	5	0	0	-	45.2	35	15	14	0	0	18	-	31	1	0	.222
1911	4	2	1.29	6	6	5	1	0	-	55.2	33	13	8	0	3	14	-	44	1	0	.175
1913	4	1	2.15	5	5	5	0	0	-	46.0	33	15	11	1	3	8	-	19	0	0	.201
1914	0	4	3.41	4	4	2	2	0	-	37.0	33	16	14	1	1	15	-	18	0	0	.244
1929	4	1	2.40	5	5	2	3	0	-	45.0	43	17	12	1	0	13	-	50	0	0	.249
1930	4	2	1.73	6	6	4	2	1	-	52.0	38	12	10	2	0	11	-	33	0	0	.200
1931	3	4	2.66	7	7	4	3	1	-	61.0	54	19	18	2	0	9	-	41	1	0	.236
1972	4	3	3.05	7	7	0	7	0	3	62.0	46	21	21	3	1	27	8	46	4	0	.209
1973	4	3	2.32	7	7	0	7	0	4	66.0	66	24	17	4	3	26	6	36	3	0	.253
1974	4	1	2.05	5	5	0	5	0	3	44.0	36	11	10	4	1	16	0	32	1	0	.228
1988	1	4	3.92	5	5	0	5	0	0	43.2	41	21	19	5	1	13	0	36	1	1	.246
1989	4	0	3.50	4	4	1	3	1	1	36.0	28	14	14	4	0	8	0	27	2	0	.209
1990	0	4	3.82	4	4	1	3	0	0	35.1	45	22	15	3	1	15	1	9	2	0	.317
<b>Totals</b>	<b>41</b>	<b>34</b>	<b>2.54</b>	<b>75</b>	<b>75</b>	<b>34</b>	<b>41</b>	<b>4</b>	<b>-</b>	<b>672.1</b>	<b>562</b>	<b>235</b>	<b>190</b>	<b>30</b>	<b>16</b>	<b>208</b>	<b>-</b>	<b>448</b>	<b>17</b>	<b>1</b>	<b>.227</b>

# DIVISION SERIES RECORDS

## INDIVIDUAL BATTING

### Highest Batting Average

Career (min. 25 pa) . . . . . **.350 (Yoenis Céspedes, 2012-13)**  
Series (min. 10 pa) . . . . . .545 (Tony Armas, 1981)  
.545 (Dwayne Murphy, 1981)

### Highest Slugging Percentage

Career (min. 25 pa) . . . . . **.525 (Yoenis Céspedes, 2012-13)**  
Series (min. 10 pa) . . . . . 1.200 (Frank Thomas, 2006)

### Highest On-Base Percentage

Career (min. 25 pa) . . . . . .477 (Jason Giambi, 2000-01)  
Series (min. 10 pa) . . . . . .588 (Scott Hatteberg, 2002)

### Most Games Played

Career. . . . . 23 (Eric Chavez, 2000-03, 06)

### Most At Bats

Career. . . . . 95 (Eric Chavez, 2000-03, 06)  
Series . . . . . 23 (Miguel Tejada, 2003)  
Game . . . . . 6 (Eric Chavez, 2003 Game 1, 12 innings)  
6 (Miguel Tejada, 2003 Game 1, 12 innings)

### Most Runs

Career. . . . . 10 (Eric Chavez, 2000-03, 06)  
Series . . . . . 7 (Ray Durham, 2002)  
Game . . . . . **3 (Coco Crisp, 2013 Game 4)**  
3 (Ray Durham, 2002 Game 2)  
3 (Rickey Henderson, 1981 Game 3)

### Most Hits

Career. . . . . 21 (Eric Chavez, 2000-03, 06)  
Series . . . . . 9 (Johnny Damon, 2001)  
Game . . . . . **4 (Coco Crisp, 2013 Game 4)**  
4 (Jason Giambi, 2001 Game 5)  
4 (Miguel Tejada, 2001 Game 4)  
4 (Johnny Damon, 2001 Game 1)  
4 (Tony Armas, 1981 Game 2)  
Hitting Streak, Series . . . . . **5 (six times, last:  
Yoenis Céspedes, 2013)**  
Hitting Streak, Career. . . . . **10 (Yoenis Céspedes,  
October 6, 2012-present)**

### Most Doubles

Career. . . . . 7 (Miguel Tejada, 2000-03)  
Series . . . . . 4 (Marco Scutaro, 2006)  
Game . . . . . **2 (six times, last: Coco Crisp, 2013 Game 3)**

### Most Triples

Career. . . . . 1 (six times, last: Céspedes, Crisp and Vogt, 2013)  
Series . . . . . 1 (six times, last: Céspedes, Crisp and Vogt, 2013)  
Game . . . . . **1 (six times, last: Coco Crisp, 2013 Game 4)**

### Most Home Runs

Career. . . . . 4 (Terrence Long, 2000-03)  
Series . . . . . 2 (Frank Thomas, 2006)  
2 (Ray Durham, 2002)  
2 (Terrence Long, 2001)  
Game . . . . . 2 (Frank Thomas, 2006 Game 1)  
2 (Terrence Long, 2001 Game 1)  
Grand Slams . . . . . none  
Pinch Hit . . . . . none

Inside The Park . . . . . Mark Kotsay, 2006 Game 2  
Ray Durham, 2002 Game 3  
Leadoff . . . . . Coco Crisp, 2012 Game 1  
Ray Durham, 2002 Game 3  
Game Ending . . . . . none

### Most RBI

Career. . . . . 10 (Eric Chavez, 2000-03, 06)  
Series . . . . . 6 (Marco Scutaro, 2006)  
Game . . . . . 4 (Marco Scutaro, 2006 Game 3)

### Most Total Bases

Career. . . . . 33 (Eric Chavez, 2000-03, 06)  
Series . . . . . 16 (Ray Durham, 2002)  
16 (Terrence Long, 2001)  
Game . . . . . 9 (Frank Thomas, 2006 Game 1)

### Most Extra Base Hits

Career. . . . . 8 (Eric Chavez, 2000-03, 06)  
8 (Miguel Tejada, 2000-03)  
Series . . . . . 5 (Ray Durham, 2002)  
5 (Terrence Long, 2001)  
Game . . . . . **2 (11 times, last: Coco Crisp, 2013 Game 3)**

### Most Walks

Career. . . . . 11 (Jason Giambi, 2000-01)  
Series . . . . . 7 (Jason Giambi, 2000)  
Game . . . . . **3 (Coco Crisp, 2013 Game 1)**  
3 (Jason Giambi, 2000 Game 4)

### Most Strikeouts

Career. . . . . **20 (Brandon Moss, 2012-13)**  
Series . . . . . **13 (Brandon Moss, 2013)**  
Game . . . . . 4 (Stephen Drew, 2012 Game 5)  
4 (Ben Grieve, 2000 Game 5)

### Most Stolen Bases

Career. . . . . **2 (Yoenis Céspedes, 2012-13)**  
2 (Johnny Damon, 2001)  
2 (Rickey Henderson, 1981)  
Series . . . . . **2 (Yoenis Céspedes, 2012)**  
2 (Johnny Damon, 2001)  
2 (Rickey Henderson, 1981)  
Game . . . . . **2 (Yoenis Céspedes, 2012 Game 2)**  
2 (Johnny Damon, 2001 Game 1)

## INDIVIDUAL PITCHING

### Most Games Won

Career. . . . . 4 (Barry Zito, 2000-03, 06)  
Series . . . . . 1 (18 times)

### Most Games Lost

Career. . . . . 2 (Tim Hudson, 2000-03)  
2 (Mark Mulder, 2001-02)  
2 (Barry Zito, 2000-03, 06)  
2 (Jarrod Parker, 2012-13)  
Series . . . . . 2 (Jarrod Parker, 2012)

### Most Saves

Career. . . . . 3 (Jason Isringhausen, 2000-01)  
Series . . . . . 2 (Huston Street, 2006)  
2 (Jason Isringhausen, 2001)

### Lowest Earned Run Average

Career (min. 10.0 ip) ..... 1.74 (Jim Mecir, 2000-03)  
Series ..... 0.00 (Ted Lilly, 2003, 9.0 ip)  
0.00 (Mike Norris, 1981, 9.0 ip)

### Most Games

Career ..... **7 (Sean Doolittle, 2012-13)**  
7 (Chad Bradford, 2001-03)  
7 (Tim Hudson, 2000-03)  
7 (Jim Mecir, 2000-03)  
Series ..... **4 (five times, last: Sean Doolittle  
and Dan Otero, 2013)**

### Most Games Started

Career ..... 6 (Tim Hudson, 2000-03)  
6 (Barry Zito (2000-03, 06)  
Series ..... **2 (six times, last: Sonny Gray, 2013)**

### Most Complete Games

Career ..... 1 (three players tied)  
Series ..... 1 (Tim Hudson, 2000)  
1 (Steve McCatty, 1981)  
1 (Mike Norris, 1981)

### Most Innings Pitched

Career ..... 40.2 (Barry Zito, 2000-03, 06)  
Series ..... **13.0 (Sonny Gray, 2013)**  
13.0 (Barry Zito, 2003)  
13.0 (Mark Mulder, 2002)  
Game ..... 9.0 (Steve McCatty, 1981 Game 2)  
9.0 (Mike Norris, 1981 Game 1)

### Most Hits

Career ..... 37 (Tim Hudson, 2000-03)  
Series ..... 14 (Jarrod Parker, 2012)  
14 (Mark Mulder, 2002)  
14 (Mark Mulder, 2001)  
Game ..... **10 (Bartolo Colón, 2013 Game 1)**  
10 (Tim Hudson, 2003 Game 1)  
10 (Rick Langford, 1981 Game 3)  
Game, Fewest ..... 4 (Mike Norris, 1981 Game 1)

### Most Runs

Career ..... 19 (Tim Hudson, 2000-03)  
Series ..... 11 (Tim Hudson, 2002)  
Game ..... 7 (Tim Hudson, 2002 Game 4)

### Most Earned Runs

Career ..... 13 (Tim Hudson, 2000-03)  
Series ..... 9 (Gil Heredia, 2000)  
Game ..... 6 (Gil Heredia, 2000 Game 5)

### Most Walks

Career ..... 14 (Barry Zito, 2000-03, 06)  
Series ..... **6 (Sonny Gray, 2013)**  
6 (Kevin Appier, 2000)  
Game ..... 5 (Kevin Appier, 2000 Game 2)

### Most Strikeouts

Career ..... 33 (Barry Zito, 2000-03, 06)  
Series ..... 13 (Barry Zito, 2003)  
13 (Kevin Appier, 2000)  
Game ..... **9 (Sonny Gray, 2013 Game 2)**  
9 (Barry Zito, 2003 Game 2)  
9 (Mark Mulder, 2002 Game 5)

### Most Home Runs

Career ..... 5 (Tim Hudson, 2000-03)  
Series ..... 2 (five times, last: Esteban Loaiza, 2006)  
Game ..... 2 (four times, last: Esteban Loaiza, 2006 Game 2)

### TEAM GAME

#### Batting

At Bats ..... 41 (2003 Game 1, 12 innings)  
41 (2002 Game 1)  
Runs ..... 11 (2000 Game 4)  
Runs, Inning ..... 5 (2003 Game 2, 2nd inn.)  
5 (2002 Game 2, 4th inn.)  
Hits ..... 14 (2002 Game 2)  
Doubles ..... 5 (2006 Game 2)  
5 (2002 Game 2)  
Triples ..... 1 (six times, last: 2013 Game 4)  
Home Runs ..... 4 (2002 Game 3)  
Home Runs, Inning ..... 2 (2013 Game 3, 5th inn.)  
2 (2002 Game 3, 1st inn.)  
Home Runs, Back-to-Back .....  
Ray Durham and Scott Hatteberg, 2002 Game 3  
Total Bases ..... 24 (2002 Game 2)  
Extra Base Hits ..... 7 (2002 Game 2)  
Runs Batted In ..... 11 (2000 Game 4)  
Walks ..... 10 (2003 Game 1)  
Strikeouts ..... 16 (2013 Game 1)  
Stolen Bases ..... 2 (four times, last: 2012 Game 2)

#### Pitching

Hits ..... 13 (2002 Game 1)  
Runs ..... 11 (2002 Game 4)  
Runs, Inning ..... 7 (2002 Game 4, 4th inn.)  
Earned Runs ..... 8 (2013 Game 4)  
Walks ..... 7 (2003 Game 1)  
Strikeouts ..... 12 (2013 Game 4)  
Home Runs ..... 3 (2003 Game 1)

### TEAM MISCELLANEOUS

Consecutive Wins ..... 4 (Oct. 6, 1981 to Oct. 3, 2000)  
Consecutive Losses ..... 4 (Oct. 13, 2001 to Oct. 11, 2002)  
Shutouts ..... 4  
2013 Game 2 (1-0; Gray, Balfour)  
2012 Game 3 (2-0; Anderson, Cook, Doolittle, Balfour)  
2001 Game 2 (2-0; Hudson, Isringhausen)  
1981 Game 1 (4-0; Norris)  
Longest Nine Inning Game ..... 4:13 (2001 Game 4)  
Longest Extra Inning Game ..... 4:37 (2003 Game 1, 12 inn.)  
Fastest Game ..... 2:19 (2006 Game 1)  
Extra Inning Games ..... 2003 Game 1 (5-4, 12 inn.)  
2003 Game 3 (1-3, 11 inn.)  
Margin of Victory ..... 10 (2000 Game 4, 11-1)  
Margin of Defeat ..... 9 (2002 Game 4, 2-1)  
Largest Deficit Overcome to Win ..... 2 (2012 Game 4)  
2 (2000 Game 1)  
Largest Lead Surrendered to Lose ..... 4 (2002 Game 1)  
Left On Base, Game ..... 12 (2003 Game 1, 12 inn.)  
12 (2002 Game 1)  
Fewest Left On Base, Game ..... 4 (2013 Game 1)  
4 (2012 Game 5)  
4 (2012 Game 3)  
Double Plays Turned, Game ..... 2 (8 times, last: 2013 Game 3)  
Errors, Series ..... 6 (2001)  
Errors, Game ..... 4 (2003 Game 3)

# LEAGUE CHAMPIONSHIP SERIES RECORDS

## INDIVIDUAL BATTING

### Highest Batting Average

Career (min. 30 pa)	.410 (Harold Baines)
Series (min. 10 pa)	.500 (Milton Bradley, 2006)
Game	.500 (Sal Bando, 1975)

### Highest Slugging Percentage

Career (min. 30 pa)	.568 (Jose Canseco)
Series (min. 10 pa)	1.000 (Rickey Henderson, 1989)

### Highest On-Base Percentage

Career (min. 30 pa)	.439 (Harold Baines)
Series (min. 10 pa)	.609 (Rickey Henderson, 1989)

### Most Games Played

Career	20 (Sal Bando)
Game	20 (Reggie Jackson)

### Most At Bats

Career	75 (Reggie Jackson)
Series	25 (Harold Baines, 1992)
Game	6 (Rickey Henderson, 1992 Game 4)

### Most Runs

Career	14 (Rickey Henderson)
Series	8 (Rickey Henderson, 1989)
Game	3 (Mark McGwire, 1988 Game 3)

### Most Hits

Career	21 (Rickey Henderson)
Series	11 (Harold Baines, 1992)
Game	4 (Milton Bradley, 2006 Game 2)
	4 (Jerry Browne, 1992 Game 5)
	4 (Sal Bando, 1975 Game 2)
Hitting Streak, Series	5 (Ruben Sierra, Oct. 8-14, 1992)
	5 (Bert Campaneris, October 6-11, 1973)
	5 (Matty Alou, October 7-12, 1972)
Hitting Streak, Career	8 (Harold Baines, October 6, 1991-October 11, 1992)
	8 (Rickey Henderson, Oct. 4, 1989-Oct. 10, 1990)
	8 (Dave Henderson, October 5, 1988-October 7, 1989)

### Most Doubles

Career	4 (Matty Alou)
	4 (Sal Bando)
	4 (Dave Henderson)
	4 (Joe Rudi)
Series	4 (Matty Alou, 1972)
Game	2 (seven times, last: Mark Kotsay, 2006 Game 2)

### Most Triples

Career	2 (Rickey Henderson)
Series	1 (six times)
Game	1 (six times, last: Ruben Sierra, 1992 Game 2)

### Most Home Runs

Career	5 (Sal Bando)
Series	3 (Jose Canseco, 1988)
Game	2 (Milton Bradley, 2006 Game 2)
	2 (Rickey Henderson, 1989 Game 4)
	2 (Sal Bando, 1973 Game 2)
	2 (Reggie Jackson, 1971 Game 3)
Grand Slams	none
Pinch Hit	none
Inside The Park	none
Leadoff	Bert Campaneris, 1973 Game 2
Game Ending	Bert Campaneris, 1973 Game 3

### Most RBI

Career	11 (Mark McGwire)
Series	7 (Ruben Sierra, 1992)
Game	4 (Milton Bradley, 2006 Game 2)
	4 (Rickey Henderson, 1989 Game 4)

### Most Total Bases

Career	39 (Sal Bando)
Series	17 (Milton Bradley, 2006)
Game	10 (Milton Bradley, 2006 Game 2)

### Most Extra Base Hits

Career	9 (Sal Bando)
Series	4 (six times, last: Milton Bradley, 2006)
Game	2 (15 times, last: Milton Bradley and Mark Kotsay, 2006 Game 2)

### Most Walks

Career	13 (Rickey Henderson)
	13 (Gene Tenace)
Series	7 (Rickey Henderson, 1989)
Game	3 (four times, last: Mark McGwire, 1992 Game 5)

### Most Strikeouts

Career	17 (Reggie Jackson)
Series	7 (Terry Steinbach, 1992)
	7 (Jose Canseco, 1989)
	7 (Dave Henderson, 1988)
Game	3 (10 times, last: Nick Swisher and Frank Thomas, 2006 Game 2)

### Most Stolen Bases

Career	14 (Rickey Henderson)
Series	8 (Rickey Henderson, 1989)
Game	4 (Rickey Henderson, 1989 Game 2)

## INDIVIDUAL PITCHING

### Most Games Won

Career	.6 (Dave Stewart)
Series	2 (five times, last: Dave Stewart, 1990)

### Most Games Lost

Career	3 (Ken Holtzman)
Series	2 (Mike Moore, 1992)
	2 (Ken Holtzman, 1975)

### Most Saves

Career	10 (Dennis Eckersley)
Series	4 (Dennis Eckersley, 1988)

## Lowest Earned Run Average

Career (min. 10.0 ip) ..... 0.40 (John Odom)  
Series ..... 0.00 (John Odom, 1972, 14.0 ip)

## Most Games

Career ..... 14 (Dennis Eckersley)  
Series ..... 4 (four times, last: Joe Kennedy, 2006)

## Most Games Started

Career ..... 8 (Dave Stewart)  
Series ..... 2 (11 times, last: Mike Moore and Dave Stewart, 1992)

## Most Complete Games

Career ..... 2 (Jim Hunter and Ken Holtzman)  
Series ..... 1 (seven times, last: Dave Stewart, 1992 Game 5)

## Most Innings Pitched

Career ..... 62.0 (Dave Stewart)  
Series ..... 16.2 (Dave Stewart, 1992)  
Game ..... 11.0 (Ken Holtzman, 1973 Game 3)

## Most Hits

Career ..... 44 (Dave Stewart)  
Series ..... 14 (Dave Stewart, 1992)  
Game ..... 9 (Esteban Loaiza, 2006 Game 2)  
Game, Fewest ..... 2 (Vida Blue, 1974 Game 3)

## Most Runs

Career ..... 16 (Vida Blue)  
..... 16 (Jim Hunter)  
Series ..... 9 (Mike Moore, 1992)  
Game ..... 7 (Esteban Loaiza, 2006 Game 2)

## Most Earned Runs

Career ..... 16 (Vida Blue)  
..... 16 (Jim Hunter)  
Series ..... 8 (Mike Moore, 1992)  
..... 8 (Vida Blue, 1973)  
Game ..... 7 (Esteban Loaiza, 2006 Game 2)

## Most Walks

Career ..... 17 (Dave Stewart)  
Series ..... 6 (four times, last: Dave Stewart, 1992)  
Game ..... 6 (Matt Keough, 1981 Game 3)  
..... 6 (Diego Segui, 1971 Game 3)

## Most Strikeouts

Career ..... 31 (Dave Stewart)  
Series ..... 11 (Dave Stewart, 1988)  
Game ..... 8 (Vida Blue, 1971 Game 1)

## Most Home Runs

Career ..... 9 (Jim Hunter)  
Series ..... 4 (Jim Hunter, 1971)  
Game ..... 4 (Jim Hunter, 1971 Game 2)

## TEAM GAME

### Batting

At Bats ..... 42 (1992 Game 4)  
Runs ..... 10 (1988 Game 3)  
Runs, Inning ..... 7 (1990 Game 1, 9th inn.)  
Hits ..... 15 (1988 Game 3)  
Doubles ..... 5 (1975 Game 2)  
..... 5 (1971 Game 1)  
Triples ..... 1 (six times, last: 1992 Game 2)  
Home Runs ..... 4 (1988 Game 3)  
..... 4 (1973 Game 2)  
Home Runs, Inning ..... 2 (four times, last: 1992 Game 1)  
Home Runs, Back-to-Back .....  
..... Joe Rudi and Sal Bando (1973 Game 2)  
..... Mark McGwire and Terry Steinbach (1992 Game 1)  
Total Bases ..... 30 (1988 Game 3)  
Extra Base Hits ..... 7 (1988 Game 3)  
Runs Batted In ..... 10 (1988 Game 3)  
Walks ..... 11 (1974 Game 4)  
Strikeouts ..... 14 (1972 Game 3)  
Stolen Bases ..... 6 (1992 Game 2)  
..... 6 (1989 Game 2)

### Pitching

Hits ..... 19 (1981 Game 2)  
Runs ..... 13 (1981 Game 2)  
Runs, Inning ..... 7 (1981 Game 2, 4th inn.)  
Earned Runs ..... 13 (1981 Game 2)  
Walks ..... 9 (1971 Game 3)  
Strikeouts ..... 10 (2006 Game 4)  
Home Runs ..... 4 (1971 Game 2)

## TEAM MISCELLANEOUS

Consecutive Wins ..... 7 (Oct. 7, 1989 to Oct. 7, 1992)  
Consecutive Losses ..... 6 (Oct. 4, 1975 to Oct. 15, 1981)  
Shutouts ..... 4  
..... 1972 Game 2 (5-0; Odom)  
..... 1973 Game 5 (3-0; Hunter)  
..... 1974 Game 2 (5-0; Holtzman)  
..... 1974 Game 3 (1-0; Blue)  
Longest Nine Inning Game ..... 3:42 (1990 Game 2)  
Longest Extra Inning Game ..... 4:25 (1992 Game 4, 11 inn.)  
Fastest Game ..... 1:57 (1974 Game 3)  
Extra Inning Games ..... 4  
..... 1972 Game 1 (3-2, 11 inn.)  
..... 1972 Game 4 (3-4, 10 inn.)  
..... 1973 Game 3 (2-1, 11 inn.)  
..... 1992 Game 4 (6-7, 11 inn.)  
Margin of Victory ..... 8 (1990 Game 1, 9-1)  
Margin of Defeat ..... 10 (1981 Game 2, 3-13)  
Largest Deficit Overcome to Win ..... 5 (1988 Game 3)  
Largest Deficit Surrendered to Lose ..... 5 (1992 Game 4)  
Left On Base, Game ..... 12 (1990 Game 2)  
Double Plays Turned, Game ..... 4 (1975 Game 2)  
Errors, Series ..... 7 (1992)  
Errors, Game ..... 4 (1975 Game 1)



# WORLD SERIES RECORDS

## INDIVIDUAL BATTING

### Highest Batting Average

Career (min. 25 pa) . . . . .412 (Rickey Henderson)  
Series (min. 10 pa) . . . . .474 (Rickey Henderson, 1989)

### Highest Slugging Percentage

Career (min. 25 pa) . . . . .794 (Rickey Henderson)  
Series (min. 10 pa) . . . . .923 (Dave Henderson, 1989)

### Highest On-Base Percentage

Career (min. 25 pa) . . . . .487 (Rickey Henderson)  
Series (min. 10 pa) . . . . .591 (Mickey Cochrane, 1929)

### Most Games Played

Career . . . . .20 (Frank Baker)  
20 (Jack Barry)  
20 (Eddie Collins)

### Most At Bats

Career . . . . .82 (Frank Baker)  
Series . . . . .31 (Bert Campaneris, 1973)  
Game . . . . .6 (five times, last: Rickey Henderson, 1989 Game 4)

### Most Runs

Career . . . . .15 (Frank Baker)  
Series . . . . .7 (Frank Baker, 1911)  
Game . . . . .4 (Carney Lansford, 1989 Game 3)

### Most Hits

Career . . . . .31 (Frank Baker)  
Series . . . . .9 (eight times, last: Rickey Henderson, 1989)  
Game . . . . .4 (Dave Henderson, 1988 Game 4)  
4 (Reggie Jackson, 1973 Game 2)  
4 (Danny Murphy, 1911 Game 6)  
Hitting Streak, Series . . . . .6 (Jimmie Foxx, Oct. 1-8, 1930)  
Hitting Streak, Career . . . . .  
8 (Jimmie Foxx, October 1, 1930 to October 2, 1931)  
8 (Jack Barry, October 17, 1911 to October 10, 1913)

### Most Doubles

Career . . . . .9 (Jack Barry)  
Series . . . . .4 (Jack Barry, 1911)  
4 (Eddie Collins, 1910)  
Game . . . . .2 (13 times, last: Rickey Henderson, 1990 Game 1)

### Most Triples

Career . . . . .2 (Rickey Henderson)  
2 (Eddie Collins)  
Series . . . . .2 (Rickey Henderson, 1989)  
2 (Eddie Collins, 1913)  
Game . . . . .1 (14 times, last: Rickey Henderson, 1989 Game 4)

### Most Home Runs

Career . . . . .6 (Al Simmons)  
Series . . . . .4 (Gene Tenace, 1972)  
Game . . . . .2 (Dave Henderson, 1989 Game 3)  
2 (Gene Tenace, 1972 Game 1)  
Grand Slams . . . . .Jose Canseco, 1988 Game 1  
Pinch Hit . . . . .none  
Inside The Park . . . . .none  
Leadoff . . . . .Rickey Henderson, 1989 Game 4  
Game Ending . . . . .Mark McGwire, 1988 Game 3

## Most RBI

Career . . . . .18 (Frank Baker)  
Series . . . . .9 (Gene Tenace, 1972)  
9 (Danny Murphy, 1910)  
Game . . . . .4 (Dave Henderson, 1989 Game 3)  
4 (Jose Canseco, 1988 Game 1)  
4 (Al Simmons, 1929 Game 2)  
4 (Wally Schang, 1913 Game 4)

## Most Total Bases

Career . . . . .47 (Frank Baker)  
Series . . . . .21 (Gene Tenace, 1972)  
Game . . . . .10 (Dave Henderson, 1989 Game 3)

## Most Extra Base Hits

Career . . . . .11 (Al Simmons)  
Series . . . . .5 (Gene Tenace, 1972)  
5 (Reggie Jackson, 1973)  
Game . . . . .3 (Dave Henderson, 1989 Game 3)

## Most Walks

Career . . . . .17 (Mickey Cochrane)  
Series . . . . .11 (Gene Tenace, 1973)  
Game . . . . .3 (Gene Tenace, 1973 Game 5)  
3 (Gene Tenace, 1973 Game 2)  
3 (Mickey Cochrane, 1929 Game 2)

## Most Strikeouts

Career . . . . .17 (Sal Bando)  
Series . . . . .9 (Dib Williams, 1931)  
Game . . . . .3 (seven times, last: Dave Stewart, 1988 Game 1)

## Most Stolen Bases

Career . . . . .10 (Eddie Collins)  
Series . . . . .4 (Eddie Collins, 1910)  
Game . . . . .2 (four times, last: Rickey Henderson, 1989 Game 3)

## INDIVIDUAL PITCHING

### Most Games Won

Career . . . . .6 (Chief Bender)  
Series . . . . .3 (Jack Coombs, 1910)

### Most Games Lost

Career . . . . .5 (Eddie Plank)  
Series . . . . .2 (Dave Stewart, 1990)  
2 (Storm Davis, 1988)  
2 (George Earnshaw, 1931)  
2 (Eddie Plank, 1905)

### Most Saves

Career . . . . .6 (Rollie Fingers)  
Series . . . . .2 (four times, last: Rollie Fingers, 1974)

### Lowest Earned Run Average

Career (min 10.0 ip) . . . . .1.32 (Eddie Plank)  
Series . . . . .0.00 (Darold Knowles, 1973, 6.1 ip)  
0.00 (Lefty Grove, 1929, 6.1 ip)  
0.00 (Rube Walberg, 1929, 6.1 ip)

### Most Games

Career . . . . .16 (Rollie Fingers, 1973)  
Series . . . . .7 (Darold Knowles, 1973)

**Most Games Started**

Career	10 (Chief Bender)
Series	3 (six times, last: Ken Holtzman, 1973)

**Most Complete Games**

Career	9 (Chief Bender)
Series	3 (Chief Bender, 1911) 3 (Jack Coombs, 1910)

**Most Innings Pitched**

Career	85.0 (Chief Bender)
Series	27.0 (Jack Coombs, 1910)
Game	11.0 (Joe Bush, 1914 Game 3) 11.0 (Jack Coombs, 1911 Game 3)

**Most Hits**

Career	64 (Chief Bender)
Series	28 (Lefty Grove, 1931)
Game	12 (Lefty Grove, 1931 Game 1)
Game, Fewest	2 (George Earnshaw, 1931 Game 4) 2 (Eddie Plank, 1913 Game 5)

**Most Runs**

Career	28 (Chief Bender)
Series	10 (Storm Davis, 1988) 10 (Jack Coombs, 1910)
Game	9 (Andy Coakley, 1905 Game 3)

**Most Earned Runs**

Career	23 (Chief Bender)
Series	10 (Storm Davis, 1988) 10 (Jack Coombs, 1910)
Game	6 (Storm Davis, 1988 Game 2) 6 (Chief Bender, 1914 Game 1)

**Most Walks**

Career	21 (Chief Bender)
Series	14 (Jack Coombs, 1910)
Game	9 (Jack Coombs, 1910 Game 2)

**Most Strikeouts**

Career	59 (Chief Bender)
Series	20 (George Earnshaw, 1931) 20 (Chief Bender, 1911)
Game	13 (Howard Ehmke, 1929 Game 1)

**Most Home Runs**

Career	4 (Vida Blue) 4 (Jim Hunter)
Series	3 (Storm Davis, 1988)
Game	2 (four times, last: Mike Moore, 1990 Game 3)

**TEAM GAME**

**Batting**

At Bats	47 (1973 Game 2)
Runs	13 (1989 Game 3) 13 (1911 Game 6)
Runs, Inning	10 (1929 Game 4, 7th inn.)
Hits	15 (1929 Game 4) 15 (1910 Game 3)
Doubles	7 (1911 Game 4)

Triples	3 (1973 Game 2)
Home Runs	5 (1989 Game 3)
Home Runs, Inning	2 (1989 Game 3, 5th inn.) 2 (1989 Game 3, 4th inn.) 2 (1973 Game 7, 3rd inn.) 2 (1929 Game 4, 7th inn.)
Home Runs, Back-to-Back	none
Total Bases	31 (1989 Game 3)
Extra Base Hits	7 (1989 Game 3) 7 (1973 Game 2) 7 (1930 Game 6) 7 (1911 Game 4)
Runs Batted In	12 (1989 Game 3)
Walks	7 (four times, last: 1989 Game 4)
Strikeouts	15 (1973 Game 2)
Stolen Bases	4 (1910 Game 5)

**Pitching**

Hits	15 (1973 Game 2)
Runs	10 (1973 Game 2)
Runs, Inning	7 (1990 Game 3, 3rd inn.)
Earned Runs	8 (1972 Game 6)
Walks	9 (1910 Game 2)
Strikeouts	14 (1972 Game 3)
Home Runs	2 (eight times, last: 1990 Game 3)

**TEAM MISCELLANEOUS**

Consecutive Wins	4 (October 14 to 28, 1989) 4 (October 12, 1929 to October 2, 1930)
Consecutive Losses	4 (October 16, 1990 to present) 4 (October 9 to 13, 1914)
Shutouts	4 1989 Game 1 vs. San Francisco (5-0; Stewart) 1931 Game 4 vs. St. Louis (3-0; Earnshaw) 1930 Game 5 at St. Louis (2-0; Earnshaw and Grove) 1905 Game 2 at New York (3-0; Bender)
Margin of Victory	11 (1911 Game 6, 13-2)
Margin of Defeat	9 (1905 Game 3, 0-9)
Largest Deficit Overcome to Win	8 (1929 Game 4)
Largest Deficit Surrendered to Lose	3 (1911 Game 5)
Longest Nine Inning Game	3:30 (1989 Game 3)
Longest Extra Inning Game	4:13 (1973 Game 2, 12 inn.)
Fastest Game	1:35 (1905 Game 5)
Extra Inning Games	8 1990 Game 2 at Cincinnati (4-5, 10 inn.) 1973 Game 3 at New York (3-2, 11 inn.) 1973 Game 2 vs. New York (7-10, 12 inn.) 1914 Game 3 at Boston (4-5, 12 inn.) 1913 Game 2 vs. New York (0-3, 10 inn.) 1911 Game 5 at New York (3-4, 10 inn.) 1911 Game 3 at New York (3-2, 11 inn.) 1910 Game 4 at Chicago (3-4, 10 inn.)
Left on Base, Nine Inning Game	11 (1990 Game 1) 11 (1930 Game 3)
Left on Base, Extra Inning Game	12 (1973 Game 2, 12 inn.)
Double Plays Turned, Game	4 (1914 Game 1) 4 (1973 Game 4)
Errors, Series	11 (1910) 11 (1911)
Errors, Game	5 (1973 Game 2) 5 (1911 Game 6)

# POSTSEASON CAREER LEADERS

## INDIVIDUAL BATTING

### Batting Average (min. 50 pa)

1. Frank Baker.....	.378
2. Harold Baines.....	.370
3. Eddie Collins.....	.347
4. Jimmie Foxx.....	.344
5. Rickey Henderson.....	.333
Al Simmons.....	.333

### At Bats

1. Bert Campaneris.....	144
2. Sal Bando.....	142
3. Joe Rudi.....	140
4. Reggie Jackson.....	118
5. Mark McGwire.....	114

### Triples

1. Rickey Henderson.....	4
2. Eddie Collins.....	2
3. 19 tied with.....	1

### Extra Base Hits

1. Rickey Henderson.....	14
2. Reggie Jackson.....	13
Dave Henderson.....	13
4. Sal Bando.....	12
5. Al Simmons.....	11

### Slugging Pct. (min. 50 pa)

1. Al Simmons.....	.667
2. Jimmie Foxx.....	.609
3. Frank Baker.....	.573
4. Rickey Henderson.....	.568
5. Harold Baines.....	.565

### Runs

1. Rickey Henderson.....	23
2. Sal Bando.....	20
3. five players tied.....	15

### Home Runs

1. Jose Canseco.....	7
2. Al Simmons.....	6
3. Sal Bando.....	5
Reggie Jackson.....	5
5. six players tied.....	4

### Walks

1. Gene Tenace.....	29
2. Rickey Henderson.....	20
3. Jose Canseco.....	17
Mickey Cochrane.....	17
5. two players tied.....	16

### On-Base Pct. (min. 50 pa)

1. Rickey Henderson.....	.436
2. Jimmie Foxx.....	.425
3. Harold Baines.....	.408
4. Mickey Cochrane.....	.408
5. Frank Baker.....	.402

### Hits

1. Rickey Henderson.....	37
2. Joe Rudi.....	36
3. Bert Campaneris.....	35
4. Sal Bando.....	34
Carney Lansford.....	34

### Runs Batted In

1. Jose Canseco.....	18
Frank Baker.....	18
3. Al Simmons.....	17
4. three players tied.....	15

### Strikeouts

1. Gene Tenace.....	31
2. Sal Bando.....	29
3. Reggie Jackson.....	27
Dave Henderson.....	27
Mark McGwire.....	27

### Games

1. Sal Bando.....	39
2. Joe Rudi.....	38
3. Gene Tenace.....	37
4. Bert Campaneris.....	36
Dick Green.....	36

### Doubles

1. Dave Henderson.....	9
Jack Barry.....	9
3. five players tied.....	7

### Total Bases

1. Rickey Henderson.....	63
2. Sal Bando.....	57
3. Reggie Jackson.....	56
4. Joe Rudi.....	53
5. Bert Campaneris.....	50

### Stolen Bases

1. Rickey Henderson.....	22
2. Bert Campaneris.....	10
Eddie Collins.....	10
4. Willie Wilson.....	7
5. Jose Canseco.....	5

## INDIVIDUAL PITCHING

### Wins

1. Dave Stewart.....	8
2. Jim Hunter.....	7
3. Chief Bender.....	6
Ken Holtzman.....	6
5. five players tied.....	4

### ERA (min. 20 ip)

1. John Odom.....	1.13
2. Eddie Plank.....	1.32
3. George Earnshaw.....	1.58
4. Lefty Grove.....	1.75
5. Rollie Fingers.....	2.22

### Complete Games

1. Chief Bender.....	9
2. Eddie Plank.....	6
3. George Earnshaw.....	5
4. Jack Coombs.....	4
Lefty Grove.....	4

### Strikeouts

1. Chief Bender.....	59
2. George Earnshaw.....	56
3. Dave Stewart.....	55
4. Jim Hunter.....	49
5. Vida Blue.....	47

### Losses

1. Eddie Plank.....	5
Vida Blue.....	5
3. Chief Bender.....	4
Rollie Fingers.....	4
Ken Holtzman.....	4

### Games

1. Rollie Fingers.....	27
2. Dennis Eckersley.....	20
3. Rick Honeycutt.....	18
4. Vida Blue.....	17
5. Jim Hunter.....	14
Dave Stewart.....	14

### Innings Pitched

1. Dave Stewart.....	105.1
2. Jim Hunter.....	88.1
3. Chief Bender.....	85.0
4. Ken Holtzman.....	70.1
5. Vida Blue.....	64.2

### Winning Pct. (min. 3 dec)

1. Jack Coombs.....	1.000 (4-0)
2. Jim Hunter.....	.778 (7-2)
3. John Odom.....	.750 (3-1)
4. Dave Stewart.....	.727 (8-3)
5. Lefty Grove.....	.714 (5-2)

### Saves

1. Dennis Eckersley.....	11
2. Rollie Fingers.....	8
3. Jason Isringhausen.....	3
4. Vida Blue.....	2
Grant Balfour.....	2
Darold Knowles.....	2
Huston Street.....	2

### Games Started

1. Dave Stewart.....	14
2. Jim Hunter.....	12
Ken Holtzman.....	12
4. Chief Bender.....	10
Vida Blue.....	10

### Walks

1. Dave Stewart.....	30
2. Jim Hunter.....	26
3. Vida Blue.....	23
4. Chief Bender.....	21
5. Jack Coombs.....	20

# POSTSEASON SINGLE GAME BESTS

## INDIVIDUAL BATTING

### Runs

- 4 Carney Lansford, 1989 WS Game 3 at San Francisco
- 3 10 times, last: **Coco Crisp, 2013 ALDS Game 4 at Det.**

### Hits

- 4 **Coco Crisp, 2013 ALDS Game 4 at Detroit**
- 4 Milton Bradley, 2006 ALCS Game 2 vs. Detroit
- 4 Jason Giambi, 2001 ALDS Game 5 at New York
- 4 Miguel Tejada, 2001 ALDS Game 4 vs. New York
- 4 Johnny Damon, 2001 ALDS Game 1 at New York
- 4 Jerry Browne, 1992 ALCS Game 5 vs. Toronto
- 4 Dave Henderson, 1988 WS Game 4 vs. Los Angeles
- 4 Tony Armas, 1981 ALDS Game 2 at Kansas City
- 4 Sal Bando, 1975 ALCS Game 2 at Boston
- 4 Reggie Jackson, 1973 WS Game 2 vs. New York
- 4 Danny Murphy, 1911 WS Game 6 vs. New York

### Doubles

- 2 27 times, last: **Coco Crisp, 2013 ALDS Game 3 at Det.**

### Triples

- 1 25 times, last: **Coco Crisp, 2013 ALDS Game 4 at Det.**

### Home Runs

- 2 Milton Bradley, 2006 ALCS Game 2 vs. Detroit
- 2 Frank Thomas, 2006 ALDS Game 1 at Minnesota
- 2 Terrence Long, 2001 ALDS Game 1 at New York
- 2 Dave Henderson, 1989 WS Game 3 at San Francisco
- 2 Rickey Henderson, 1989 ALCS Game 4 at Toronto
- 2 Sal Bando, 1973 ALCS Game 2 at Baltimore
- 2 Gene Tenace, 1972 WS Game 1 at Cincinnati
- 2 Reggie Jackson, 1971 ALCS Game 3 vs. Baltimore

## INDIVIDUAL PITCHING

### Innings Pitched

- 11.0 Ken Holtzman, 1973 ALCS Game 3 vs. Baltimore
- 11.0 Joe Bush, 1914 WS Game 3 at Boston
- 11.0 Jack Coombs, 1911 WS Game 3 at New York
- 10.0 Eddie Plank, 1913 WS Game 2 vs. New York

### Hits

- 12 Lefty Grove, 1931 WS Game 1 at St. Louis
- 11 Lefty Grove, 1931 WS Game 3 vs. St. Louis
- 11 Chief Bender, 1913 WS Game 1 at New York
- 10 4 times, last: **Bartolo Colón, 2013 ALDS Game 1 vs. Detroit**

### Runs

- 9 Andy Coakley, 1905 WS Game 3 vs. New York
- 7 Esteban Loaiza, 2006 ALCS Game 2 vs. Detroit
- 7 Tim Hudson, 2002 ALDS Game 4 at Minnesota
- 6 nine times, last: Cory Lidle, 2001 ALDS Game 4 vs. NY

### Runs Batted In

- 4 Milton Bradley, 2006 ALCS Game 2 vs. Detroit
- 4 Marco Scutaro, 2006 ALDS Game 3 vs. Minnesota
- 4 Dave Henderson, 1989 WS Game 3 at San Francisco
- 4 Rickey Henderson, 1989 ALCS Game 4 at Toronto
- 4 Jose Canseco, 1988 WS Game 1 at Los Angeles
- 4 Al Simmons, 1929 WS Game 2 at Chicago
- 4 Wally Schang, 1913 WS Game 4 vs. New York

### Total Bases

- 10 Milton Bradley, 2006 ALCS Game 2 vs. Detroit
- 10 Dave Henderson, 1989 WS Game 3 at San Francisco
- 9 Frank Thomas, 2006 ALDS Game 1 at Minnesota
- 9 Reggie Jackson, 1971 ALCS Game 3 vs. Baltimore
- 8 five times, last: Terrence Long, 2001 ALDS Game 1 at NY

### Extra Base Hits

- 3 Dave Henderson, 1989 WS Game 3 at San Francisco
- 2 45 times, last: **Coco Crisp, 2013 ALDS Game 3 at Det.**

### Walks

- 3 9 times, last: **Coco Crisp, 2013 ALDS Game 1 vs. Det.**

### Strikeouts

- 4 Stephen Drew, 2012 ALDS Game 5 vs. Detroit
- 4 Ben Grieve, 2000 ALDS Game 5 vs. New York
- 3 30 times, last: **Josh Donaldson and Brandon Moss, 2013 ALDS Game 5 vs. Detroit**

### Stolen Bases

- 4 Rickey Henderson, 1989 ALCS Game 2 vs. Toronto
- 3 Willie Wilson, 1992 ALCS Game 2 at Toronto
- 2 13 times, last: Yoenis Céspedes, 2012 ALDS Game 2 at Detroit

### Walks

- 9 Jack Coombs, 1910 WS Game 2 vs. Chicago
- 6 Matt Keough, 1981 ALCS Game 3 vs. New York
- 6 Diego Segui, 1971 ALCS Game 3 vs. Baltimore
- 5 5 times, last: Rich Harden, 2006 ALCS Game 3 at Det.

### Strikeouts

- 13 Howard Ehmke, 1929 WS Game 1 at Chicago
- 11 John Odom, 1972 WS Game 3 vs. Cincinnati
- 11 Chief Bender, 1911 WS Game 1 at New York
- 10 George Earnshaw, 1929 WS Game 3 vs. Chicago
- 9 5 times, last: **Sonny Gray, 2013 ALDS Game 2 vs. Det.**

# POSTSEASON SERIES YEAR-BY-YEAR RECAP

## 1905 WORLD SERIES

The A's make their first appearance in the World Series and lose to the New York Giants, four games to one. Three of the losses come against Christy Mathewson who tosses three complete game shutouts. The A's collect just 25 hits in the series for a .161 batting average and score just three runs. Topsy Hartsel paces the A's offense with a .294 batting average and Bris Lord has the only two RBI. The A's use three pitchers in the Series and all toss complete games. Chief Bender makes two starts and has a 1.06 ERA.

The A's lose the first game in Philadelphia, 3-0, as Mathewson tosses a four-hit shutout. Chief Bender returns the favor in the second game of the series as he tosses a four-hit shutout and strikes out nine in a 3-0 A's win at New York. Lord has RBI singles in the third and eighth innings. Mathewson tosses a four-hit shutout in the Giants 9-0 win in Game 3 and Joe McGinnity blanks the A's on five hits in a 1-0 win in Game 4. Eddie Plank allows just four hits in Game 4 and the only run of the game is unearned after a Monte Cross error. Mathewson tossed a six-hit shutout in Game 5 as the Giants clinch the series with a 2-0 win.

### FINAL STATISTICS

PLAYER	AVG	G	AB	R	H	TB	2B	3B	HR	RBI	SH	SF	HP	BB	IBB	SO	SB	CS	DP	E	SLG	OBP
Bender	.000	2	5	0	0	0	0	0	0	0	1	0	0	0	-	1	0	0	0	0	.000	.000
Coakley	.000	1	2	0	0	0	0	0	0	0	0	0	1	0	-	1	0	0	0	0	.000	.333
Cross, L.	.105	5	19	0	2	2	0	0	0	0	0	0	0	1	-	1	0	0	0	1	.105	.150
Cross, M	.176	5	17	0	3	3	0	0	0	0	0	0	0	0	-	7	0	1	0	2	.176	.176
Davis	.200	5	20	0	4	5	1	0	0	0	0	0	0	0	-	1	0	0	0	0	.250	.200
Hartsel	.294	5	17	1	5	6	1	0	0	0	1	0	0	2	-	1	2	0	0	1	.353	.368
Hoffman	.000	1	1	0	0	0	0	0	0	0	0	0	0	0	-	1	0	0	0	0	.000	.000
Lord	.100	5	20	0	2	2	0	0	0	2	0	0	0	0	-	5	0	0	0	0	.100	.100
Murphy	.188	5	16	0	3	4	1	0	0	0	1	0	0	0	-	2	0	1	1	4	.250	.188
Plank	.167	2	6	0	1	1	0	0	0	0	0	0	0	0	-	2	0	0	1	0	.167	.167
Powers	.143	3	7	0	1	2	1	0	0	0	0	0	0	0	-	0	0	0	0	0	.286	.143
Schreckengost	.222	3	9	2	2	3	1	0	0	0	0	0	0	0	-	0	0	0	0	0	.333	.222
Seybold	.125	5	16	0	2	2	0	0	0	0	0	0	0	2	-	3	0	0	0	0	.125	.222
<b>TOTALS</b>	<b>.161</b>	<b>5</b>	<b>155</b>	<b>3</b>	<b>25</b>	<b>30</b>	<b>5</b>	<b>0</b>	<b>0</b>	<b>2</b>	<b>3</b>	<b>0</b>	<b>1</b>	<b>5</b>	<b>-</b>	<b>25</b>	<b>2</b>	<b>2</b>	<b>2</b>	<b>8</b>	<b>.194</b>	<b>.193</b>

PITCHER	W	L	ERA	G	GS	CG	GF	SHO	SV	IP	H	R	ER	HR	HB	BB	IBB	SO	WP	BK	AVG
Bender	1	1	1.06	2	2	2	0	1	-	17.0	9	2	2	0	0	6	-	13	0	0	.161
Coakley	0	1	2.00	1	1	1	0	0	-	9.0	8	9	2	0	1	5	-	2	0	0	.235
Plank	0	2	1.59	2	2	2	0	0	-	17.0	14	4	3	0	1	4	-	11	1	0	.222
<b>TOTALS</b>	<b>1</b>	<b>4</b>	<b>1.47</b>	<b>5</b>	<b>5</b>	<b>5</b>	<b>0</b>	<b>1</b>	<b>-</b>	<b>43.0</b>	<b>31</b>	<b>15</b>	<b>7</b>	<b>0</b>	<b>2</b>	<b>15</b>	<b>-</b>	<b>26</b>	<b>1</b>	<b>0</b>	<b>.203</b>

**Game 1 — October 9**  
New York 3, Philadelphia 0

**Game 2 — October 10**  
Philadelphia 3, New York 0

**Game 3 — October 12**  
New York 9, Philadelphia 0

New York					Philadelphia					New York				
ab	r	h	bi		ab	r	h	bi		ab	r	h	bi	
Bresnahan c	3	1	1	1	Hartsel lf	4	1	2	0	Bresnahan c	3	2	0	0
Browne rf	5	0	0	0	Lord cf	4	0	2	2	Browne rf	5	2	1	0
Donlin cf	5	1	2	1	Davis 1b	4	0	0	0	Donlin cf	3	3	1	0
McGann 1b	3	0	1	0	LCross 3b	3	0	0	0	McGann 1b	5	1	3	4
Mertes lf	4	0	1	1	Seybold rf	4	0	0	0	Mertes lf	3	0	1	1
Dahlen ss	4	0	0	0	Murphy 2b	4	0	1	0	Dahlen ss	3	1	0	1
Devlin 3b	4	0	1	0	MCross ss	4	0	0	0	Devlin 3b	4	0	1	1
Gilbert 2b	4	1	3	0	Schreckengost c	4	2	1	0	Gilbert 2b	4	0	0	0
Mathewson p	3	0	1	0	Bender p	2	0	0	0	Mathewson p	4	0	1	0
<b>Totals</b>	<b>35</b>	<b>3</b>	<b>10</b>	<b>3</b>	<b>Totals</b>	<b>33</b>	<b>3</b>	<b>6</b>	<b>2</b>	<b>Totals</b>	<b>34</b>	<b>9</b>	<b>8</b>	<b>7</b>

Philadelphia					New York					Philadelphia				
ab	r	h	bi		ab	r	h	bi		ab	r	h	bi	
Hartsel lf	4	0	1	0	Bresnahan c	4	0	1	0	Hartsel lf	4	0	0	0
Lord cf	4	0	0	0	Browne rf	4	0	0	0	Lord cf	4	0	0	0
Davis 1b	4	0	1	0	Donlin cf	4	0	2	0	Davis 1b	4	0	1	0
LCross 3b	4	0	0	0	McGann 1b	3	0	0	0	LCross 3b	4	0	1	0
Seybold rf	3	0	0	0	Mertes lf	4	0	0	0	Seybold rf	3	0	1	0
Murphy 2b	3	0	1	0	Dahlen ss	3	0	0	0	Murphy 2b	3	0	0	0
MCross ss	3	0	0	0	Devlin 3b	3	0	1	0	MCross ss	3	0	1	0
Schreckengost c	3	0	1	0	Gilbert 2b	3	0	0	0	Schreckengost c	2	0	0	0
Plank p	3	0	0	0	McGinnity p	2	0	0	0	Powers c	1	0	0	0
<b>Totals</b>	<b>31</b>	<b>0</b>	<b>4</b>	<b>0</b>	Strang ph	1	0	0	0	Coakley p	2	0	0	0
					Ames p	0	0	0	0	<b>Totals</b>	<b>30</b>	<b>0</b>	<b>4</b>	<b>0</b>

New York 000 020 001 3 10 1  
Philadelphia 000 000 000 0 4 0

Philadelphia 001 000 020 3 6 2  
New York 000 000 000 0 4 2

New York 200 050 002 9 8 1  
Philadelphia 000 000 000 0 4 4

**E** – Donlin. **DP** – New York 1. **LOB** – New York 9, Philadelphia 4. **2B** – McGann, Mertes, Davis, Murphy, Schreckengost. **S** – Mathewson. **SB** – Bresnahan (1), Donlin (1), Devlin (1), Gilbert (1). **CS** – Gilbert.

**E** – Murphy, Bresnahan, McGann, MCross. **LOB** – Philadelphia 5, New York 7. **2B** – Hartsel, Bresnahan, Donlin. **S** – Bender. **SB** – Dahlen (1), Devlin (2). **CS** – Donlin, Dahlen.

**E** – Devlin, Murphy 3, Hartsel. **DP** – New York 1, Philadelphia 2. **LOB** – New York 4, Philadelphia 5. **2B** – McGann. **SB** – Browne (2), Donlin (2), Dahlen (2), Devlin (3), Hartsel (1). **CS** – McGann, Mertes, Murphy.

New York	ip	h	r	er	bb	so
Mathewson (W)	9.0	4	0	0	0	6
Philadelphia	ip	h	r	er	bb	so
Plank (L)	9.0	10	3	3	2	5

Philadelphia	ip	h	r	er	bb	so
Bender (W)	9.0	4	0	0	3	9
New York	ip	h	r	er	bb	so
McGinnity (L)	8.0	5	3	0	0	2
Ames	1.0	1	0	0	1	1

New York	ip	h	r	er	bb	so
Mathewson (W)	9.0	4	0	0	1	8
Philadelphia	ip	h	r	er	bb	so
Coakley (L)	9.0	8	9	2	5	2

**WP** – Mathewson. **HBP** – by Plank (Bresnahan).  
**T** – 1:46. **A** – 17,955  
**Umpires** – Sheridan, O'Day.

**T** – 1:55. **A** – 24,992  
**Umpires** – O'Day, Sheridan.

**HBP** – by Coakley (Bresnahan), by Mathewson (Coakley).  
**T** – 1:55. **A** – 10,991  
**Umpires** – Sheridan, O'Day.

**Game 4 — October 13**  
**New York 1, Philadelphia 0**

**Game 5 — October 14**  
**New York 2, Philadelphia 0**

Philadelphia	ab	r	h	bi
Hartsel lf	1	0	0	0
Lord cf	4	0	0	0
Davis 1b	4	0	1	0
LCross 3b	4	0	1	0
Seybold rf	3	0	0	0
Murphy 2b	3	0	1	0
MCross ss	4	0	1	0
Powers c	3	0	0	0
Hoffman ph	1	0	0	0
Plank p	3	0	1	0
<b>Totals</b>	<b>30</b>	<b>0</b>	<b>5</b>	<b>0</b>

Philadelphia	ab	r	h	bi
Hartsel lf	4	0	2	0
Lord cf	4	0	0	0
Davis 1b	4	0	1	0
LCross 3b	4	0	0	0
Seybold rf	3	0	1	0
Murphy 2b	3	0	0	0
MCross ss	3	0	1	0
Powers c	3	0	1	0
Bender p	3	0	0	0
<b>Totals</b>	<b>31</b>	<b>0</b>	<b>6</b>	<b>0</b>

New York	ab	r	h	bi
Bresnahan c	2	0	1	0
Browne rf	4	0	2	0
Donlin cf	3	0	0	0
McGann 1b	3	0	0	0
Mertes lf	4	1	0	0
Dahlen ss	3	0	0	0
Devlin 3b	3	0	1	0
Gilbert 2b	3	0	0	1
McGinnity p	3	0	0	0
<b>Totals</b>	<b>28</b>	<b>1</b>	<b>4</b>	<b>1</b>

New York	ab	r	h	bi
Bresnahan c	4	0	2	0
Browne rf	4	0	1	1
Donlin cf	4	0	0	0
McGann 1b	3	0	0	0
Mertes lf	2	1	1	0
Dahlen ss	2	0	0	0
Devlin 3b	2	0	0	0
Gilbert 2b	3	0	1	1
Mathewson p	1	1	0	0
<b>Totals</b>	<b>25</b>	<b>2</b>	<b>5</b>	<b>2</b>

Philadelphia	000	000	000	0	5	2
New York	000	100	00x	1	4	0

Philadelphia	000	000	000	0	6	0
New York	000	010	01x	2	5	1

E – MCross, LCross. **LOB** – Philadelphia 8, New York 7. **2B** – Devlin. **S** – Hartsel, Murphy, Donlin, McGann. **SB** – Hartsel (2).

E – Mathewson. **DP** – New York 1. **LOB** – Philadelphia 4, New York 4. **2B** – Powers, Bresnahan. **S** – Devlin, Mathewson. **CS** – MCross, Mertes.

Philadelphia	ip	h	r	er	bb	so
Plank (L)	8.0	4	1	0	2	6
New York	ip	h	r	er	bb	so
McGinnity (W)	9.0	5	0	0	3	4

Philadelphia	ip	h	r	er	bb	so
Bender (L)	8.0	5	2	2	3	4
New York	ip	h	r	er	bb	so
Mathewson (W)	9.0	6	0	0	0	4

**WP** – Plank.

**T** – 1:55. **A** – 13,598

**Umpires** – O’Day, Sheridan.

**T** – 1:35. **A** – 24,187

**Umpires** – Sheridan, O’Day.



# 1910 WORLD SERIES

The A's win their first World Series and use just two pitchers to defeat the Chicago Cubs, four games to one. Jack Coombs wins three of the games and posts a 3.33 ERA while Chief Bender is 1-1 with a 1.93 ERA. Eddie Collins paces the A's offense with a .429 batting average and four doubles and Frank Baker hits .409. Danny Murphy connects for the only home run of the series and leads the A's with nine RBI. The A's hit .316 and score 35 runs in the five games while the two pitchers combine for a 2.76 ERA and allow 15 runs.

The A's win the first two games in Philadelphia as Bender tosses a three-hitter in Game 1 and strikes out eight in a 4-1 win while Baker has three hits and two RBI. Coombs allows eight hits and nine walks in Game 2 but the Cubs strand 14 in a 9-3 A's win. Eddie Collins has three of the A's 14 hits and all nine Athletics collect at least one hit. The series moves to Chicago for Game 3 and Coombs comes back on one day of rest and defeats the Cubs, 12-5, collecting three hits and three RBI. Harry Davis and Jack Berry add three hits each and Barry and Murphy have three RBI. Bender suffers the A's only loss in Game 4 when the Cubs win 4-3 in 10 innings. The A's have a 3-2 lead entering the ninth but the Cubs score once in the ninth and once in the 10th for the win. The A's wrap up the series with a 7-2 win in Game 5 as Coombs picks up his third win of the series. Collins has three hits and the A's score five times in the eighth to break open a 2-1 game.

## FINAL STATISTICS

PLAYER	AVG	G	AB	R	H	TB	2B	3B	HR	RBI	SH	SF	HP	BB	IBB	SO	SB	CS	DP	E	SLG	OBP
Baker	.409	5	22	6	9	12	3	0	0	4	0	0	0	2	-	1	0	3	0	3	.545	.458
Barry	.235	5	17	3	4	6	2	0	0	3	2	0	1	1	-	3	0	0	1	0	.353	.316
Bender	.333	2	6	1	2	2	0	0	0	1	0	0	0	1	-	1	0	0	0	0	.333	.429
Collins	.429	5	21	5	9	13	4	0	0	3	1	0	0	2	-	0	4	2	0	1	.619	.478
Coombs	.385	3	13	0	5	6	1	0	0	3	0	0	0	0	-	3	0	0	1	2	.462	.385
Davis	.353	5	17	5	6	9	3	0	0	2	2	0	1	3	-	4	0	0	0	3	.529	.476
Hartsel	.200	1	5	2	1	1	0	0	0	0	0	0	0	0	-	1	2	0	0	0	.200	.200
Lapp	.250	1	4	0	1	1	0	0	0	1	0	0	0	0	-	2	0	0	0	0	.250	.250
Lord	.182	5	22	3	4	6	2	0	0	1	1	0	0	1	-	3	0	1	0	0	.273	.217
Murphy	.350	5	20	6	7	13	3	0	1	9	1	0	0	1	-	0	1	0	0	0	.650	.381
Strunk	.278	4	18	2	5	8	1	1	0	2	0	0	0	2	-	5	0	1	0	1	.444	.350
Thomas	.250	4	12	2	3	3	0	0	0	1	0	0	0	4	-	1	0	0	1	1	.250	.438
<b>Totals</b>	<b>.316</b>	<b>5</b>	<b>177</b>	<b>35</b>	<b>56</b>	<b>80</b>	<b>19</b>	<b>1</b>	<b>1</b>	<b>30</b>	<b>7</b>	<b>0</b>	<b>2</b>	<b>17</b>	<b>-</b>	<b>24</b>	<b>7</b>	<b>7</b>	<b>3</b>	<b>11</b>	<b>.452</b>	<b>.383</b>
PITCHER	W	L	ERA	G	GS	CG	GF	SHO	SV	IP	H	R	ER	HR	HB	BB	IBB	SO	WP	BK	AVG	
Bender	1	1	1.93	2	2	2	0	0	-	18.2	12	5	4	0	0	4	-	14	0	0	.194	
Coombs	3	0	3.33	3	3	3	0	0	-	27.0	23	10	10	0	0	18	-	31	1	0	.240	
<b>Totals</b>	<b>4</b>	<b>1</b>	<b>2.76</b>	<b>5</b>	<b>5</b>	<b>5</b>	<b>0</b>	<b>0</b>	<b>-</b>	<b>45.2</b>	<b>35</b>	<b>15</b>	<b>14</b>	<b>0</b>	<b>0</b>	<b>18</b>	<b>-</b>	<b>31</b>	<b>1</b>	<b>0</b>	<b>.222</b>	

**Game 1 — October 17**  
**Philadelphia 4, Chicago 1**

Chicago	ab	r	h	bi
Sheckard lf	4	0	0	0
Schulte rf	2	0	1	0
Hofman cf	4	0	0	0
Chance 1b	3	0	0	0
Zimmerman 2b	3	0	0	0
Steinfeldt 3b	3	0	0	0
Tinker ss	3	1	1	0
Kling c	3	0	1	1
Kane pr	0	0	0	0
Overall p	1	0	0	0
McIntire p	1	0	0	0
Beaumont ph	1	0	0	0
<b>Totals</b>	<b>28</b>	<b>1</b>	<b>3</b>	<b>1</b>

Philadelphia	ab	r	h	bi
Strunk cf	3	0	0	0
Lord lf	4	1	1	0
Collins 2b	2	1	1	0
Baker 3b	4	1	3	2
Davis 1b	3	0	0	0
Murphy rf	3	1	1	1
Barry ss	3	0	0	0
Thomas c	1	0	0	0
Bender p	3	0	1	1
<b>Totals</b>	<b>26</b>	<b>4</b>	<b>7</b>	<b>4</b>

Chicago 000 000 001 1 3 1  
 Philadelphia 021 000 01x 4 7 2

**E** – Strunk, Thomas, McIntire. **LOB** – Chicago 2, Philadelphia 4. **2B** – Lord, Baker 2. **S** – Collins, Davis. **SB** – Murphy (1). **CS** – Schulte 2, Strunk, Collins, Baker.

Chicago	ip	h	r	er	bb	so
Overall (L)	3.0	6	3	3	1	1
McIntire	5.0	1	1	0	3	3
Philadelphia	ip	h	r	er	bb	so
Bender (W)	9.0	3	1	0	2	8

**T** – 1:54. **A** – 26,891  
**Umpires** – Connolly, O'Day, Rigler, Sheridan.

**Game 2 — October 18**  
**Philadelphia 9, Chicago 3**

Chicago	ab	r	h	bi
Sheckard lf	1	1	1	0
Schulte rf	3	1	0	0
Hofman cf	2	1	1	0
Chance 1b	5	0	2	1
Zimmerman 2b	3	0	1	2
Steinfeldt 3b	5	0	1	0
Tinker ss	4	0	2	0
Kling c	4	0	0	0
Brown p	3	0	0	0
Beaumont ph	1	0	0	0
Richie p	0	0	0	0
<b>Totals</b>	<b>31</b>	<b>3</b>	<b>8</b>	<b>3</b>

Philadelphia	ab	r	h	bi
Strunk cf	5	1	2	1
Lord lf	5	1	1	0
Collins 2b	4	2	3	1
Baker 3b	4	1	1	0
Davis 1b	5	1	2	2
Murphy rf	4	1	1	2
Barry ss	3	0	1	0
Thomas c	3	2	2	1
Coombs p	4	0	1	0
<b>Totals</b>	<b>37</b>	<b>9</b>	<b>14</b>	<b>7</b>

Chicago 100 000 101 3 8 3  
 Philadelphia 002 010 60x 9 14 4

**E** – Coombs 2, Steinfeldt 2, Sheckard, Davis 2. **DP** – Chicago 1, Philadelphia 3. **LOB** – Chicago 14, Philadelphia 9. **2B** – Sheckard, Zimmerman, Steinfeldt, Tinker, Strunk, Collins 2, Davis, Murphy. **S** – Sheckard, Schulte 2, Barry. **SF** – Zimmerman. **SB** – Collins 2 (2). **CS** – Tinker, Lord.

Chicago	ip	h	r	er	bb	so
Brown (L)	7.0	13	9	6	4	6
Richie	1.0	1	0	0	0	0
Philadelphia	ip	h	r	er	bb	so
Coombs (W)	9.0	8	3	3	9	5

**T** – 2:25. **A** – 24,597  
**Umpires** – Rigler, Sheridan, O'Day, Connolly.

**Game 3 — October 20**  
**Philadelphia 12, Chicago 5**

Philadelphia	ab	r	h	bi
Strunk cf	5	1	1	0
Lord lf	4	0	1	0
Collins 2b	5	1	1	0
Baker 3b	5	2	2	2
Davis 1b	3	3	3	0
Murphy rf	5	2	1	3
Barry ss	5	3	3	3
Thomas c	4	0	0	0
Coombs p	5	0	3	3
<b>Totals</b>	<b>41</b>	<b>12</b>	<b>15</b>	<b>11</b>

Chicago	ab	r	h	bi
Sheckard lf	1	2	0	0
Schulte rf	4	0	2	2
Hofman cf	3	1	1	1
Chance 1b	1	0	0	0
Archer 1b	3	0	0	0
Zimmerman 2b	4	0	0	0
Steinfeldt 3b	4	0	0	0
Tinker ss	4	1	3	0
Kling c	4	0	0	0
Reulbach p	0	0	0	0
Beaumont ph	0	1	0	0
McIntire p	0	0	0	0
Pfiester p	2	0	0	0
Needham ph	1	0	0	0
<b>Totals</b>	<b>31</b>	<b>5</b>	<b>6</b>	<b>3</b>

Philadelphia	125	000	400	12	15	1
Chicago	120	000	020	5	6	5

**E** – Baker, Schulte, Hofman, Tinker 2, Steinfeldt. **DP** – Philadelphia 2, Chicago 1. **LOB** – Philadelphia 7, Chicago 4. **2B** – Davis, Barry 2, Coombs, Schulte 2, Tinker. **HR** – Murphy (1). **S** – Lord. **SF** – Hofman. **SB** – Tinker (1). **CS** – Collins, Baker.

Philadelphia	ip	h	r	er	bb	so
Coombs (W)	9.0	6	5	5	4	8
Chicago	ip	h	r	er	bb	so
Reulbach	2.0	3	3	3	2	0
McIntire (L)	0.1	3	4	4	0	0
Pfiester	6.2	9	5	0	1	1

**WP** – Coombs. **HBP** – by McIntire (Davis).  
**T** – 2:07. **A** – 26,210  
**Umpires** – O'Day, Sheridan, Rigler, Connolly.

**Game 4— October 22**  
**Chicago 4, Philadelphia 3 (10)**

**Game 5 — October 23**  
**Philadelphia 7, Chicago 2**

<b>Philadelphia</b>	<b>ab</b>	<b>r</b>	<b>h</b>	<b>bi</b>	<b>Philadelphia</b>	<b>ab</b>	<b>r</b>	<b>h</b>	<b>bi</b>
Strunk cf	5	0	2	1	Hartsel lf	5	2	1	0
Lord lf	5	0	0	0	Lord cf	4	1	1	1
Collins 2b	5	1	1	0	Collins 2b	5	0	3	2
Baker 3b	4	1	3	0	Baker 3b	5	1	0	0
Davis 1b	3	0	1	0	Davis 1b	3	1	0	0
Murphy rf	4	0	2	2	Murphy rf	4	2	2	1
Barry ss	4	0	0	0	Barry ss	2	0	0	0
Thomas c	4	0	1	0	Lapp c	4	0	1	1
Bender p	3	1	1	0	Coombs p	4	0	1	0
<b>Totals</b>	<b>37</b>	<b>3</b>	<b>11</b>	<b>3</b>	<b>Totals</b>	<b>36</b>	<b>7</b>	<b>9</b>	<b>5</b>

<b>Chicago</b>	<b>ab</b>	<b>r</b>	<b>h</b>	<b>bi</b>	<b>Chicago</b>	<b>ab</b>	<b>r</b>	<b>h</b>	<b>bi</b>
Sheckard lf	4	1	1	1	Sheckard lf	4	1	2	0
Schulte rf	4	2	2	0	Schulte rf	4	0	1	0
Hofman cf	3	0	2	1	Hofman cf	3	0	0	0
Chance 1b	4	0	2	2	Chance 1b	4	1	2	1
Zimmerman 2b	4	0	1	0	Zimmerman 2b	3	0	2	0
Steinfeldt 3b	4	0	0	0	Steinfeldt 3b	4	0	1	1
Tinker ss	3	0	0	0	Tinker ss	4	0	0	0
Archer c	4	1	1	0	Archer c	4	0	1	0
Cole p	2	0	0	0	Brown p	3	0	0	0
Kling ph	1	0	0	0	Kling ph	1	0	0	0
Kane pr	0	0	0	0	<b>Totals</b>	<b>34</b>	<b>2</b>	<b>9</b>	<b>2</b>
Brown p	1	0	0	0	Philadelphia	100	010	050	7 9 1
<b>Totals</b>	<b>34</b>	<b>4</b>	<b>9</b>	<b>4</b>	Chicago	010	000	010	2 9 2

Philadelphia 001 200 000 0 3 11 3  
 Chicago 100 100 001 1 4 9 1

**E** – Baker, Collins, Brown, Davis. **DP** – Philadelphia 2, Chicago 1. **LOB** – Philadelphia 10, Chicago 4. **2B** – Baker, Davis, Murphy, Schulte, Archer. **3B** – Strunk, Chance. **S** – Davis, Murphy, Hofman. **SB** – Sheckard (1). **CS** – Baker, Schulte, Zimmerman, Tinker.

<b>Philadelphia</b>	<b>ip</b>	<b>h</b>	<b>r</b>	<b>er</b>	<b>bb</b>	<b>so</b>
Bender (L)	9.2	9	4	4	2	6
<b>Chicago</b>	<b>ip</b>	<b>h</b>	<b>r</b>	<b>er</b>	<b>bb</b>	<b>so</b>
Cole	8.0	10	3	3	3	5
Brown (W)	2.0	1	0	0	0	1

**HBP** – by Cole (Barry).

**T** – 2:14. **A** – 19,150

**Umpires** – Connolly, Rigler, Sheridan, O'Day.

**E** – Baker, Zimmerman, Steinfeldt. **LOB** – Philadelphia 6, Chicago 7. **2B** – Lord, Collins 2, Murphy, Sheckard, Chance. **S** – Barry, Zimmerman. **SB** – Hartsel 2 (2), Collins 2 (4), Zimmerman (1). **CS** – Schulte (2).

<b>Philadelphia</b>	<b>ip</b>	<b>h</b>	<b>r</b>	<b>er</b>	<b>bb</b>	<b>so</b>
Coombs (W)	9.0	9	2	2	1	4
<b>Chicago</b>	<b>ip</b>	<b>h</b>	<b>r</b>	<b>er</b>	<b>bb</b>	<b>so</b>
Brown (L)	9.0	9	7	4	3	7

**WP** – Brown.

**T** – 2:06. **A** – 27,374

**Umpires** – O'Day, Sheridan, Rigler, Connolly.

# 1911 WORLD SERIES

The A's win their second consecutive World Championship as they defeat the New York Giants, four games to two. The A's pitching staff, which consists of Chief Bender, Jack Coombs and Eddie Plank, allows just 13 runs in the series for a 1.29 ERA. Bender goes 2-1 with a 1.04 ERA, Coombs is 1-0 with a 1.35 ERA and Plank is 1-1 with a 1.86 ERA. Frank "Home Run" Baker earns his nickname as he paces the A's offense with a .375 batting average, two home runs and five RBI. Jack Barry hits .368 and the A's offense hits .244 with 27 runs scored in the six games.

The A's lose Game 1 at New York by a 2-1 score as Bender strikes out 11 in eight innings in a complete game effort but loses to Christy Mathewson who tosses a six-hitter. The A's then win each of the next three games, beginning with a 3-1 win at Philadelphia in Game 2. Plank tosses a five-hitter and Baker breaks a 1-1 tie with a two-run home run in the sixth inning. Game 3 lasts 11 innings at New York and the A's are 3-2 winners. Trailing 1-0 entering the ninth inning, Baker homers to tie the game and the A's score two in the 11th for the win. Coombs goes the distance, allowing just three hits in 11 innings. The series is delayed for seven days because of rain but it resumes with a 4-2 A's win in Philadelphia in Game 4. Bender tosses a seven-hitter, Barry has three hits and Eddie Collins, Danny Murphy and Baker have two hits each. The A's lead 3-0 after six innings in Game 5 but the Giants score once in the bottom of the seventh, twice in the ninth and once in the 10th for the win. The A's then wrap up the series with a 13-2 win at Philadelphia, scoring seven times in the seventh inning. Murphy has four hits, Bris Lord adds three and Bender tosses a four-hitter.

## FINAL STATISTICS

PLAYER	AVG	G	AB	R	H	TB	2B	3B	HR	RBI	SH	SF	HP	BB	IBB	SO	SB	CS	DP	E	SLG	OBP
Baker	.375	6	24	7	9	17	2	0	2	5	0	0	0	1	-	5	0	1	0	2	.708	.400
Barry	.368	6	19	2	7	11	4	0	0	2	2	1	0	0	-	2	2	1	0	3	.579	.350
Bender	.091	3	11	0	1	1	0	0	0	0	0	0	0	0	-	1	0	0	0	0	.091	.091
Collins	.286	6	21	4	6	7	1	0	0	1	2	0	0	2	-	3	2	0	0	4	.333	.348
Coombs	.250	2	8	1	2	2	0	0	0	0	0	0	0	0	-	0	0	0	0	0	.250	.250
Davis	.208	6	24	3	5	6	1	0	0	5	0	0	0	0	-	3	0	1	0	0	.250	.208
Lapp	.250	2	8	1	2	2	0	0	0	0	0	0	0	0	-	1	0	0	0	0	.250	.250
Lord	.185	6	27	2	5	7	2	0	1	0	0	0	0	0	-	5	0	0	0	0	.259	.185
McInnis	—	1	0	0	0	0	0	0	0	0	0	0	0	0	-	0	0	0	0	0	—	—
Murphy	.304	6	23	4	7	10	3	0	0	3	1	0	0	0	-	3	0	2	0	1	.435	.304
Oldring	.200	6	25	2	5	10	2	0	1	3	2	0	0	0	-	4	0	0	0	1	.400	.200
Plank	.000	2	3	0	0	0	0	0	0	0	0	0	0	0	-	2	0	0	0	0	.000	.000
Strunk	—	1	0	0	0	0	0	0	0	0	0	0	0	0	-	0	0	0	0	0	—	—
Thomas	.083	4	12	1	1	1	0	0	0	1	0	1	0	1	-	2	0	1	0	0	.083	.143
<b>Totals</b>	<b>.244</b>	<b>6</b>	<b>205</b>	<b>27</b>	<b>50</b>	<b>74</b>	<b>15</b>	<b>0</b>	<b>3</b>	<b>21</b>	<b>7</b>	<b>2</b>	<b>0</b>	<b>4</b>	<b>-</b>	<b>31</b>	<b>4</b>	<b>6</b>	<b>0</b>	<b>11</b>	<b>.361</b>	<b>.256</b>

PITCHER	W	L	ERA	G	GS	CG	GF	SHO	SV	IP	H	R	ER	HR	HB	BB	IBB	SO	WP	BK	AVG
Bender	2	1	1.04	3	3	3	0	0	-	26.0	16	6	3	0	1	8	-	20	1	0	.172
Coombs	1	0	1.35	2	2	1	0	0	-	20.0	11	5	3	0	1	6	-	16	0	0	.175
Plank	1	1	1.86	2	1	1	1	0	-	9.2	6	2	2	0	1	0	-	8	0	0	.182
<b>Totals</b>	<b>4</b>	<b>2</b>	<b>1.29</b>	<b>6</b>	<b>6</b>	<b>5</b>	<b>1</b>	<b>0</b>	<b>-</b>	<b>55.2</b>	<b>33</b>	<b>13</b>	<b>8</b>	<b>0</b>	<b>3</b>	<b>14</b>	<b>-</b>	<b>44</b>	<b>1</b>	<b>0</b>	<b>.175</b>

**Game 1 – October 14**  
New York 2, Philadelphia 1

**Game 2 – October 16**  
Philadelphia 3, New York 1

**Game 3 – October 17**  
Philadelphia 3, New York 2 (11)

Philadelphia	ab	r	h	bi	New York	ab	r	h	bi	Philadelphia	ab	r	h	bi
Lord lf	4	0	0	0	Devore lf	4	0	0	0	Lord lf	5	0	0	0
Oldring cf	4	0	2	0	Doyle 2b	4	0	0	0	Oldring cf	5	0	0	0
Collins 2b	3	0	0	0	Snodgrass cf	3	0	2	0	Collins 2b	5	1	2	0
Baker 3b	4	1	2	0	Murray rf	4	0	0	0	Baker 3b	5	2	2	1
Murphy rf	3	0	0	0	Merkle 1b	3	0	1	0	Murphy rf	5	0	0	1
Davis 1b	4	0	1	1	Herzog 3b	3	1	1	0	Davis 1b	5	0	2	1
Barry ss	3	0	0	0	Fletcher ss	3	0	0	0	Barry ss	3	0	2	0
Thomas c	3	0	0	0	Meyers c	3	0	1	1	Lapp c	4	0	1	0
Bender p	3	0	1	0	Marquard p	2	0	0	0	Coombs p	4	0	0	0
<b>Totals</b>	<b>31</b>	<b>1</b>	<b>6</b>	<b>1</b>	<b>Totals</b>	<b>30</b>	<b>1</b>	<b>5</b>	<b>1</b>	<b>Totals</b>	<b>41</b>	<b>3</b>	<b>9</b>	<b>3</b>

New York	ab	r	h	bi
Devore lf	3	0	1	1
Doyle 2b	3	0	1	0
Snodgrass cf	2	1	0	0
Murray rf	3	0	0	0
Merkle 1b	4	0	1	0
Herzog 3b	3	0	0	0
Fletcher ss	4	0	0	0
Meyers c	3	1	1	0
Mathewson p	3	0	1	0
<b>Totals</b>	<b>28</b>	<b>2</b>	<b>5</b>	<b>1</b>

Philadelphia	ab	r	h	bi
Lord lf	4	1	1	0
Oldring cf	3	0	0	0
Collins 2b	3	1	2	0
Baker 3b	3	1	1	2
Murphy rf	3	0	0	0
Davis 1b	3	0	0	0
Barry ss	3	0	0	0
Thomas c	3	0	0	0
Plank p	3	0	0	0
<b>Totals</b>	<b>28</b>	<b>3</b>	<b>4</b>	<b>2</b>

New York	ab	r	h	bi
Devore lf	4	0	0	1
Doyle 2b	4	0	0	0
Snodgrass cf	3	0	0	0
Murray rf	2	0	0	0
Merkle 1b	3	0	0	0
Herzog 3b	3	1	1	0
Fletcher ss	4	0	0	0
Meyers c	4	1	1	0
Mathewson p	3	0	1	0
Becker ph	1	0	0	0
<b>Totals</b>	<b>31</b>	<b>2</b>	<b>3</b>	<b>1</b>

Philadelphia	010	000	000	1	6	2
New York	000	100	10x	2	5	0

New York	010	000	000	1	5	3
Philadelphia	100	002	00x	3	4	0

Philadelphia	000	000	001	02	3	9	2
New York	001	000	000	01	2	3	5

**E** – Baker, Collins. **LOB** – Philadelphia 5, New York 8. **2B** – Oldring 2, Devore, Meyers. **S** – Murphy, Murray. **SB** – Doyle (1). **CS** – Baker, Snodgrass 2.

**E** – Devore, Merkle, Murray. **LOB** – New York 3, Philadelphia 2. **2B** – Herzog, Collins. **HR** – Baker (1). **S** – Oldring.

**E** – Fletcher 2, Herzog 3, Collins 2. **DP** – New York 1. **LOB** – Philadelphia 6, New York 1. **2B** – Barry, Herzog. **HR** – Baker (2). **S** – Barry, Murray. **SB** – Collins (1), Barry (1). **CS** – Davis, Devore, Murray, Merkle, Herzog, Becker.

Philadelphia	ip	h	r	er	bb	so
Bender (L)	8.0	5	2	1	4	11
<b>New York</b>	<b>ip</b>	<b>h</b>	<b>r</b>	<b>er</b>	<b>bb</b>	<b>so</b>
Mathewson (W)	9.0	6	1	1	1	5

New York	ip	h	r	er	bb	so
Marquard (L)	7.0	4	3	2	0	4
Crandall	1.0	0	0	0	0	2
<b>Philadelphia</b>	<b>ip</b>	<b>h</b>	<b>r</b>	<b>er</b>	<b>bb</b>	<b>so</b>
Plank (W)	9.0	5	1	1	0	8

Philadelphia	ip	h	r	er	bb	so
Coombs (W)	11.0	3	2	1	4	7
<b>New York</b>	<b>ip</b>	<b>h</b>	<b>r</b>	<b>er</b>	<b>bb</b>	<b>so</b>
Mathewson (L)	11.0	9	3	1	0	3

**PB** – Meyers. **HBP** – by Bender (Snodgrass).  
**T** – 2:12. **A** – 38,281  
**Umpires** – Klem, Dinneen, Brennan, Connolly.

**WP** – Marquard. **HBP** – by Plank (Snodgrass).  
**T** – 1:52. **A** – 26,286  
**Umpires** – Connolly, Brennan, Klem, Dinneen.

**T** – 2:25. **A** – 37,216  
**Umpires** – Brennan, Connolly, Klem, Dinneen.

**Game 4 – October 24**  
Philadelphia 4, New York 2

New York	ab	r	h	bi
Devore lf	4	1	2	0
Doyle 2b	3	1	1	1
Snodgrass cf	3	0	0	1
Murray rf	4	0	0	0
Merkle 1b	4	0	1	0
Herzog 3b	4	0	0	0
Fletcher ss	4	0	2	0
Meyers c	4	0	1	0
Mathewson p	1	0	0	0
Becker ph	1	0	0	0
Wiltse p	0	0	0	0
<b>Totals</b>	<b>32</b>	<b>2</b>	<b>7</b>	<b>2</b>

Philadelphia	ab	r	h	bi
Lord lf	4	0	1	0
Oldring cf	3	0	0	0
Collins 2b	3	1	2	0
Baker 3b	3	1	2	1
Murphy rf	4	1	2	1
Davis 1b	4	1	1	1
Barry ss	4	0	3	0
Thomas c	3	0	0	1
Bender p	4	0	0	0
<b>Totals</b>	<b>32</b>	<b>4</b>	<b>11</b>	<b>4</b>

New York	200	000	000	2	7	3
Philadelphia	000	310	00x	4	11	1

E – Fletcher, Baker, Murray, Mathewson.  
**DP** – Philadelphia 1. **LOB** – New York 6, Philadelphia 8. **2B** – Merkle, Meyers, Baker 2, Murphy 2, Davis, Barry 2. **3B** – Doyle. **S** – Oldring, Collins. **SF** – Snodgrass, Thomas. **CS** – Murphy.

New York	ip	h	r	er	bb	so
Mathewson (L)	7.0	10	4	4	1	5
Wiltse	1.0	1	0	0	0	1
<b>Philadelphia</b>	<b>ip</b>	<b>h</b>	<b>r</b>	<b>er</b>	<b>bb</b>	<b>so</b>
Bender (W)	9.0	7	2	2	2	4

T – 1:49. **A** – 24,355  
**Umpires** – Dinneen, Klem, Connolly, Brennan.

**Game 5 – October 25**  
New York 4, Philadelphia 3 (10)

Philadelphia	ab	r	h	bi
Lord lf	5	0	0	0
Oldring cf	5	1	2	3
Collins 2b	3	0	0	0
Baker 3b	4	0	0	0
Murphy rf	4	0	1	0
Davis 1b	4	0	0	0
Barry ss	4	0	1	0
Lapp c	4	1	1	0
Coombs p	4	1	2	0
Strunk pr	0	0	0	0
Plank p	0	0	0	0
<b>Totals</b>	<b>37</b>	<b>3</b>	<b>7</b>	<b>3</b>

New York	ab	r	h	bi
Devore lf	5	0	1	1
Doyle 2b	5	1	4	0
Snodgrass cf	4	0	0	0
Murray rf	5	0	0	0
Merkle 1b	2	1	0	1
Herzog 3b	4	0	1	0
Fletcher ss	4	1	1	0
Meyers c	3	0	1	1
Marquard p	0	0	0	0
Becker ph	1	0	0	0
Ames p	1	0	0	0
Crandall ph-p	1	1	1	1
<b>Totals</b>	<b>35</b>	<b>4</b>	<b>9</b>	<b>4</b>

Philadelphia	003	000	000	0	3	7	1
New York	000	000	102	1	4	9	2

E – Fletcher, Doyle, Collins. **DP** – Philadelphia 1, New York 1. **LOB** – Philadelphia 5, New York 6. **2B** – Doyle 2, Fletcher, Crandall. **HR** – Oldring (1). **S** – Snodgrass. **SF** – Merkle, Meyers. **SB** – Collins (2), Barry (2), Doyle (2), Herzog (1). **CS** – Murphy, Barry, Devore, Meyers.

Philadelphia	ip	h	r	er	bb	so
Coombs	9.0	8	3	2	2	9
Plank (L)	0.2	1	1	1	0	0
<b>New York</b>	<b>ip</b>	<b>h</b>	<b>r</b>	<b>er</b>	<b>bb</b>	<b>so</b>
Marquard	3.0	3	3	0	1	2
Ames	4.0	2	0	0	0	2
Crandall (W)	3.0	2	0	0	0	0

**WP** – Crandall. **HBP** – by Coombs (Merkle).  
T – 2:33. **A** – 33,228  
**Umpires** – Klem, Dinneen, Connolly, Brennan.

**Game 6 – October 26**  
Philadelphia 13, New York 2

New York	ab	r	h	bi
Devore lf	4	0	0	0
Doyle 2b	4	1	1	0
Snodgrass cf	4	0	0	0
Murray rf	3	0	0	0
Merkle 1b	4	0	0	0
Herzog 3b	4	1	1	0
Fletcher ss	4	0	0	1
Meyers c	3	0	1	0
Wilson c	1	0	0	0
Ames p	1	0	1	0
Crandall ph	0	0	0	0
Wiltse p	1	0	0	0
Marquard p	0	0	0	0
<b>Totals</b>	<b>33</b>	<b>2</b>	<b>4</b>	<b>1</b>

Philadelphia	ab	r	h	bi
Lord lf	5	1	3	1
Oldring cf	5	1	1	0
Collins 2b	4	1	0	1
Baker 3b	5	2	2	1
Murphy rf	4	3	4	1
Davis 1b	4	2	1	2
McInnis 1b	0	0	0	0
Barry ss	2	2	1	2
Thomas c	3	1	1	0
Bender p	4	0	0	0
<b>Totals</b>	<b>36</b>	<b>13</b>	<b>13</b>	<b>8</b>

New York	100	000	001	2	4	3
Philadelphia	001	401	70x	13	13	5

E – Barry 3, Merkle, Murray, Oldring, Ames, Murphy. **LOB** – New York 6, Philadelphia 3. **2B** – Doyle, Lord 2, Murphy, Barry. **S** – Collins, Barry. **SF** – Barry. **SB** – Herzog (2). **CS** – Devore, Thomas.

New York	ip	h	r	er	bb	so
Ames (L)	4.0	4	5	2	1	4
Wiltse	2.1	7	8	7	0	1
Marquard	1.2	2	0	0	0	2
<b>Philadelphia</b>	<b>ip</b>	<b>h</b>	<b>r</b>	<b>er</b>	<b>bb</b>	<b>so</b>
Bender (W)	9.0	4	2	0	2	5

**WP** – Bender, Marquard.  
T – 2:12. **A** – 20,485  
**Umpires** – Connolly, Brennan, Klem, Dinneen.

# 1913 WORLD SERIES

The A's win their third World Championship over a four-year span as they defeat the New York Giants, four games to one. The A's use just three pitchers in the series with all going the distance, including Chief Bender, who wins Games 1 and 4, and Eddie Plank, who posts a 1-1 record and a 0.95 ERA. Frank Baker paces the A's offense with a .450 batting average and matches Wally Schang for the team-lead with seven RBI. Eddie Collins hits .421 and steals three bases.

Bender allows 11 hits in Game 1 at New York, but the A's defeat the Giants, 6-4. Collins goes 3 for 3 and scores three runs and Baker is 3 for 4 with three RBI, including a two-run home run. The A's lone loss comes in a Game 2 at Philadelphia, a 3-0 decision in 10 innings. Plank tosses nine shutout innings before allowing three runs in the top of the 10th, while Christy Mathewson blanks the A's on eight hits. The series returns to Philadelphia for Game 3 and the A's score five times in the first two innings en route to an 8-2 win. Collins has his second three-hit game of the series and drives in three runs and Joe Bush tosses a five hitter. The A's take a 6-0 lead into the seventh inning of Game 4 at Philadelphia and hold on to win 6-5. Jack Barry has three hits and Schang goes 2 for 2 with four RBI. The A's then clinch the series at New York with a 3-1 win in Game 5 as Plank tosses a two-hitter, allowing just one unearned run in the fifth inning. The A's score early again as Baker has a sacrifice fly in the first inning and a RBI single in the A's two-run third.

## FINAL STATISTICS

PLAYER	AVG	G	AB	R	H	TB	2B	3B	HR	RBI	SH	SF	HP	BB	IBB	SO	SB	CS	DP	E	SLG	OBP
Baker	.450	5	20	2	9	12	0	0	1	7	0	1	0	0	-	2	1	1	0	1	.600	.429
Barry	.300	5	20	3	6	9	3	0	0	1	0	0	0	0	-	0	0	0	0	1	.450	.300
Bender	.000	2	8	0	0	0	0	0	0	1	0	0	0	0	-	1	0	0	0	0	.000	.000
Bush	.250	1	4	0	1	1	0	0	0	0	0	0	0	0	-	1	0	0	0	0	.250	.250
Collins	.421	5	19	5	8	12	0	2	0	3	2	0	0	1	-	2	3	0	0	1	.632	.450
Lapp	.250	1	4	0	1	1	0	0	0	0	0	0	0	0	-	1	0	0	0	0	.250	.250
McInnis	.118	5	17	1	2	3	1	0	0	2	2	1	0	0	-	2	0	0	0	0	.176	.111
Murphy	.227	5	22	2	5	5	0	0	0	0	0	0	0	2	-	0	0	1	0	0	.227	.292
Oldring	.273	5	22	5	6	8	0	1	0	0	0	0	0	0	-	1	1	0	0	0	.364	.273
Plank	.143	2	7	0	1	1	0	0	0	0	0	0	0	0	-	0	0	0	0	1	.143	.143
Schang	.357	4	14	2	5	10	0	1	1	7	0	0	0	2	-	4	0	0	0	1	.714	.438
Strunk	.118	5	17	3	2	2	0	0	0	0	1	0	0	2	-	2	0	0	0	0	.118	.211
<b>Totals</b>	<b>.264</b>	<b>5</b>	<b>174</b>	<b>23</b>	<b>46</b>	<b>64</b>	<b>4</b>	<b>4</b>	<b>2</b>	<b>21</b>	<b>5</b>	<b>2</b>	<b>0</b>	<b>7</b>	<b>-</b>	<b>16</b>	<b>5</b>	<b>2</b>	<b>0</b>	<b>5</b>	<b>.368</b>	<b>.290</b>

PITCHER	W	L	ERA	G	GS	CG	GF	SHO	SV	IP	H	R	ER	HR	HB	BB	IBB	SO	WP	BK	AVG
Bender	2	0	4.00	2	2	2	0	0	-	18.0	19	9	8	1	1	1	-	9	0	0	.271
Bush	1	0	1.00	1	1	1	0	0	-	9.0	5	2	1	0	1	4	-	3	0	0	.172
Plank	1	1	0.95	2	2	2	0	0	-	19.0	9	4	2	0	1	3	-	7	0	0	.138
<b>Totals</b>	<b>4</b>	<b>1</b>	<b>2.15</b>	<b>5</b>	<b>5</b>	<b>5</b>	<b>0</b>	<b>0</b>	<b>-</b>	<b>46.0</b>	<b>33</b>	<b>15</b>	<b>11</b>	<b>1</b>	<b>3</b>	<b>8</b>	<b>-</b>	<b>19</b>	<b>0</b>	<b>0</b>	<b>.201</b>



**Game 1 – October 7**  
**Philadelphia 6, New York 4**

Philadelphia	ab	r	h	bi
Murphy rf	4	0	1	0
Oldring lf	4	0	1	0
Collins 2b	3	3	3	0
Baker 3b	4	1	3	3
McInnis 1b	3	0	1	1
Strunk cf	4	1	0	0
Barry ss	4	1	1	0
Schang c	4	0	1	2
Bender p	4	0	0	0
<b>Totals</b>	<b>34</b>	<b>6</b>	<b>11</b>	<b>6</b>

New York	ab	r	h	bi
Shafer cf	5	0	1	0
Doyle 2b	4	1	2	2
Fletcher ss	4	0	2	1
Burns lf	4	0	1	1
Herzog 3b	4	0	0	0
Murray rf	4	0	2	0
Meyers c	4	0	0	0
Merkle 1b	4	2	2	0
Marquard p	0	0	0	0
McCormick	1	1	1	0
Crandall p	1	0	0	0
Tesreau p	0	0	0	0
McLean ph	1	0	0	0
<b>Totals</b>	<b>36</b>	<b>4</b>	<b>11</b>	<b>4</b>

Philadelphia	000	320	010	6	11	1
New York	001	030	000	4	11	0

**E** – Barry. **DP** – Philadelphia 1. **LOB** – Philadelphia 4, New York 6. **2B** – McInnis, Barry, Burns. **3B** – Collins. **HR** – Baker (1). **S** – McInnis, Marquard. **SB** – Collins (1). **CS** – Murphy, Baker, Fletcher.

Philadelphia	ip	h	r	er	bb	so
Bender (W)	9.0	11	4	3	0	4
<b>New York</b>	<b>ip</b>	<b>h</b>	<b>r</b>	<b>er</b>	<b>bb</b>	<b>so</b>
Marquard (L)	5.0	8	5	5	1	1
Crandall	2.0	3	1	1	0	1
Tesreau	2.0	0	0	0	1	1

Crandall pitched to three batters in the 8th  
**T** – 2:06. **A** – 36,291  
**Umpires** – Klem, Egan, Rigler, Connolly.

**Game 2 – October 8**  
**New York 3, Philadelphia 0 (10)**

New York	ab	r	h	bi
Herzog 3b	5	1	0	0
Doyle 2b	4	0	0	0
Fletcher ss	5	0	2	2
Burns lf	4	0	0	0
Shafer cf	5	0	0	0
Murray rf	4	0	0	0
McLean c	4	0	2	0
Grant pr	0	1	0	0
Wilson c	0	0	0	0
Snodgrass 1b	1	0	1	0
Wiltse pr-1b	2	0	0	0
Mathewson p	3	1	2	1
<b>Totals</b>	<b>37</b>	<b>3</b>	<b>7</b>	<b>3</b>

Philadelphia	ab	r	h	bi
Murphy rf	5	0	0	0
Oldring lf	5	0	1	0
Collins 2b	4	0	1	0
Baker 3b	5	0	2	0
McInnis 1b	4	0	0	0
Strunk cf	3	0	1	0
Barry ss	4	0	1	0
Lapp c	4	0	1	0
Plank p	4	0	1	0
<b>Totals</b>	<b>38</b>	<b>0</b>	<b>8</b>	<b>0</b>

New York	000	000	000	3	3	7	2
Philadelphia	000	000	000	0	0	8	2

**E** – Baker, Doyle 2, Collins. **LOB** – New York 8, Philadelphia 10. **S** – Collins, Wiltse. **CS** – Shafer.

New York	ip	h	r	er	bb	so
Mathewson (W)	10.0	8	0	0	1	5
<b>Philadelphia</b>	<b>ip</b>	<b>h</b>	<b>r</b>	<b>er</b>	<b>bb</b>	<b>so</b>
Plank (L)	10.0	7	3	2	2	6

**HBP** – by Plank (Doyle).  
**T** – 2:22. **A** – 20,563  
**Umpires** – Connolly, Rigler, Klem, Egan.

**Game 3 – October 9**  
**Philadelphia 8, New York 2**

Philadelphia	ab	r	h	bi
Murphy rf	5	1	2	0
Oldring lf	5	3	2	0
Collins 2b	5	2	3	3
Baker 3b	4	1	2	2
McInnis 1b	4	0	0	0
Strunk cf	4	0	0	0
Barry ss	4	0	1	0
Schang c	4	1	1	1
Bush p	4	0	1	0
<b>Totals</b>	<b>39</b>	<b>8</b>	<b>12</b>	<b>6</b>

New York	ab	r	h	bi
Herzog 3b	4	0	0	0
Doyle 2b	4	0	1	0
Fletcher ss	2	0	1	0
Burns lf	4	0	0	0
Shafer cf	3	1	1	0
Murray rf	3	1	1	1
McLean c	2	0	1	1
Cooper pr	0	0	0	0
Wilson c	2	0	0	0
Merkle 1b	2	0	0	0
Wiltse pr-1b	0	0	0	0
Tesreau p	2	0	0	0
Crandall p	1	0	0	0
<b>Totals</b>	<b>29</b>	<b>2</b>	<b>5</b>	<b>2</b>

Philadelphia	320	000	210	8	12	1
New York	000	010	100	2	5	1

**E** – Schang, Fletcher. **DP** – Philadelphia 3, New York 1. **LOB** – Philadelphia 4, New York 5. **2B** – Shafer. **3B** – Collins. **HR** – Schang (1). **SB** – Oldring (1), Collins (2), Baker (1), Fletcher (1), Murray (1), Cooper (1). **CS** – Murray.

Philadelphia	ip	h	r	er	bb	so
Bush (W)	9.0	5	2	1	4	3
<b>New York</b>	<b>ip</b>	<b>h</b>	<b>r</b>	<b>er</b>	<b>bb</b>	<b>so</b>
Tesreau (L)	6.1	11	7	6	0	3
Crandall	2.2	1	1	1	0	1

**HBP** – by Bush (Fletcher).  
**T** – 2:11. **A** – 36,896  
**Umpires** – Rigler, Connolly, Klem, Egan.

**Game 4 – October 10**  
**Philadelphia 6, New York 5**

**Game 5 – October 11**  
**Philadelphia 3, New York 1**

<b>New York</b>	<b>ab</b>	<b>r</b>	<b>h</b>	<b>bi</b>	<b>Philadelphia</b>	<b>ab</b>	<b>r</b>	<b>h</b>	<b>bi</b>
Snodgrass cf	2	0	0	0	Murphy rf	3	1	2	0
Herzog 3b	2	0	1	0	Oldring lf	4	2	0	0
Doyle 2b	4	0	0	0	Collins 2b	3	0	1	0
Fletcher ss	4	1	0	0	Baker 3b	3	0	2	2
Burns lf	4	2	2	1	McInnis 1b	2	0	0	1
Shafer 3b-cf	4	0	1	1	Strunk cf	4	0	0	0
Murray rf	2	1	1	0	Barry ss	4	0	0	0
McLean c	2	0	2	0	Schang c	4	0	1	0
Cooper pr	0	0	0	0	Plank p	3	0	0	0
Wilson c	1	0	0	0	<b>Totals</b>	<b>30</b>	<b>3</b>	<b>6</b>	<b>3</b>
Crandall ph	1	0	0	0					
Merkle 1b	4	1	1	3	<b>New York</b>	<b>ab</b>	<b>r</b>	<b>h</b>	<b>bi</b>
Demaree p	1	0	0	0	Herzog 3b	4	0	0	0
McCormick ph	1	0	0	0	Doyle 2b	4	0	0	0
Marquard p	1	0	0	0	Fletcher ss	3	0	0	0
Grant ph	1	0	0	0	Burns lf	3	0	0	0
<b>Totals</b>	<b>34</b>	<b>5</b>	<b>8</b>	<b>5</b>	Shafer cf	2	1	0	0

<b>Philadelphia</b>	<b>ab</b>	<b>r</b>	<b>h</b>	<b>bi</b>	<b>New York</b>	<b>ab</b>	<b>r</b>	<b>h</b>	<b>bi</b>
Murphy rf	5	0	0	0	Herzog 3b	4	0	0	0
Oldring lf	4	0	2	0	Doyle 2b	4	0	0	0
Collins 2b	4	0	0	0	Fletcher ss	3	0	0	0
Baker 3b	4	0	0	0	Burns lf	3	0	0	0
McInnis 1b	4	1	1	0	Shafer cf	2	1	0	0
Strunk cf	2	2	1	0	Murray rf	3	0	0	0
Barry ss	4	2	3	1	McLean c	3	0	1	1
Schang c	2	1	2	4	Merkle 1b	3	0	0	0
Bender p	4	0	0	1	Mathewson p	2	0	1	0
<b>Totals</b>	<b>33</b>	<b>6</b>	<b>9</b>	<b>6</b>	Crandall ph	1	0	0	0

Philadelphia	102	000	000	3	6	1
New York	000	010	000	1	2	2

E – Plank, Doyle, Burns. DP – Philadelphia 2. LOB – Philadelphia 5, New York 1. SH – Collins, McInnis. SF – Baker, McInnis.

New York	000	000	320	5	8	2
Philadelphia	010	320	00x	6	9	0

E – Merkle 2. LOB – New York 4, Philadelphia 7. 2B – Burns, Barry 2. 3B – Shafer, Oldring. HR – Merkle (1). SB – Burns (1), Murray (2), Collins (3). CS – Cooper. SH – Strunk.

<b>New York</b>	<b>ip</b>	<b>h</b>	<b>r</b>	<b>er</b>	<b>bb</b>	<b>so</b>
Demaree (L)	4.0	7	4	2	1	0
Marquard	4.0	2	2	2	2	2
<b>Philadelphia</b>	<b>ip</b>	<b>h</b>	<b>r</b>	<b>er</b>	<b>bb</b>	<b>so</b>
Bender (W)	9.0	8	5	5	1	5

HBP – by Bender (Murray). PB – McLean.

T – 2:09. A – 20,568

Umpires – Egan, Clem, Connolly, Rigler.

<b>Philadelphia</b>	<b>ip</b>	<b>h</b>	<b>r</b>	<b>er</b>	<b>bb</b>	<b>so</b>
Plank (W)	9.0	2	1	0	1	1
<b>New York</b>	<b>ip</b>	<b>h</b>	<b>r</b>	<b>er</b>	<b>bb</b>	<b>so</b>
Mathewson (L)	9.0	6	3	2	1	2

T – 1:39. A – 36,632

Umpires – Klem, Egan, Rigler, Connolly.

# 1914 WORLD SERIES

The A's return to the World Series for the fourth time in five years but are swept in four games by the Boston Braves. The pitching staff posts a 3.41 ERA in the series, including 1.00 by Eddie Plank. The offense is held to a .172 batting average and scores just six runs in the four games. Frank Baker leads the A's with four hits in the series.

The A's drop a 7-1 decision in Game 1 at Philadelphia as Dick Rudolph limits the A's to an unearned run in the second inning. Chief Bender takes the loss, allowing six runs in 5.1 innings. Bill James shuts out the A's 1-0 in Game 2, yielding just two hits. The game is scoreless over the first eight innings before Plank allows a Les Mann RBI single with two outs in the top of the ninth. The series moves to Boston for Game 3, a 5-4 A's loss in 12 innings. The score is tied at 2-2 when Frank Baker delivers a two-run single in the top of the 10th inning. Joe Bush, who goes the distance for the A's, then allows two runs in the bottom of the 10th. Bush takes the loss when his own throwing error on a Herbie Moran sacrifice bunt attempt in the 12th allows the winning run to score. The A's then drop a 3-1 decision in Game 4 as Rudolph again holds the A's to just one run. Starting pitcher Bob Shawkey allows three runs in 5.0 innings for the loss.

## FINAL STATISTICS

PLAYER	AVG	G	AB	R	H	TB	2B	3B	HR	RBI	SH	SF	HP	BB	IBB	SO	SB	CS	DP	E	SLG	OBP
Baker	.250	4	16	0	4	6	2	0	0	2	0	0	0	1	-	3	0	0	1	0	.375	.294
Barry	.071	4	14	1	1	1	0	0	0	0	0	0	0	1	-	3	1	0	0	1	.071	.133
Bender	.000	1	2	0	0	0	0	0	0	0	0	0	0	0	-	0	0	0	0	0	.000	.000
Bush	.000	1	5	0	0	0	0	0	0	0	0	0	0	0	-	2	0	0	0	1	.000	.000
Collins	.214	4	14	0	3	3	0	0	0	1	0	1	0	2	-	1	1	0	0	0	.214	.294
Lapp	.000	1	1	0	0	0	0	0	0	0	0	0	0	0	-	0	0	0	0	0	.000	.000
McInnis	.143	4	14	2	2	3	1	0	0	0	0	0	0	3	-	3	0	0	0	0	.214	.294
Murphy	.188	4	16	2	3	5	2	0	0	0	0	0	0	2	-	2	0	1	1	0	.313	.278
Oldring	.067	4	15	0	1	1	0	0	0	0	2	0	0	0	-	5	0	1	0	0	.067	.067
Pennock	.000	1	1	0	0	0	0	0	0	0	0	0	0	0	-	0	0	0	0	0	.000	.000
Plank	.000	1	2	0	0	0	0	0	0	0	0	0	0	0	-	1	0	0	0	0	.000	.000
Schang	.167	4	12	1	2	3	1	0	0	0	0	0	0	1	-	4	0	1	0	1	.250	.231
Shawkey	.500	1	2	0	1	2	1	0	0	1	0	0	0	0	-	1	0	0	0	0	1.000	.500
Strunk	.286	2	7	0	2	2	0	0	0	0	0	0	0	0	-	2	0	0	0	0	.286	.286
Walsh	.333	3	6	0	2	3	1	0	0	1	0	0	0	3	-	1	0	0	0	0	.500	.556
Wyckoff	1.000	1	1	0	1	2	1	0	0	0	0	0	0	0	-	0	0	0	0	0	2.000	1.000
<b>Totals</b>	<b>.172</b>	<b>4</b>	<b>128</b>	<b>6</b>	<b>22</b>	<b>31</b>	<b>9</b>	<b>0</b>	<b>0</b>	<b>5</b>	<b>2</b>	<b>1</b>	<b>0</b>	<b>13</b>	<b>-</b>	<b>28</b>	<b>2</b>	<b>3</b>	<b>2</b>	<b>3</b>	<b>.242</b>	<b>.246</b>

PITCHER	W	L	ERA	G	GS	CG	GF	SHO	SV	IP	H	R	ER	HR	HB	BB	IBB	SO	WP	BK	AVG	
Bender	0	1	10.13	1	1	0	0	0	-	5.1	8	6	6	0	0	2	-	3	0	0	.381	
Bush	0	1	3.27	1	1	0	0	0	-	11.0	9	5	4	1	0	4	-	4	0	0	.225	
Pennock	0	0	0.00	1	0	0	1	0	-	3.0	2	0	0	0	0	0	0	2	-	3	0	.200
Plank	0	1	1.00	1	1	0	0	0	-	9.0	7	1	1	0	1	4	-	6	0	0	.212	
Shawkey	0	1	3.60	1	1	0	0	0	-	5.0	4	3	2	0	0	2	-	0	0	0	.222	
Wyckoff	0	0	2.45	1	0	0	1	0	-	3.2	3	1	1	0	0	1	-	2	0	0	.231	
<b>Totals</b>	<b>0</b>	<b>4</b>	<b>3.41</b>	<b>4</b>	<b>4</b>	<b>2</b>	<b>2</b>	<b>0</b>	<b>-</b>	<b>37.0</b>	<b>33</b>	<b>16</b>	<b>14</b>	<b>1</b>	<b>1</b>	<b>15</b>	<b>-</b>	<b>18</b>	<b>0</b>	<b>0</b>	<b>.244</b>	

**Game 1 – October 9**  
Boston 7, Philadelphia 1

**Game 2 – October 10**  
Boston 1, Philadelphia 0

**Game 3 – October 12**  
Boston 5, Philadelphia 4 (12)

Boston					Boston					Philadelphia				
ab	r	h	bi		ab	r	h	bi		ab	r	h	bi	
Moran rf	5	0	0	0	Mann rf	5	0	2	1	Murphy rf	5	2	2	0
Evers 2b	4	1	1	0	Evers 2b	4	0	2	0	Oldring lf	5	0	0	0
Connolly lf	3	1	1	0	Cather lf	5	0	0	0	Collins 2b	4	0	1	1
Whitted cf	3	2	1	2	Whitted cf	3	0	0	0	Baker 3b	5	0	2	2
Schmidt 1b	4	1	2	1	Schmidt 1b	4	0	1	0	McInnis 1b	5	1	1	0
Gowdy c	3	2	3	1	Gowdy c	2	0	0	0	Walsh cf	4	0	1	1
Maranville ss	4	0	2	2	Maranville ss	2	0	1	0	Barry ss	5	0	0	0
Deal 3b	4	0	0	0	Deal 3b	4	1	1	0	Schang c	4	1	1	0
Rudolph p	4	0	1	0	James p	4	0	0	0	Bush p	5	0	0	0
<b>Totals</b>	<b>34</b>	<b>7</b>	<b>11</b>	<b>6</b>	<b>Totals</b>	<b>33</b>	<b>1</b>	<b>7</b>	<b>1</b>	<b>Totals</b>	<b>42</b>	<b>4</b>	<b>8</b>	<b>4</b>

Philadelphia					Philadelphia					Boston				
ab	r	h	bi		ab	r	h	bi		ab	r	h	bi	
Murphy rf	4	0	1	0	Murphy rf	3	0	0	0	Moran rf	4	1	0	0
Oldring lf	3	0	0	0	Oldring lf	3	0	0	0	Evers 2b	5	0	3	0
Collins 2b	3	0	0	0	Collins 2b	3	0	1	0	Connolly lf	4	0	0	1
Baker 3b	4	0	1	0	Baker 3b	3	0	0	0	Whitted cf	5	0	0	0
McInnis 1b	2	1	0	0	McInnis 1b	3	0	0	0	Schmidt 1b	5	1	1	0
Strunk cf	4	0	2	0	Strunk cf	3	0	0	0	Deal 3b	5	0	1	0
Barry ss	4	0	0	0	Barry ss	2	0	0	0	Maranville ss	4	1	1	1
Schang c	2	0	0	0	Schang c	3	0	1	0	Gowdy c	4	1	3	2
Lapp c	1	0	0	0	Plank p	2	0	0	0	Mann pr	0	1	0	0
Bender p	2	0	0	0	Walsh ph	0	0	0	0	Tyler p	3	0	0	0
Wycoff p	1	0	1	0	<b>Totals</b>	<b>25</b>	<b>0</b>	<b>2</b>	<b>0</b>	Devore ph	1	0	0	0
<b>Totals</b>	<b>30</b>	<b>1</b>	<b>5</b>	<b>0</b>	<b>Totals</b>	<b>25</b>	<b>0</b>	<b>2</b>	<b>0</b>	James p	0	0	0	0

Boston	020	013	010	7	11	2
Philadelphia	010	000	000	1	5	0

Boston	000	000	001	1	7	1
Philadelphia	000	000	000	0	2	1

Boston	000	000	200	4	8	2	
Philadelphia	010	100	000	201	5	9	1

**E** – Evers, Moran. **DP** – Boston 1, Philadelphia 4. **LOB** – Boston 3, Philadelphia 6. **2B** – Gowdy, Baker, Wyckoff. **3B** – Whitted, Gowdy. **SB** – Moran (1), Schmidt (1), Gowdy (1). **SH** – Oldring.

**E** – Maranville, Barry. **DP** – Boston 1, Philadelphia 11, Philadelphia 1. **2B** – Deal, Schang. **S** – Maranville. **SB** – Deal 2 (2), Barry (1). **CS** – Evers, Murphy, Schang.

Philadelphia 100 100 000 200 4 8 2  
Boston 010 100 000 201 5 9 1  
no outs when winning run scored.

Boston	ip	h	r	er	bb	so
Rudolph (W)	9.0	5	1	0	3	8
Philadelphia	ip	h	r	er	bb	so
Bender (L)	5.1	8	6	6	2	3
Wyckoff	3.2	3	1	1	1	2

Boston	ip	h	r	er	bb	so
James (W)	9.0	2	0	0	3	8
Philadelphia	ip	h	r	er	bb	so
Plank (L)	9.0	7	1	1	4	6

**E** – Bush, Schang, Connolly. **DP** – Boston 1. **LOB** – Philadelphia 10, Boston 8. **2B** – Murphy 2, Baker, McInnis, Deal, Gowdy 2. **HR** – Gowdy (1). **SH** – Oldring, Moran. **SF** – Collins, Connolly. **SB** – Collins (1), Evers (1), Maranville 2 (2). **CS** – Maranville.

**T** – 1:58. **A** – 20,562

**HBP** – by Plank (Maranville). **PB** – Schang.

**T** – 1:56. **A** – 20,562

**Umpires** – Dinneen, Klem, Byron, Hildebrand.

**Umpires** – Hildebrand, Byron, Klem, Dinneen.

Philadelphia	ip	h	r	er	bb	so
Bush (L)	11.0	9	5	4	4	4
Boston	ip	h	r	er	bb	so
Tyler	10.0	8	4	4	3	4
James (W)	2.0	0	0	0	3	1

Bush pitcher to three batters in the 12th  
**T** – 3:06. **A** – 35,520

**Umpires** – Klem, Dinneen, Byron, Hildebrand.

**Game 4 – October 13**  
**Boston 3, Philadelphia 1**

<b>Philadelphia</b>	<b>ab</b>	<b>r</b>	<b>h</b>	<b>bi</b>
Murphy rf	4	0	0	0
Oldring lf	4	0	1	0
Collins 2b	4	0	1	0
Baker 3b	4	0	1	0
McInnis 1b	4	0	1	0
Walsh cf	2	0	1	0
Barry ss	3	1	1	0
Schang c	3	0	0	0
Shawkey p	2	0	1	1
Pennock p	1	0	0	0
<b>Totals</b>	<b>31</b>	<b>1</b>	<b>7</b>	<b>1</b>

<b>Boston</b>	<b>ab</b>	<b>r</b>	<b>h</b>	<b>bi</b>
Moran rf	4	1	1	0
Evers 2b	3	1	1	2
Connolly lf	2	0	0	0
Mann ph-1f	2	0	0	0
Whitted cf	3	0	2	0
Schmidt 1b	4	0	1	1
Gowdy c	2	0	0	0
Maranville ss	3	0	0	0
Deal 3b	3	0	0	0
Rudolph p	2	1	1	0
<b>Totals</b>	<b>28</b>	<b>3</b>	<b>6</b>	<b>3</b>

Philadelphia	000	010	000	1	7	0
Boston	000	120	00x	3	6	0

**LOB** – Philadelphia 4, Boston 5. **2B** – Walsh, Shawkey, Moran. **SB** – Whitted (1). **CS** – Oldring, Schmidt.

<b>Philadelphia</b>	<b>ip</b>	<b>h</b>	<b>r</b>	<b>er</b>	<b>bb</b>	<b>so</b>
Shawkey (L)	5.0	4	3	3	2	0
Pennock	3.0	2	0	0	2	3
<b>Boston</b>	<b>ip</b>	<b>h</b>	<b>r</b>	<b>er</b>	<b>bb</b>	<b>so</b>
Rudolph (W)	9.0	7	1	1	1	7

**WP** – Rudolph. **PB** – Schang.

**T** – 1:49. **A** – 34,362

**Umpires** – Byron, Hildebrand, Klem, Dineen

# 1929 WORLD SERIES

The A's return to the World Series for the first time in 15 years and win their fourth World Championship, besting the Chicago Cubs four games to one. The pitching staff posts a 2.40 ERA, including 1.42 by Howard Ehmke. The offense hits .281 and scores 26 runs in the five-game series. Jimmy Dykes hits .421 and Mickey Cochrane adds a .400 batting average. Jimmie Foxx, Mule Haas and Al Simmons all hit two home runs each.

Ehmke strikes out 13 and tosses an eight-hitter in the opener as the A's win 3-1 at Chicago. Foxx breaks a scoreless tie with a solo home run in the seventh inning and the A's have a 3-0 lead before Ehmke allows an unearned run in the bottom of the ninth. In Game 2, Simmons drives in four runs and Foxx is 3 for 5 with three RBI and his second home run in a 9-3 victory. The series moves to Philadelphia for Game 3 when the A's lose their only game of the series, 3-1. George Earnshaw goes the distance and strikes out 10, after tossing 4.2 innings two days earlier. The A's fall behind 8-0 in Game 4 before scoring 10 times in the bottom of the seventh inning to win, 10-8. Haas and Simmons both homer in the inning and Haas and Jimmy Dykes drive in three runs each as the A's send 15 batters to the plate. Philadelphia then clinches the series with a 3-2 win in Game 5. Ehmke allows two runs in 3.2 innings before Rube Walberg comes on to pitch 5.1 innings of scoreless relief. The A's trail 2-0 entering the bottom of the ninth before Haas hits a two-run home run to tie the game. Bing Miller then has a walk-off double to drive in Simmons and win the series.

## FINAL STATISTICS

PLAYER	AVG	G	AB	R	H	TB	2B	3B	HR	RBI	SH	SF	HP	BB	IBB	SO	SB	CS	DP	E	SLG	OBP
Bishop	.190	5	21	2	4	4	0	0	0	1	0	0	0	2	-	3	0	0	0	0	.190	.261
Boley	.235	5	17	1	4	4	0	0	0	1	3	0	0	0	-	3	0	0	1	0	.235	.235
Burns	.000	1	2	0	0	0	0	0	0	0	0	0	0	0	-	1	0	0	0	0	.000	.000
Cochrane	.400	5	15	5	6	7	1	0	0	0	0	0	0	7	-	0	0	0	1	0	.467	.591
Dykes	.421	5	19	2	8	9	1	0	4	0	0	0	1	-	1	0	0	0	0	2	.474	.450
Earnshaw	.000	2	5	1	0	0	0	0	0	1	0	0	0	-	4	0	0	0	0	0	.000	.000
Ehmke	.200	2	5	0	1	1	0	0	0	0	0	0	0	-	0	0	0	0	0	0	.200	.200
Foxx	.350	5	20	5	7	14	1	0	2	5	0	0	0	1	-	1	0	0	2	0	.700	.381
French	.000	1	1	0	0	0	0	0	0	0	0	0	0	-	1	0	0	0	0	0	.000	.000
Grove	.000	2	2	0	0	0	0	0	0	0	0	0	0	-	1	0	0	0	0	0	.000	.000
Haas	.238	5	21	3	5	11	0	0	2	6	1	0	0	1	-	3	0	0	0	0	.524	.273
Miller	.368	5	19	1	7	8	1	0	4	1	0	1	0	-	2	0	2	0	1	0	.421	.400
Quinn	.000	1	2	0	0	0	0	0	0	0	0	0	0	-	2	0	0	0	0	0	.000	.000
Simmons	.300	5	20	6	6	13	1	0	2	5	0	1	0	1	-	4	0	0	0	0	.650	.318
Summa	.000	1	1	0	0	0	0	0	0	0	0	0	0	-	1	0	0	0	0	0	.000	.000
Walberg	.000	2	1	0	0	0	0	0	0	0	0	0	0	-	0	0	0	0	0	1	.000	.000
<b>Totals</b>	<b>.281</b>	<b>5</b>	<b>171</b>	<b>26</b>	<b>48</b>	<b>71</b>	<b>5</b>	<b>0</b>	<b>6</b>	<b>26</b>	<b>6</b>	<b>1</b>	<b>1</b>	<b>13</b>	<b>-</b>	<b>27</b>	<b>0</b>	<b>2</b>	<b>4</b>	<b>4</b>	<b>.415</b>	<b>.333</b>

PITCHER	W	L	ERA	G	GS	CG	GF	SHO	SV	IP	H	R	ER	HR	HB	BB	IBB	SO	WP	BK	AVG
Earnshaw	1	1	2.63	2	2	1	0	0	-	13.2	14	6	4	0	0	6	-	17	0	0	.250
Ehmke	1	0	1.42	2	2	1	0	0	-	12.2	14	3	2	0	0	3	-	13	0	0	.286
Grove	0	0	0.00	2	0	0	2	0	-	6.1	3	0	0	0	0	1	-	10	0	0	.143
Quinn	0	0	9.00	1	1	0	0	0	-	5.0	7	6	5	1	0	2	-	2	0	0	.318
Rommel	1	0	9.00	1	0	0	0	0	-	1.0	2	1	1	0	0	1	-	0	0	0	.500
Walberg	1	0	0.00	2	0	0	1	0	-	6.1	3	1	0	0	0	0	-	8	0	0	.143
<b>Totals</b>	<b>4</b>	<b>1</b>	<b>2.40</b>	<b>5</b>	<b>5</b>	<b>2</b>	<b>3</b>	<b>0</b>	<b>-</b>	<b>45.0</b>	<b>43</b>	<b>17</b>	<b>12</b>	<b>1</b>	<b>0</b>	<b>13</b>	<b>-</b>	<b>50</b>	<b>0</b>	<b>0</b>	<b>.249</b>

**Game 1 – October 8**  
Philadelphia 3, Chicago 1

Philadelphia	ab	r	h	bi
Bishop 2b	4	0	0	0
Haas cf	3	0	0	0
Cochrane c	3	1	1	0
Simmons lf	4	1	0	0
Foxx 1b	4	1	2	1
Miller rf	4	0	1	2
Dykes 3b	4	0	1	0
Boley ss	4	0	0	0
Ehmke p	4	0	1	0
<b>Totals</b>	<b>34</b>	<b>3</b>	<b>6</b>	<b>3</b>

Chicago	ab	r	h	bi
McMillan 3b	4	0	1	0
English ss	4	0	2	0
Hornsby 2b	4	0	0	0
Wilson cf	4	0	0	0
Cuyler rf	4	1	1	0
Stephenson lf	4	0	2	1
Grimm 1b	2	0	2	0
Taylor c	2	0	0	0
Heathcote ph	1	0	0	0
Gonzalez c	0	0	0	0
Blair ph	1	0	0	0
Root p	2	0	0	0
Hartnett ph	1	0	0	0
Bush p	0	0	0	0
Tolson ph	1	0	0	0
<b>Totals</b>	<b>34</b>	<b>1</b>	<b>8</b>	<b>1</b>

Philadelphia	000	000	102	3	6	1
Chicago	000	000	001	1	8	2

E – Dykes, English 2. DP – Chicago 1. LOB – Philadelphia 6, Chicago 8. 2B – English. HR – Foxx (1). CS – Grimm. SH – Grimm.

Philadelphia	ip	h	r	er	bb	so
Ehmke (W)	9.0	8	1	0	1	13
<b>Chicago</b>	<b>ip</b>	<b>h</b>	<b>r</b>	<b>er</b>	<b>bb</b>	<b>so</b>
Root (L)	7.0	3	1	1	2	5
Bush	2	3	2	0	0	0

T – 2:03. A – 50,740

Umpires – Klem, Dinneen, Moran, Van Graflan.

**Game 2 – October 9**  
Philadelphia 9, Chicago 3

Philadelphia	ab	r	h	bi
Bishop 2b	4	0	0	0
Haas cf	5	1	1	1
Cochrane c	2	2	1	0
Simmons lf	4	2	2	4
Foxx 1b	5	2	3	3
Miller rf	4	0	1	0
Dykes 3b	4	1	3	1
Boley ss	3	0	1	0
Earnshaw p	3	1	0	0
Grove p	2	0	0	0
<b>Totals</b>	<b>36</b>	<b>9</b>	<b>12</b>	<b>9</b>

Chicago	ab	r	h	bi
McMillan 3b	4	0	0	0
English ss	5	0	1	0
Hornsby 2b	4	1	1	0
Wilson cf	3	1	3	0
Cuyler rf	4	0	0	0
Stephenson lf	5	1	1	1
Grimm 1b	4	0	2	1
Taylor c	4	0	2	1
Malone p	1	0	0	0
Blake p	1	0	1	0
Heathcote ph	0	0	0	0
Hartnett ph	1	0	0	0
Carlson p	0	0	0	0
Gonzalez ph	1	0	0	0
Nehf p	0	0	0	0
<b>Totals</b>	<b>37</b>	<b>3</b>	<b>11</b>	<b>3</b>

Philadelphia	003	300	120	9	12	0
Chicago	000	030	000	3	11	1

E – English. DP – Philadelphia 1, Chicago 1. LOB – Philadelphia 9, Chicago 12. 2B – Foxx, English. HR – Simmons (1), Foxx (2). SH – Miller, Boley 2.

Philadelphia	ip	h	r	er	bb	so
Earnshaw (W)	4.2	8	3	3	4	7
Grove	4.1	3	0	0	1	6
<b>Chicago</b>	<b>ip</b>	<b>h</b>	<b>r</b>	<b>er</b>	<b>bb</b>	<b>so</b>
Malone (L)	3.2	5	6	3	5	5
Blake	1.1	2	0	0	0	1
Carlson	3	5	3	3	1	2
Nehf	1.0	0	0	0	0	0

T – 2:29. A – 49,987

Umpires – Dinneen, Moran, Van Graflan, Klem.

**Game 3 – October 11**  
Chicago 3, Philadelphia 1

Chicago	ab	r	h	bi
McMillan 3b	4	0	0	0
English ss	4	1	0	0
Hornsby 2b	4	1	2	1
Wilson cf	3	0	2	0
Cuyler rf	4	0	1	2
Stephenson lf	4	0	1	0
Grimm 1b	4	0	0	0
Taylor c	4	0	0	0
Bush p	3	1	0	0
<b>Totals</b>	<b>34</b>	<b>3</b>	<b>6</b>	<b>3</b>

Philadelphia	ab	r	h	bi
Bishop 2b	4	0	1	0
Haas cf	5	0	2	0
Cochrane c	3	1	2	0
Simmons lf	3	0	0	0
Foxx 1b	4	0	0	0
Miller rf	4	0	1	1
Dykes 3b	4	0	1	0
Boley ss	4	0	2	0
Earnshaw p	2	0	0	0
Summa ph	1	0	0	0
<b>Totals</b>	<b>34</b>	<b>1</b>	<b>9</b>	<b>1</b>

Chicago	000	003	000	3	6	1
Philadelphia	000	010	000	1	9	1

E – English, Dykes. LOB – Chicago 6, Philadelphia 10. 2B – Hornsby, Stephenson. 3B – Wilson. CS – Miller. SH – Earnshaw. SF – Simmons.

Chicago	ip	h	r	er	bb	so
Bush (W)	9.0	9	1	1	2	4
<b>Philadelphia</b>	<b>ip</b>	<b>h</b>	<b>r</b>	<b>er</b>	<b>bb</b>	<b>so</b>
Earnshaw (L)	9.0	6	3	1	2	10

WP – Bush.

T – 2:09. A – 29,921

Umpires – Moran, Van Graflan, Klem, Dinneen.



**Game 4 – October 12**  
**Philadelphia 10, Chicago 8**

**Game 5 – October 14**  
**Philadelphia 3, Chicago 2**

Chicago	ab	r	h	bi
McMillan 3b	4	0	0	0
English ss	4	0	0	0
Hornsby 2b	5	2	2	0
Wilson cf	3	1	2	0
Cuyler rf	4	2	3	2
Stephenson lf	4	1	1	1
Grimm 1b	4	2	2	2
Taylor c	3	0	0	1
Root p	3	0	0	0
Nehf p	0	0	0	0
Blake p	0	0	0	0
Malone p	0	0	0	0
Hartnett ph	1	0	0	0
Carlson p	0	0	0	0
<b>Totals</b>	<b>35</b>	<b>8</b>	<b>10</b>	<b>6</b>

Philadelphia	ab	r	h	bi
Bishop 2b	5	1	2	1
Haas cf	4	1	1	3
Cochrane c	4	1	2	0
Simmons lf	5	2	2	1
Foxx 1b	4	2	2	1
Miller rf	3	1	2	0
Dykes 3b	4	1	3	3
Boley ss	3	1	1	1
Quinn p	2	0	0	0
Walberg p	0	0	0	0
Rommel p	0	0	0	0
Burns ph	2	0	0	0
Grove p	0	0	0	0
<b>Totals</b>	<b>36</b>	<b>10</b>	<b>15</b>	<b>10</b>

Chicago 000 205 100 8 10 2  
 Philadelphia 000 000 (10)0x 10 15 2

**E** – Wilson, Cuyler, Miller, Walberg. **DP** – Philadelphia 1. **LOB** – Chicago 4, Philadelphia 6. **2B** – Cochrane, Dykes. **3B** – Hornsby. **HR** – Grimm (1), Haas (1), Simmons (2). **CS** – Miller. **SH** – Haas, Boley. **SF** – Taylor.

Chicago	ip	h	r	er	bb	so
Root	6.1	9	6	6	0	3
Nehf	0.0	1	2	2	1	0
Blake (L)	0.0	2	2	2	0	0
Malone	0.2	1	0	0	0	2
Carlson	1.0	2	0	0	0	1
<b>Philadelphia</b>	<b>ip</b>	<b>h</b>	<b>r</b>	<b>er</b>	<b>bb</b>	<b>so</b>
Quinn	5.0	7	6	5	2	2
Walberg	1.0	1	1	0	0	2
Rommel (W)	1.0	2	1	1	1	0
Grove	2.0	0	0	0	0	4

Nehf pitched to two batters in the seventh; Blake pitched to two batters in the seventh.

**HBP** – by Malone (Miller).

**T** – 2:12. **A** – 29,921

**Umpires** – Van Graftan, Klem, Dinneen, Moran.

Chicago	ab	r	h	bi
McMillan 3b	4	0	1	0
English ss	4	0	1	0
Hornsby 2b	4	0	0	0
Wilson cf	4	0	1	0
Cuyler rf	4	1	1	0
Stephenson lf	2	1	1	0
Grimm 1b	4	0	1	1
Taylor c	4	0	1	1
Malone p	3	0	1	0
<b>Totals</b>	<b>33</b>	<b>2</b>	<b>8</b>	<b>2</b>

Philadelphia	ab	r	h	bi
Bishop 2b	4	1	1	0
Haas cf	4	1	1	2
Cochrane c	3	0	0	0
Simmons lf	4	1	2	0
Foxx 1b	3	0	0	0
Miller rf	4	0	2	1
Dykes 3b	3	0	0	0
Boley ss	3	0	0	0
Ehmke p	1	0	0	0
Walberg p	1	0	0	0
French ph	1	0	0	0
<b>Totals</b>	<b>31</b>	<b>3</b>	<b>6</b>	<b>3</b>

Two outs when winning run scored  
 Chicago 000 200 000 2 8 1  
 Philadelphia 000 000 003 3 6 0

**E** – Hornsby. **DP** – Chicago 2. **LOB** – Chicago 6, Philadelphia 4. **2B** – Cuyler, Malone, Simmons, Miller. **HR** – Haas (2). **SB** – McMillan (1). **CS** – English, Cuyler.

Chicago	ip	h	r	er	bb	so
Malone (L)	8.2	6	3	3	2	4
<b>Philadelphia</b>	<b>ip</b>	<b>h</b>	<b>r</b>	<b>er</b>	<b>bb</b>	<b>so</b>
Ehmke	3.2	6	2	2	2	0
Walberg (W)	5.1	2	0	0	0	6

**T** – 1:42. **A** – 29,921

**Umpires** – Klem, Dinneen, Moran, Van Graftan.

# 1930 WORLD SERIES

The Athletics win back-to-back World Series for the second time, defeating St. Louis four games to two. The pitching staff allows 12 runs in the six-game series for a 1.73 ERA. George Earnshaw goes 2-0 with a 0.72 ERA in three starts and Lefty Grove picks up the other two wins, posting a 1.42 ERA in three games, two starts. Offensively, the A's hit just .197 but add six home runs. Al Simmons hits .364 with two home runs and Jimmie Foxx bats .333. Mickey Cochrane adds two home runs and Jimmy Dykes drives in a team-best five runs.

Grove tosses a complete game in Game 1, a 5-2 A's win at Philadelphia. The A's are held to just five hits in the game, including a pair of solo home runs by Simmons and Cochrane. Earnshaw fires a six-hitter in the A's 6-1 win in Game 2. Simmons has two hits and Cochrane homers again, a solo shot in the first inning. The Cardinals win Game 3 in St. Louis as Bill Hallahan shuts out the A's on seven hits in a 5-0 win. Jesse Haines four-hits the A's in a 3-1 loss in Game 4 to even the series at two games each. Earnshaw and Grove then combine on a three-hit shutout in a 2-0 win in Game 5. Foxx hits a two-run home run in the ninth inning to account for all the scoring. The series returned to Philadelphia for Game 6 and the A's win their fifth and final World Championship in Philadelphia with a 7-1 victory. Earnshaw tosses a complete-game five-hitter and Dykes and Simmons both homer.

## FINAL STATISTICS

PLAYER	AVG	G	AB	R	H	TB	2B	3B	HR	RBI	SH	SF	HP	BB	IBB	SO	SB	CS	DP	E	SLG	OBP
Bishop	.222	6	18	5	4	4	0	0	0	0	0	0	1	7	-	3	0	0	0	0	.222	.462
Boley	.095	6	21	1	2	2	0	0	0	1	1	0	0	0	-	1	0	0	0	1	.095	.095
Cochrane	.222	6	18	5	4	11	1	0	2	4	0	1	0	5	-	2	0	1	0	1	.611	.375
Dykes	.222	6	18	2	4	10	3	0	1	5	2	0	0	5	-	3	0	0	0	1	.556	.391
Earnshaw	.000	3	9	0	0	0	0	0	0	0	0	0	0	0	-	5	0	0	0	0	.000	.000
Foxx	.333	6	21	3	7	14	2	1	1	3	0	0	0	2	-	4	0	0	1	0	.667	.391
Grove	.000	3	6	0	0	0	0	0	0	0	0	0	0	0	-	3	0	0	0	0	.000	.000
Haas	.111	6	18	1	2	4	0	1	0	1	0	1	0	1	-	3	0	1	1	0	.222	.150
McNair	.000	1	1	0	0	0	0	0	0	0	0	0	0	0	-	0	0	0	0	0	.000	.000
Miller	.143	6	21	0	3	5	2	0	0	3	1	1	0	0	-	4	0	0	0	0	.238	.136
Moore	.333	3	3	0	1	1	0	0	0	0	0	0	0	1	-	1	0	0	0	0	.333	.500
Shores	—	1	0	0	0	0	0	0	0	0	0	0	0	1	-	0	0	0	0	0	—	1.000
Simmons	.364	6	22	4	8	16	2	0	2	4	0	0	0	2	-	2	0	0	1	0	.727	.417
Walberg	.000	1	2	0	0	0	0	0	0	0	0	0	0	0	-	1	0	0	0	0	.000	.000
<b>Totals</b>	<b>.197</b>	<b>6</b>	<b>178</b>	<b>21</b>	<b>35</b>	<b>67</b>	<b>10</b>	<b>2</b>	<b>6</b>	<b>21</b>	<b>4</b>	<b>3</b>	<b>1</b>	<b>24</b>	<b>-</b>	<b>32</b>	<b>0</b>	<b>2</b>	<b>3</b>	<b>3</b>	<b>.376</b>	<b>.291</b>

PITCHER	W	L	ERA	G	GS	CG	GF	SHO	SV	IP	H	R	ER	HR	HB	BB	IBB	SO	WP	BK	AVG
Earnshaw	2	0	0.72	3	3	2	0	0	-	25.0	13	2	2	1	0	7	-	19	0	0	.149
Grove	2	1	1.42	3	2	2	1	0	-	19.0	15	5	3	0	0	3	-	10	0	0	.214
Quinn	0	0	4.50	1	0	0	1	0	-	2.0	3	1	1	0	0	0	-	1	0	0	.333
Shores	0	0	13.50	1	0	0	0	0	-	1.1	3	2	2	0	0	0	-	0	0	0	.429
Walberg	0	1	3.86	1	1	0	0	0	-	4.2	4	2	2	1	0	1	-	3	0	0	.235
<b>Totals</b>	<b>4</b>	<b>2</b>	<b>1.73</b>	<b>6</b>	<b>6</b>	<b>4</b>	<b>2</b>	<b>1</b>	<b>-</b>	<b>52.0</b>	<b>38</b>	<b>12</b>	<b>10</b>	<b>2</b>	<b>0</b>	<b>11</b>	<b>-</b>	<b>33</b>	<b>0</b>	<b>0</b>	<b>.200</b>

**Game 1 – October 1**  
**Philadelphia 5, St. Louis 2**

St. Louis	ab	r	h	bi
Douthit cf	4	0	0	1
Adams 3b	3	0	1	1
Frisch 2b	4	0	2	0
Bottomley 1b	4	0	0	0
Hafey lf	4	0	1	0
Blades rf	3	0	0	0
Mancuso c	4	1	1	0
Gelbert ss	4	1	2	0
Grimes p	3	0	2	0
Puccinelli ph	1	0	0	0
<b>Totals</b>	<b>34</b>	<b>2</b>	<b>9</b>	<b>2</b>

Philadelphia	ab	r	h	bi
Bishop 2b	3	1	0	0
Dykes 3b	4	0	1	1
Cochrane c	3	1	1	1
Simmons lf	3	1	1	1
Foxx 1b	3	1	1	0
Miller rf	2	0	0	1
Haas cf	3	1	1	0
Boley ss	2	0	0	1
Grove p	3	0	0	0
<b>Totals</b>	<b>26</b>	<b>5</b>	<b>5</b>	<b>5</b>

St. Louis	002	000	000	2	9	0
Philadelphia	010	101	11x	5	5	0

**LOB** – St. Louis 8, Philadelphia 2. **2B** – Frisch, Hafey, Dykes. **3B** – Foxx, Haas. **HR** – Cochrane (1), Simmons (1). **CS** – Cochrane. **SH** – Boley. **SF** – Douthit, Adams, Miller.

St. Louis	ip	h	r	er	bb	so
Grimes (L)	8.0	5	5	5	3	6
Philadelphia	ip	h	r	er	bb	so
Grove (W)	9.0	9	2	2	1	5

**T** – 1:48. **A** – 32,295

**Umpires** – Moriarty, Rigler, Geisel, Reardon.

**Game 2 – October 2**  
**Philadelphia 6, St. Louis 1**

St. Louis	ab	r	h	bi
Douthit cf	4	0	0	0
Adams 3b	4	0	1	0
Frisch 2b	4	0	1	0
Bottomley 1b	4	0	0	0
Hafey lf	4	0	0	0
Watkins rf	4	1	1	1
Mancuso c	3	0	1	0
Gelbert ss	3	0	1	0
Rhem p	1	0	0	0
Lindsey p	1	0	1	0
Fisher ph	1	0	0	0
Johnson p	0	0	0	0
<b>Totals</b>	<b>33</b>	<b>1</b>	<b>6</b>	<b>1</b>

Philadelphia	ab	r	h	bi
Bishop 2b	2	1	0	0
Dykes 3b	3	0	1	2
Cochrane c	3	2	1	1
Simmons lf	4	2	2	1
Foxx 1b	3	0	1	1
Miller rf	4	0	1	1
Haas cf	4	0	0	0
Boley ss	4	1	1	0
Earnshaw p	3	0	0	0
<b>Totals</b>	<b>30</b>	<b>6</b>	<b>7</b>	<b>6</b>

St. Louis	010	000	000	1	6	2
Philadelphia	202	200	00x	6	7	2

**E** – Rhem, Frisch, Cochrane, Boley. **DP** – St. Louis 1, Philadelphia 1. **LOB** – St. Louis 6, Philadelphia 5. **2B** – Frisch, Dykes, Simmons, Foxx. **HR** – Watkins (1), Cochrane (2). **SB** – Frisch (1). **SH** – Dykes.

St. Louis	ip	h	r	er	bb	so
Rhem (L)	3.1	7	6	4	2	3
Lindsey	2.2	0	0	0	0	2
Johnson	2.0	0	0	0	2	2
Philadelphia	ip	h	r	er	bb	so
Earnshaw (W)	9.0	6	1	1	1	8

**T** – 1:47. **A** – 32,295

**Umpires** – Rigler, Geisel, Reardon, Moriarty.

**Game 3 – October 4**  
**St. Louis 5, Philadelphia 0**

Philadelphia	ab	r	h	bi
Bishop 2b	4	0	3	0
Dykes 3b	4	0	0	0
Cochrane c	2	0	0	0
Simmons lf	4	0	2	0
Foxx 1b	4	0	1	0
Miller rf	4	0	0	0
Haas cf	3	0	0	0
Moore ph	1	0	1	0
Boley ss	4	0	0	0
Walberg p	2	0	0	0
Shores p	0	0	0	0
Quinn p	0	0	0	0
McNair ph	1	0	0	0
<b>Totals</b>	<b>33</b>	<b>0</b>	<b>7</b>	<b>0</b>

St. Louis	ab	r	h	bi
Douthit cf	4	1	2	1
Adams 3b	4	0	0	0
Frisch 2b	4	0	0	0
Bottomley 1b	4	1	1	0
Hafey lf	4	1	2	1
Blades rf	2	1	1	0
Watkins rf	2	1	1	0
Wilson c	4	0	2	2
Gelbert ss	3	0	1	1
Hallahan p	2	0	0	0
<b>Totals</b>	<b>33</b>	<b>5</b>	<b>10</b>	<b>5</b>

Philadelphia	000	000	000	0	7	0
St. Louis	000	110	21x	5	10	0

**DP** – St. Louis 1. **LOB** – Philadelphia 11, St. Louis 5. **2B** – Simmons, Bottomley, Hafey. **HR** – Douthit (1).

Philadelphia	ip	h	r	er	bb	so
Walberg (L)	4.2	4	2	2	1	3
Shores	1.1	3	2	2	0	0
Quinn	2.0	3	1	1	0	1
St. Louis	ip	h	r	er	bb	so
Hallahan (W)	9.0	7	0	0	5	6

Shores pitched to three batters in the seventh

**T** – 1:55. **A** – 36,944

**Umpires** – Geisel, Reardon, Moriarty, Rigler.

**Game 4 – October 5**  
**St. Louis 3, Philadelphia 1**

Philadelphia	ab	r	h	bi
Bishop 2b	3	1	1	0
Dykes 3b	2	0	0	0
Cochrane c	4	0	0	0
Simmons lf	3	0	2	1
Foxx 1b	4	0	1	0
Miller rf	4	0	0	0
Haas cf	3	0	0	0
Boley ss	4	0	0	0
Grove p	3	0	0	0
<b>Totals</b>	<b>30</b>	<b>1</b>	<b>4</b>	<b>1</b>

St. Louis	ab	r	h	bi
Douthit cf	4	0	0	0
Adams 3b	4	0	0	0
Frisch 2b	4	0	0	0
Bottomley 1b	4	0	0	0
Hafey lf	3	1	1	0
Blades rf	3	1	0	0
Wilson c	3	0	1	0
Gelbert ss	2	1	2	1
Haines p	2	0	1	1
<b>Totals</b>	<b>29</b>	<b>3</b>	<b>5</b>	<b>2</b>

Philadelphia	100	000	000	1	4	1
St. Louis	001	200	00x	3	5	1

**E** – Dykes, Frisch. **DP** – St. Louis 1. **LOB** – Philadelphia 7, St. Louis 4. **2B** – Hafey. **3B** – Gelbert. **SH** – Dykes, Haines.

Philadelphia	ip	h	r	er	bb	so
Grove (L)	8.0	5	3	1	1	3
St. Louis	ip	h	r	er	bb	so
Haines (W)	9.0	4	1	1	4	2

**WP** – Haines.

**T** – 1:41. **A** – 39,946

**Umpires** – Reardon, Moriarty, Rigler, Geisel.

**Game 5 – October 6**  
**Philadelphia 2, St. Louis 0**

Philadelphia	ab	r	h	bi
Bishop 2b	4	0	0	0
Dykes 3b	3	0	0	0
Cochrane c	3	1	1	0
Simmons lf	4	0	0	0
Foxx 1b	4	1	2	2
Miller rf	4	0	0	0
Haas cf	4	0	1	0
Boley ss	3	0	1	0
Earnshaw p	2	0	0	0
Moore ph	0	0	0	0
Grove p	0	0	0	0
<b>Totals</b>	<b>31</b>	<b>2</b>	<b>5</b>	<b>2</b>

St. Louis	ab	r	h	bi
Douthit cf	4	0	0	0
Adams 3b	4	0	1	0
Frisch 2b	4	0	1	0
Bottomley 1b	4	0	0	0
Hafey lf	3	0	0	0
Watkins rf	3	0	0	0
Blades ph	0	0	0	0
Wilson c	4	0	1	0
Gelbert ss	2	0	0	0
Grimes p	2	0	0	0
<b>Totals</b>	<b>30</b>	<b>0</b>	<b>3</b>	<b>0</b>

Philadelphia	000	000	002	2	5	0
St. Louis	000	000	000	0	3	1

**E** – Frisch. **DP** – St. Louis 1. **LOB** – Philadelphia 5, St. Louis 8. **2B** – Wilson. **HR** – Foxx (1). **CS** – Haas. **SH** – Grimes.

Philadelphia	ip	h	r	er	bb	so
Earnshaw	7.0	2	0	0	3	5
Grove (W)	2.0	1	0	0	1	2
St. Louis	ip	h	r	er	bb	so
Grimes (L)	9.0	5	2	2	3	7

**T** – 1:58. **A** – 38,844

**Umpires** – Moriarty, Rigler, Geisel, Reardon.

**Game 6 – October 8**  
**Philadelphia 7, St. Louis 1**

St. Louis	ab	r	h	bi
Douthit cf	4	0	0	0
Adams 3b	2	0	0	0
High ph-3b	2	1	1	0
Watkins rf	3	0	0	0
Frisch 2b	4	0	1	0
Hafey lf	4	0	2	1
Bottomley 1b	2	0	0	0
Wilson c	4	0	0	0
Gelbert ss	3	0	0	0
Hallahan p	0	0	0	0
Fisher ph	1	0	1	0
Johnson p	0	0	0	0
Blades ph	1	0	0	0
Lindsey p	0	0	0	0
Orsatti ph	1	0	0	0
Bell p	0	0	0	0
<b>Totals</b>	<b>31</b>	<b>1</b>	<b>5</b>	<b>1</b>

Philadelphia	ab	r	h	bi
Bishop 2b	2	2	0	0
Dykes 3b	2	2	2	2
Cochrane c	3	1	1	2
Simmons cf-1f	4	1	1	1
Foxx 1b	3	1	1	0
Miller rf	3	0	2	1
Moore lf	2	0	0	0
Haas cf	1	0	0	1
Boley ss	4	0	0	0
Earnshaw p	4	0	0	0
<b>Totals</b>	<b>28</b>	<b>7</b>	<b>7</b>	<b>7</b>

St. Louis	000	000	001	1	5	1
Philadelphia	201	211	00x	7	7	0

**E** – Watkins. **DP** – Philadelphia 1. **LOB** – St. Louis 6, Philadelphia 6. **2B** – Hafey 2, Fisher, Dykes, Cochrane, Foxx, Miller 2. **HR** – Dykes (1), Simmons (2). **SH** – Miller. **SF** – Cochrane, Haas.

St. Louis	ip	h	r	er	bb	so
Hallahan (L)	2.0	2	2	2	3	2
Johnson	3.0	4	4	4	1	2
Lindsey	2.0	1	1	1	1	0
Bell	1.0	0	0	0	0	0
Philadelphia	ip	h	r	er	bb	so
Earnshaw (W)	9.0	5	1	1	3	6

**HBP** – by Hallahan (Bishop). **PB** – Wilson.

**T** – 1:46. **A** – 32,295

**Umpires** – Rigler, Geisel, Reardon, Moriarty.

# 1931 WORLD SERIES

The A's and Cardinals meet in the World Series for the second consecutive season but the A's lose in seven games. The pitching staff posts a 2.66 ERA, including 1.88 by George Earnshaw and 2.42 by Lefty Grove, who picks up two of the A's three wins. Earnshaw and Grove both start three games each. The offense hits .220 and scores 22 runs in the seven-game series. Jimmie Foxx hits .348 and Al Simmons bats .333 with two of the A's three home runs and eight RBI.

The series opens in St. Louis and the A's take a 1-0 lead with a 6-2 win in Game 1. Grove goes the distance, allowing 12 hits, and Simmons drives in three runs, including a two-run home run in the seventh. Bill Hallahan tosses a three-hit shutout as the A's lose Game 2, 2-0. The A's then fall behind in the series with a 5-2 loss in Game 3 at Philadelphia. Burleigh Grimes no hits the A's over the first seven innings before Bing Miller singles in the eighth. Al Simmons hits a two-run home run in the ninth for the A's only runs. The A's even the series at two games each with a 3-0 win in Game 4. Earnshaw tosses a two-hit shutout and Foxx hits a solo home run in the sixth. St. Louis wins the final game in Philadelphia, 5-1, but the A's win Game 6 at St. Louis, 8-1 to force a seventh game. In the final game, Grimes again shuts down the A's in a 4-2 win. He does not allow a run over the first eight innings before yielding a pinch hit two-run single to Doc Cramer with two outs in the ninth. Max Bishop comes to the plate as the potential winning run but Hallahan relieves Grimes and gets Bishop to fly out to end the series.

## FINAL STATISTICS

PLAYER	AVG	G	AB	R	H	TB	2B	3B	HR	RBI	SH	SF	HP	BB	IBB	SO	SB	CS	DP	E	SLG	OBP
Bishop	.148	7	27	4	4	4	0	0	0	0	0	0	0	3	-	5	0	0	0	0	.148	.233
Boley	.000	1	1	0	0	0	0	0	0	0	0	0	0	0	-	1	0	0	0	0	.000	.000
Cochrane	.160	7	25	2	4	4	0	0	0	1	0	0	0	5	-	2	0	0	1	1	.160	.300
Cramer	.500	2	2	0	1	1	0	0	0	2	0	0	0	0	-	0	0	0	0	0	.500	.500
Dykes	.227	7	22	2	5	5	0	0	0	2	1	0	0	5	-	1	0	0	1	0	.227	.370
Earnshaw	.000	3	8	0	0	0	0	0	0	0	0	0	0	0	-	2	0	0	2	0	.000	.000
Foxx	.348	7	23	3	8	11	0	0	1	3	0	0	0	6	-	5	0	0	0	1	.478	.483
Grove	.000	3	10	0	0	0	0	0	0	0	0	0	0	0	-	7	0	0	0	0	.000	.000
Haas	.130	7	23	1	3	4	1	0	0	2	2	0	0	3	-	5	0	0	0	0	.174	.231
Heving	.000	1	1	0	0	0	0	0	0	0	0	0	0	0	-	0	0	0	0	0	.000	.000
Hoyt	.000	1	2	0	0	0	0	0	0	0	0	0	0	0	-	0	0	0	0	0	.000	.000
McNair	.000	2	2	1	0	0	0	0	0	0	0	0	0	0	-	1	0	0	0	0	.000	.000
Miller	.269	7	26	3	7	8	1	0	0	1	1	0	1	0	-	4	0	0	0	0	.308	.296
Moore	.333	2	3	0	1	1	0	0	0	0	0	0	0	0	-	1	0	0	0	0	.333	.333
Simmons	.333	7	27	4	9	17	2	0	2	8	0	0	0	3	-	3	0	0	1	0	.630	.400
Todt	-	1	0	0	0	0	0	0	0	0	0	0	0	1	-	0	0	0	0	0	-	1.000
Williams	.320	7	25	2	8	9	1	0	0	1	0	0	0	2	-	9	0	0	0	0	.360	.370
<b>Totals</b>	<b>.220</b>	<b>7</b>	<b>227</b>	<b>22</b>	<b>50</b>	<b>64</b>	<b>5</b>	<b>0</b>	<b>3</b>	<b>20</b>	<b>4</b>	<b>0</b>	<b>1</b>	<b>28</b>	<b>-</b>	<b>46</b>	<b>0</b>	<b>0</b>	<b>5</b>	<b>2</b>	<b>.282</b>	<b>.309</b>

PITCHER	W	L	ERA	G	GS	CG	GF	SHO	SV	IP	H	R	ER	HR	HB	BB	IBB	SO	WP	BK	AVG
Earnshaw	1	2	1.88	3	3	2	0	1	-	24.0	12	6	5	1	0	4	-	20	1	0	.148
Grove	2	1	2.42	3	3	2	0	0	-	26.0	28	7	7	0	0	2	-	16	0	0	.269
Hoyt	0	1	4.50	1	1	0	0	0	-	6.0	7	3	3	1	0	0	-	1	0	0	.292
Mahaffey	0	0	9.00	1	0	0	1	0	-	1.0	1	1	1	0	0	1	-	0	0	0	.250
Rommel	0	0	9.00	1	0	0	1	0	-	1.0	3	1	1	0	0	0	-	0	0	0	.500
Walberg	0	0	3.00	2	0	0	1	0	-	3.0	3	1	1	0	0	2	-	4	0	0	.300
<b>Totals</b>	<b>3</b>	<b>4</b>	<b>2.66</b>	<b>7</b>	<b>7</b>	<b>4</b>	<b>3</b>	<b>1</b>	<b>-</b>	<b>61.0</b>	<b>54</b>	<b>19</b>	<b>18</b>	<b>2</b>	<b>0</b>	<b>9</b>	<b>-</b>	<b>41</b>	<b>1</b>	<b>0</b>	<b>.236</b>

**Game 1 – October 1**  
**Philadelphia 6, St. Louis 2**

Philadelphia	ab	r	h	bi
Bishop 2b	5	1	1	0
Haas cf	5	1	1	1
Cochrane c	4	2	2	0
Simmons lf	4	1	1	3
Foxx 1b	4	0	2	2
Miller rf	4	0	0	0
Dykes 3b	3	0	2	0
Williams ss	4	1	2	0
Grove p	4	0	0	0
<b>Totals</b>	<b>37</b>	<b>6</b>	<b>11</b>	<b>6</b>

St. Louis	ab	r	h	bi
High 3b	4	0	1	0
Mancuso ph	1	0	0	0
Roettger rf	5	1	2	0
Frisch 2b	4	1	2	0
Bottomley 1b	4	0	1	1
Hafey lf	4	0	1	0
Martin cf	4	0	3	1
Wilson c	4	0	0	0
Gelbert ss	4	0	2	0
Derringer p	2	0	0	0
Flowers ph	1	0	0	0
Johnson p	0	0	0	0
Blades ph	1	0	0	0
<b>Totals</b>	<b>38</b>	<b>2</b>	<b>12</b>	<b>2</b>

Philadelphia	004	000	200	6	11	0
St. Louis	200	000	000	2	12	0

**DP** – Philadelphia 1, St. Louis 1. **LOB** – Philadelphia 7, St. Louis 9. **2B** – Haas, Martin, Gelbert. **HR** – Simmons (1). **SB** – Hafey (1), Martin (1).

Philadelphia	ip	h	r	er	bb	so
Grove (W)	9.0	12	2	2	0	7
St. Louis	ip	h	r	er	bb	so
Derringer (L)	7.0	11	6	6	3	9
Johnson	2.0	0	0	0	0	2

**T** – 1:55. **A** – 38,529  
**Umpires** – Klem, Nallin, Stark, McGowan.

**Game 2 – October 2**  
**St. Louis 2, Philadelphia 0**

Philadelphia	ab	r	h	bi
Bishop 2b	5	0	0	0
Haas cf	4	0	1	0
Cochrane c	2	0	0	0
Simmons lf	4	0	0	0
Foxx 1b	2	0	1	0
Miller rf	4	0	1	0
Dykes 3b	2	0	0	0
Williams ss	2	0	0	0
Earnshaw p	3	0	0	0
Moore ph	1	0	0	0
<b>Totals</b>	<b>29</b>	<b>0</b>	<b>3</b>	<b>0</b>

St. Louis	ab	r	h	bi
Flowers 3b	4	0	0	0
Watkins rf	4	0	2	0
Frisch 2b	4	0	1	0
Bottomley 1b	3	0	0	0
Hafey lf	4	0	0	0
Martin cf	3	2	2	0
Wilson c	3	0	0	1
Gelbert ss	2	0	1	1
Hallahan p	2	0	0	0
<b>Totals</b>	<b>29</b>	<b>2</b>	<b>6</b>	<b>2</b>

Philadelphia	000	000	000	0	3	0
St. Louis	010	000	10x	2	6	1

**E** – Wilson. **DP** – St. Louis 1. **LOB** – Philadelphia 10, St. Louis 6. **2B** – Watkins, Frisch, Martin. **SH** – Dykes, Gelbert, Hallahan. **SB** – Martin 2 (3).

Philadelphia	ip	h	r	er	bb	so
Earnshaw (L)	8.0	6	2	2	1	5
St. Louis	ip	h	r	er	bb	so
Hallahan (W)	9.0	3	0	0	7	8

**WP** – Hallahan.  
**T** – 1:49. **A** – 35,947  
**Umpires** – Nallin, Stark, McGowan, Klem.

**Game 3 – October 5**  
**St. Louis 5, Philadelphia 2**

St. Louis	ab	r	h	bi
Adams 3b	3	0	0	0
Flowers 3b	1	0	0	0
Roettger rf	5	0	1	0
Watkins pr-rf	0	1	0	0
Frisch 2b	5	0	1	0
Bottomley 1b	4	1	1	1
Hafey lf	5	1	1	0
Martin cf	4	2	2	0
Wilson c	4	0	3	1
Gelbert ss	4	0	1	1
Grimes p	4	0	2	2
<b>Totals</b>	<b>39</b>	<b>5</b>	<b>12</b>	<b>5</b>

Philadelphia	ab	r	h	bi
Bishop 2b	3	0	0	0
Haas cf	4	0	0	0
Cochrane c	3	0	0	0
McNair pr	0	1	0	0
Simmons lf	4	1	1	2
Foxx 1b	2	0	0	0
Miller rf	3	0	1	0
Dykes 3b	3	0	0	0
Williams ss	3	0	0	0
Grove p	2	0	0	0
Cramer ph	1	0	0	0
Mahaffey p	0	0	0	0
<b>Totals</b>	<b>28</b>	<b>2</b>	<b>2</b>	<b>2</b>

St. Louis	020	200	001	5	12	0
Philadelphia	000	000	002	2	2	0

**DP** – St. Louis 1. **LOB** – St. Louis 9, Philadelphia 3. **2B** – Roettger, Bottomley, Martin. **HR** – Simmons (2).

St. Louis	ip	h	r	er	bb	so
Grimes (W)	9.0	2	2	2	4	5
Philadelphia	ip	h	r	er	bb	so
Grove (L)	8.0	11	4	4	1	2
Mahaffey	1.0	1	1	1	1	0

**T** – 2:10. **A** – 32,295  
**Umpires** – Stark, McGowan, Klem, Nallin.

**Game 4 – October 6**  
**Philadelphia 3, St. Louis 0**

St. Louis	ab	r	h	bi
Flowers 3b	1	0	0	0
High 3b	3	0	0	0
Watkins rf	4	0	0	0
Frisch 2b	3	0	0	0
Bottomley 1b	3	0	0	0
Hafey lf	3	0	0	0
Martin cf	3	0	2	0
Wilson c	3	0	0	0
Gelbert ss	3	0	0	0
Johnson p	2	0	0	0
Lindsey p	0	0	0	0
Collins ph	1	0	0	0
Derringer p	0	0	0	0
<b>Totals</b>	<b>29</b>	<b>0</b>	<b>2</b>	<b>0</b>

Philadelphia	ab	r	h	bi
Bishop 2b	4	1	2	0
Haas cf	3	0	1	0
Cochrane c	3	0	0	0
Simmons lf	4	0	2	1
Foxx 1b	3	1	1	1
Miller rf	4	1	1	0
Dykes 3b	4	0	2	1
Williams ss	4	0	1	0
Earnshaw p	3	0	0	0
<b>Totals</b>	<b>32</b>	<b>3</b>	<b>10</b>	<b>3</b>

St. Louis	000	000	000	0	2	1
Philadelphia	100	002	00x	3	10	0

**E** – Bottomley. **DP** – St. Louis 1. **LOB** – St. Louis 3, Philadelphia 8. **2B** – Martin, Simmons, Miller. **HR** – Foxx (1). **SH** – Haas. **SB** – Frisch (1), Martin (4).

St. Louis	ip	h	r	er	bb	so
Johnson (L)	5.2	9	3	3	1	2
Lindsey	1.1	1	0	0	1	2
Derringer	1.0	0	0	0	0	1
<b>Philadelphia</b>	<b>ip</b>	<b>h</b>	<b>r</b>	<b>er</b>	<b>bb</b>	<b>so</b>
Earnshaw (W)	9.0	2	0	0	1	8

**T** – 1:58. **A** – 32,295

**Umpires** – McGowan, Klem, Nallin, Stark.

**Game 5 – October 7**  
**St. Louis 5, Philadelphia 1**

St. Louis	ab	r	h	bi
Adams 3b	1	0	1	0
High pr-3b	4	1	0	0
Watkins rf	3	1	0	0
Frisch 2b	4	1	2	0
Martin cf	4	1	3	4
Hafey lf	4	0	1	0
Bottomley 1b	4	1	2	0
Wilson c	4	0	2	0
Gelbert ss	4	0	1	1
Hallahan p	4	0	0	0
<b>Totals</b>	<b>36</b>	<b>5</b>	<b>12</b>	<b>5</b>

Philadelphia	ab	r	h	bi
Bishop 2b	2	0	0	0
McNair ph-2b	2	0	0	0
Haas cf	2	0	0	0
Moore ph-lf	2	0	1	0
Cochrane c	4	0	1	0
Simmons lf	4	1	3	0
Foxx 1b	3	0	2	0
Miller rf	4	0	0	1
Dykes 3b	4	0	1	0
Williams ss	4	0	1	0
Hoyt p	2	0	0	0
Walberg p	0	0	0	0
Heving ph	1	0	0	0
Rommel p	0	0	0	0
Boley ph	1	0	0	0
<b>Totals</b>	<b>35</b>	<b>1</b>	<b>9</b>	<b>1</b>

St. Louis	100	002	011	5	12	0
Philadelphia	000	000	100	1	9	0

**DP** – St. Louis 1, Philadelphia 1. **LOB** – St. Louis 5, Philadelphia 8. **2B** – Frisch, Simmons. **HR** – Martin (1). **SB** – Watkins (1). **CS** – Martin, Wilson.

St. Louis	ip	h	r	er	bb	so
Hallahan (W)	9.0	9	1	1	1	4
<b>Philadelphia</b>	<b>ip</b>	<b>h</b>	<b>r</b>	<b>er</b>	<b>bb</b>	<b>so</b>
Hoyt (L)	6.0	7	3	3	0	1
Walberg	2.0	2	1	1	1	2
Rommel	1.0	3	1	1	0	0

**T** – 1:56. **A** – 32,295

**Umpires** – Klem, Nallin, Stark, McGowan.

**Game 6 – October 9**  
**Philadelphia 8, St. Louis 1**

Philadelphia	ab	r	h	bi
Bishop 2b	4	2	1	0
Haas cf	2	0	0	1
Cochrane c	5	0	1	1
Simmons lf	4	1	1	2
Foxx 1b	5	2	2	0
Miller rf	3	1	1	0
Dykes 3b	3	1	0	1
Williams ss	4	1	2	1
Grove p	4	0	0	0
<b>Totals</b>	<b>34</b>	<b>8</b>	<b>8</b>	<b>6</b>

St. Louis	ab	r	h	bi
Flowers 3b	4	1	1	0
Roettger rf	4	0	1	0
Frisch 2b	4	0	1	1
Martin cf	3	0	0	0
Hafey lf	4	0	1	0
Bottomley 1b	4	0	0	0
Wilson c	3	0	0	0
Mancuso c	0	0	0	0
Gelbert ss	3	0	1	0
Derringer p	0	0	0	0
Johnson p	0	0	0	0
Blades ph	1	0	0	0
Lindsey p	0	0	0	0
Collins ph	1	0	0	0
Rhem p	0	0	0	0
<b>Totals</b>	<b>31</b>	<b>1</b>	<b>5</b>	<b>1</b>

Philadelphia	000	040	400	8	8	1
St. Louis	000	001	000	1	5	2

**E** – Cochrane, Flowers, Hafey. **DP** – Philadelphia 1, St. Louis 1. **LOB** – Philadelphia 8, St. Louis 5. **2B** – Williams, Flowers. **SH** – Haas, Miller, Derringer.

Philadelphia	ip	h	r	er	bb	so
Grove (W)	9.0	5	1	1	1	7
<b>St. Louis</b>	<b>ip</b>	<b>h</b>	<b>r</b>	<b>er</b>	<b>bb</b>	<b>so</b>
Derringer (L)	4.2	3	4	0	4	4
Johnson	1.1	1	0	0	0	2
Lindsey	2.0	3	4	2	2	0
Rhem	1.0	1	0	0	0	1

**WP** – Derringer. **HBP** – by Lindsey (Miller).

**T** – 1:57. **A** – 39,401

**Umpires** – Nallin, Stark, McGowan, Klem.

HISTORY



**Game 7 – October 10**  
**St. Louis 4, Philadelphia 2**

<b>Philadelphia</b>	<b>ab</b>	<b>r</b>	<b>h</b>	<b>bi</b>
Bishop 2b	4	0	0	0
Haas cf	3	0	0	0
Cochrane c	4	0	0	0
Simmons lf	3	0	1	0
Foxx 1b	4	0	0	0
Miller rf	4	1	3	0
Dykes 3b	3	1	0	0
Williams ss	4	0	2	0
Earnshaw p	2	0	0	0
Tody ph	0	0	0	0
Walberg p	0	0	0	0
Cramer ph	1	0	1	2
<b>Totals</b>	<b>32</b>	<b>2</b>	<b>7</b>	<b>2</b>

<b>St. Louis</b>	<b>ab</b>	<b>r</b>	<b>h</b>	<b>bi</b>
High 3b	4	2	3	0
Watkins rf	3	2	2	2
Frisch 2b	3	0	0	0
Martin cf	3	0	0	0
Orsatti lf	3	0	0	0
Bottomley 1b	3	0	0	0
Wilson c	2	0	0	0
Gelbert ss	3	0	0	0
Grimes p	3	0	0	0
Hallahan p	0	0	0	0
<b>Totals</b>	<b>27</b>	<b>4</b>	<b>5</b>	<b>2</b>

Philadelphia	000	000	002	2	7	1
St. Louis	202	000	00x	4	5	0

**E** – Foxx. **DP** – Philadelphia 1, St. Louis 1. **LOB** – Philadelphia 8, St. Louis 3.  
**HR** – Watkins (1). **SH** – Frisch. **SB** – Martin (5).

<b>Philadelphia</b>	<b>ip</b>	<b>h</b>	<b>r</b>	<b>er</b>	<b>bb</b>	<b>so</b>
Earnshaw (L)	7.0	4	4	3	2	7
Walberg	1.0	1	0	0	1	2
<b>St. Louis</b>	<b>ip</b>	<b>h</b>	<b>r</b>	<b>er</b>	<b>bb</b>	<b>so</b>
Grimes (W)	8.2	7	2	2	5	6
Hallahan	0.1	0	0	0	0	0

**WP** – Earnshaw.

**T** – 1:57. **A** – 20,805

**Umpires** – Stark, McGowan, Klem, Nal-  
lin.

# 1971 ALCS

In their first trip to the ALCS, the Oakland A's ran into the defending World Champion Baltimore Orioles, losing in three straight games. Touted A's pitchers Vida Blue and Jim "Catfish" Hunter ran into problems during the series, leading to the A's downfall. Offensively, the A's got solid performances out of third baseman Sal Bando and right fielder Reggie Jackson, who hit .364 and .333 respectively.

In Game 1, Vida Blue took a 3-1 lead into the bottom of the seventh before allowing a RBI single to Mark Belanger, a RBI double by Curt Motton and a two-run double by Paul Blair. ALCS MVP Mike Cuellar tossed a complete game six-hitter to defeat the A's in Game 2. Jim Hunter also went the distance for the A's, allowing seven hits, including four home runs. In Game 3, Reggie Jackson homered twice and Sal Bando once but that was the A's only scoring as Jim Palmer tossed a complete game seven-hitter.

## FINAL STATISTICS

PLAYER	AVG	G	AB	R	H	TB	2B	3B	HR	RBI	SH	SF	HP	BB	IBB	SO	SB	CS	DP	E	SLG	OBP
Bando	.364	3	11	3	4	9	2	0	1	1	0	0	0	1	0	0	0	0	1	0	.818	.417
Blefary	.000	1	1	0	0	0	0	0	0	0	0	0	0	0	0	1	0	0	0	0	.000	.000
Blue	.000	1	3	0	0	0	0	0	0	0	0	0	0	0	0	3	0	0	0	0	.000	.000
Campaneris	.167	3	12	0	2	3	1	0	0	0	0	0	0	0	0	1	0	1	0	0	.250	.167
Davis	.375	3	8	1	3	4	1	0	0	0	1	0	0	0	0	0	0	1	0	0	.500	.375
Duncan	.500	2	6	0	3	4	1	0	0	2	0	0	0	0	0	0	0	1	0	0	.667	.500
Epstein	.200	2	5	0	1	1	0	0	0	0	0	0	0	0	0	3	0	0	0	0	.200	.200
Green	.286	3	7	0	2	2	0	0	0	0	1	0	0	1	0	1	0	0	1	0	.286	.375
Hegan	.000	1	1	0	0	0	0	0	0	0	0	0	0	0	0	1	0	0	0	0	.000	.000
Hunter	.000	1	3	0	0	0	0	0	0	0	0	0	0	0	0	1	0	0	0	0	.000	.000
Jackson	.333	3	12	2	4	11	1	0	2	2	0	0	0	0	0	1	0	0	0	0	.917	.333
Mangual	.167	3	12	1	2	5	1	1	0	2	0	0	0	0	0	1	0	0	1	0	.417	.167
Monday	.000	1	3	0	0	0	0	0	0	0	0	0	0	1	0	2	0	0	0	0	.000	.250
Rudi	.143	2	7	0	1	2	1	0	0	0	0	0	1	0	0	0	0	0	0	0	.286	.250
Segui	.000	1	2	0	0	0	0	0	0	0	0	0	0	0	0	0	0	0	0	0	.000	.000
Tenace	.000	1	3	0	0	0	0	0	0	0	0	0	0	1	0	1	0	0	0	0	.000	.250
<b>Totals</b>	<b>.229</b>	<b>3</b>	<b>96</b>	<b>7</b>	<b>22</b>	<b>41</b>	<b>8</b>	<b>1</b>	<b>3</b>	<b>7</b>	<b>2</b>	<b>0</b>	<b>0</b>	<b>5</b>	<b>0</b>	<b>16</b>	<b>0</b>	<b>3</b>	<b>3</b>	<b>0</b>	<b>.427</b>	<b>.267</b>

PITCHER	W	L	ERA	G	GS	CG	GF	SHO	SV	IP	H	R	ER	HR	HB	BB	IBB	SO	WP	BK	AVG
Blue	0	1	6.43	1	1	0	0	0	0	7.0	7	5	5	0	0	2	0	8	0	0	.259
Fingers	0	0	7.71	2	0	0	1	0	0	2.1	2	2	2	0	0	1	0	2	0	0	.250
Grant	0	0	0.00	1	0	0	1	0	0	2.0	3	0	0	0	0	0	0	2	0	0	.333
Hunter	0	1	5.63	1	1	1	0	0	0	8.0	7	5	5	4	0	2	0	6	0	0	.233
Knowles	0	0	0.00	1	0	0	0	0	0	0.1	1	0	0	0	0	0	0	0	1	0	.500
Locker	0	0	0.00	1	0	0	0	0	0	0.2	0	0	0	0	0	2	0	0	0	0	.000
Segui	0	1	5.79	1	1	0	0	0	0	4.2	6	3	3	0	0	6	2	4	0	0	.333
<b>Totals</b>	<b>0</b>	<b>3</b>	<b>5.40</b>	<b>3</b>	<b>3</b>	<b>1</b>	<b>2</b>	<b>0</b>	<b>0</b>	<b>25.0</b>	<b>26</b>	<b>15</b>	<b>15</b>	<b>4</b>	<b>0</b>	<b>13</b>	<b>2</b>	<b>22</b>	<b>1</b>	<b>0</b>	<b>.274</b>

**Game 1 — October 3**  
**Baltimore 5, Oakland 3**

**Game 2 — October 4**  
**Baltimore 5, Oakland 1**

**Game 3 — October 5**  
**Baltimore 5, Oakland 3**

Oakland	ab	r	h	bi
Campaneris ss	4	0	1	0
Rudi lf	4	0	1	0
Jackson cf	4	0	0	0
Davis 1b	4	1	1	0
Bando 3b	4	1	2	0
Mangual cf	4	1	2	2
Duncan c	3	0	2	1
Epstein ph	1	0	0	0
Green 2b	1	0	0	0
Blue p	3	0	0	0
Fingers p	0	0	0	0
<b>Totals</b>	<b>32</b>	<b>3</b>	<b>9</b>	<b>3</b>

Baltimore	ab	r	h	bi
Blair cf	4	0	1	2
Johnson 2b	4	1	1	0
Rettenmund lf	4	0	1	1
F. Robinson rf	3	1	0	0
Powell 1b	4	0	1	0
B. Robinson 3b	3	1	1	0
Etchebarren c	3	0	0	0
Belanger ss	2	1	1	1
McNally p	2	0	0	0
Motton ph	1	0	1	1
Palmer pr	0	1	0	0
Watt p	0	0	0	0
<b>Totals</b>	<b>30</b>	<b>5</b>	<b>7</b>	<b>5</b>

Oakland	020	100	000	3	9	0
Baltimore	000	100	40x	5	7	1

**E** – Johnson. **DP** – Oakland 1, Baltimore 2. **LOB** – Oakland 4, Baltimore 3. **2B** – Rudi, Bando, Duncan, Mangual, Johnson, Rettenmund, Motton, Blair, Campaneris. **3B** – Mangual. **S** – Green.

Oakland	ip	h	r	er	bb	so
Blue (L)	7.0	7	5	5	2	8
Fingers	1.0	0	0	0	0	1
Baltimore	ip	h	r	er	bb	so
McNally (W)	7.0	7	3	3	1	5
Watt (S)	2.0	2	0	0	0	1

**T** – 2:23. **A** – 42,621  
**Umpires** – Soar, Napp, DiMuro, O'Donnell, Luciano, Kunkel.

Oakland	ab	r	h	bi
Campaneris ss	4	0	1	0
Rudi lf	3	0	0	0
Jackson rf	4	0	1	0
Davis 1b	3	0	1	0
Bando 3b	4	1	1	0
Mangual cf	4	0	0	0
Duncan c	3	0	1	1
Green 2b	3	0	1	0
Hunter p	3	0	0	0
<b>Totals</b>	<b>31</b>	<b>1</b>	<b>6</b>	<b>1</b>

Baltimore	ab	r	h	bi
Buford lf	3	0	0	0
Blair cf	0	0	0	0
Johnson 2b	3	1	0	0
Powell 1b	4	2	2	3
F. Robinson rf	4	0	0	0
Rettenmund cf-lf	4	0	1	0
B. Robinson 3b	3	1	1	1
Hendricks c	3	1	2	1
Belanger ss	3	0	0	0
Cuellar p	3	0	1	0
<b>Totals</b>	<b>30</b>	<b>5</b>	<b>7</b>	<b>5</b>

**LOB** – Oakland 5, Baltimore 3. **2B** – Davis, Bando, Jackson. **HR** – B. Robinson, Powell 2, Hendricks. **S** – Davis.

Oakland	ip	h	r	er	bb	so
Hunter (L)	8.0	7	5	5	2	6
Baltimore	ip	h	r	er	bb	so
Cuellar (W)	9.0	6	1	1	1	2

**T** – 2:04. **A** – 35,003  
**Umpires** – Napp, O'Donnell, Luciano, DiMuro, Kunkel, Soar.

Baltimore	ab	r	h	bi
Buford lf	4	1	3	0
Rettenmund pr-lf	0	0	0	0
Blair cf	5	1	2	0
Powell 1b	2	2	0	0
F. Robinson rf	5	1	1	1
Hendricks c	1	0	0	1
Etchebarren ph-c	2	0	0	0
B. Robinson 3b	5	0	2	2
Johnson 2b	3	0	2	0
Belanger ss	3	0	1	0
Palmer p	5	0	1	0
<b>Totals</b>	<b>35</b>	<b>5</b>	<b>12</b>	<b>4</b>

Oakland	ab	r	h	bi
Campaneris ss	4	0	0	0
Monday cf	3	0	0	0
Jackson rf	4	2	3	2
Epstein 1b	4	0	1	0
Bando 3b	3	1	1	1
Mangual lf	4	0	0	0
Tenace c	3	0	0	0
Green 2b	3	0	1	0
Hegan ph	1	0	0	0
Segui p	2	0	0	0
Fingers p	0	0	0	0
Knowles p	0	0	0	0
Locker p	0	0	0	0
Davis ph	1	0	1	0
Grant p	0	0	0	0
Bleflary ph	1	0	0	0
<b>Totals</b>	<b>33</b>	<b>3</b>	<b>7</b>	<b>3</b>

Baltimore	100	020	200	5	12	0
Oakland	001	001	010	3	7	0

**DP** – Baltimore 1, Oakland 3. **LOB** – Baltimore 13, Oakland 6. **2B** – Johnson, F. Robinson, B. Robinson. **3B** – Buford. **HR** – Jackson 2, Bando. **SF** – Hendricks.

Baltimore	ip	h	r	er	bb	so
Palmer (W)	9.0	7	3	3	3	8
Oakland	ip	h	r	er	bb	so
Segui (L)	4.2	6	3	3	6	4
Fingers	1.1	2	2	2	1	1
Knowles	0.1	1	0	0	0	0
Locker	0.2	0	0	0	2	0
Grant	2.0	3	0	0	0	2

Fingers pitched to 2 batters in the 7th.  
**WP** – Palmer, Knowles.  
**T** – 2:49. **A** – 33,176  
**Umpires** – DiMuro, Luciano, Soar, Kunkel, O'Donnell, Napp.

# 1972 ALCS

Forty-one years after the Philadelphia Athletics won the American League Pennant, the Oakland A's recorded the organization's next pennant with a hard fought 3 games to 2 triumph over Detroit. It was the first time in the four year history of the ALCS that the playoffs had gone more than three games. The A's used superb pitching, scoring just a total of 13 runs in the five games, but allowing only 10. The series also saw a near brawl between Tigers manager Billy Martin and A's shortstop Campy Campaneris, who threw his bat at Tiger hurler Lerrin LaGrow after being hit by a pitch.

In Game 1, the Tigers scored a run in the top of the 11th inning on an Al Kaline home run to take a 2-1 lead but Gonzalo Marquez tied the game in the bottom of the inning on a pinch hit RBI single. A Kaline throwing error on the play allowed Gene Tenace to score the winning run. ALCS MVP Blue Moon Odom tossed a three-hit shutout in a 5-0 A's win in Game 2. Campaneris had three hits, two runs and two steals but was suspended for the remainder of the playoffs by American League President Joe Cronin after the bat throwing incident. Joe Coleman blanked the A's 3-0 on seven hits in Game 3 and the Tigers won 4-3 in 10 innings in Game 4. The A's scored two runs in the top of the 10th for a 3-1 lead but the Tigers scored three times in the bottom of the 10th, including the game winning single by Jim Northrup. In Game 5, Vida Blue pitched four innings of shutout relief to pick up the save for Odom. Gene Tenace's two-out RBI single in the fourth inning scored George Hendrick with the winning run.

## FINAL STATISTICS

PLAYER	AVG	G	AB	R	H	TB	2B	3B	HR	RBI	SH	SF	HP	BB	IBB	SO	SB	CS	DP	E	SLG	OBP
Alou	.381	5	21	2	8	12	4	0	0	2	1	0	1	0	0	2	1	1	1	0	.571	.409
Bando	.200	5	20	0	4	4	0	0	0	0	2	0	0	0	0	3	0	0	0	0	.200	.200
Blue	.000	4	1	0	0	0	0	0	0	0	0	0	0	0	0	0	0	0	0	0	.000	.000
Campaneris	.429	2	7	3	3	3	0	0	0	0	0	0	1	1	0	0	2	0	0	0	.429	.556
Cullen	.000	2	1	0	0	0	0	0	0	0	0	0	0	0	0	0	0	0	0	0	.000	.000
Duncan	.000	2	2	0	0	0	0	0	0	0	0	0	1	0	1	0	0	0	0	0	.000	.333
Epstein	.188	5	16	1	3	6	0	0	1	1	0	0	1	4	0	5	1	0	0	0	.375	.381
Fingers	.000	3	1	0	0	0	0	0	0	0	0	0	0	0	0	0	0	0	0	0	.000	.000
Green	.125	5	8	0	1	2	1	0	0	0	0	0	0	0	0	0	0	0	1	0	.250	.125
Hegan	.000	3	1	1	0	0	0	0	0	0	0	0	0	0	0	0	0	0	0	0	.000	.000
Hendrick	.143	5	7	2	1	1	0	0	0	0	0	0	0	0	0	1	0	0	0	0	.143	.143
Holtzman	.000	1	1	0	0	0	0	0	0	0	0	0	0	0	0	1	0	0	0	0	.000	.000
Hunter	.167	2	6	0	1	1	0	0	0	0	0	0	0	0	0	2	0	0	0	0	.167	.167
Jackson	.278	5	18	1	5	6	1	0	0	2	0	0	0	1	0	6	2	0	0	1	.333	.316
Kubiak	.500	4	4	0	2	2	0	0	0	1	0	0	0	0	0	0	0	0	0	1	1.000	.500
Mangual	.000	3	3	0	0	0	0	0	0	0	0	0	0	0	0	1	0	0	0	0	.000	.000
Marquez	.667	3	3	1	2	2	0	0	0	1	0	0	0	0	0	0	0	0	0	0	.667	.667
Maxvill	.125	5	8	0	1	1	0	0	0	0	0	0	0	1	0	2	1	0	0	0	.125	.222
Mincher	.000	1	1	0	0	0	0	0	0	0	0	0	0	0	0	1	0	0	0	0	.000	.000
Odom	.250	3	4	0	1	2	1	0	0	1	0	0	0	0	0	1	0	0	0	0	.500	.250
Rudi	.250	5	20	1	5	6	1	0	0	2	0	1	0	1	0	4	0	0	0	0	.300	.273
Tenace	.059	5	17	1	1	1	0	0	0	1	0	0	0	3	0	5	0	1	0	1	.059	.200
<b>Totals</b>	<b>.224</b>	<b>5</b>	<b>170</b>	<b>13</b>	<b>38</b>	<b>49</b>	<b>8</b>	<b>0</b>	<b>1</b>	<b>10</b>	<b>4</b>	<b>1</b>	<b>3</b>	<b>12</b>	<b>0</b>	<b>35</b>	<b>7</b>	<b>2</b>	<b>2</b>	<b>3</b>	<b>.288</b>	<b>.285</b>

PITCHER	W	L	ERA	G	GS	CG	GF	SHO	SV	IP	H	R	ER	HR	HB	BB	IBB	SO	WP	BK	AVG
Blue	0	0	0.00	4	0	0	1	0	1	5.1	4	0	0	0	0	1	1	5	0	0	.200
Fingers	1	0	1.69	3	0	0	1	0	0	5.1	4	1	1	1	1	0	1	0	3	0	.250
Hamilton	0	0	0.00	1	0	0	1	0	0	0.0	1	0	0	0	0	1	0	0	0	0	1.000
Holtzman	0	1	4.50	1	1	0	0	0	0	4.0	4	2	2	0	0	2	0	2	0	0	.267
Horlen	0	1	INF	1	0	0	0	0	0	0.0	0	1	1	0	0	1	0	0	1	0	.000
Hunter	0	0	1.17	2	2	0	0	0	0	15.1	10	2	2	2	0	5	1	9	0	0	.185
Locker	0	0	13.50	2	0	0	1	0	0	2.0	4	3	3	1	0	0	0	1	0	0	.444
Odom	2	0	0.00	2	2	1	0	1	0	14.0	5	1	0	0	0	2	0	5	1	0	.109
<b>Totals</b>	<b>3</b>	<b>2</b>	<b>1.76</b>	<b>5</b>	<b>5</b>	<b>1</b>	<b>4</b>	<b>1</b>	<b>1</b>	<b>46.0</b>	<b>32</b>	<b>10</b>	<b>9</b>	<b>4</b>	<b>0</b>	<b>13</b>	<b>2</b>	<b>25</b>	<b>2</b>	<b>0</b>	<b>.198</b>

**Game 1 — October 7**  
**Oakland 3, Detroit 2 (11)**

**Game 2 — October 8**  
**Oakland 5, Detroit 0**

**Game 3 — October 10**  
**Detroit 3, Oakland 0**

Detroit	ab	r	h	bi
McAuliffe 2b	5	0	0	0
Kaline rf	5	1	1	1
Sims c	5	0	2	0
Cash 1b	3	1	1	1
Horton lf	3	0	0	0
G. Brown ph	1	0	0	0
Stanley cf	1	0	0	0
Northrup cf-lf	3	0	1	0
Rodriguez 3b	4	0	0	0
Brinkman ss	4	0	1	0
Lolich p	4	0	0	0
Seelbach p	0	0	0	0
<b>Totals</b>	<b>38</b>	<b>2</b>	<b>6</b>	<b>2</b>

Oakland	ab	r	h	bi
Campaneris ss	4	1	0	0
Alou rf	5	0	1	0
Rudi lf	4	0	0	1
Jackson cf	5	0	2	0
Bando 3b	4	0	2	0
Odom pr	0	0	0	0
Epstein 1b	3	0	2	0
Hegan pr	0	1	0	0
Tenace c	5	1	0	0
Green 2b	0	0	0	0
Mangual ph	1	0	0	0
Kubiak 2b	2	0	1	0
Hendrick ph	1	0	0	0
Maxvill 2b	0	0	0	0
Marquez ph	1	0	1	1
Hunter p	3	0	1	0
Blue p	0	0	0	0
Fingers p	1	0	0	0
<b>Totals</b>	<b>39</b>	<b>3</b>	<b>10</b>	<b>2</b>

Detroit	ab	r	h	bi
McAuliffe 2b	4	0	0	0
Kaline rf	4	0	1	0
Sims c	3	0	0	0
Cash 1b	3	0	1	0
Horton lf	3	0	0	0
Northrup cf	3	0	1	0
Taylor 2b	3	0	0	0
Rodriguez 3b	3	0	0	0
Fryman p	1	0	0	0
Zachary p	0	0	0	0
Scherman p	0	0	0	0
Haller ph	1	0	0	0
LaGrow p	0	0	0	0
Hiller p	0	0	0	0
G. Brown ph	1	0	0	0
<b>Totals</b>	<b>29</b>	<b>0</b>	<b>3</b>	<b>0</b>

Oakland	ab	r	h	bi
Campaneris ss	3	2	3	0
Maxvill pr-ss	0	0	0	0
Alou rf	4	1	1	1
Rudi lf	3	1	2	1
Jackson cf	4	0	1	2
Bando 3b	4	0	0	0
Epstein 1b	3	0	0	0
Hegan 1b	0	0	0	0
Tenace c	3	0	0	0
Green 2b	1	0	0	0
Hendrick ph	1	1	1	0
Kubiak 2b	1	0	0	0
Odom p	2	0	0	0
<b>Totals</b>	<b>29</b>	<b>5</b>	<b>8</b>	<b>4</b>

Detroit	000	000	000	0	3	1
Oakland	100	040	00x	5	8	0

Oakland	ab	r	h	bi
Alou rf	5	0	3	0
Maxvill ss	2	0	0	0
Duncan ph-c	1	0	0	0
Rudi lf	4	0	3	0
Jackson cf	4	0	0	0
Epstein 1b	4	0	0	0
Bando 3b	4	0	1	0
Tenace c-2b	2	0	0	0
Green 2b	1	0	0	0
Mincher ph	1	0	0	0
Kubiak 2b	0	0	0	0
Marquez ph	1	0	0	0
Cullen ss	1	0	0	0
Holtzman p	1	0	0	0
Mangual ph	1	0	0	0
Fingers p	0	0	0	0
Blue p	0	0	0	0
Hegan ph	1	0	0	0
Locker p	0	0	0	0
Hendrick ph	1	0	0	0
<b>Totals</b>	<b>34</b>	<b>0</b>	<b>7</b>	<b>0</b>

Detroit	ab	r	h	bi
Taylor 2b	4	0	0	0
Rodriguez 3b	4	0	0	0
Kaline rf	3	1	2	0
Freehan c	3	2	2	1
Horton lf	2	0	0	0
Northrup lf	1	0	0	0
Stanley cf	3	0	1	0
I. Brown 1b	2	0	1	2
Cash ph-1b	1	0	0	0
McAuliffe ss	3	0	1	0
Coleman p	2	0	1	0
<b>Totals</b>	<b>28</b>	<b>3</b>	<b>8</b>	<b>3</b>

One out when winning run scored.

Detroit	010	000	000	01	2	6	2
Oakland	001	000	000	02	310	1	

**E** – McAuliffe, Kubiak, Kaline. **DP** – Detroit 1, Oakland 1. **LOB** – Detroit 6, Oakland 10. **2B** – Brinkman, Sims. **3B** – Sims. **HR** – Cash, Kaline. **S** – Bando, Cash. **SF** – Rudi.

Detroit	ip	h	r	er	bb	so
Lolich (L)	10.0	9	3	2	3	4
Seelbach	0.1	1	0	0	0	0
<b>Oakland</b>	<b>ip</b>	<b>h</b>	<b>r</b>	<b>er</b>	<b>bb</b>	<b>so</b>
Hunter	8.0	4	1	1	2	4
Blue	0.0	0	0	0	0	0
Fingers (W)	3.0	2	1	1	0	1

Hunter pitched to 1 batter in the 9th. Blue pitched to 1 batter in the 9th. Lolich pitched to 2 batters in the 11th.

**T** – 3:09. **A** – 29,536

**Umpires** – Flaherty, Chylak, Rice, Denkinger, Barnett, Frantz.

**E** – McAuliffe. **DP** – Detroit 1. **LOB** – Detroit 2, Oakland 4. **2B** – Rudi, Jackson. **SB** – Campaneris 2. **S** – Odom.

Detroit	ip	h	r	er	bb	so
Fryman (L)	4.1	7	4	4	1	5
Zachary	0.0	0	1	1	1	0
Scherman	0.2	1	0	0	0	1
LaGrow	1.0	0	0	0	0	1
Hiller	2.0	0	0	0	0	1
<b>Oakland</b>	<b>ip</b>	<b>h</b>	<b>r</b>	<b>er</b>	<b>bb</b>	<b>so</b>
Odom (W)	9.0	3	0	0	0	2

Zachary pitched to 1 batter in the 5th. LaGrow pitched to 1 batter in the 7th.

**HBP** – by LaGrow (Campaneris). **WP** – Zachary 2.

**T** – 2:37. **A** – 31,088

**Umpires** – Chylak, Rice, Frantz, Barnett, Denkinger, Flaherty.

Oakland	000	000	000	0	7	0
Detroit	000	200	01x	3	8	1

**E** – McAuliffe. **DP** – Oakland 3, Detroit 1. **LOB** – Oakland 10, Detroit 5. **2B** – Alou 2, Freehan. **HR** – Freehan. **SB** – Alou, Maxvill. **S** – Freehan.

Oakland	ip	h	r	er	bb	so
Holtzman (L)	4.0	4	2	3	2	2
Fingers	1.2	2	0	0	1	1
Blue	0.1	0	0	0	0	0
Locker	2.0	2	1	1	0	1
<b>Detroit</b>	<b>ip</b>	<b>h</b>	<b>r</b>	<b>er</b>	<b>bb</b>	<b>so</b>
Coleman (W)	9.0	7	0	0	3	14

**T** – 2:27. **A** – 41,156

**Umpires** – Rice, Denkinger, Chylak, Frantz, Flaherty and Barnett.

**Game 4 — October 11**  
**Detroit 4, Oakland 3 (10)**

**Game 5 — October 12**  
**Oakland 2, Detroit 1**

Oakland	ab	r	h	bi
Alou rf	5	1	2	1
Maxvill ss	2	0	1	0
Hendrick ph	1	0	0	0
Cullen ss	0	0	0	0
Mangual ph	1	0	0	0
Kubiak ss	1	0	1	1
Rudi lf	5	0	0	0
Jackson cf	5	0	2	0
Bando 3b	5	0	0	0
Epstein 1b	3	1	1	1
Tenace c-2b	4	0	0	0
Green 2b	2	0	1	0
Duncan ph-c	1	0	0	0
Hunter p	3	0	0	0
Fingers p	0	0	0	0
Blue p	0	0	0	0
Marquez ph	1	1	1	0
Locker p	0	0	0	0
Horlen p	0	0	0	0
Hamilton p	0	0	0	0
<b>Totals</b>	<b>39</b>	<b>3</b>	<b>9</b>	<b>3</b>

Detroit	ab	r	h	bi
McAuliffe ss	4	2	2	1
Kaline rf	3	1	1	0
Sims lf	3	0	1	0
Stanley cf	1	0	1	0
G. Brown ph	0	1	0	0
Freehan c	5	0	1	1
Cash 1b	4	0	1	1
Northrup cf-lf	5	0	1	1
Taylor 2b	4	0	2	0
Rodriguez 3b	2	0	0	0
Lolich p	3	0	0	0
Horton ph	1	0	0	0
Seelbach p	0	0	0	0
Hiller p	0	0	0	0
<b>Totals</b>	<b>35</b>	<b>4</b>	<b>10</b>	<b>4</b>

None out when winning run scored.  
 Oakland 000 000 100 2 3 9 2  
 Detroit 001 000 000 3 410 1

**E** – Jackson, Rodriguez, Tenace. **DP** – Oakland 1. **LOB** – Oakland 8, Detroit 11.  
**2B** – Sims, Green, Taylor 2, Alou 2. **HR** – McAuliffe, Epstein. **S** – Kaline.

Oakland	ip	h	r	er	bb	so
Hunter	7.1	6	1	1	3	5
Fingers	0.2	0	0	0	0	1
Blue	1.0	1	0	0	1	2
Locker	0.0	2	2	2	0	0
Horlen (L)	0.0	0	1	1	1	0
Hamilton	0.0	1	0	0	1	0
<b>Detroit</b>	<b>ip</b>	<b>h</b>	<b>r</b>	<b>er</b>	<b>bb</b>	<b>so</b>
Lolich	9.0	5	1	1	2	6
Seelbach	0.2	3	2	2	0	0
Hiller (W)	0.1	1	0	0	0	0

Locker pitched to two batters in the 10th.  
 Horlen pitched to two batters in the 10th.  
 Hamilton pitched to two batters in the 10th.  
**WP** – Horlen  
**T** – 3:04. **A** – 37,615  
**Umpires** – Denkinger, Chylak, Rice, Flaherty, Barnett and Frantz.

Oakland	ab	r	h	bi
Alou rf	2	0	1	0
Maxvill ss	4	0	0	0
Rudi lf	4	0	0	0
Jackson cf	0	1	0	0
Hendrick cf	3	1	0	0
Bando 3b	3	0	1	0
Epstein 1b	3	0	0	0
Tenace c	3	0	1	1
Green 2b	4	0	0	0
Odom p	2	0	1	0
Blue p	1	0	0	0
<b>Totals</b>	<b>29</b>	<b>2</b>	<b>4</b>	<b>1</b>

Detroit	ab	r	h	bi
McAuliffe ss	4	1	1	0
Kaline rf	4	0	0	0
Sims lf	3	0	0	0
Freehan c	4	0	0	1
Cash 1b	4	0	1	0
Niekro ph	0	0	0	0
Northrup cf	2	0	2	0
Stanley ph	1	0	0	0
Taylor 2b	4	0	0	0
Rodriguez 3b	3	0	0	0
Fryman p	2	0	0	0
Horton ph	1	0	1	0
Knox pr	0	0	0	0
Hiller p	0	0	0	0
<b>Totals</b>	<b>32</b>	<b>1</b>	<b>5</b>	<b>1</b>

Oakland	010	100	000	2	4	0
Detroit	100	000	000	1	5	2

**E** – McAuliffe, Sims. **DP** – Detroit 1. **LOB** – Oakland 6, Detroit 6. **2B** – Odom. **SB** – Jackson 2, Epstein. **S** – Bando, Alou.

Oakland	ip	h	r	er	bb	so
Odom (W)	5.0	2	1	0	2	3
Blue (S)	4.0	3	0	0	0	3
<b>Detroit</b>	<b>ip</b>	<b>h</b>	<b>r</b>	<b>er</b>	<b>bb</b>	<b>so</b>
Fryman (L)	8.0	4	2	1	1	3
Hiller	1.0	0	0	0	1	0

**HBP** – by Fryman (Epstein, Alou). **WP** – Odom. **BK** – Fryman. **PB** – Tenace.  
**T** – 2:48. **A** – 50,276  
**Umpires** – Chylak, Rice, Barnett, Flaherty, Frantz and Denkinger.

# 1972 WORLD SERIES

The A's win their first World Championship in Oakland, the first for the Athletics franchise since 1930, defeating Cincinnati, 4 games to 3. Six of the seven games are decided by one run and Gene Tenace picks up the offensive slack for Reggie Jackson who misses the entire series after pulling a hamstring in the ALCS. Tenace hits .348 with four home runs and nine RBI in the seven games to earn World Series MVP honors.

Tenace homers in his first two at bats of the series, hitting a two-run homer in the second and a solo shot in the fifth to lead the A's to a 3-2 win in Game 1. Catfish Hunter tossed 8 2/3 innings of six-hit, one-run baseball in Game 2 before yielding to Rollie Fingers who got the final out in the A's 2-1 win. Joe Rudi homered and made a spectacular catch off the bat of Denis Menke in the ninth. After a rainout in Oakland, the Reds won Game 3, 1-0 on a combined three-hitter by Jack Billingham and Clay Carroll. In Game 4, the A's trailed 2-1 entering the bottom of the ninth before scoring twice on pinch hit RBI singles by Don Mincher and Angel Mangual to take a 3-1 lead in the series. The Reds scored once in the eighth and once in the ninth off Rollie Fingers to win Game 5, 5-4 and then won 8-1 in Game 6 to even the series at three games each. In Game 7, the score was tied at one after five innings when Tenace delivered a RBI double to give the A's the lead. Sal Bando followed with a RBI double and Rollie Fingers pitched two scoreless innings for the save.

## FINAL STATISTICS

PLAYER	AVG	G	AB	R	H	TB	2B	3B	HR	RBI	SH	SF	HP	BB	IBB	SO	SB	CS	DP	E	SLG	OBP
Alou	.042	7	24	0	1	1	0	0	0	0	1	0	0	3	1	0	1	0	0	1	.042	.148
Bando	.269	7	26	2	7	8	1	0	0	1	0	0	0	2	1	5	0	0	1	1	.308	.321
Blue	.000	4	1	0	0	0	0	0	0	0	0	0	0	2	0	1	0	0	0	0	.000	.667
Campaneris	.179	7	28	1	5	5	0	0	0	0	2	0	0	1	0	4	0	1	0	1	.179	.207
Duncan	.200	3	5	0	1	1	0	0	0	0	0	0	0	1	0	3	0	0	0	0	.200	.333
Epstein	.000	6	16	1	0	0	0	0	0	0	0	0	0	5	1	3	0	0	0	2	.000	.238
Fingers	.000	6	1	0	0	0	0	0	0	0	1	0	0	0	0	0	0	0	0	0	.000	.000
Green	.333	7	18	0	6	8	2	0	0	1	0	0	0	0	0	4	0	0	0	0	.444	.333
Hegan	.200	6	5	0	1	1	0	0	0	0	0	0	0	0	0	2	0	0	0	0	.200	.200
Hendrick	.133	5	15	3	2	2	0	0	0	0	1	0	0	1	0	2	0	0	1	0	.133	.188
Holtzman	.000	3	5	0	0	0	0	0	0	0	0	0	0	0	0	0	0	0	0	1	.000	.000
Hunter	.200	3	5	0	1	1	0	0	0	1	0	0	0	2	0	1	0	0	0	1	.200	.429
Kubiak	.333	4	3	0	1	1	0	0	0	0	0	0	0	0	0	0	0	0	0	0	.333	.333
Lewis	—	6	0	2	0	0	0	0	0	0	0	0	0	0	0	0	2	0	0	—	—	
Mangual	.300	4	10	1	3	3	0	0	0	1	1	0	0	0	0	0	0	0	0	1	.300	.300
Marquez	.600	5	5	0	3	3	0	0	0	1	0	0	0	0	0	0	0	0	0	0	.600	.600
Mincher	1.000	3	1	0	1	1	0	0	0	1	0	0	0	0	0	0	0	0	0	0	1.000	1.000
Odom	.000	4	4	0	0	0	0	0	0	0	0	0	0	0	0	3	0	0	0	0	.000	.000
Rudi	.240	7	25	1	6	9	0	0	1	1	0	0	1	2	1	5	0	0	0	0	.360	.321
Tenace	.348	7	23	5	8	21	1	0	4	9	0	0	0	2	1	4	0	0	0	1	.913	.400
<b>Totals</b>	<b>.209</b>	<b>7</b>	<b>220</b>	<b>16</b>	<b>46</b>	<b>65</b>	<b>4</b>	<b>0</b>	<b>5</b>	<b>16</b>	<b>6</b>	<b>0</b>	<b>1</b>	<b>21</b>	<b>5</b>	<b>37</b>	<b>1</b>	<b>3</b>	<b>2</b>	<b>9</b>	<b>.295</b>	<b>.281</b>

PITCHER	W	L	ERA	G	GS	CG	GF	SHO	SV	IP	H	R	ER	HR	HB	BB	IBB	SO	WP	BK	AVG
Blue	0	1	4.15	4	1	0	1	0	1	8.2	8	4	4	1	0	5	1	5	1	0	.258
Fingers	1	1	1.74	6	0	0	4	0	2	10.1	4	2	2	0	1	4	2	11	1	0	.125
Hamilton	0	0	27.00	2	0	0	1	0	0	1.1	3	4	4	0	0	1	1	1	0	0	.500
Holtzman	1	0	2.13	3	2	0	0	0	0	12.2	11	3	3	0	0	3	1	4	0	0	.234
Horlen	0	0	6.75	1	0	0	1	0	0	1.1	2	1	1	0	0	2	1	1	1	0	.333
Hunter	2	0	2.81	3	2	0	0	0	0	16.0	12	5	5	2	0	6	2	11	1	0	.203
Locker	0	0	0.00	1	0	0	0	0	0	0.1	1	0	0	0	0	0	0	0	0	0	.500
Odom	0	1	1.59	2	2	0	0	0	0	11.1	5	2	2	0	0	6	0	13	0	0	.135
<b>Totals</b>	<b>4</b>	<b>3</b>	<b>3.05</b>	<b>7</b>	<b>7</b>	<b>0</b>	<b>7</b>	<b>0</b>	<b>3</b>	<b>62.0</b>	<b>46</b>	<b>21</b>	<b>21</b>	<b>3</b>	<b>1</b>	<b>27</b>	<b>8</b>	<b>46</b>	<b>4</b>	<b>0</b>	<b>.209</b>



**Game 1 — October 14**  
**Oakland 3, Cincinnati 2**

**Game 2 — October 15**  
**Oakland 2, Cincinnati 1**

**Game 3 — October 18**  
**Cincinnati 1, Oakland 0**

Oakland	ab	r	h	bi
Campaneris ss	3	0	2	0
Rudi lf	4	0	0	0
Alou rf	3	0	0	0
Epstein 1b	3	0	0	0
Lewis pr	0	0	0	0
Hegan 1b	0	0	0	0
Bando 3b	4	0	0	0
Hendrick cf	2	1	0	0
Tenace c	3	2	2	3
Green 2b	2	0	0	0
Marquez ph	1	0	0	0
Kubiak 2b	0	0	0	0
Holtzman p	2	0	0	0
Fingers p	0	0	0	0
Blue p	0	0	0	0
<b>Totals</b>	<b>27</b>	<b>3</b>	<b>4</b>	<b>3</b>

Cincinnati	ab	r	h	bi
Rice lf	4	0	0	0
Morgan 2b	3	0	0	0
Tolan cf	4	0	1	0
Bench c	3	2	2	0
Perez 1b	4	0	2	0
Menke 3b	3	0	0	1
Geronimo rf	3	0	0	0
McRae ph	1	0	1	0
Foster pr	0	0	0	0
Concepcion ss	2	0	1	1
Nolan p	2	0	0	0
Borbon p	0	0	0	0
Uhlaender ph	1	0	0	0
Carroll p	0	0	0	0
Javier ph	1	0	0	0
<b>Totals</b>	<b>31</b>	<b>2</b>	<b>7</b>	<b>2</b>

Oakland 020 010 000 3 4 0

Cincinnati 010 100 000 2 7 0

**DP** – Cincinnati 1. **LOB** – Oakland 2, Cincinnati 8. **2B** – Bench. **HR** – Tenace 2. **CS** – Campaneris, Lewis, Tolan, Concepcion. **S** – Campaneris, Concepcion.

Oakland	ip	h	r	er	bb	so
Holtzman (W)	5.0	5	2	2	3	3
Fingers	1.2	1	0	0	1	3
Blue (S)	2.1	1	0	0	1	1
Cincinnati	ip	h	r	er	bb	so
Nolan (L)	6.0	4	3	3	2	0
Borbon	1.0	0	0	0	0	0
Carroll	2.0	0	0	0	2	1

Holtzman pitched to one batter in the 6th.

**WP** – Blue. **T** – 2:18. **A** – 52,918

**Umpires** – Pelekoudas, Honochick, Steiner, Umont, Engel, Haller.

Oakland	ab	r	h	bi
Campaneris ss	5	0	1	0
Alou rf	4	0	1	0
Rudi lf	3	1	2	1
Epstein 1b	2	0	0	0
Lewis pr	0	0	0	0
Hegan 1b	1	0	0	0
Bando 3b	4	0	1	0
Hendrick cf	4	1	1	0
Tenace c	4	0	0	0
Green 2b	4	0	2	0
Hunter p	3	0	1	1
Fingers p	0	0	0	0
<b>Totals</b>	<b>34</b>	<b>2</b>	<b>9</b>	<b>2</b>

Cincinnati	ab	r	h	bi
Rose lf	4	0	1	0
Morgan 2b	4	0	0	0
Tolan cf	4	0	0	0
Bench c	3	0	1	0
Perez 1b	3	1	2	0
Menke 3b	4	0	0	0
Geronimo rf	4	0	0	0
Chaney ss	2	0	0	0
McRae ph	1	0	1	1
Concepcion pr	0	0	0	0
Grimsley p	1	0	0	0
Uhlaender ph	1	0	1	0
Borbon p	0	0	0	0
Hague ph	1	0	0	0
Hall p	0	0	0	0
Javier ph	1	0	0	0
<b>Totals</b>	<b>33</b>	<b>1</b>	<b>6</b>	<b>1</b>

Oakland 011 000 000 2 9 2

Cincinnati 000 000 001 1 6 0

**E** – Epstein, Hunter. **DP** – Oakland 1, Cincinnati 1. **LOB** – Oakland 8, Cincinnati 8. **2B** – Uhlaender. **HR** – Rudi. **SB** – Morgan, Alou. **CS** – Lewis.

Oakland	ip	h	r	er	bb	so
Hunter (W)	8.2	6	1	1	3	6
Fingers (S)	0.1	0	0	0	0	0
Cincinnati	ip	h	r	er	bb	so
Grimsley (L)	5.0	6	2	2	0	1
Borbon	2.0	0	0	0	1	4
Hall	2.0	3	0	0	2	2

**T** – 2:26. **A** – 53,224

**Umpires** – Honochick, Steiner, Umont, Engel, Haller and Pelekoudas.

Cincinnati	ab	r	h	bi
Rose lf	3	0	0	0
Morgan 2b	3	0	0	0
Tolan cf	4	0	1	0
Bench c	4	0	0	0
Perez 1b	3	1	1	0
Menke 3b	2	0	1	0
Geronimo rf	4	0	1	1
Chaney ss	4	0	0	0
Billingham p	4	0	0	0
Carroll p	0	0	0	0
<b>Totals</b>	<b>31</b>	<b>1</b>	<b>4</b>	<b>1</b>

Oakland	ab	r	h	bi
Campaneris ss	3	0	0	0
Alou rf	3	0	0	0
Rudi lf	4	0	1	0
Epstein 1b	2	0	0	0
Bando 3b	4	0	0	0
Hendrick cf	4	0	0	0
Tenace c	3	0	0	0
Green 2b	2	0	1	0
Marquez ph	1	0	1	0
Lewis pr	0	0	0	0
Kubiak 2b	0	0	0	0
Odom p	2	0	0	0
Hegan ph	1	0	0	0
Blue p	0	0	0	0
Fingers p	0	0	0	0
<b>Totals</b>	<b>29</b>	<b>0</b>	<b>3</b>	<b>0</b>

Cincinnati 000 000 100 1 4 2

Oakland 000 000 000 0 3 2

**E** – Morgan, Bench, Epstein, Tenace. **DP** – Cincinnati 1. **LOB** – Cincinnati 8, Oakland 6. **SB** – Rose, Geronimo, Tolan. **S** – Alou, Menke.

Cincinnati	ip	h	r	er	bb	so
Billingham (W)	8.0	3	0	0	3	7
Carroll (S)	1.0	0	0	0	0	0
Oakland	ip	h	r	er	bb	so
Odom (L)	7.0	3	1	1	2	11
Blue	0.1	1	0	0	1	0
Fingers	1.2	0	0	0	1	3

**T** – 2:46. **A** – 49,410

**Umpires** – Steiner, Umont, Engel, Haller, Pelekoudas and Honochick.

**Game 4 — October 19**  
Oakland 3, Cincinnati 2

**Game 5 — October 20**  
Cincinnati 5, Oakland 4

**Game 6 — October 21**  
Cincinnati 8, Oakland 1

Cincinnati	ab	r	h	bi
Rose lf	4	0	0	0
Morgan 2b	3	1	0	0
Tolan cf	4	0	1	2
Bench c	4	0	2	0
Perez 1b	4	0	2	0
McRae rf	4	0	1	0
Geronomo rf	0	0	0	0
Menke 3b	4	0	0	0
Concepcion ss	3	1	1	0
Gullett p	2	0	0	0
Javier ph	0	0	0	0
Borbon p	0	0	0	0
Carroll p	0	0	0	0
<b>Totals</b>	<b>32</b>	<b>2</b>	<b>7</b>	<b>2</b>

Oakland	ab	r	h	bi
Campaneris ss	4	0	0	0
Alou rf	3	0	0	0
Rudi lf	4	0	2	0
Bando 3b	3	0	2	0
Epstein 1b	3	0	0	0
Hegan 1b	1	0	0	0
Hendrick cf	3	0	0	0
Marquez ph	1	0	1	0
Lewis pr	0	1	0	0
Tenace c	4	2	2	1
Green 2b	3	0	1	0
Mincher ph	1	0	1	1
Odum pr	0	0	0	0
Holtzman p	3	0	0	0
Blue p	0	0	0	0
Fingers p	0	0	0	0
Mangual ph	1	0	1	1
<b>Totals</b>	<b>34</b>	<b>3</b>	<b>10</b>	<b>3</b>

Cincinnati	000	000	020	2	7	1
Oakland	000	010	002	3	10	1

E — Perez, Holtzman. **DP** — Cincinnati 1, Oakland 1. **LOB** — Cincinnati 5, Oakland 8. **2B** — Green, Tolan. **HR** — Tenace. **SB** — Bench. **CS** — Perez. **S** — Javier.

Cincinnati	ip	h	r	er	bb	so
Gullett	7.0	5	1	1	1	2
Borbon	1.1	2	1	1	0	0
Carroll (L)	0.0	3	1	1	0	0
Oakland	ip	h	r	er	bb	so
Holtzman	7.2	5	1	1	0	1
Blue	0.1	2	1	1	1	0
Fingers (W)	1.0	0	0	0	0	1

Blue pitched to one batter in the 9th. Carroll pitched to three batters in the 9th.  
T — 2:06. A — 49,410  
**Umpires** — Umont, Engel, Haller, Pelekoudas, Honochick and Steiner.

Cincinnati	ab	r	h	bi
Rose lf	5	1	3	2
Morgan 2b	3	2	0	0
Tolan cf	4	0	2	2
Bench c	4	0	0	0
Perez 1b	4	0	1	0
Menke 3b	3	1	1	1
Geronomo rf	4	1	1	0
Chaney ss	1	0	0	0
Hague ph	1	0	0	0
Carroll p	0	0	0	0
Grimsley p	0	0	0	0
Billingham p	0	0	0	0
McGlothlin p	1	0	0	0
Borbon p	0	0	0	0
Uhlender ph	1	0	0	0
Hall p	0	0	0	0
Concepcion ph-ss	2	0	0	0
<b>Totals</b>	<b>33</b>	<b>5</b>	<b>8</b>	<b>5</b>

Oakland	ab	r	h	bi
Campaneris ss	5	0	0	0
Alou rf	4	0	0	0
Rudi lf	3	0	0	0
Epstein 1b	2	1	0	0
Hegan 1b	1	0	1	0
Bando 3b	3	1	1	0
Hendrick cf	2	1	1	0
Mangual ph-cf	1	0	0	0
Tenace c	2	1	1	3
Odum pr	0	0	0	0
Green 2b	1	0	0	0
Marquez ph	1	0	1	1
Lewis pr	0	0	0	0
Kubiak 2b	2	0	1	0
Hunter p	2	0	0	0
Fingers p	0	0	0	0
Hamilton p	0	0	0	0
Duncan ph	1	0	1	0
<b>Totals</b>	<b>30</b>	<b>4</b>	<b>7</b>	<b>4</b>

Cincinnati	100	110	011	5	8	0
Oakland	030	100	000	4	7	2

E — Alou, Bando. **DP** — Cincinnati 1, Oakland 1. **LOB** — Cincinnati 6, Oakland 6. **2B** — Perez. **HR** — Rose, Tenace, Menke. **SB** — Tolan 2, Morgan. **S** — Menke, Hendrick, Fingers, Grimsley.

Cincinnati	ip	h	r	er	bb	so
McGlothlin	3.0	2	4	4	2	3
Borbon	1.0	1	0	0	1	0
Hall	2.0	0	0	0	0	1
Carroll	1.2	3	0	0	0	1
Grimsley (W)	0.2	0	0	0	1	0
Billingham (S)	0.2	1	0	0	0	0
Oakland	ip	h	r	er	bb	so
Hunter	4.2	5	3	3	2	2
Fingers (L)	3.2	3	2	2	1	4
Hamilton	0.2	0	0	0	0	0

McGlothlin pitched to two batters in the 4th.  
**WP** — Fingers. **HBP** — Rudi (by McGlothlin) T — 2:26. A — 49,410  
**Umpires** — Engel, Haller, Pelekoudas, Honochick and Steiner and Umont.

Oakland	ab	r	h	bi
Campaneris ss	4	0	0	0
Alou rf	4	0	0	0
Rudi lf	4	0	1	0
Epstein 1b	4	0	0	0
Bando 3b	4	1	2	0
Mangual cf	4	0	2	0
Tenace c	4	0	1	0
Green 2b	2	0	1	1
Marquez ph	1	0	0	0
Kubiak 2b	1	0	0	0
Blue p	1	0	0	0
Locker p	0	0	0	0
Duncan ph	1	0	0	0
Hamilton p	0	0	0	0
Horlen p	0	0	0	0
<b>Totals</b>	<b>34</b>	<b>1</b>	<b>7</b>	<b>1</b>

Cincinnati	ab	r	h	bi
Rose lf	3	1	0	0
Morgan 2b	5	1	2	1
Tolan cf	4	2	2	2
Bench c	2	2	1	1
Perez 1b	3	0	1	1
McRae ph	3	1	1	0
Geronomo rf	1	0	1	2
Menke 3b	4	0	0	0
Concepcion ss	3	1	2	1
Nolan p	1	0	0	0
Grimsley p	1	0	0	0
Borbon p	0	0	0	0
Hall p	2	0	0	0
<b>Totals</b>	<b>32</b>	<b>8</b>	<b>10</b>	<b>8</b>

Oakland	000	010	000	1	7	1
Cincinnati	000	111	50x	8	10	0

E — Mangual. **LOB** — Oakland 7, Cincinnati 6. **2B** — Morgan, Green, McRae. **3B** — Concepcion. **HR** — Bench. **SB** — Tolan, Concepcion 2. **CS** — Rose. **SF** — Concepcion.

Oakland	ip	h	r	er	bb	so
Blue (L)	5.2	4	3	3	2	4
Locker	0.1	1	0	0	0	0
Hamilton	0.2	3	4	4	1	1
Horlen	1.1	2	1	1	2	1
Cincinnati	ip	h	r	er	bb	so
Nolan	4.2	3	1	1	0	3
Grimsley (W)	1.0	1	0	0	1	0
Borbon	1.0	1	0	0	0	0
Hall (S)	2.1	2	0	0	0	1

**WP** — Horlen.  
T — 2:21. A — 52,737  
**Umpires** — Haller, Pelekoudas, Honochick, Steiner, Umont and Engel.

**Game 7 — October 22**  
**Oakland 3, Cincinnati 2**

<b>Oakland</b>	<b>ab</b>	<b>r</b>	<b>h</b>	<b>bi</b>
Campaneris ss	4	1	2	0
Mangual cf	4	1	0	0
Rudi lf	3	0	0	0
Tenace 1b	3	0	2	2
Lewis pr	0	1	0	0
Hegan 1b	1	0	0	0
Bando 3b	4	0	1	1
Alou rf	3	0	0	0
Duncan c	3	0	0	0
Green 2b	4	0	1	0
Odom p	2	0	0	0
Hunter p	0	0	0	0
Holtzman p	0	0	0	0
Fingers p	1	0	0	0
<b>Totals</b>	<b>32</b>	<b>3</b>	<b>6</b>	<b>3</b>

<b>Cincinnati</b>	<b>ab</b>	<b>r</b>	<b>h</b>	<b>bi</b>
Rose lf	5	1	2	0
Morgan 2b	3	0	1	0
Tolan cf	2	0	0	0
Foster rf	0	0	0	0
Hague ph-rf	1	0	0	0
Bench c	3	0	0	0
Perez 1b	2	1	1	1
Menke 3b	4	0	0	0
Geronimo rf-cf	3	0	0	0
Concepcion ss	3	0	0	0
Billingham p	1	0	0	0
McRae ph	0	0	0	1
Borbon p	0	0	0	0
Carroll p	0	0	0	0
Grimsley p	0	0	0	0
Uhlaender ph	1	0	0	0
Hall p	0	0	0	0
Chaney ph	0	0	0	0
<b>Totals</b>	<b>28</b>	<b>2</b>	<b>4</b>	<b>2</b>

Oakland	100	002	000	3	6	1
Cincinnati	000	010	010	2	4	2

**E** – Campaneris, Tolan, Concepcion.  
**DP** – Oakland 1. **LOB** – Oakland 8, Cincinnati 8. **2B** – Perez, Tenace, Bando, Morgan. **SB** – Bench. **S** – Mangual, Campaneris. **CS** – Duncan, Morgan. **SF** – McRae, Perez.

<b>Oakland</b>	<b>ip</b>	<b>h</b>	<b>r</b>	<b>er</b>	<b>bb</b>	<b>so</b>
Odom	4.1	2	1	1	4	2
Hunter (W)	2.2	1	1	1	1	3
Holtzman	0.0	1	0	0	0	0
Fingers (S)	2.0	0	0	0	1	0
<b>Cincinnati</b>	<b>ip</b>	<b>h</b>	<b>r</b>	<b>er</b>	<b>bb</b>	<b>so</b>
Billingham	5.0	2	1	0	1	4
Borbon (L)	0.2	3	2	2	0	0
Carroll	1.0	0	0	0	2	1
Grimsley	0.1	0	0	0	1	1
Hall	2.0	1	0	0	0	3

Hunter pitched to one batter in the 8th.  
Holtzman pitched to one batter in the 8th.  
**WP** – Hunter. **HPB** – by Fingers (Chaney).  
**T** – 2:50. **A** – 56,040  
**Umpires** – Pelekoudas, Honochick, Steiner, Umont, Engel and Haller.

# 1973 ALCS

The A's win their second consecutive American League Pennant, defeating Baltimore 3 games to 2. It was the second consecutive year that the ALCS had gone the maximum five games after having been decided in three games each year previously. In a rematch of the 1971 ALCS, it was pitching again that was the key, this time for the A's. Five of the six A's pitchers had ERA's under 2.00 for the series.

Jim Palmer tossed a five-hit shutout to defeat the A's 6-0 in Game 1 but the A's evened the series with a 6-3 win in Game 2. Sal Bando homered twice off Dave McNally and Campy Campaneris and Joe Rudi also homered for the A's. The A's won Game 3, 2-1 in 11 innings as both Ken Holtzman and Mike Cuellar went the distance. Holtzman allowed just three hits and Cuellar had allowed just three before Campaneris homered to lead off the bottom of the 11th. The A's appeared to have the series locked up in Game 4 as they had a 4-0 lead after six innings. Baltimore then scored four times off Vida Blue in the seventh and once off losing pitcher Rollie Fingers in the eighth for a 5-4 win. ALCS MVP Catfish Hunter then tossed a five-hit shutout in Game 5 as the A's won 3-0 to clinch the series.

## FINAL STATISTICS

PLAYER	AVG	G	AB	R	H	TB	2B	3B	HR	RBI	SH	SF	HP	BB	IBB	SO	SB	CS	DP	E	SLG	OBP
Alou	.333	4	6	0	2	2	0	0	0	1	0	0	0	0	0	1	0	0	0	0	.333	.333
Andrews	.000	2	1	0	0	0	0	0	0	0	1	0	0	0	0	0	0	0	0	0	.000	.000
Bando	.167	5	18	2	3	9	0	0	2	3	0	0	1	3	0	6	0	0	0	0	.500	.318
Bourque	.000	2	1	0	0	0	0	0	0	0	0	0	0	2	1	1	0	0	0	0	.000	.667
Campaneris	.333	5	21	3	7	14	1	0	2	3	0	0	0	2	0	2	3	0	0	2	.667	.391
Conigliaro	.000	1	4	0	0	0	0	0	0	0	0	0	0	0	0	2	0	0	0	0	.000	.000
Davalillo	.625	4	8	2	5	8	1	1	0	1	0	0	0	1	1	0	0	0	1	1	1.000	.667
Fosse	.091	5	11	2	1	2	1	0	0	3	1	1	0	2	0	2	0	0	0	0	.182	.214
Green	.077	5	13	0	1	2	1	0	0	1	1	0	0	0	0	4	0	0	0	1	.154	.077
Jackson	.143	5	21	0	3	3	0	0	0	0	0	0	0	0	0	6	0	1	0	0	.143	.143
Johnson	.100	4	10	0	1	1	0	0	0	0	0	0	0	2	0	6	0	0	0	0	.100	.250
Kubiak	.000	3	2	0	0	0	0	0	0	0	0	0	0	0	0	1	0	0	1	0	.000	.000
Lewis	—	2	0	1	0	0	0	0	0	0	0	0	0	0	0	0	0	0	0	0	—	—
Mangual	.111	3	9	1	1	1	0	0	0	0	0	0	0	0	0	3	0	0	0	0	.111	.111
Rudi	.222	5	18	1	4	7	0	0	1	3	1	0	0	3	1	1	0	0	0	0	.389	.333
Tenace	.235	5	17	3	4	5	1	0	0	0	0	0	1	2	0	4	0	0	0	0	.294	.350
<b>Totals</b>	<b>.200</b>	<b>5</b>	<b>160</b>	<b>15</b>	<b>32</b>	<b>54</b>	<b>5</b>	<b>1</b>	<b>5</b>	<b>15</b>	<b>4</b>	<b>1</b>	<b>2</b>	<b>17</b>	<b>3</b>	<b>39</b>	<b>3</b>	<b>1</b>	<b>2</b>	<b>4</b>	<b>.338</b>	<b>.283</b>

PITCHER	W	L	ERA	G	GS	CG	GF	SHO	SV	IP	H	R	ER	HR	HB	BB	IBB	SO	WP	BK	AVG
Blue	0	1	10.29	2	2	0	0	0	0	7.0	8	8	8	1	0	5	0	3	1	0	.286
Fingers	0	1	1.93	3	0	0	3	0	1	4.2	4	1	1	1	0	2	0	4	0	0	.250
Holtzman	1	0	0.82	1	1	1	0	0	0	11.0	3	1	1	1	0	1	0	7	0	0	.081
Hunter	2	0	1.65	2	2	1	0	1	0	16.1	12	3	3	0	1	5	1	6	0	0	.200
Odom	0	0	1.80	1	0	0	0	0	0	5.0	6	2	1	0	0	2	0	4	0	0	.286
Pina	0	0	0.00	1	0	0	0	0	0	2.0	3	0	0	0	1	1	0	1	0	0	.333
<b>Totals</b>	<b>3</b>	<b>2</b>	<b>2.74</b>	<b>5</b>	<b>5</b>	<b>2</b>	<b>3</b>	<b>1</b>	<b>1</b>	<b>46.0</b>	<b>36</b>	<b>15</b>	<b>14</b>	<b>3</b>	<b>2</b>	<b>16</b>	<b>1</b>	<b>25</b>	<b>1</b>	<b>0</b>	<b>.211</b>

**Game 1 — October 6**  
Baltimore 6, Oakland 0

**Game 2 — October 7**  
Oakland 6, Baltimore 3

**Game 3 — October 9**  
Oakland 2, Baltimore 1 (11)

Oakland	ab	r	h	bi
Campaneris ss	3	0	1	0
Rudi lf	2	0	0	0
Bando 3b	3	0	0	0
Jackson rf	4	0	1	0
Johnson dh	2	0	0	0
Borque dh	1	0	0	0
Tenace 1b-c	4	0	1	0
Mangual cf	4	0	0	0
Fosse c	2	0	0	0
Davalillo ph-1b	2	0	2	0
Green 2b	2	0	0	0
Alou ph	1	0	0	0
Kubiak 2b	1	0	0	0
Blue p	0	0	0	0
Pina p	0	0	0	0
Odom p	0	0	0	0
Fingers p	0	0	0	0
<b>Totals</b>	<b>31</b>	<b>0</b>	<b>5</b>	<b>0</b>

Baltimore	ab	r	h	bi
Rettenmund rf	4	1	1	0
Grich 2b	5	0	0	0
Blair cf	4	2	1	0
Davis dh	5	1	3	1
Baylor lf	3	2	2	1
Robinson 3b	5	0	0	0
Williams 1b	4	0	2	2
Etchebarren c	3	0	2	1
Belanger ss	3	0	1	1
Palmer p	0	0	0	0
<b>Totals</b>	<b>36</b>	<b>6</b>	<b>12</b>	<b>6</b>

Oakland	000	000	000	0	5	1
Baltimore	400	000	11x	6	12	0

**E** – Campaneris. **DP** – Oakland 1, Baltimore 1. **LOB** – Oakland 9, Baltimore 12. **2B** – Davis, Williams, Davalillo. **SB** – Campaneris.

Oakland	ip	h	r	er	bb	so
Blue (L)	0.2	3	4	4	2	2
Pina	2.0	3	0	0	1	1
Odom	5.0	6	2	1	2	4
Fingers	0.1	0	0	0	0	0
Baltimore	ip	h	r	er	bb	so
Palmer (W)	9.0	5	0	0	5	12

**HBP** – by Pina (Etchebarren). **WP** – Blue.  
**T** – 2:51. **A** – 41,279  
**Umpires** – Chylak, Haller, Maloney, Odom, Anthony and McCoy.

Oakland	ab	r	h	bi
Campaneris ss	5	2	3	2
Rudi lf	4	1	2	1
Bando 3b	4	2	2	3
Jackson rf	5	0	0	0
Tenace 1b	3	0	0	0
Johnson dh	4	0	1	0
Mangual cf	4	1	1	0
Fosse c	3	0	0	0
Green 2b	4	0	0	0
Hunter p	0	0	0	0
Fingers p	0	0	0	0
<b>Totals</b>	<b>36</b>	<b>6</b>	<b>9</b>	<b>6</b>

Baltimore	ab	r	h	bi
Bumbry lf	4	1	0	0
Coggins rf-cf	5	1	2	0
Davis dh	5	0	2	1
Powell 1b	4	1	0	0
Williams c	4	0	2	1
Blair cf	3	0	0	0
Crowley ph-rf	1	0	0	0
Robinson 3b	3	0	1	1
Hood pr	0	0	0	0
Baker ss	0	0	0	0
Grich 2b	2	0	0	0
Belanger ss	3	0	1	0
Baylor ph	1	0	0	0
Brown 3b	0	0	0	0
McNally p	0	0	0	0
Reynolds p	0	0	0	0
G. Jackson p	0	0	0	0
<b>Totals</b>	<b>35</b>	<b>3</b>	<b>8</b>	<b>3</b>

Oakland	100	002	021	6	9	0
Baltimore	100	001	010	3	8	0

**LOB** – Oakland 7, Baltimore 9. **2B** – Williams. **HR** – Campaneris, Rudi, Bando 2. **SB** – Campaneris 2. **S** – Fosse.

Oakland	ip	h	r	er	bb	so
Hunter (W)	7.1	7	3	3	3	5
Fingers (S)	1.2	1	0	0	1	1
Baltimore	ip	h	r	er	bb	so
McNally (L)	7.2	7	5	5	2	7
Reynolds	1.0	2	1	1	1	2
G. Jackson	0.1	0	0	0	0	0

**WP** – McNally. **PB** – Williams.  
**T** – 2:42. **A** – 48,425  
**Umpires** – Haller, Chylak, Maloney, Odom, Anthony and McCoy.

Baltimore	ab	r	h	bi
Rettenmund rf	5	0	0	0
Grich 2b	5	0	1	0
Blair cf	4	0	1	0
Davis dh	3	0	0	0
Baylor lf	4	0	0	0
Robinson 3b	4	0	0	0
Williams 1b	4	1	1	1
Etchebarren c	4	0	0	0
Bellanger ss	4	0	0	0
Cuellar p	0	0	0	0
<b>Totals</b>	<b>37</b>	<b>1</b>	<b>3</b>	<b>1</b>

Oakland	ab	r	h	bi
Campaneris ss	5	1	1	1
Rudi lf	4	0	1	1
Bando 3b	4	0	0	0
Jackson rf	4	0	0	0
Tenace 1b-c	4	0	1	0
Johnson dh	2	0	0	0
Conigliaro cf	4	0	0	0
Fosse c	1	0	0	0
Alou ph	1	0	1	0
Lewis pr	0	1	0	0
Davalillo 1b	1	0	0	0
Green 2b	2	0	0	0
Andrews ph	0	0	0	0
Kubiak 2b	1	0	0	0
Holtzman p	0	0	0	0
<b>Totals</b>	<b>33</b>	<b>2</b>	<b>4</b>	<b>2</b>

Baltimore	010	000	000	00	1	3	0
Oakland	000	000	010	01	2	4	3

None out when winning run scored.  
**E** – Green 2, Davalillo. **DP** – Oakland 1. **LOB** – Baltimore 4, Oakland 5. **HR** – Williams, Campaneris. **S** – Andrews.

Baltimore	ip	h	r	er	bb	so
Cuellar (L)	10.0	4	2	2	3	11
Oakland	ip	h	r	er	bb	so
Holtzman (W)	11.0	3	1	1	1	7

Cuellar pitched to one batter in the 11th.  
**T** – 2:23. **A** – 34,367  
**Umpires** – Maloney, Haller, Anthony, Chylak, McCoy and Odom.

**Game 4 — October 10**  
**Baltimore 5, Oakland 4**

**Game 5 — October 11**  
**Oakland 3, Baltimore 0**

<b>Baltimore</b>	<b>ab</b>	<b>r</b>	<b>h</b>	<b>bi</b>	<b>Baltimore</b>	<b>ab</b>	<b>r</b>	<b>h</b>	<b>bi</b>
Rettenmund rf	2	0	0	0	Bumbry lf	3	0	0	0
Grich 2b	4	1	1	1	Coggins rf	4	0	2	0
Blair cf	4	0	1	0	Davis dh	4	0	0	0
Davis dh	4	0	1	0	Williams 1b	3	0	0	0
Williams 1b	3	1	0	0	Blair cf	3	0	0	0
Baylor lf	3	1	1	0	Robinson 3b	4	0	2	0
Robinson 3b	4	1	2	1	Grich 2b	4	0	0	0
Etchebarren c	4	1	2	3	Etchebarren c	3	0	1	0
Belanger ss	4	0	0	0	Belanger ss	2	0	0	0
Palmer p	0	0	0	0	Crowley ph	1	0	0	0
Reynolds p	0	0	0	0	Baker ss	0	0	0	0
Watt p	0	0	0	0	Alexander p	0	0	0	0
G. Jackson p	0	0	0	0	Palmer p	0	0	0	0
<b>Totals</b>	<b>32</b>	<b>5</b>	<b>8</b>	<b>5</b>	<b>Totals</b>	<b>31</b>	<b>0</b>	<b>5</b>	<b>0</b>

<b>Oakland</b>	<b>ab</b>	<b>r</b>	<b>h</b>	<b>bi</b>	<b>Oakland</b>	<b>ab</b>	<b>r</b>	<b>h</b>	<b>bi</b>
Campaneris ss	4	0	1	0	Campaneris ss	4	0	1	0
Rudi lf	4	0	0	0	Rudi lf	4	0	1	1
Bando 3b	3	0	0	0	Bando 3b	4	0	1	0
Jackson rf	4	0	1	0	Jackson cf	4	0	1	0
Tenace 1b-c	3	2	1	0	Tenace 1b	3	1	1	0
Davalillo cf	3	1	2	0	Davalillo cf	2	1	1	1
Mangual ph-cf	1	0	0	0	Alou dh	3	0	1	1
Johnson dh	2	0	0	0	Fosse c	3	1	0	0
Borque dh	0	0	0	0	Green 2b	2	0	0	0
Andrews dh-1b	1	0	0	0	Hunter p	0	0	0	0
Fosse c	2	1	1	3	<b>Totals</b>	<b>29</b>	<b>3</b>	<b>7</b>	<b>3</b>
Lewis pr	0	0	0	0					
Kubiak 2b	0	0	0	0	Baltimore	000	000	000	0 5 2
Green 2b	3	0	1	1	Oakland	001	200	00x	3 7 0
Alou ph	1	0	0	0					
Fingers p	0	0	0	0					
Blue p	0	0	0	0					
<b>Totals</b>	<b>31</b>	<b>4</b>	<b>7</b>	<b>4</b>					

Baltimore	000	000	000	0	5	2
Oakland	001	200	00x	3	7	0

**E** – Robinson, Bumbry. **DP** – Baltimore  
1. **LOB** – Baltimore 7, Oakland 5. **2B**  
– Etchebarren, Coggins, Campaneris,  
Robinson. **3B** – Davalillo. **SB** – Bumbry.  
**S** – Green.

Baltimore	000	000	410	5	7	0
Oakland	030	001	000	4	8	0

**DP** – Oakland 2. **LOB** – Baltimore 4,  
Oakland 8. **2B** – Tenace, Fosse, Green,  
Robinson. **HR** – Etchebarren, Grich. **S** –  
Rudi. **SF** – Fosse.

<b>Baltimore</b>	<b>ip</b>	<b>h</b>	<b>r</b>	<b>er</b>	<b>bb</b>	<b>so</b>
Palmer	1.1	4	3	3	2	2
Reynolds	4.2	3	1	1	2	3
Watt	0.1	0	0	0	0	0
G. Jackson (W)	2.2	0	0	0	1	0
<b>Oakland</b>	<b>ip</b>	<b>h</b>	<b>r</b>	<b>er</b>	<b>bb</b>	<b>so</b>
Blue	6.1	5	4	4	3	1
Fingers (L)	2.2	3	1	1	1	3

<b>Baltimore</b>	<b>ip</b>	<b>h</b>	<b>r</b>	<b>er</b>	<b>bb</b>	<b>so</b>
Alexander (L)	3.2	5	3	2	0	1
Palmer	4.1	2	0	0	1	1
<b>Oakland</b>	<b>ip</b>	<b>h</b>	<b>r</b>	<b>er</b>	<b>bb</b>	<b>so</b>
Hunter (W)	9.0	5	0	0	2	1

**HBP** – by Hunter (Blair), by Alexander  
(Tenace).  
**T** – 2:11. **A** – 24,265  
**Umpires** – Haller, Chylak, Maloney,  
Odom, Anthony and McCoy.

**HBP** – by Watt (Bando).  
**T** – 2:31. **A** – 27,497  
**Umpires** – Chylak, Haller, Maloney,  
Odom, Anthony and McCoy.

# 1973 WORLD SERIES

The A's win their second consecutive World Championship, winning Games 6 and 7 to defeat the New York Mets, 4 games to 3. Reggie Jackson was named MVP of the series after hitting .310 with a home run and six RBI and Ken Holtzman was the winning pitcher in two of the A's four victories. The series also featured the "firing" of Mike Andrews by A's owner Charlie Finley after his two 12th inning errors in Game 2 helped the Mets to a 10-7 win. Andrews did make another appearance in the series, grounding out as a pinch hitter in Game 4.

Holtzman picks up the win in the A's 2-1 victory in Game 1. The A's collect just three hits off Mets starter Jon Matlack but all come in the third inning as Holtzman doubles and scores on an error and Joe Rudi has a RBI single. The Mets score four runs off Rollie Fingers in the 12th inning of Game 2 to defeat the A's 10-7, but only one run was earned as Andrews committed two errors. Game 3 went 11 innings but the A's won 3-2 on a RBI single by Campy Campaneris in the top of the 11th. The A's lost Game 4, 6-1 as Rusty Staub was a perfect 4 for 4 to even the series at two games apiece. Jerry Koosman and Tug McGraw then combined to three-hit the A's in a 2-0 win in Game 5 but the A's came back to win the final two games in Oakland. In Game 6, Reggie Jackson doubled twice, singled and drove in two runs in the A's 3-1 victory. The A's had gone the entire series without a home run before Campaneris hit a two-run home run in the third inning in Game 2. Jackson added a two-run homer later in the inning and Darold Knowles retired Wayne Garrett with runners on first and third in the ninth to save the A's 5-2 win.

## FINAL STATISTICS

PLAYER	AVG	G	AB	R	H	TB	2B	3B	HR	RBI	SH	SF	HP	BB	IBB	SO	SB	CS	DP	E	SLG	OBP
Alou	.158	7	19	0	3	4	1	0	0	3	0	1	0	0	0	0	0	0	0	0	.211	.150
Andrews	.000	2	3	0	0	0	0	0	0	0	0	0	0	1	0	1	0	0	0	2	.000	.250
Bando	.231	7	26	5	6	9	1	1	0	1	1	0	0	4	1	7	0	0	0	1	.346	.333
Blue	.000	2	4	0	0	0	0	0	0	0	0	0	0	0	0	4	0	0	0	0	.000	.000
Bourque	.500	2	2	0	1	1	0	0	0	0	0	0	0	0	0	0	0	0	0	0	.500	.500
Campaneris	.290	7	31	6	9	14	0	1	1	3	0	0	2	1	0	7	3	0	0	1	.452	.353
Conigliaro	.000	3	3	0	0	0	0	0	0	0	0	0	0	0	0	1	0	0	0	0	.000	.000
Davalillo	.091	6	11	0	1	1	0	0	0	0	0	0	0	2	0	1	0	0	0	0	.091	.231
Fingers	.333	6	3	0	1	1	0	0	0	0	0	0	0	0	0	1	0	0	0	0	.333	.333
Fosse	.158	7	19	0	3	4	1	0	0	0	0	0	0	1	1	4	0	0	0	0	.211	.200
Green	.063	7	16	0	1	1	0	0	0	0	0	0	0	1	0	6	0	1	0	1	.063	.118
Holtzman	.667	3	3	2	2	4	2	0	0	0	0	0	0	0	0	0	0	0	0	0	1.333	.667
Hunter	.000	2	5	0	0	0	0	0	0	0	0	0	0	0	3	0	0	0	0	1	.000	.000
Jackson	.310	7	29	3	9	17	3	1	1	6	0	0	0	2	0	7	0	0	1	0	.586	.355
Johnson	.300	6	10	0	3	4	1	0	0	0	0	0	0	1	0	4	0	0	0	0	.400	.364
Knowles	—	0	0	0	0	0	0	0	0	0	0	0	0	0	0	0	0	0	0	1	—	—
Kubiak	.000	4	3	1	0	0	0	0	0	0	0	0	0	1	0	1	0	0	0	0	.000	.250
Lewis	—	3	0	1	0	0	0	0	0	0	0	0	0	0	0	0	0	0	0	0	—	—
Lindblad	.000	3	1	0	0	0	0	0	0	0	0	0	0	0	0	0	0	0	0	0	.000	.000
Mangual	.000	5	6	0	0	0	0	0	0	0	0	0	0	0	3	0	0	0	0	0	.000	.000
Odom	.000	3	1	0	0	0	0	0	0	0	0	0	0	0	0	1	0	0	0	0	.000	.000
Rudi	.333	7	27	3	9	11	2	0	4	1	0	0	3	0	4	0	1	0	0	0	.407	.400
Tenace	.158	7	19	0	3	4	1	0	0	3	0	0	0	11	1	7	0	2	1	2	.211	.467
<b>Totals</b>	<b>.212</b>	<b>7</b>	<b>241</b>	<b>21</b>	<b>51</b>	<b>75</b>	<b>12</b>	<b>3</b>	<b>2</b>	<b>20</b>	<b>2</b>	<b>1</b>	<b>2</b>	<b>28</b>	<b>3</b>	<b>62</b>	<b>3</b>	<b>4</b>	<b>2</b>	<b>9</b>	<b>.311</b>	<b>.298</b>

PITCHER	W	L	ERA	G	GS	CG	GF	SHO	SV	IP	H	R	ER	HR	HB	BB	IBB	SO	WP	BK	AVG
Blue	0	1	4.91	2	2	0	0	0	0	11.0	10	6	6	2	0	3	0	8	1	0	.222
Fingers	0	1	0.66	6	0	0	3	0	2	13.2	13	5	1	0	1	4	1	8	0	0	.250
Holtzman	2	1	4.22	3	3	0	0	0	10.2	13	5	5	1	0	5	0	6	0	0	0	.310
Hunter	1	0	2.03	2	2	0	0	0	13.1	11	3	3	1	0	4	1	6	1	0	0	.212
Knowles	0	0	0.00	7	0	0	2	0	2	6.1	4	1	0	0	1	5	2	5	0	0	.167
Lindblad	1	0	0.00	3	0	0	2	0	0	3.1	4	0	0	0	0	1	1	1	0	0	.250
Odom	0	0	3.86	2	0	0	0	0	0	4.2	5	2	2	0	2	0	2	1	0	0	.294
Pina	0	0	0.00	2	0	0	0	0	0	3.0	6	2	0	0	1	2	1	0	0	0	.462
<b>Totals</b>	<b>4</b>	<b>3</b>	<b>2.32</b>	<b>7</b>	<b>7</b>	<b>0</b>	<b>7</b>	<b>0</b>	<b>4</b>	<b>66.0</b>	<b>66</b>	<b>24</b>	<b>17</b>	<b>4</b>	<b>3</b>	<b>26</b>	<b>6</b>	<b>36</b>	<b>3</b>	<b>0</b>	<b>.253</b>



**Game 1 — October 13**  
**Oakland 2, New York 1**

**Game 2 — October 14**  
**New York 10, Oakland 7 (12)**

New York	ab	r	h	bi
Garrett 3b	5	0	0	0
Millan 2b	4	0	1	0
Mays cf	4	0	1	0
Jones lf	4	1	2	0
Milner 1b	4	0	2	1
Grote c	4	0	0	0
Hahn rf	2	0	0	0
Kranepool ph	1	0	0	0
Harrelson ss	2	0	0	0
Hodges ph	0	0	0	0
Martinez pr	0	0	0	0
Matlack p	0	0	0	0
Boswell ph	1	0	1	0
McGraw p	0	0	0	0
Beauchamp ph	1	0	0	0
<b>Totals</b>	<b>32</b>	<b>1</b>	<b>7</b>	<b>1</b>

Oakland	ab	r	h	bi
Campaneris ss	4	1	1	0
Rudi lf	3	0	1	1
Bando 3b	3	0	1	1
Jackson cf-rf	3	0	0	0
Tenace 1b	3	0	0	0
Alou rf	3	0	0	0
Davalillo cf	0	0	0	0
Fosse c	3	0	0	0
Green 2b	2	0	0	0
Holtzman p	1	1	1	0
Mangual ph	1	0	0	0
Fingers p	1	0	0	0
Knowles p	0	0	0	0
<b>Totals</b>	<b>27</b>	<b>2</b>	<b>4</b>	<b>1</b>

New York	000	100	000	1	7	2
Oakland	002	000	00x	2	4	0

**E** – Millan, Mays. **DP** – Oakland 2. **LOB** – New York 9, Oakland 5. **2B** – Holtzman, Jones. **3B** – Millan. **SB** – Campaneris. **CS** – Green. **S** – Matlack, Rudi.

New York	ip	h	r	er	bb	so
Matlack (L)	6.0	3	2	2	2	3
McGraw	2.0	1	0	0	1	1
<b>Oakland</b>	<b>ip</b>	<b>h</b>	<b>r</b>	<b>er</b>	<b>bb</b>	<b>so</b>
Holtzman (W)	5.0	4	1	1	3	2
Fingers	3.1	3	0	0	1	3
Knowles (Sv)	0.2	0	0	0	0	0

**PB** – Fosse.  
**T** – 2:26. **A** – 46,021  
**Umpires** – Springstead, Donatelli, Neudecker, Pryor, Goetz and Wendelstedt.

New York	ab	r	h	bi
Garrett 3b	6	1	1	1
Millan 2b	6	0	0	0
Staub rf	5	0	1	0
Mays pf-cf	2	1	1	1
Jones lf	5	3	3	1
Milner 1b	6	1	2	0
Grote c	6	1	2	0
Hahn cf-rf	7	1	1	1
Harrelson ss	6	1	3	1
Koosman p	1	0	0	0
Sadecki p	0	0	0	0
Theodore ph	1	0	0	0
Parker p	0	0	0	0
Beauchamp ph	1	0	0	0
McGraw p	2	1	1	0
Stone p	0	0	0	0
<b>Totals</b>	<b>54</b>	<b>10</b>	<b>15</b>	<b>5</b>

Oakland	ab	r	h	bi
Campaneris ss	6	2	1	0
Rudi lf	5	1	2	1
Bando 3b	5	2	1	1
Jackson cf	6	1	4	2
Tenace 1b	3	0	1	1
Alou rf	6	0	3	2
Fosse c	5	0	0	0
Green 2b	2	0	0	0
Mangual ph	1	0	0	0
Kubiak 2b	0	0	0	0
Andrews ph-2b	2	0	0	0
Blue p	2	0	0	0
Pina p	0	0	0	0
Knowles p	0	0	0	0
Conigliaro ph	1	0	0	0
Odom p	0	0	0	0
Johnson ph	1	0	1	0
Lewis pr	0	1	0	0
Fingers p	1	0	0	0
Lindblad p	0	0	0	0
Davalillo ph	1	0	0	0
<b>Totals</b>	<b>47</b>	<b>7</b>	<b>13</b>	<b>7</b>

New York	011	004	000	004	1015	1
Oakland	210	000	102	001	713	5

**E** – Koosman, Bando, Tenace, Andrews 2, Knowles. **DP** – New York 1, Oakland 1. **LOB** – New York 15, Oakland 12. **2B** – Rudi, Alou, Jackson, Johnson, Harrelson. **3B** – Bando, Campaneris, Jackson. **HR** – Jones (off Blue), Garrett (off Blue). **SB** – Campaneris. **CS** – Rudi, Tenace. **S** – McGraw.

New York	ip	h	r	er	bb	so
Koosman	2.1	6	3	3	3	4
Sadecki	1.2	0	0	0	0	3
Parker	1.0	1	0	0	0	0
McGraw (W)	6.0	5	4	4	3	8
Stone (Sv)	1.0	1	0	0	1	0
<b>Oakland</b>	<b>ip</b>	<b>h</b>	<b>r</b>	<b>er</b>	<b>bb</b>	<b>so</b>
Blue	5.1	4	4	4	2	4
Pina	0.0	2	2	0	0	0
Knowles	1.2	1	0	0	2	2
Odom	2.0	2	0	0	0	2
Fingers (L)	2.2	6	4	1	0	2
Lindblad	0.1	0	0	0	0	0

Pina pitched to three batters in the 6th. McGraw pitched to two batters in the 12th.  
**HBP** – by Pina (Grote), by McGraw (Campaneris), by Fingers (Jones).  
**T** – 4:13. **A** – 49,151  
**Umpires** – Donatelli, Neudecker, Pryor, Goetz, Wendelstedt and Springstead.

**Game 3 — October 16**  
Oakland 3, New York 2 (11)

**Game 4 — October 17**  
New York 6, Oakland 1

**Game 5 — October 18**  
New York 2, Oakland 0

Oakland	ab	r	h	bi
Campaneris ss	6	1	3	1
Rudi lf	5	0	2	1
Bando 3b	4	1	2	0
Jackson rf	5	0	0	0
Tenace 1b-c	3	0	1	1
Davalillo cf-1b	5	0	1	0
Fosse c	2	0	0	0
Borque ph-1b	2	0	1	0
Lewis pr	0	0	0	0
Lindblad p	1	0	0	0
Fingers p	0	0	0	0
Green 2b	2	0	0	0
Alou ph	1	0	0	0
Kubiak 2b	1	1	0	0
Hunter p	2	0	0	0
Johnson ph	1	0	0	0
Knowles p	0	0	0	0
Mangual ph-cf	2	0	0	0
<b>Totals</b>	<b>42</b>	<b>3</b>	<b>10</b>	<b>3</b>

New York	ab	r	h	bi
Garrett 3b	4	1	2	1
Millan 2b	5	1	2	0
Staub rf	6	0	2	0
Jones lf	5	0	0	0
Milner 1b	3	0	1	0
Grote c	5	0	0	0
Hahn cf	5	0	1	0
Harrelson ss	5	0	2	0
Seaver p	3	0	0	0
Beauchamp ph	1	0	0	0
Sadecki p	0	0	0	0
McGraw p	0	0	0	0
Mays ph	1	0	0	0
Parker p	0	0	0	0
<b>Totals</b>	<b>43</b>	<b>2</b>	<b>10</b>	<b>1</b>

Oakland	000	001	010	01	310	1
New York	200	000	000	00	210	2

**E** – Hunter, Millan 2. **LOB** – Oakland 10, New York 14. **2B** – Rudi, Hahn, Bando, Tenace, Staub. **HR** – Garrett (off Hunter). **SB** – Campaneris. **S** – Bando, Millan.

Oakland	ip	h	r	er	bb	so
Hunter	6.0	7	2	2	3	5
Knowles	2.0	0	0	0	1	0
Lindblad (W)	2.0	3	0	0	1	0
Fingers (Sv)	1.0	0	0	0	0	0
New York	ip	h	r	er	bb	so
Seaver	8.0	7	2	2	1	12
Sadecki	0.0	1	0	0	0	0
McGraw	2.0	1	0	0	1	1
Parker (L)	1.0	1	1	0	1	1

Sadecki pitched to two batters in the 9th. Lindblad pitched to one batter in the 11th.

**WP** – Hunter. **PB** – Grote.

**T** – 3:15. **A** – 54,817

**Umpires** – Neudecker, Pryor, Goetz, Wendelstedt, Springstead and Donatelli.

Oakland	ab	r	h	bi
Campaneris ss	4	0	0	0
Rudi lf	4	0	1	0
Bando 3b	3	1	0	0
Jackson cf	4	0	1	0
Tenace 1b	3	0	1	1
Alou rf	4	0	0	0
Fosse c	4	0	1	0
Green 2b	1	0	0	0
Mangual ph	1	0	0	0
Kubiak 2b	1	0	0	0
Johnson ph	1	0	1	0
Holtzman p	0	0	0	0
Odum p	1	0	0	0
Knowles p	0	0	0	0
Conigliaro ph	1	0	0	0
Pina p	0	0	0	0
Andrews ph	1	0	0	0
Lindblad p	0	0	0	0
Davalillo ph	0	0	0	0
<b>Totals</b>	<b>33</b>	<b>1</b>	<b>5</b>	<b>1</b>

New York	ab	r	h	bi
Garrett 3b	4	2	1	0
Millan 2b	5	1	1	0
Staub rf	4	1	4	5
Jones lf	3	0	1	0
Theodore lf	1	0	0	0
Milner 1b	3	0	0	0
Grote c	4	0	3	0
Hahn cf	4	1	1	0
Harrelson ss	2	1	1	0
Matlack p	3	0	1	0
Sadecki p	0	0	0	0
<b>Totals</b>	<b>33</b>	<b>6</b>	<b>13</b>	<b>5</b>

Oakland	000	100	000	1	5	1
New York	300	300	00x	6	13	1

**E** – Green, Garrett. **DP** – Oakland 4. **LOB** – Oakland 9, New York 10. **HR** – Staub (off Holtzman).

Oakland	ip	h	r	er	bb	so
Holtzman (L)	0.1	4	3	3	1	0
Odum	2.2	3	2	2	2	0
Knowles	1.0	1	1	0	1	1
Pina	3.0	4	0	0	2	0
Lindblad	1.0	1	0	0	0	1
New York	ip	h	r	er	bb	so
Matlack (W)	8.0	3	1	0	2	5
Sadecki (Sv)	1.0	2	0	0	1	2

Odum pitched to two batters in the 4th. **WP** – Odum. **HBP** – by Knowles (Garrett), by Matlack (Campaneris).

**T** – 2:41. **A** – 54,817

**Umpires** – Pryor, Goetz, Wendelstedt, Springstead, Donatelli and Neudecker.

Oakland	ab	r	h	bi
Campaneris ss	3	0	1	0
Rudi lf	4	0	0	0
Bando 3b	3	0	1	0
Jackson cf	3	0	0	0
Tenace 1b	1	0	0	0
Odum pr	0	0	0	0
Bourque 1b	0	0	0	0
Alou rf	4	0	0	0
Fosse c	4	0	1	0
Green 2b	2	0	0	0
Johnson ph	0	0	0	0
Lewis pr	0	0	0	0
Kubiak 2b	1	0	0	0
Blue p	2	0	0	0
Knowles p	0	0	0	0
Mangual ph	1	0	0	0
Fingers p	0	0	0	0
Conigliaro ph	1	0	0	0
<b>Totals</b>	<b>29</b>	<b>0</b>	<b>3</b>	<b>0</b>

New York	ab	r	h	bi
Garrett 3b	3	0	0	0
Millan 2b	4	0	0	0
Staub rf	3	0	1	0
Jones lf	4	1	2	0
Milner 1b	4	0	2	1
Grote c	3	1	1	0
Hahn cf	4	0	1	1
Harrelson ss	2	0	0	0
Koosman p	3	0	0	0
McGraw p	1	0	0	0
<b>Totals</b>	<b>31</b>	<b>2</b>	<b>7</b>	<b>2</b>

Oakland	000	000	000	0	3	1
New York	010	001	00x	2	7	1

**E** – Campaneris, Garrett. **DP** – New York 1. **LOB** – Oakland 9, New York 10. **2B** – Jones, Fosse. **3B** – Hahn. **S** – Grote.

Oakland	ip	h	r	er	bb	so
Blue (L)	5.2	6	2	2	1	4
Knowles	0.1	0	0	0	1	1
Fingers	2.0	1	0	0	2	1
New York	ip	h	r	er	bb	so
Koosman (W)	6.1	3	0	0	4	4
McGraw (Sv)	2.2	0	0	0	3	3

**WP** – Blue.

**T** – 2:39. **A** – 54,817

**Umpires** – Goetz, Wendelstedt, Springstead, Donatelli, Neudecker and Pryor.

**Game 6 — October 20**  
Oakland 3, New York 1

**Game 7 — October 21**  
Oakland 5, New York 2

New York	ab	r	h	bi
Garrett 3b	3	0	1	0
Millan 2b	4	0	1	1
Staub rf	4	0	1	0
Jones lf	4	0	0	0
Milner 1b	4	0	1	0
Grote c	4	0	1	0
Hahn cf	3	0	0	0
Kranepool ph	1	0	0	0
Harrelson ss	3	0	0	0
Seaver p	2	0	0	0
Boswell ph	1	1	1	0
McGraw p	0	0	0	0
<b>Totals</b>	<b>33</b>	<b>1</b>	<b>6</b>	<b>1</b>

Oakland	ab	r	h	bi
Campaneris ss	4	0	0	0
Rudi lf	3	1	1	0
Bando 3b	4	1	1	0
Jackson rf-cf	4	1	3	2
Tenace c-1b	3	0	0	0
Davalillo cf	2	0	0	0
Alou ph	0	0	0	1
Johnson 1b	4	0	1	0
Fosse c	0	0	0	0
Green 2b	3	0	1	0
Hunter p	3	0	0	0
Knowles p	0	0	0	0
Fingers p	0	0	0	0
<b>Totals</b>	<b>30</b>	<b>3</b>	<b>7</b>	<b>3</b>

New York	000	000	010	1	6	2
Oakland	101	000	01x	3	7	0

**E** – Garrett, Hahn. **DP** – New York 1.  
**LOB** – New York 6, Oakland 7. **2B** –  
Jackson 2. **CS** – Tenace. **SF** – Alou.

New York	ip	h	r	er	bb	so
Seaver (L)	7.0	6	2	2	2	6
McGraw	1.0	1	1	0	1	1
<b>Oakland</b>	<b>ip</b>	<b>h</b>	<b>r</b>	<b>er</b>	<b>bb</b>	<b>so</b>
Hunter (W)	7.1	4	1	1	1	1
Knowles	0.1	2	0	0	0	1
Fingers (Sv)	1.1	0	0	0	0	0

**WP** – Seaver.  
**T** – 2:07. **A** – 49,333  
**Umpires** – Wendelstedt, Springstead,  
Donatelli, Neudecker, Pryor and Goetz.

New York	ab	r	h	bi
Garrett 3b	5	0	0	0
Millan 2b	4	1	1	0
Staub rf	4	0	2	1
Jones lf	3	0	0	0
Milner 1b	3	1	0	0
Grote c	4	0	1	0
Hahn cf	4	0	3	0
Harrelson ss	4	0	0	0
Mattack p	1	0	0	0
Parker p	0	0	0	0
Beauchamp ph	1	0	0	0
Sadecki p	0	0	0	0
Bowell ph	1	0	1	0
Martinez pr	0	0	0	0
<b>Totals</b>	<b>35</b>	<b>2</b>	<b>8</b>	<b>1</b>

Oakland	ab	r	h	bi
Campaneris ss	4	2	3	2
Rudi lf	3	1	2	1
Bando 3b	4	0	0	0
Jackson cf-ff	4	1	1	2
Tenace c-1b	3	0	0	0
Alou rf	1	0	0	0
Davalillo ph-cf	3	0	0	0
Johnson 1b	3	0	0	0
Fosse c	1	0	1	0
Green 2b	4	0	0	0
Holtzman p	2	1	1	0
Fingers p	1	0	1	0
Knowles p	0	0	0	0
<b>Totals</b>	<b>55</b>	<b>5</b>	<b>9</b>	<b>5</b>

New York	000	001	001	2	8	1
Oakland	004	010	00x	5	9	1

**E** – Jones, Tenace. **DP** – Oakland 1. **LOB** –  
New York 8, Oakland 6. **2B** – Holtzman,  
Millan, Staub. **HR** – Campaneris (off Mat-  
tack), Jackson (off Mattack).

New York	ip	h	r	er	bb	so
Mattack (L)	2.2	4	4	4	1	3
Parker	1.1	0	0	0	1	1
Sadecki	2.0	2	1	1	0	1
Stone	2.0	3	0	0	0	3
<b>Oakland</b>	<b>ip</b>	<b>h</b>	<b>r</b>	<b>er</b>	<b>bb</b>	<b>so</b>
Holtzman (W)	5.1	5	1	1	1	4
Fingers	3.1	3	1	0	1	2
Knowles (Sv)	0.1	0	0	0	0	0

**T** – 2:37. **A** – 49,333  
**Umpires** – Springstead, Donatelli,  
Neudecker, Pryor, Goetz and Wendel-  
stedt.

# 1974 ALCS

The A's and Orioles square off in the American League Championship Series for the third time in the last four years and the A's win their third straight American League Pennant, defeating the Orioles 3 games to 1. Pitching was the key as Vida Blue, Ken Holtzman and Blue Moon Odom combined for 21.1 innings of scoreless pitching. Ray Fosse paced the A's offense with a .333 batting average, one home run and three RBI.

The A's lose Game 1 of the series, 6-3 as Paul Blair, Brooks Robinson and Bobby Grich all homer off A's starter Catfish Hunter. Ken Holtzman gets the A's back on track in Game 2 with a five-hit shutout in the A's 5-0 win and Ray Fosse adds three hits and three RBI. Game 3 is a pitchers duel between ALCS MVP Vida Blue and Jim Palmer and Blue comes out on the winning end when Sal Bando hits a solo home run in the fourth inning for the only run of the game. Palmer would allow just three other hits but Blue allowed just two and did not walk a batter. Jim Hunter tosses seven scoreless innings in Game 5 and A's pitchers extend their scoreless streak to 30 innings before Rollie Fingers allows a run in the ninth in the A's 2-1 win. The A's collect just one hit but walk 11 times.

## FINAL STATISTICS

PLAYER	AVG	G	AB	R	H	TB	2B	3B	HR	RBI	SH	SF	HP	BB	IBB	SO	SB	CS	DP	E	SLG	OBP
Alou	1.000	1	1	0	1	1	0	0	0	0	0	0	0	0	0	0	0	0	0	0	1.000	1.000
Bando	.231	4	13	4	3	9	0	0	2	2	0	0	4	0	0	0	0	0	0	0	.692	.412
Campaneris	.176	4	17	0	3	3	0	0	0	3	0	1	0	0	0	3	1	1	1	0	.176	.167
Fosse	.333	4	12	1	4	8	1	0	1	3	1	0	0	1	0	2	0	0	0	0	.667	.385
Green	.222	4	9	0	2	2	0	0	0	1	0	0	2	0	1	0	0	0	0	2	.222	.364
Holt	—	2	0	0	0	0	0	0	0	0	0	0	0	1	1	0	0	0	0	0	—	1.000
Jackson	.167	4	12	0	2	3	1	0	0	1	0	0	0	5	0	2	0	0	0	0	.250	.412
Mangual	.250	1	4	0	1	1	0	0	0	0	0	0	0	0	0	0	0	0	0	0	.250	.250
Maxvill	.000	1	1	0	0	0	0	0	0	0	0	0	0	0	0	1	0	0	0	0	.000	.000
North	.063	4	16	3	1	2	1	0	0	0	0	0	0	2	0	1	1	0	0	0	.125	.167
Rudi	.154	4	13	0	2	4	0	1	0	1	0	0	3	2	2	2	0	0	0	0	.308	.313
Tenace	.000	4	11	1	0	0	0	0	0	1	0	0	4	0	4	1	0	1	0	0	.000	.267
Trillo	—	1	0	1	0	0	0	0	0	0	0	0	0	0	0	0	0	0	0	0	—	—
Washington, C	.273	4	11	1	3	4	1	0	0	0	0	0	1	0	0	0	0	0	1	0	.364	.333
Washington, W	—	2	0	0	0	0	0	0	0	0	0	0	0	0	0	0	2	0	0	0	—	—
<b>Totals</b>	<b>.183</b>	<b>4</b>	<b>120</b>	<b>11</b>	<b>22</b>	<b>37</b>	<b>4</b>	<b>1</b>	<b>3</b>	<b>11</b>	<b>2</b>	<b>1</b>	<b>1</b>	<b>22</b>	<b>3</b>	<b>16</b>	<b>3</b>	<b>3</b>	<b>3</b>	<b>2</b>	<b>.308</b>	<b>.313</b>

PITCHER	W	L	ERA	G	GS	CG	GF	SHO	SV	IP	H	R	ER	HR	HB	BB	IBB	SO	WP	BK	AVG
Blue	1	0	0.00	1	1	1	0	1	0	9.0	2	0	0	0	0	0	0	7	0	0	.067
Fingers	0	0	3.00	2	0	0	2	0	1	3.0	3	1	1	0	0	1	0	3	0	0	.250
Holtzman	1	0	0.00	1	1	1	0	1	0	9.0	5	0	0	0	0	2	0	3	0	0	.167
Hunter	1	1	4.63	2	2	0	0	0	0	11.2	11	6	6	3	0	2	0	6	0	0	.268
Odom	0	0	0.00	1	0	0	0	0	0	3.1	1	0	0	0	0	0	0	1	0	0	.091
<b>Totals</b>	<b>3</b>	<b>1</b>	<b>1.75</b>	<b>4</b>	<b>4</b>	<b>2</b>	<b>2</b>	<b>2</b>	<b>1</b>	<b>36.0</b>	<b>22</b>	<b>7</b>	<b>7</b>	<b>3</b>	<b>0</b>	<b>5</b>	<b>0</b>	<b>20</b>	<b>0</b>	<b>0</b>	<b>.177</b>

**Game 1 — October 5**  
**Baltimore 6, Oakland 3**

**Game 2 — October 6**  
**Oakland 5, Baltimore 0**

**Game 3 — October 8**  
**Oakland 1, Baltimore 0**

Baltimore	ab	r	h	bi
Coggins rf	4	0	0	0
Blair cf	4	2	2	2
Grich 2b	4	2	2	2
Davis dh	4	0	2	1
Powell 1b	4	0	0	0
Baylor lf	4	0	2	0
Robinson 3b	4	1	1	1
Hendricks c	4	1	1	0
Belanger ss	3	0	0	0
Cuellar p	0	0	0	0
Grimsley p	0	0	0	0
<b>Totals</b>	<b>35</b>	<b>6</b>	<b>10</b>	<b>6</b>

Oakland	ab	r	h	bi
North cf	5	2	1	0
Campaneris ss	4	0	3	3
Jackson rf	4	0	0	0
Bando 3b	4	0	1	0
Rudi lf	4	0	0	0
Tenace 1b	3	0	0	0
Mangual dh	4	0	1	0
Fosse c	2	0	1	0
Alou ph	1	0	1	0
Trillo pr	0	1	0	0
Green 2b	2	0	0	0
C. Washington ph	1	0	1	0
Hunter p	0	0	0	0
Odum p	0	0	0	0
Fingers p	0	0	0	0
<b>Totals</b>	<b>34</b>	<b>3</b>	<b>9</b>	<b>3</b>

Baltimore	100	140	000	6	10	0
Oakland	001	010	001	3	9	0

**DP** – Oakland 1. **LOB** – Baltimore 3, Oakland 9. **2B** – Grich, North, C. Washington. **HR** – Blair, Robinson, Grich. **SB** – North, Campaneris. **S** – Belanger. **SF** – Campaneris.

Baltimore	ip	h	r	er	bb	so
Cuellar (W)	8.0	9	3	3	4	4
Grimsley	1.0	0	0	0	0	0
<b>Oakland</b>	<b>ip</b>	<b>h</b>	<b>r</b>	<b>er</b>	<b>bb</b>	<b>so</b>
Hunter (L)	4.2	8	6	6	0	3
Odum	3.1	1	0	0	0	1
Fingers	1.0	1	0	0	0	1

Cuellar pitched to two batters in the 9th.

**PB** – Fosse.

**T** – 2:29. **A** – 41,609

**Umpires** – Napp, Neudecker, Goetz, Phillips, Springstead and Deegan.

Baltimore	ab	r	h	bi
Belanger ss	3	0	0	0
Motton ph	1	0	0	0
Baker ss	0	0	0	0
Blair cf	3	0	1	0
Grich 2b	4	0	0	0
Davis dh	4	0	1	0
Baylor lf	4	0	0	0
Robinson 3b	2	0	0	0
Williams 1b	3	0	0	0
Cabell rf	3	0	1	0
Etchebarren c	3	0	2	0
Bumbry pr	0	0	0	0
Hendricks c	0	0	0	0
McNally p	0	0	0	0
Garland p	0	0	0	0
Reynolds p	0	0	0	0
G. Jackson p	0	0	0	0
<b>Totals</b>	<b>30</b>	<b>0</b>	<b>5</b>	<b>0</b>

Oakland	ab	r	h	bi
Campaneris ss	4	0	0	0
North cf	2	1	0	0
Bando 3b	3	1	1	1
Jackson dh	3	0	0	0
H. Washington pr	0	0	0	0
Rudi lf	4	0	2	1
Tenace 1b	3	1	0	0
C. Washington rf	4	1	1	0
Fosse c	4	1	3	3
Green 2b	1	0	1	0
Holt ph	0	0	0	0
Odum pr	0	0	0	0
Maxvill 2b	1	0	0	0
Holtzman p	0	0	0	0
<b>Totals</b>	<b>29</b>	<b>5</b>	<b>8</b>	<b>5</b>

Baltimore	000	000	000	0	5	2
Oakland	000	101	03x	5	8	0

**E** – Grich, Baker. **DP** – Baltimore 2, Oakland 2. **LOB** – Baltimore 5, Oakland 7. **2B** – Fosse. **3B** – Rudi. **HR** – Bando, Fosse. **SB** – Tenace. **S** – Green.

Baltimore	ip	h	r	er	bb	so
McNally (L)	5.2	6	2	1	2	2
Garland	0.2	1	0	0	1	0
Reynolds	1.1	0	1	0	3	1
G. Jackson	0.1	1	2	0	0	1
<b>Oakland</b>	<b>ip</b>	<b>h</b>	<b>r</b>	<b>er</b>	<b>bb</b>	<b>so</b>
Holtzman (W)	9.0	5	0	0	2	3

**WP** – McNally.

**T** – 2:23. **A** – 42,810

**Umpires** – Neudecker, Goetz, Phillips, Springstead, Deegan and Napp.

Oakland	ab	r	h	bi
Campaneris ss	4	0	0	0
North cf	4	0	0	0
Bando 3b	4	1	1	1
Jackson dh	4	0	1	0
Rudi lf	4	0	0	0
Tenace 1b	2	0	0	0
H. Washington pr	0	0	0	0
Holt 1b	0	0	0	0
C. Washington rf	2	0	1	0
Fosse c	2	0	0	0
Green 2b	3	0	1	0
Blue p	0	0	0	0
<b>Totals</b>	<b>29</b>	<b>1</b>	<b>4</b>	<b>1</b>

Baltimore	ab	r	h	bi
Coggins rf	3	0	0	0
Cabell ph	1	0	0	0
Blair cf	4	0	0	0
Grich 2b	4	0	1	0
Davis dh	3	0	0	0
Baylor lf	3	0	1	0
Robinson 3b	3	0	0	0
Williams 1b	3	0	0	0
Etchebarren c	3	0	0	0
Belanger ss	3	0	0	0
Palmer p	0	0	0	0
<b>Totals</b>	<b>30</b>	<b>0</b>	<b>2</b>	<b>0</b>

Oakland	000	100	000	1	4	2
Baltimore	000	000	000	0	2	1

**E** – Williams, Green 2. **DP** – Baltimore 1. **LOB** – Oakland 4, Baltimore 3. **HR** – Bando. **S** – Fosse.

Oakland	ip	h	r	er	bb	so
Blue (W)	9.0	2	0	0	0	7
<b>Baltimore</b>	<b>ip</b>	<b>h</b>	<b>r</b>	<b>er</b>	<b>bb</b>	<b>so</b>
Palmer (L)	9.0	4	1	1	1	4

**HBP** – by Palmer (C. Washington).

**T** – 1:57. **A** – 32,060

**Umpires** – Goetz, Phillips, Springstead, Deegan, Napp and Neudecker.

**Game 4 — October 9**  
**Oakland 2, Baltimore 1**

<b>Oakland</b>	<b>ab</b>	<b>r</b>	<b>h</b>	<b>bi</b>
Campaneris ss	5	0	0	0
North cf	5	0	0	0
Bando 3b	2	2	0	0
Jackson dh	1	0	1	1
Odom pr	0	0	0	0
Rudi lf	1	0	0	0
Tenace 1b	3	0	0	1
C. Washington rf	4	0	0	0
Fosse c	4	0	0	0
Green 2b	3	0	0	0
Hunter p	0	0	0	0
Fingers p	0	0	0	0
<b>Totals</b>	<b>28</b>	<b>2</b>	<b>1</b>	<b>2</b>

<b>Baltimore</b>	<b>ab</b>	<b>r</b>	<b>h</b>	<b>bi</b>
Coggins rf	4	0	0	0
Blair cf	3	1	1	0
Grich 2b	4	0	1	0
Davis dh	4	0	1	0
Cabell pr	0	0	0	0
Powell 1b	4	0	1	1
Palmer pr	0	0	0	0
Baylor lf	4	0	1	0
Robinson 3b	3	0	0	0
Hendricks c	2	0	0	0
Belanger ss	0	0	0	0
Bumbry ph	1	0	0	0
Baker ss	0	0	0	0
Cuellar p	0	0	0	0
Grimsley p	0	0	0	0
<b>Totals</b>	<b>29</b>	<b>1</b>	<b>5</b>	<b>1</b>

Oakland	000	010	100	2	1	0
Baltimore	000	000	001	1	5	1

**E** – Belanger. **DP** – Oakland 1, Baltimore 1. **LOB** – Oakland 10, Baltimore 5. **2B** – Jackson. **S** – Belanger.

<b>Oakland</b>	<b>ip</b>	<b>h</b>	<b>r</b>	<b>er</b>	<b>bb</b>	<b>so</b>
Hunter (W)	7.0	3	0	0	2	3
Fingers (Sv)	2.0	2	1	1	1	2
<b>Baltimore</b>	<b>ip</b>	<b>h</b>	<b>r</b>	<b>er</b>	<b>bb</b>	<b>so</b>
Cuellar (L)	4.2	0	1	1	9	2
Grimsley	4.1	1	1	1	2	2

**WP** – Cuellar.  
**T** – 2:46. **A** – 28,136  
**Umpires** – Phillips, Springstead, Deegan, Napp, Neudecker and Goetz.

# 1974 WORLD SERIES

The A's win their third consecutive World Championship to become the first team to win at least three straight since the New York Yankees won five straight, 1949-53. The A's defeated the Los Angeles Dodgers in five games in a series where four of the five games were decided by a 3-2 score. Bert Campaneris hit .353 in the series and Joe Rudi topped the A's with four RBI. World Series MVP Rollie Fingers had a win and two saves while posting a 1.93 ERA and the A's used just five pitchers the entire series.

The A's open the series with a 3-2 win as Rollie Fingers pitched 4.1 innings of relief for the win before Catfish Hunter comes on to strike out Joe Ferguson in the bottom of the ninth with the tying run at first base. The Dodgers even the series with a 3-2 win in Game 2 as Don Sutton shuts out the A's on four hits over the first eight innings. Joe Rudi has a two-run single in the ninth but the A's rally falls short. Hunter started Game 3 and kept the Dodgers off the board over the first seven innings in a 3-2 win. Ken Holtzman was the winning pitcher in the A's 5-2 win in Game 4 and he also contributed to the A's offense with a solo home run in the third inning. The A's trailed 2-1 entering the bottom of the sixth but scored four times, highlighted by Jim Holt's two-run pinch hit single. Rollie Fingers clinched his series MVP honors by pitching two scoreless innings for the save in the A's 3-2 win in Game 5. Joe Rudi homered to lead off the seventh inning to break a 2-2 tie.

## FINAL STATISTICS

PLAYER	AVG	G	AB	R	H	TB	2B	3B	HR	RBI	SH	SF	HP	BB	IBB	SO	SB	CS	DP	E	SLG	OBP
Alou	.000	1	1	0	0	0	0	0	0	0	0	0	0	0	0	1	0	0	0	0	.000	.000
Bando	.063	5	16	3	1	1	0	0	0	2	0	1	1	2	0	5	0	0	0	0	.063	.200
Blue	.000	2	4	0	0	0	0	0	0	0	0	0	0	0	0	4	0	0	0	0	.000	.000
Campaneris	.353	5	17	1	6	8	2	0	0	2	2	0	1	0	0	2	1	1	0	2	.471	.389
Fingers	.000	4	2	0	0	0	0	0	0	0	0	0	0	0	0	1	0	0	0	0	.000	.000
Fosse	.143	5	14	1	2	5	0	0	1	1	0	0	0	1	0	5	0	0	0	0	.357	.200
Green	.000	5	13	1	0	0	0	0	0	1	1	0	0	1	0	4	0	0	0	1	.000	.071
Haney	—	2	0	0	0	0	0	0	0	0	0	0	0	0	0	0	0	0	0	0	—	—
Holt	.667	4	3	0	2	2	0	0	0	2	0	0	0	0	0	0	0	0	0	0	.667	.667
Holtzman	.500	2	4	2	2	6	1	0	1	1	0	0	0	1	0	1	0	0	0	0	1.500	.600
Hunter	.000	2	2	0	0	0	0	0	0	0	0	0	0	0	0	2	0	0	0	0	.000	.000
Jackson	.286	5	14	3	4	8	1	0	1	1	0	0	0	5	0	3	1	0	0	1	.571	.474
Mangual	.000	1	1	0	0	0	0	0	0	0	0	0	0	0	0	1	0	0	0	0	.000	.000
Maxvill	—	2	0	0	0	0	0	0	0	0	0	0	0	0	0	0	0	0	0	0	—	—
North	.059	5	17	3	1	1	0	0	0	0	1	0	0	2	0	5	1	1	1	1	.059	.158
Rudi	.333	5	18	1	6	9	0	0	1	4	1	0	0	0	3	0	0	1	0	.500	.333	
Tenace	.222	5	9	0	2	2	0	0	0	0	1	0	0	3	0	4	0	0	1	0	.222	.417
Washington, C	.571	5	7	1	4	4	0	0	0	0	0	0	0	1	1	1	0	1	0	0	.571	.625
Washington, H	—	3	0	0	0	0	0	0	0	0	0	0	0	0	0	0	0	0	0	0	—	—
<b>Totals</b>	<b>.211</b>	<b>5</b>	<b>142</b>	<b>16</b>	<b>30</b>	<b>46</b>	<b>4</b>	<b>0</b>	<b>4</b>	<b>14</b>	<b>7</b>	<b>1</b>	<b>2</b>	<b>16</b>	<b>1</b>	<b>42</b>	<b>3</b>	<b>3</b>	<b>3</b>	<b>5</b>	<b>.324</b>	<b>.298</b>

PITCHER	W	L	ERA	G	GS	CG	GF	SHO	SV	IP	H	R	ER	HR	HB	BB	IBB	SO	WP	BK	AVG
Blue	0	1	3.29	2	2	0	0	0	0	13.2	10	5	5	1	0	7	0	9	0	0	.217
Fingers	1	0	1.93	4	0	0	3	0	2	9.1	8	2	2	2	1	2	0	6	0	0	.242
Holtzman	1	0	1.50	2	2	0	0	0	0	12.0	13	3	2	0	0	4	0	10	1	0	.277
Hunter	1	0	1.17	2	1	0	1	0	1	7.2	5	1	1	1	0	2	0	5	0	0	.179
Odom	1	0	0.00	2	0	0	1	0	0	1.1	0	0	0	0	0	1	0	2	0	0	.000
<b>Totals</b>	<b>4</b>	<b>1</b>	<b>2.05</b>	<b>5</b>	<b>5</b>	<b>0</b>	<b>5</b>	<b>0</b>	<b>3</b>	<b>44.0</b>	<b>36</b>	<b>11</b>	<b>10</b>	<b>4</b>	<b>1</b>	<b>16</b>	<b>0</b>	<b>32</b>	<b>1</b>	<b>0</b>	<b>.228</b>



**Game 1 — October 12**  
Oakland 3, Los Angeles 2

**Game 2 — October 13**  
Los Angeles 3, Oakland 2

**Game 3 — October 15**  
Oakland 3, Los Angeles 2

Oakland	ab	r	h	bi
Campaneris ss	2	1	1	1
North cf	2	0	0	0
Bando 3b	4	0	0	0
Jackson rf	3	1	1	1
C. Washington rf	0	0	0	0
Rudi lf	4	0	2	0
Tenace 1b	3	0	1	0
Fosse c	3	0	0	0
Green 2b	3	0	0	0
Holt ph	1	0	0	0
Maxvill 2b	0	0	0	0
Holtzman p	1	1	1	0
Fingers p	2	0	0	0
Hunter p	0	0	0	0
<b>Totals</b>	<b>28</b>	<b>3</b>	<b>6</b>	<b>2</b>

Los Angeles	ab	r	h	bi
Lopes 2b	5	1	0	0
Buckner lf	5	0	2	0
Wynn cf	4	1	1	1
Garvey 1b	5	0	2	0
Paciorek pr	0	0	0	0
Ferguson rf-c	3	0	0	0
Cey 3b	3	0	1	0
Russell ss	4	0	1	0
Yeager c	3	0	1	0
Crawford ph	1	0	1	0
Messersmith p	3	0	2	0
Joshua ph ph	1	0	0	0
Marshall p	0	0	0	0
<b>Totals</b>	<b>37</b>	<b>2</b>	<b>11</b>	<b>1</b>

Oakland	010	010	010	3	6	2
Los Angeles	000	010	001	2	11	1

**E** – Campaneris, Jackson, Cey. **DP** – Oakland 1, Los Angeles 1. **LOB** – Oakland 6, Los Angeles 12. **2B** – Holtzman. **HR** – Jackson (off Messersmith), Wynn (off Fingers). **CS** – Buckner, North. **S** – Campaneris 2, North, Tenace.

Oakland	ip	h	r	er	bb	so
Holtzman	4.1	7	1	0	2	3
Fingers (W)	4.1	4	1	1	1	3
Hunter (Sv)	0.1	0	0	0	0	1
Los Angeles	ip	h	r	er	bb	so
Messersmith (L)	8.0	5	3	2	3	8
Marshall	1.0	1	0	0	1	1

**WP** – Messersmith. **HBP** – by Fingers (Ferguson).  
**T** – 2:43. **A** – 55,974  
**Umpires** – Gorman, Kunkel, Harvey, Denkinger, Olsen and Luciano.

Oakland	ab	r	h	bi
Campaneris ss	4	0	1	0
North cf	4	0	0	0
Haney c	0	0	0	0
Bando 3b	3	1	0	0
Jackson rf	3	1	2	0
Rudi lf	4	0	1	2
H. Washington pr	0	0	0	0
Tenace 1b	3	0	0	0
Fosse c	2	0	0	0
Alou ph	1	0	0	0
Odum p	0	0	0	0
Mangual ph	1	0	0	0
Green 2b	2	0	0	0
Holt ph	1	0	1	0
Maxvill pr	0	0	0	0
Blue p	2	0	0	0
C. Washington ph	1	0	1	0
<b>Totals</b>	<b>31</b>	<b>2</b>	<b>6</b>	<b>2</b>

Los Angeles	ab	r	h	bi
Lopes 2b	4	0	0	0
Buckner lf	4	0	0	0
Wynn cf	3	0	0	0
Garvey 1b	4	1	2	0
Ferguson rf	3	1	1	2
Cey 3b	3	1	0	0
Russell ss	3	0	1	0
Yeager c	3	0	2	1
Sutton p	2	0	0	0
Marshall p	0	0	0	0
<b>Totals</b>	<b>29</b>	<b>3</b>	<b>6</b>	<b>3</b>

Oakland	000	000	002	2	6	0
Los Angeles	010	002	00x	3	6	1

**E** – Russell. **DP** – Los Angeles 2. **LOB** – Oakland 5, Los Angeles 6. **2B** – Campaneris, Jackson. **HR** – Ferguson (off Blue). **SB** – Ferguson. **S** – Sutton.

Oakland	ip	h	r	er	bb	so
Blue (L)	7.0	6	3	3	2	5
Odum	1.0	0	0	0	1	2
Los Angeles	ip	h	r	er	bb	so
Sutton (W)	8.0	5	2	2	2	9
Marshall (Sv)	1.0	1	0	0	0	2

Sutton pitched to two batters in the 9th.  
**WP** – Sutton. **HBP** – by Sutton (Bando).  
**T** – 2:40. **A** – 55,989  
**Umpires** – Kunkel, Harvey, Denkinger, Olsen, Luciano and Gorman.

Los Angeles	ab	r	h	bi
Lopes 2b	3	0	2	0
Buckner lf	4	1	1	1
Wynn cf	4	0	1	0
Garvey 1b	4	0	1	0
Crawford rf	4	1	1	1
Ferguson c	3	0	0	0
Auerbach pr	0	0	0	0
Cey 3b	4	0	0	0
Russell ss	4	0	1	0
Yeager c	3	0	2	0
Downing p	1	0	0	0
Brewer p	0	0	0	0
Lacy ph	1	0	0	0
Hough p	0	0	0	0
Joshua ph	1	0	0	0
Marshall p	0	0	0	0
<b>Totals</b>	<b>33</b>	<b>2</b>	<b>7</b>	<b>2</b>

Oakland	ab	r	h	bi
North cf	4	1	1	0
Campaneris ss	4	0	2	1
Bando 3b	3	1	0	0
Jackson rf	3	0	0	0
C. Washington rf	0	0	0	0
Rudi lf	4	0	1	1
Tenace 1b	2	0	1	0
H. Washington pr	0	0	0	0
Holt 1b	0	0	0	0
Fosse c	4	0	0	0
Green 2b	3	1	0	0
Hunter p	2	0	0	0
Fingers p	0	0	0	0
<b>Totals</b>	<b>29</b>	<b>3</b>	<b>5</b>	<b>2</b>

Los Angeles	000	000	011	2	7	2
Oakland	002	100	00x	3	5	2

**E** – Ferguson 2, Campaneris, Green. **DP** – Oakland 3. **LOB** – Los Angeles 6, Oakland 8. **2B** – Campaneris. **HR** – Buckner (off Hunter), Crawford (off Fingers). **SB** – Lopes 2, Jackson. **S** – Hunter.

Los Angeles	ip	h	r	er	bb	so
Downing (L)	3.2	4	3	1	4	3
Brewer	0.1	0	0	0	0	1
Hough	2.0	0	0	0	1	4
Marshall	2.0	1	0	0	0	1
Oakland	ip	h	r	er	bb	so
Hunter (W)	7.1	5	1	1	2	4
Fingers	1.2	2	1	1	0	1

**WP** – Hough.  
**T** – 2:35. **A** – 49,347  
**Umpires** – Harvey, Denkinger, Olsen, Luciano, Gorman and Kunkel.

**Game 4 — October 16**  
**Oakland 5, Los Angeles 2**

**Game 5 — October 17**  
**Oakland 3, Los Angeles 2**

<b>Los Angeles</b>	<b>ab</b>	<b>r</b>	<b>h</b>	<b>bi</b>	<b>Los Angeles</b>	<b>ab</b>	<b>r</b>	<b>h</b>	<b>bi</b>
Lopes 2b	4	0	0	0	Lopes 2b	2	1	0	0
Buckner lf	4	0	1	0	Buckner lf	3	0	1	0
Wynn cf	3	0	1	0	Wynn cf	2	0	0	1
Garvey 1b	4	1	2	0	Garvey 1b	4	0	1	1
Ferguson rf	3	1	0	0	Ferguson rf	4	0	1	0
Auerbach pr	0	0	0	0	Cey 3b	3	0	1	0
Cey 3b	4	0	1	0	Russell ss	3	0	0	0
Russell ss	4	0	1	2	Crawford ph	1	0	0	0
Yeager c	3	0	1	0	Yeager c	2	0	0	0
Joshua ph	1	0	0	0	Joshua ph	1	0	0	0
Messersmith p	1	0	0	0	Sutton p	1	0	0	0
Paciorek ph	1	0	0	0	Paciorek ph	1	1	1	0
Marshall p	0	0	0	0	Marshall p	0	0	0	0
<b>Totals</b>	<b>32</b>	<b>2</b>	<b>7</b>	<b>2</b>	<b>Totals</b>	<b>27</b>	<b>2</b>	<b>5</b>	<b>2</b>

<b>Oakland</b>	<b>ab</b>	<b>r</b>	<b>h</b>	<b>bi</b>	<b>Oakland</b>	<b>ab</b>	<b>r</b>	<b>h</b>	<b>bi</b>
Campaneris ss	3	0	0	0	Campaneris ss	4	0	2	0
North cf	3	1	0	0	North cf	4	1	0	0
Bando 3b	3	1	1	1	Bando 3b	3	0	0	1
Jackson rf	3	1	1	0	Jackson rf	2	0	0	0
Rudi 1b-1f	3	0	0	0	Rudi 1b-1f	3	1	2	1
C. Washington lf	3	1	2	0	C. Washington lf	3	0	1	0
Tenace 1b	0	0	0	0	Fingers p	0	0	0	0
Fosse c	2	0	1	0	Fosse c	3	1	1	1
Holt ph	1	0	1	2	Green 2b	3	0	0	0
H. Washington pr	0	0	0	0	Blue p	2	0	0	0
Haney c	0	0	0	0	Odum p	0	0	0	0
Green 2b	2	0	0	1	Tenace c	1	0	0	0
Holtzman p	3	1	1	1	<b>Totals</b>	<b>28</b>	<b>3</b>	<b>6</b>	<b>3</b>
Fingers p	0	0	0	0					
<b>Totals</b>	<b>26</b>	<b>5</b>	<b>7</b>	<b>5</b>					

Los Angeles 000 200 000 2 7 1  
 Oakland 001 004 00x 5 7 0

**E** – Messersmith. **DP** – Los Angeles 2, Oakland 1. **LOB** – Los Angeles 6, Oakland 4. **2B** – Buckner, Yeager, Wynn. **3B** – Russell. **HR** – Holtzman (off Messersmith). **CS** – Campaneris. **S** – Messersmith, Green, Rudi.

<b>Los Angeles</b>	<b>ip</b>	<b>h</b>	<b>r</b>	<b>er</b>	<b>bb</b>	<b>so</b>
Messersmith (L)	6.0	6	5	5	4	4
Marshall	2.0	1	0	0	0	2
<b>Oakland</b>	<b>ip</b>	<b>h</b>	<b>r</b>	<b>er</b>	<b>bb</b>	<b>so</b>
Holtzman (W)	7.2	6	2	2	2	7
Fingers (Sv)	1.1	1	0	0	0	2

**WP** – Holtzman. **HBP** – by Messersmith (Campaneris).

**T** – 2:17. **A** – 49,347

**Umpires** – Denkinger, Olsen, Luciano, Gorman, Kunkel and Harvey.

Los Angeles 000 002 000 2 5 1  
 Oakland 110 000 10x 3 6 1

**E** – Yeager, North. **DP** – Oakland 1. **LOB** – Los Angeles 6, Oakland 3. **2B** – Paciorek. **HR** – Fosse (off Sutton), Rudi (off Marshall). **SB** – Campaneris, North. **CS** – Lopes, C. Washington. **S** – Buckner. **SF** – Bando, Wynn.

<b>Los Angeles</b>	<b>ip</b>	<b>h</b>	<b>r</b>	<b>er</b>	<b>bb</b>	<b>so</b>
Sutton	5.0	4	2	2	1	3
Marshall (L)	3.0	2	1	1	0	4
<b>Oakland</b>	<b>ip</b>	<b>h</b>	<b>r</b>	<b>er</b>	<b>bb</b>	<b>so</b>
Blue	6.2	4	2	2	5	4
Odum (W)	0.1	0	0	0	0	0
Fingers (Sv)	2.0	1	0	0	1	0

**T** – 2:23. **A** – 49,347

**Umpires** – Olsen, Luciano, Gorman, Kunkel, Harvey and Denkinger.

# 1975 ALCS

The A's streak of three consecutive American League Pennants is snapped by Boston as the Red Sox sweep the A's in three games. After posting a team ERA under 3.00 in each of the previous three ALCS wins, the A's team ERA in 1975 ballooned to 4.32. Sal Bando paced the A's offense with a .500 batting average and Reggie Jackson drove in three of the seven runs the A's scored in the series.

Luis Tiant pitched a three-hitter in Boston's 7-1 win in Game 1 at Fenway Park. Three A's errors led to two runs in the first inning but the A's still trailed just 2-0 before Boston scored five in the seventh. The A's took a 3-0 lead in Game 2, highlighted by a Reggie Jackson two-run home run in the first inning but Boston tied the game with three in the fourth off Vida Blue. Rollie Fingers then allowed three runs in four innings as the A's lost 6-3. The series moved to Oakland for Game 3 but the Red Sox built a 4-0 lead in a 5-3 win. The A's started their Game 1 starter, Ken Holtzman, and he allowed four runs in 4 2/3 innings.

## FINAL STATISTICS

PLAYER	AVG	G	AB	R	H	TB	2B	3B	HR	RBI	SH	SF	HP	BB	IBB	SO	SB	CS	DP	E	SLG	OBP
Bando	.500	3	12	1	6	8	2	0	0	2	0	0	0	0	0	3	0	0	0	1	.667	.500
Campaneris	.000	3	11	1	0	0	0	0	0	0	0	0	0	1	0	1	0	0	0	0	.000	.083
Fosse	.000	1	2	0	0	0	0	0	0	0	0	0	0	0	0	1	0	0	0	0	.000	.000
Garner	.000	3	5	0	0	0	0	0	0	0	0	0	0	0	0	1	0	0	0	1	.000	.000
Harper	—	1	0	0	0	0	0	0	0	0	0	0	0	1	0	0	0	0	0	0	—	1.000
Holt	.333	3	3	0	1	2	1	0	0	0	0	0	0	0	0	0	0	0	0	0	.667	.333
Hopkins	—	1	0	0	0	0	0	0	0	0	0	0	0	0	0	0	0	0	0	0	—	—
Jackson	.417	3	12	1	5	8	0	0	1	3	0	0	0	0	0	2	0	0	0	0	.667	.417
Martinez	—	3	0	0	0	0	0	0	0	0	0	0	0	0	0	0	0	0	0	0	—	—
North	.000	3	10	0	0	0	0	0	0	1	0	0	0	2	0	0	0	0	0	1	.000	.167
Rudi	.250	3	12	1	3	5	2	0	0	0	0	0	0	0	0	1	0	0	1	0	.417	.250
Tenace	.000	3	9	0	0	0	0	0	0	0	0	0	0	3	0	2	0	0	1	0	.000	.250
Tovar	.500	2	2	2	1	1	0	0	0	0	0	0	0	1	0	0	0	0	0	1	.500	.667
Washington	.250	3	12	1	3	4	1	0	0	1	0	0	0	0	0	2	0	0	0	2	.333	.250
Williams	.000	3	8	0	0	0	0	0	0	0	0	0	0	1	0	1	0	0	0	0	.000	.111
<b>Totals</b>	<b>.194</b>	<b>3</b>	<b>98</b>	<b>7</b>	<b>19</b>	<b>28</b>	<b>6</b>	<b>0</b>	<b>1</b>	<b>7</b>	<b>0</b>	<b>0</b>	<b>0</b>	<b>9</b>	<b>0</b>	<b>14</b>	<b>0</b>	<b>0</b>	<b>2</b>	<b>6</b>	<b>.286</b>	<b>.262</b>

PITCHER	W	L	ERA	G	GS	CG	GF	SHO	SV	IP	H	R	ER	HR	HB	BB	IBB	SO	WP	BK	AVG
Abbott	0	0	0.00	1	0	0	1	0	0	1.0	0	0	0	0	0	0	0	0	0	0	.000
Blue	0	0	9.00	1	1	0	0	0	0	3.0	6	3	3	1	0	0	0	2	0	0	.429
Bosman	0	0	0.00	1	0	0	0	0	0	0.1	0	0	0	0	0	0	0	0	0	0	.000
Fingers	0	1	6.75	1	0	0	1	0	0	4.0	5	3	3	1	0	1	1	3	0	0	.385
Holtzman	0	2	4.09	2	2	0	0	0	0	11.0	12	8	5	0	0	1	0	7	0	0	.261
Lindblad	0	0	0.00	2	0	0	1	0	0	4.2	5	3	0	0	0	1	1	0	1	0	.313
Todd	0	0	9.00	3	0	0	0	0	0	1.0	3	1	1	0	0	0	0	0	0	0	.600
<b>Totals</b>	<b>0</b>	<b>3</b>	<b>4.32</b>	<b>3</b>	<b>3</b>	<b>0</b>	<b>3</b>	<b>0</b>	<b>0</b>	<b>25.0</b>	<b>31</b>	<b>18</b>	<b>12</b>	<b>2</b>	<b>0</b>	<b>3</b>	<b>2</b>	<b>12</b>	<b>1</b>	<b>0</b>	<b>.316</b>

**Game 1 — October 4**  
**Boston 7, Oakland 1**

**Game 2 — October 5**  
**Boston 6, Oakland 3**

**Game 3 — October 7**  
**Boston 5, Oakland 3**

Oakland	ab	r	h	bi
North cf	3	0	0	1
Washington lf	4	0	0	0
Bando 3b	4	0	0	0
Jackson rf	4	0	1	0
Tenace 1b	3	0	0	0
Rudi 1b	4	0	1	0
Williams dh	3	0	0	0
Hopkins pr-dh	0	0	0	0
Campaneris ss	4	1	0	0
Garner 2b	2	0	0	0
Holt ph	1	0	1	0
Martinez pr-2b	0	0	0	0
Holtzman p	0	0	0	0
Todd p	0	0	0	0
Lindblad p	0	0	0	0
Boseman p	0	0	0	0
Abbott p	0	0	0	0
<b>Totals</b>	<b>32</b>	<b>1</b>	<b>3</b>	<b>1</b>

Boston	ab	r	h	bi
Beniquez dh	4	1	2	1
Doyle 2b	3	1	0	1
Yastrzemski lf	4	1	1	0
Fisk c	4	2	1	0
Lynn cf	4	0	1	2
Petrocelli 3b	4	0	0	0
Evans rf	4	1	1	0
Cooper 1b	3	0	1	0
Burleson ss	3	1	1	1
Tiant p	0	0	0	0
<b>Totals</b>	<b>33</b>	<b>7</b>	<b>8</b>	<b>5</b>

Oakland	000	000	010	1	3	4
Boston	200	000	50x	7	8	3

**E** – Bando, Washington, Garner, Lynn, North, Burleson, Cooper. **LOB** – Oakland 7, Boston 5. **2B** – Evans, Burleson, Lynn, Holt. **SB** – Beniquez 2. **S** – Cooper. **SF** – Doyle.

Oakland	ip	h	r	er	bb	so
Holtzman (L)	6.1	5	4	2	1	4
Todd	0.0	1	1	1	0	0
Lindblad	0.1	2	2	0	0	0
Bosman	0.1	0	0	0	0	0
Abbott	1.0	0	0	0	0	0
<b>Boston</b>	<b>ip</b>	<b>h</b>	<b>r</b>	<b>er</b>	<b>bb</b>	<b>so</b>
Tiant (W)	9.0	3	1	0	3	8

Todd pitched to one batter in the 7th.

**T** – 2:40. **A** – 35,578

**Umpires** – Denkinger, DiMuro, Kunkel, Luciano, Evans and Morgenweck.

Oakland	ab	r	h	bi
North cf	4	0	0	0
Campaneris ss	3	0	0	0
Bando 3b	4	1	4	0
Jackson rf	4	1	2	2
Tenace 1b-c	4	0	0	0
Rudi lf	4	1	2	0
Washington dh	4	0	2	1
Garner 2b	2	0	0	0
Harper ph	0	0	0	0
Holt 1b	1	0	0	0
Fosse c	2	0	0	0
Williams ph	1	0	0	0
Martinez 2b	0	0	0	0
Tovar ph	1	0	0	0
Blue p	0	0	0	0
Todd p	0	0	0	0
Fingers p	0	0	0	0
<b>Totals</b>	<b>34</b>	<b>3</b>	<b>10</b>	<b>3</b>

Boston	ab	r	h	bi
Beniquez dh	4	1	1	0
Doyle 2b	3	1	1	0
Yastrzemski lf	3	2	2	2
Fisk c	4	1	2	1
Lynn cf	4	0	2	1
Petrocelli 3b	4	1	1	1
Evans rf	3	0	0	0
Cooper 1b	3	0	2	0
Burleson ss	2	0	1	0
Cleveland p	0	0	0	0
Moret p	0	0	0	0
Drago p	0	0	0	0
<b>Totals</b>	<b>30</b>	<b>6</b>	<b>12</b>	<b>5</b>

Oakland	200	100	000	3	10	0
Boston	000	301	11x	6	12	0

**DP** – Oakland 4, Boston 2. **LOB** – Oakland 6, Boston 3. **2B** – Bando 2, Rudi 2, Washington, Fisk, Cooper 2, Yastrzemski. **HR** – Jackson, Yastrzemski, Petrocelli. **S** – Burleson, Doyle.

Oakland	ip	h	r	er	bb	so
Blue	3.0	6	3	3	0	2
Todd	1.0	1	0	0	0	0
Fingers (L)	4.0	5	3	3	1	3
<b>Boston</b>	<b>ip</b>	<b>h</b>	<b>r</b>	<b>er</b>	<b>bb</b>	<b>so</b>
Cleveland	5.0	7	3	3	1	2
Moret (W)	1.0	1	0	0	1	0
Drago (Sv)	3.0	2	0	0	0	2

Blue pitched to four batters in the 4th. Todd pitched to one batter in the 5th. Cleveland pitched to one batter in the 6th. Moret pitched to one batter in the 7th.

**WP** – Drago.

**T** – 2:27. **A** – 35,578

**Umpires** – DiMuro, Kunkel, Luciano, Evans, Morgenweck and Denkinger.

Boston	ab	r	h	bi
Beniquez dh	4	0	0	0
Doyle 2b	5	1	2	1
Yastrzemski lf	4	1	2	0
Fisk c	4	1	2	1
Lynn cf	3	1	1	0
Petrocelli 3b	4	0	1	1
Evans rf	3	0	0	0
Cooper 1b	4	0	1	1
Burleson ss	4	1	2	0
Wise p	0	0	0	0
Drago p	0	0	0	0
<b>Totals</b>	<b>35</b>	<b>5</b>	<b>11</b>	<b>4</b>

Oakland	ab	r	h	bi
Campaneris ss	4	0	0	0
Washington lf	4	1	1	0
Bando 3b	4	0	2	2
Jackson rf	4	0	2	1
Tenace 1b-c	4	0	0	0
Rudi lf	4	0	0	0
Williams dh	4	0	0	0
Tenace c	2	0	0	0
North cf	3	0	0	0
Garner 2b	1	0	0	0
Tovar ph-2b	1	2	1	0
Martinez 2b	0	0	0	0
Holt ph	1	0	0	0
Holtzman p	0	0	0	0
Todd p	0	0	0	0
Lindblad p	0	0	0	0
<b>Totals</b>	<b>32</b>	<b>3</b>	<b>6</b>	<b>3</b>

Boston	000	130	010	5	11	1
Oakland	000	001	020	3	6	2

**E** – Washington, Tovar, Doyle. **DP** – Boston 1. **LOB** – Boston 6, Oakland 6. **2B** – Burleson. **SB** – Fisk. **S** – Beniquez, Lynn.

Boston	ip	h	r	er	bb	so
Wise (W)	7.1	6	3	2	3	2
Drago (Sv)	1.2	0	0	0	1	0
<b>Oakland</b>	<b>ip</b>	<b>h</b>	<b>r</b>	<b>er</b>	<b>bb</b>	<b>so</b>
Holtzman (L)	4.2	7	4	3	0	3
Todd	0.0	1	0	0	0	0
Lindblad	4.1	3	1	0	1	0

Todd pitched to one batter in the 5th.

**WP** – Lindblad.

**T** – 2:30. **A** – 49,358

**Umpires** – Kunkel, Luciano, Evans, Morgenweck, Denkinger and DiMuro.

# 1981 ALDS

The A's sweep a three-game series from Kansas City in baseball's first ever Division Series, pitting first and second half winners in each division in a season interrupted by a strike. The A's pitching staff allows just two runs in the entire series and the offense is paced by Dwayne Murphy who is 6 for 11 in the three-game series.

Mike Norris tosses a four-hit shutout in Game 1, a 4-0 A's victory at Kansas City. Wayne Gross hit a three-run home run in the fourth inning. The A's get their second consecutive complete game in Game 2 as Steve McCatty pitches a six-hitter in the A's 2-1 win. Tony Armas had a RBI double in the first inning and after the Royals tied the game in the fifth, Armas added a RBI double in the eighth for the win. The A's complete the sweep with a 4-1 win in Oakland in Game 3. Armas had a RBI single in the first and three Kansas City errors led to a run in the third. After the Royals scored a run in the fourth, Dave McKay homered and Dwayne Murphy had a RBI single in the bottom of the inning.

## FINAL STATISTICS

PLAYER	AVG	G	AB	R	H	TB	2B	3B	HR	RBI	SH	SF	HP	BB	IBB	SO	SB	CS	DP	E	SLG	OBP
Armas	.545	3	11	1	6	8	2	0	0	3	0	0	0	1	0	1	0	0	0	0	.727	.583
Bosetti	—	1	0	0	0	0	0	0	0	0	0	0	0	0	0	0	0	0	0	0	—	—
Drumright	.250	1	4	0	1	1	0	0	0	0	0	0	0	0	0	0	0	0	1	0	.250	.250
Gross	.400	2	5	1	2	5	0	0	1	3	0	0	0	0	0	0	0	0	0	0	1.000	.400
Heath	.000	2	8	0	0	0	0	0	0	0	0	0	0	0	0	1	0	0	0	0	.000	.000
Henderson	.182	3	11	3	2	2	0	0	0	0	0	0	2	0	0	2	0	0	0	.182	.308	
Johnson	.286	2	7	0	2	3	1	0	0	1	0	0	0	0	1	0	0	0	0	0	.429	.286
Klutts	.143	2	7	0	1	1	0	0	0	0	1	0	0	0	0	1	0	0	0	0	.143	.143
McKay	.273	3	11	1	3	6	0	0	1	1	0	0	1	0	1	0	0	0	1	.545	.333	
Moore	.000	2	8	0	0	0	0	0	0	0	0	0	0	0	0	2	0	0	0	0	.000	.000
Murphy	.545	3	11	4	6	10	1	0	1	2	0	0	0	1	0	1	0	1	0	0	.909	.583
Newman	.000	1	3	0	0	0	0	0	0	0	1	0	0	0	0	1	0	0	0	0	.000	.000
Picciolo	.333	1	3	0	1	1	0	0	0	0	0	0	0	0	0	0	0	0	0	0	.333	.333
Spencer	.250	1	4	0	1	2	1	0	0	0	0	0	0	0	0	0	0	0	0	0	.500	.250
Stanley	.000	3	6	0	0	0	0	0	0	0	0	0	1	0	1	0	0	0	0	0	.000	.143
pitchers	—	0	0	0	0	0	0	0	0	0	0	0	0	0	0	0	0	0	0	1	—	—
<b>Totals</b>	<b>.253</b>	<b>3</b>	<b>99</b>	<b>10</b>	<b>25</b>	<b>39</b>	<b>5</b>	<b>0</b>	<b>3</b>	<b>9</b>	<b>3</b>	<b>0</b>	<b>0</b>	<b>6</b>	<b>0</b>	<b>10</b>	<b>2</b>	<b>1</b>	<b>1</b>	<b>3</b>	<b>.394</b>	<b>.295</b>

PITCHER	W	L	ERA	G	GS	CG	GF	SHO	SV	IP	H	R	ER	HR	HB	BB	IBB	SO	WP	BK	AVG
Beard	0	0	0.00	1	0	0	1	0	1	1.1	0	0	0	0	0	0	0	2	0	0	.000
Langford	1	0	1.23	1	1	0	0	0	0	7.1	10	1	1	0	0	0	0	3	0	0	.333
McCatty	1	0	1.00	1	1	1	0	0	0	9.0	6	1	1	0	0	4	0	3	0	0	.188
Norris	1	0	0.00	1	1	1	0	1	0	9.0	4	0	0	0	0	3	0	2	0	0	.129
Underwood	0	0	0.00	1	0	0	0	0	0	0.1	0	0	0	0	0	0	0	1	0	0	.000
<b>Totals</b>	<b>3</b>	<b>0</b>	<b>0.67</b>	<b>3</b>	<b>3</b>	<b>2</b>	<b>1</b>	<b>1</b>	<b>1</b>	<b>27.0</b>	<b>20</b>	<b>2</b>	<b>2</b>	<b>0</b>	<b>0</b>	<b>7</b>	<b>0</b>	<b>11</b>	<b>0</b>	<b>0</b>	<b>.204</b>

**Game 1 — October 6**  
Oakland 4, Kansas City 0

Oakland	ab	r	h	bi
Henderson lf	4	0	0	0
Murphy cf	3	2	2	1
Drumright dh	4	0	1	0
Armas rf	4	1	1	0
Gross 3b	4	1	2	3
Spencer 1b	4	0	1	0
Heath c	4	0	0	0
McKay 2b	4	0	1	0
Stanley ss	4	0	0	0
<b>Totals</b>	<b>35</b>	<b>4</b>	<b>8</b>	<b>4</b>

Kansas City	ab	r	h	bi
Wilson lf	4	0	1	0
White 2b	3	0	0	0
Brett 3b	4	0	0	0
Aikens 1b	4	0	1	0
Otis cf	4	0	0	0
McRae dh	4	0	0	0
Hurdle rf	3	0	1	0
Wathan c	2	0	0	0
Washington ss	3	0	1	0
<b>Totals</b>	<b>31</b>	<b>0</b>	<b>4</b>	<b>0</b>

Oakland	000	300	010	4	8	2
Kansas City	000	000	000	0	4	1

E – Norris, Brett, McKay. **DP** – Oakland 2, Kansas City 1. **LOB** – Oakland 5, Kansas City 7. **2B** – Spencer. **HR** – Gross, Murphy.

Oakland	ip	h	r	er	bb	so
Norris (W)	9.0	4	0	0	3	2
Kansas City	ip	h	r	er	bb	so
Leonard (L)	8.0	7	4	1	1	3
Martin	1.0	1	0	0	0	0

T – 2:35. **A** – 40,592

**Umpires** – Maloney, Brinkman, Palermo, Denkinger, Evans, McKean.

**Game 2 — October 7**  
Oakland 2, Kansas City 1

Oakland	ab	r	h	bi
Henderson lf	5	0	0	0
Murphy cf	4	2	2	0
Johnson dh	3	0	1	0
Armas rf	4	0	4	2
Bosetti pr-rf	0	0	0	0
Kluttz 3b	3	0	1	0
Moore 1b	4	0	0	0
McKay 2b	4	0	1	0
Newman c	3	0	0	0
Picciolo ss	3	0	1	0
Gross ph	1	0	0	0
Stanley ss	0	0	0	0
<b>Totals</b>	<b>34</b>	<b>2</b>	<b>10</b>	<b>2</b>

Kansas City	ab	r	h	bi
Wilson lf	5	0	1	1
White 2b	4	0	0	0
Brett 3b	4	0	1	0
Aikens 1b	1	0	0	0
Geronomo pr	0	0	0	0
May 1b	0	0	0	0
Otis cf	4	0	0	0
McRae dh	3	0	0	0
Hurdle rf	4	0	1	0
Wathan c	4	1	2	0
Washington ss	3	0	1	0
<b>Totals</b>	<b>32</b>	<b>1</b>	<b>6</b>	<b>1</b>

Oakland	100	000	010	2	10	1
Kansas City	000	010	000	1	6	0

E – Armas. **LOB** – Oakland 8, Kansas City 9. **2B** – Johnson, Armas 2. **SB** – Henderson. **S** – Kluttz, Washington, Johnson, Newman.

Oakland	ip	h	r	er	bb	so
McCatty (W)	9.0	6	1	1	4	3
Boston	ip	h	r	er	bb	so
Jones (L)	8.0	9	2	2	0	2
Quisenberry	1.0	1	0	0	0	0

T – 2:50. **A** – 40,274

**Umpires** – Brinkman, Palermo, Denkinger, Evans, McKean, Maloney.

**Game 3 — October 9**  
Oakland 4, Kansas City 1

Kansas City	ab	r	h	bi
Wilson lf	4	0	2	0
White 2b	4	1	2	0
Brett 3b	4	0	1	0
Aikens 1b	4	0	2	0
Otis cf	4	0	0	1
McRae dh	4	0	1	0
Hurdle rf	4	0	1	0
Wathan c	4	0	1	0
Washington ss	3	0	0	0
<b>Totals</b>	<b>35</b>	<b>1</b>	<b>10</b>	<b>1</b>

Oakland	ab	r	h	bi
Henderson lf	2	3	2	0
Murphy cf	4	0	2	1
Johnson dh	4	0	1	0
Armas rf	3	0	1	1
Kluttz 3b	4	0	0	0
Moore 1b	4	0	0	0
Heath c	4	0	0	0
McKay 2b	3	1	1	1
Stanley ss	2	0	0	0
<b>Totals</b>	<b>30</b>	<b>4</b>	<b>7</b>	<b>3</b>

Kansas City	000	100	000	1	10	3
Oakland	101	200	00x	4	7	0

E – Washington, White, Wathan. **DP** – Oakland 1. **LOB** – Kansas City 7, Oakland 7. **2B** – McRae, Murphy. **HR** – McKay. **SB** – Henderson.

Kansas City	ip	h	r	er	bb	so
Gura (L)	3.2	7	4	3	3	3
Martin	4.1	0	0	0	2	2
Oakland	ip	h	r	er	bb	so
Langford (W)	7.1	10	1	1	0	3
Underwood	0.1	0	0	0	0	1
Beard (S)	1.1	0	0	0	0	2

T – 2:59. **A** – 40,002

**Umpires** – Palermo, Denkinger, Evans, McKean, Maloney, Brinkman.

# 1981 ALCS

The A's are swept by the New York Yankees in three games in their first ALCS appearance in seven years. The A's are outscored 20-4 in the three-game set, compiling a .222 batting average while allowing a 6.84 ERA. Rickey Henderson provides most of the offense as he is 4 for 11 with two doubles, a triple, an RBI and two stolen bases.

The Yankees scored three times in the first inning off A's starter Mike Norris in Game 1 en route to a 3-1 victory. Dwayne Murphy drives in Rob Picciolo with the A's lone run in the first inning. The A's take a 3-1 lead in Game 2 before New York scores seven times in the bottom of the fourth inning to take an 8-3 lead. Steve McCatty takes the loss, allowing five runs on six hits in 3 1/3 innings and all five A's pitchers allow at least one run. The Yankees then clinch the series with a 4-0 victory in Game 3 as Dave Righetti, Ron Davis and Rich Gossage combine to blank the A's on five hits.

## FINAL STATISTICS

PLAYER	AVG	G	AB	R	H	TB	2B	3B	HR	RBI	SH	SF	HP	BB	IBB	SO	SB	CS	DP	E	SLG	OBP
Armas	.167	3	12	0	2	2	0	0	0	0	0	0	0	0	0	5	0	0	1	0	.167	.167
Bosetti	.250	2	4	1	1	2	1	0	0	0	0	0	0	0	0	1	0	0	0	0	.500	.250
Davis	1.000	1	1	0	1	1	0	0	0	0	0	0	0	0	0	0	0	0	0	0	1.000	1.000
Drumright	.000	3	4	0	0	0	0	0	0	0	0	0	0	1	1	0	0	0	0	0	.000	.200
Gross	.000	3	5	0	0	0	0	0	0	0	0	0	0	0	0	0	0	0	0	0	.000	.000
Heath	.333	3	6	1	2	2	0	0	0	0	0	0	0	0	0	1	0	0	0	0	.333	.333
Henderson	.364	3	11	0	4	8	2	1	0	1	0	0	0	1	0	2	2	0	1	1	.727	.417
Johnson	.000	2	6	0	0	0	0	0	0	0	0	0	0	2	0	2	0	0	0	0	.000	.250
Klutts	.429	3	7	1	3	3	0	0	0	0	0	0	0	0	0	1	0	0	0	1	.429	.429
McKay	.273	3	11	0	3	3	0	0	0	1	0	0	0	0	0	2	0	0	1	1	.273	.273
Moore	.250	3	8	0	2	2	0	0	0	0	0	0	0	0	0	1	0	0	1	0	.250	.250
Murphy	.250	3	8	0	2	3	1	0	0	1	0	0	0	2	0	3	0	0	1	0	.375	.400
Newman	.000	2	5	0	0	0	0	0	0	0	0	0	0	0	0	2	0	0	1	0	.000	.000
Picciolo	.200	2	5	1	1	1	0	0	0	0	0	0	0	0	0	2	0	0	0	1	.200	.200
Spencer	.000	2	3	0	0	0	0	0	0	0	0	0	0	0	0	0	0	0	0	0	.000	.000
Stanley	.333	2	3	0	1	1	0	0	0	1	0	0	0	0	0	1	0	0	0	0	.333	.333
<b>Totals</b>	<b>.222</b>	<b>3</b>	<b>99</b>	<b>4</b>	<b>22</b>	<b>28</b>	<b>4</b>	<b>1</b>	<b>0</b>	<b>4</b>	<b>0</b>	<b>0</b>	<b>0</b>	<b>6</b>	<b>1</b>	<b>23</b>	<b>2</b>	<b>0</b>	<b>6</b>	<b>4</b>	<b>.283</b>	<b>.267</b>
PITCHER	W	L	ERA	G	GS	CG	GF	SHO	SV	IP	H	R	ER	HR	HB	BB	IBB	SO	WP	BK	AVG	
Beard	0	0	40.50	1	0	0	0	0	0	0.2	5	3	3	1	0	0	0	0	0	0	.714	
Jones	0	0	4.50	1	0	0	0	0	0	2.0	2	1	1	0	1	1	0	0	0	0	.250	
Keough	0	1	1.08	1	1	0	0	0	0	8.1	7	2	1	1	0	6	0	4	1	0	.219	
Kingman	0	0	81.00	1	0	0	0	0	0	0.1	3	3	3	0	0	0	0	0	0	0	.750	
McCatty	0	1	13.50	1	1	0	0	0	0	3.1	6	5	5	0	1	2	0	2	0	0	.375	
Norris	0	1	3.68	1	1	0	0	0	0	7.1	6	3	3	0	0	2	0	4	0	0	.222	
Owchinko	0	0	5.40	1	0	0	1	0	0	1.2	3	1	1	1	0	0	0	0	0	0	.429	
Underwood	0	0	13.50	2	0	0	2	0	0	1.1	4	2	2	0	0	2	0	0	0	0	.667	
<b>Team Totals</b>	<b>0</b>	<b>3</b>	<b>6.84</b>	<b>3</b>	<b>3</b>	<b>0</b>	<b>3</b>	<b>0</b>	<b>0</b>	<b>25.0</b>	<b>36</b>	<b>20</b>	<b>19</b>	<b>3</b>	<b>2</b>	<b>13</b>	<b>0</b>	<b>10</b>	<b>1</b>	<b>0</b>	<b>.336</b>	

**Game 1 — October 13**  
**New York 3, Oakland 1**

**Game 2 — October 14**  
**New York 13, Oakland 3**

**Game 3 — October 15**  
**New York 4, Oakland 0**

Oakland	ab	r	h	bi
Henderson lf	4	0	2	0
Murphy cf	2	0	0	1
Johnson dh	3	0	0	0
Armas rf	4	0	1	0
Kluttz 3b	3	0	2	0
Gross ph-3b	1	0	0	0
Moore 1b	4	0	0	0
Newman c	2	0	0	0
Drumright ph	1	0	0	0
Heath c	1	0	0	0
McKay 2b	4	0	0	0
Picciolo ss	3	1	1	0
<b>Totals</b>	<b>32</b>	<b>1</b>	<b>6</b>	<b>1</b>

New York	ab	r	h	bi
Mumphrey cf	4	0	1	0
Milbourne ss	4	1	3	0
Winfield lf	3	0	0	0
Jackson rf	3	1	0	0
Gamble dh	2	1	0	0
Piniella ph-dh	1	0	1	0
Nettles 3b	3	0	1	3
Watson 1b	3	0	1	0
Brown pr	0	0	0	0
Revering 1b	1	0	0	0
Cerone c	2	0	0	0
Randolph 2b	3	0	0	0
<b>Totals</b>	<b>29</b>	<b>3</b>	<b>7</b>	<b>3</b>

Oakland	000	010	000	1	6	1
New York	300	000	00x	3	7	1

E – Nettles, Henderson. **DP** – New York 2. **LOB** – Oakland 7, New York 7. **2B** – Nettles, Henderson 2. **SB** – Jackson. **S** – Cerone.

Oakland	ip	h	r	er	bb	so
Norris (L)	7.1	6	3	3	2	4
Underwood	0.2	1	0	0	2	0
New York	ip	h	r	er	bb	so
John (W)	6.0	6	1	1	1	3
Davis	1.1	0	0	0	2	3
Gossage (Sv)	1.2	0	0	0	0	0

**T** – 2:52. **A** – 55,740

**Umpires** – Bremigan, Goetz, Neudecker, Springstead, Merrill and Voltaggio.

Oakland	ab	r	h	bi
Henderson lf	5	0	1	1
Murphy cf	5	0	2	0
Moore 1b	2	0	0	0
Spencer ph-1b	2	0	0	0
Armas rf	4	0	0	0
Kluttz 3b	2	1	1	0
Gross ph-3b	2	0	0	0
Heath c	4	1	2	0
McKay 2b	4	0	2	1
Bosetti dh	1	1	1	0
Drumright ph-dh	2	0	0	0
Stanley ss	3	0	1	1
Davis ph	1	0	1	0
<b>Totals</b>	<b>37</b>	<b>3</b>	<b>11</b>	<b>3</b>

New York	ab	r	h	bi
Mumphrey cf	5	2	4	0
Milbourne ss	5	2	2	1
Robertson ph-ss	1	0	0	0
Winfield lf	5	2	2	2
Jackson rf	1	0	0	1
Piniella rf	3	1	1	3
Brown rf	1	1	1	0
Gamble dh	3	1	1	1
Nettles 3b	4	2	4	3
Rodriguez 3b	0	0	0	0
Watson 1b	4	0	1	1
Revering 1b	1	0	1	0
Cerone c	4	1	0	0
Foote c	0	0	0	0
Randolph 2b	5	1	2	1
<b>Totals</b>	<b>42</b>	<b>13</b>	<b>19</b>	<b>13</b>

Oakland	001	200	000	3	11	1
New York	100	701	40x	13	19	0

E – Kluttz. **DP** – New York 2. **LOB** – Oakland 8, New York 11. **2B** – Mumphrey, Bosetti, Winfield, Murphy. **3B** – Henderson. **HR** – Piniella, Nettles. **SB** – Winfield. **SF** – Gamble.

Oakland	ip	h	r	er	bb	so
McCatty (L)	3.1	6	5	5	2	2
Beard	0.2	5	3	3	0	0
Jones	2.0	2	1	1	1	0
Kingman	0.1	3	3	3	0	0
Owchinko	1.2	3	1	1	0	0
New York	ip	h	r	er	bb	so
May	3.1	6	3	3	0	5
Frazier (W)	5.2	5	0	0	1	5

**WP** – Frazier. **PB** – Cerone. **HBP** – by McCatty (Cerone), by Jones (Nettles).

**T** – 3:08. **A** – 48,497

**Umpires** – Goetz, Neudecker, Springstead, Merrill, Voltaggio and Bremigan.

New York	ab	r	h	bi
Mumphrey cf	3	0	1	0
Milbourne ss	4	1	1	0
Winfield lf	5	0	0	0
Murcer dh	3	0	1	0
Piniella ph-dh	1	1	1	0
Gamble rf	1	0	0	0
Foote ph	1	0	1	0
Brown pr-rf	0	1	0	0
Nettles 3b	5	0	1	3
Watson 1b	5	0	1	0
Cerone c	4	0	1	0
Randolph 2b	4	1	2	1
<b>Totals</b>	<b>36</b>	<b>4</b>	<b>10</b>	<b>4</b>

Oakland	ab	r	h	bi
Henderson lf	2	0	1	0
Heath lf	1	0	0	0
Murphy cf	1	0	0	0
Bosetti ph-cf	3	0	0	0
Johnson dh	3	0	0	0
Armas rf	4	0	1	0
Kluttz 3b	2	0	0	0
Gross ph-3b	2	0	0	0
Moore 1b	2	0	2	0
Spencer ph-1b	1	0	0	0
McKay 2b	3	0	1	0
Newman c	3	0	0	0
Picciolo ss	2	0	0	0
Drumright ph	1	0	0	0
Stanley ss	0	0	0	0
<b>Totals</b>	<b>30</b>	<b>0</b>	<b>5</b>	<b>0</b>

New York	000	001	003	4	10	0
Oakland	000	000	000	0	5	2

E – Picciolo, McKay. **DP** – New York 2, Oakland 1. **LOB** – New York 12, Oakland 5. **2B** – Nettles. **HR** – Randolph. **SB** – Henderson 2. **S** – Milbourne.

New York	ip	h	r	er	bb	so
Righetti (W)	6.0	4	0	0	2	4
Davis	2.0	0	0	0	0	1
Gossage	1.0	1	0	0	0	2
Oakland	ip	h	r	er	bb	so
Keough (L)	8.1	7	2	1	6	4
Underwood	0.2	3	2	2	0	0

**WP** – Keough.

**T** – 3:19. **A** – 47,302

**Umpires** – Neudecker, Springstead, Merrill, Voltaggio, Bremigan and Goetz.



# 1988 ALCS

The A's sweep the Boston Red Sox in four games to win their first American League pennant in 14 years. The A's hit .299 in the series and the pitching staff posts a 2.00 ERA while holding the Red Sox to a .206 batting average. Dennis Eckersley was named ALCS MVP after saving all four games and the bullpen recorded three of the wins. Dave Henderson hit .375 and Jose Canseco hit three of the A's seven home runs.

Jose Canseco homers in the fourth inning of Game 1 but Dave Henderson provides the game winning single in the eighth inning in the A's 2-1 victory. Game 2 is a scoreless tie until the Red Sox score twice in the sixth off Storm Davis but Jose Canseco hit a two-run home run and Mark McGwire added a RBI single in the seventh to give the A's a 3-2 lead. After the Red Sox tie the game, Walt Weiss has the game winning RBI single in the ninth. The A's outscore the Red Sox 10-6 in Game 3 as Carney Lansford, McGwire and Ron Hassey have three hits each while Hassey drives in three runs. The A's clinch the series with a 4-1 win in Game 4 as Dave Stewart allows a run in seven innings for the win. Jose Canseco homered in the first and Dave Henderson had a RBI single in the third before the A's score two insurance runs in the eighth.

## FINAL STATISTICS

PLAYER	AVG	G	AB	R	H	TB	2B	3B	HR	RBI	SH	SF	HP	BB	IBB	SO	SB	CS	DP	E	SLG	OBP
Baylor	.000	2	6	0	0	0	0	0	0	1	0	1	0	1	0	2	0	0	0	0	.000	.125
Canseco	.313	4	16	4	5	15	1	0	3	4	0	0	0	1	0	2	1	1	1	0	.938	.353
Gallego	.083	4	12	1	1	1	0	0	0	0	0	0	0	0	0	3	0	0	0	0	.083	.083
Hassey	.500	4	8	2	4	8	1	0	1	3	0	0	0	1	1	1	0	0	0	0	1.000	.556
Henderson	.375	4	16	2	6	10	1	0	1	4	0	0	0	1	0	7	0	0	0	2	.625	.412
Javier	.500	2	4	0	2	2	0	0	0	1	0	0	0	1	1	0	0	0	0	0	.500	.600
Lansford	.294	4	17	4	5	9	1	0	1	2	0	0	0	0	0	2	0	1	0	0	.529	.294
McGwire	.333	4	15	4	5	8	0	0	1	3	0	0	0	1	1	5	0	0	0	0	.533	.375
Parker	.250	3	12	1	3	4	1	0	0	0	0	0	0	0	0	4	0	0	0	1	.333	.250
Phillips	.286	2	7	0	2	3	1	0	0	0	0	0	0	1	0	3	0	0	0	0	.429	.375
Polonia	.400	3	5	0	2	2	0	0	0	0	0	0	0	1	0	2	0	1	0	0	.400	.500
Steinbach	.250	2	4	0	1	1	0	0	0	0	0	0	0	2	0	0	0	0	0	0	.250	.500
Weiss	.333	4	15	2	5	7	2	0	0	2	0	0	0	0	0	4	0	0	0	0	.467	.333
<b>Totals</b>	<b>.299</b>	<b>4</b>	<b>137</b>	<b>20</b>	<b>41</b>	<b>70</b>	<b>8</b>	<b>0</b>	<b>7</b>	<b>20</b>	<b>0</b>	<b>1</b>	<b>0</b>	<b>10</b>	<b>3</b>	<b>35</b>	<b>1</b>	<b>3</b>	<b>1</b>	<b>3</b>	<b>.511</b>	<b>.345</b>

PITCHER	W	L	ERA	G	GS	CG	GF	SHO	SV	IP	H	R	ER	HR	HB	BB	IBB	SO	WP	BK	AVG
Cadaret	0	0	27.00	1	0	0	0	0	0	0.1	1	1	1	1	0	0	0	0	0	0	.500
Davis	0	0	0.00	1	1	0	0	0	0	6.1	2	2	0	0	0	5	0	4	1	0	.100
Eckersley	0	0	0.00	4	0	0	4	0	4	6.0	1	0	0	0	0	2	0	5	0	0	.053
Honeycutt	1	0	0.00	3	0	0	0	0	0	2.0	0	0	0	0	0	2	0	0	0	0	.000
Nelson	2	0	0.00	2	0	0	0	0	0	4.2	5	0	0	0	0	1	0	0	0	0	.294
Plunk	0	0	0.00	1	0	0	0	0	0	0.1	1	0	0	0	0	0	0	1	0	0	.500
Stewart	1	0	1.35	2	2	0	0	0	0	13.1	9	2	2	0	1	6	0	11	0	0	.188
Welch	0	0	27.00	1	1	0	0	0	0	1.2	6	5	5	1	0	2	0	0	0	0	1.667
Young	0	0	0.00	1	0	0	0	0	0	1.1	1	1	0	0	0	0	0	2	0	0	.200
<b>Totals</b>	<b>4</b>	<b>0</b>	<b>2.00</b>	<b>4</b>	<b>4</b>	<b>0</b>	<b>4</b>	<b>0</b>	<b>4</b>	<b>36.0</b>	<b>26</b>	<b>11</b>	<b>8</b>	<b>2</b>	<b>1</b>	<b>18</b>	<b>0</b>	<b>23</b>	<b>1</b>	<b>1</b>	<b>.206</b>

**Game 1 — October 5**  
Oakland 2, Boston 1

Oakland	ab	r	h	bi
Lansford 3b	4	1	1	0
Henderson cf	4	0	2	0
Canseco rf	4	1	1	1
McGwire 1b	4	0	0	0
Steinbach c	2	0	1	0
Hassey c	1	0	0	0
Baylor dh	3	0	0	0
Polonia pr	0	0	0	0
Phillips lf	3	0	0	0
Gallego 2b	4	0	0	0
Weiss ss	3	0	1	0
<b>Totals</b>	<b>32</b>	<b>2</b>	<b>6</b>	<b>2</b>

Boston	ab	r	h	bi
Boggs 3b	4	0	1	1
Barrett 2b	4	0	0	0
Evans rf	4	0	1	0
Greenwell lf	3	0	0	0
Benzinger 1b	4	0	0	0
Burks cf	4	0	0	0
Rice dh	2	0	1	0
Romine pr	0	1	0	0
Parrish ph	1	0	0	0
Reed ss	2	0	1	0
Gedman c	3	0	2	0
Romero pr	0	0	0	0
<b>Totals</b>	<b>31</b>	<b>1</b>	<b>6</b>	<b>1</b>

Oakland	000	100	010	2	6	0
Boston	000	000	100	1	6	0

**DP** – Oakland 1, Boston 1. **LOB** – Oakland 6, Boston 9. **2B** – Weiss, Evans, Lansford, Reed. **HR** – Canseco. **SF** – Boggs.

Oakland	ip	h	r	er	bb	so
Stewart	6.1	5	1	1	3	6
Honeycutt (W)	0.2	0	0	0	0	0
Eckersley (Sv)	2.0	1	0	0	1	3

Boston	ip	h	r	er	bb	so
Hurst (L)	9.0	6	2	2	3	7

**PB** – Steinbach. **HBP** – by Stewart (Reed).  
**T** – 2:44. **A** – 34,104

**Game 2 — October 6**  
Oakland 4, Boston 3

Oakland	ab	r	h	bi
Polonia lf	5	0	2	0
Gallego 2b	0	0	0	0
Henderson cf	3	1	1	0
Canseco rf	4	1	1	2
Parker dh	4	0	1	0
Lansford 3b	4	1	0	0
Hassey c	4	1	1	0
McGwire 1b	4	0	1	1
Phillips 2b-1f	4	0	2	0
Weiss ss	4	0	1	1
<b>Totals</b>	<b>36</b>	<b>4</b>	<b>10</b>	<b>4</b>

Boston	ab	r	h	bi
Boggs 3b	3	0	0	0
Barrett 2b	4	0	0	0
Evans rf	3	1	0	0
Greenwell lf	2	1	0	0
Rice dh	4	0	1	0
Romine pr	0	0	0	0
Burks cf	4	0	1	1
Benzinger 1b	3	0	1	0
Reed ss	2	0	0	0
Parrish ph	1	0	0	0
Gedman c	4	1	1	1
<b>Totals</b>	<b>30</b>	<b>3</b>	<b>4</b>	<b>2</b>

Oakland	000	000	301	4	10	1
Boston	000	002	100	3	4	1

**E** – Clemens, Henderson. **DP** – Oakland 1. **LOB** – Oakland 6, Boston 6. **2B** – Phillips. **HR** – Canseco, Gedman. **S** – Reed.

Oakland	ip	h	r	er	bb	so
Davis	6.1	2	2	0	5	4
Cadaret	0.1	1	1	1	0	0
Nelson (W)	1.1	1	0	0	0	0
Eckersley (Sv)	1.0	0	0	0	0	0

Boston	ip	h	r	er	bb	so
Clemens	7.0	6	3	3	0	8
Stanley	0.1	1	0	0	1	0
Smith (L)	1.2	3	1	1	0	1

**WP** – Davis, Clemens. **Balk** – Clemens. **PB** – Gedman.  
**T** – 3:14. **A** – 34,605

**Game 3 — October 8**  
Oakland 10, Boston 6

Boston	ab	r	h	bi
Burks cf	5	2	2	0
Barrett 2b	4	1	1	0
Boggs 3b	4	2	3	2
Greenwell lf	5	1	2	3
Rice dh	5	0	0	0
Evans rf	2	0	1	1
Gedman c	3	0	2	0
Reed ss	3	0	1	0
Benzinger 1b	3	0	0	0
Parrish ph-1b	1	0	0	0
<b>Totals</b>	<b>35</b>	<b>6</b>	<b>12</b>	<b>6</b>

Oakland	ab	r	h	bi
Lansford 3b	5	2	3	2
Henderson cf	5	1	2	2
Canseco rf	4	0	0	0
Parker dh	5	1	1	0
McGwire 1b	4	3	3	1
Hassey c	3	1	3	3
Javier lf	3	0	1	1
Gallego 2b	4	1	1	0
Weiss ss	4	1	1	1
<b>Totals</b>	<b>37</b>	<b>10</b>	<b>15</b>	<b>10</b>

Boston	320	000	100	6	12	0
Oakland	042	010	12x	10	15	1

**E** – Henderson. **DP** – Boston 1, Oakland 2. **LOB** – Boston 8, Oakland 6. **2B** – Greenwell, Burks, Weiss, Hassey, Parker. **HR** – Greenwell, McGwire, Lansford, Hassey, Henderson. **S** – Barrett. **SF** – Boggs.

Boston	ip	h	r	er	bb	so
Boddicker (L)	2.2	8	6	6	1	2
Gardner	4.2	6	3	3	2	8
Stanley	0.2	1	1	1	0	0

Oakland	ip	h	r	er	bb	so
Welch	1.2	6	5	5	2	0
Nelson (W)	3.1	4	0	0	1	0
Young	1.1	1	1	0	0	2
Plunk	0.1	1	0	0	0	1
Honeycutt	0.1	0	0	0	1	0
Eckersley (Sv)	2.0	0	0	0	0	2

Honeycutt pitched to one batter in the 8th.  
**Balk** – Welch.  
**T** – 3:14. **A** – 49,261

**Game 4 — October 9**  
**Oakland 4, Boston 1**

<b>Boston</b>	<b>ab</b>	<b>r</b>	<b>h</b>	<b>bi</b>
Boggs 3b	2	0	1	0
Greenwell lf	4	0	1	0
Rice dh	2	0	0	1
Owen ph	0	0	0	0
Evans rf	3	0	0	0
Benzinger ph	1	0	0	0
Gedman c	4	0	0	0
Reed ss	4	0	1	0
Parrish ph	3	0	0	0
<b>Totals</b>	<b>30</b>	<b>1</b>	<b>4</b>	<b>1</b>

<b>Oakland</b>	<b>ab</b>	<b>r</b>	<b>h</b>	<b>bi</b>
Lansford 3b	4	0	1	0
Henderson cf	4	0	1	1
Canseco rf	4	2	3	1
McGwire 1b	3	1	1	1
Parker lf	3	0	1	0
Javier pr-lf	1	0	1	0
Steinbach c	2	0	0	0
Polonia ph	0	0	0	0
Hassey c	0	0	0	0
Baylor dh	3	0	0	1
Gallego 2b	4	0	0	0
Weiss ss	4	1	2	0
<b>Totals</b>	<b>32</b>	<b>4</b>	<b>10</b>	<b>4</b>

Boston	000	001	000	1	4	0
Oakland	101	000	02x	4	10	1

**E** – Parker. **DP** – Oakland 1. **LOB** – Boston 7, Oakland 8. **2B** – Henderson, Canseco. **HR** – Canseco. **SB** – Canseco. **SF** – Baylor.

<b>Boston</b>	<b>ip</b>	<b>h</b>	<b>r</b>	<b>er</b>	<b>bb</b>	<b>so</b>
Hurst (L)	4.0	4	2	2	2	5
Smithson	2.1	3	0	0	0	1
Smith	1.2	3	2	2	1	3
<b>Oakland</b>	<b>ip</b>	<b>h</b>	<b>r</b>	<b>er</b>	<b>bb</b>	<b>so</b>
Stewart (W)	7.0	4	1	1	3	5
Honeycutt	1.0	0	0	0	1	0
Eckersley (Sv)	1.0	0	0	0	1	0

Stewart pitched to one batter in the 8th.

T – 2:55. A – 49,406

# 1988 WORLD SERIES

The A's return to the World Series for the first time in 14 years when they also met the Dodgers. After winning the series in five games in 1974, the A's lose to the Dodgers in five games in 1988. The A's hit just .177 in the series and are outscored 21-11 in the five games. Jose Canseco collects just one hit in the series but leads the A's with five RBI. Storm Davis loses twice and posts an 11.25 ERA.

Canseco hits a grand slam in the second inning of Game 1 to give the A's a 4-2 lead before Kirk Gibson hits a pinch-hit two-out two-run home run in the bottom of the ninth to lift the Dodgers to a 5-4 win. Orel Hershiser shuts out the A's on three hits in a 6-0 Los Angeles win in Game 2. Davis allows six runs in 3 1/3 innings and Dave Parker has all three of the A's hits. The series moves to Oakland for Game 3 and the A's get their only win of the series when Mark McGwire breaks a 1-1 tie with a one-out home run in the bottom of the ninth. The Dodgers score two runs in the first inning of Game 4 and lead the rest of the way in a 4-3 win. Dave Henderson collects four hits. Hershiser clinched World Series MVP honors by tossing a four-hitter in Game 5 to defeat the A's 5-2.

## FINAL STATISTICS

PLAYER	AVG	G	AB	R	H	TB	2B	3B	HR	RBI	SH	SF	HP	BB	IBB	SO	SB	CS	DP	E	SLG	OBP
Baylor	.000	1	1	0	0	0	0	0	0	0	0	0	0	0	0	1	0	0	0	0	.000	.000
Canseco	.053	5	19	1	1	4	0	0	1	5	0	0	1	2	0	5	1	0	0	0	.211	.182
Davis	.000	2	1	0	0	0	0	0	0	0	0	0	0	0	0	1	0	0	0	0	.000	.000
Gallego	—	1	0	0	0	0	0	0	0	0	0	0	0	0	0	0	0	0	0	0	—	—
Hassey	.250	5	8	0	2	2	0	0	0	1	0	0	0	3	0	3	0	0	0	0	.250	.455
Henderson	.300	5	20	1	6	8	2	0	0	1	0	0	0	2	0	7	0	0	0	0	.400	.364
Hubbard	.250	4	12	2	3	3	0	0	0	0	0	0	0	1	0	2	1	0	0	1	.250	.308
Javier	.500	3	4	0	2	2	0	0	0	2	0	1	0	0	0	1	0	0	0	0	.500	.400
Lansford	.167	5	18	2	3	3	0	0	0	1	0	0	0	2	0	2	0	0	0	0	.167	.250
McGwire	.059	5	17	1	1	4	0	0	1	1	0	0	0	3	1	4	0	0	2	0	.235	.200
Parker	.200	4	15	0	3	3	0	0	0	0	0	0	0	2	0	4	0	0	0	0	.200	.294
Phillips	.250	2	4	1	1	1	0	0	0	0	0	0	0	1	0	2	0	0	0	0	.250	.400
Polonia	.111	3	9	1	1	1	0	0	0	0	0	0	0	0	0	2	0	0	0	0	.111	.111
Steinbach	.364	3	11	0	4	5	1	0	0	0	0	0	0	0	0	2	0	0	0	0	.455	.364
Stewart	.000	2	3	1	0	0	0	0	0	0	0	0	0	1	0	3	0	0	0	0	.000	.250
Weiss	.063	5	16	1	1	1	0	0	0	1	0	0	0	0	0	2	1	0	0	1	.063	.063
<b>Totals</b>	<b>.177</b>	<b>5</b>	<b>158</b>	<b>11</b>	<b>28</b>	<b>37</b>	<b>3</b>	<b>0</b>	<b>2</b>	<b>11</b>	<b>1</b>	<b>1</b>	<b>1</b>	<b>17</b>	<b>1</b>	<b>41</b>	<b>3</b>	<b>0</b>	<b>2</b>	<b>2</b>	<b>.234</b>	<b>.260</b>

PITCHER	W	L	ERA	G	GS	CG	GF	SHO	SV	IP	H	R	ER	HR	HB	BB	IBB	SO	WP	BK	AVG
Burns	0	0	0.00	1	0	0	1	0	0	0.1	0	0	0	0	0	0	0	0	0	0	.000
Cadaret	0	0	0.00	3	0	0	0	0	0	2.0	2	0	0	0	0	0	0	3	0	0	.250
Davis	0	2	11.25	2	2	0	0	0	0	8.0	14	10	10	3	0	1	0	7	0	0	.389
Eckersley	0	1	10.80	2	0	0	2	0	0	1.2	2	2	2	1	0	1	0	2	0	0	.333
Honeycutt	1	0	0.00	3	0	0	2	0	0	3.1	0	0	0	0	0	0	0	5	0	0	.000
Nelson	0	0	1.42	3	0	0	0	0	0	6.1	4	1	1	0	0	3	0	3	0	0	.174
Plunk	0	0	0.00	2	0	0	0	0	0	1.2	0	0	0	0	0	0	0	3	0	0	.000
Stewart	0	1	3.14	2	2	0	0	0	0	14.1	12	7	5	1	1	5	0	5	1	1	.222
Welch	0	0	1.80	1	1	0	0	0	0	5.0	6	1	1	0	0	3	0	8	0	0	.300
Young	0	0	0.00	1	0	0	0	0	0	1.0	1	0	0	0	0	0	0	0	0	0	.250
<b>Totals</b>	<b>1</b>	<b>4</b>	<b>3.92</b>	<b>5</b>	<b>5</b>	<b>0</b>	<b>5</b>	<b>0</b>	<b>0</b>	<b>43.2</b>	<b>41</b>	<b>21</b>	<b>19</b>	<b>5</b>	<b>1</b>	<b>13</b>	<b>0</b>	<b>36</b>	<b>1</b>	<b>1</b>	<b>.246</b>

**Game 1 — October 15**  
**Los Angeles 5, Oakland 4**

**Game 2 — October 16**  
**Los Angeles 5, Oakland 0**

**Game 3 — October 18**  
**Oakland 2, Los Angeles 1**

Oakland	ab	r	h	bi
Lansford 3b	4	1	0	0
Henderson cf	5	0	2	0
Canseco rf	4	1	1	4
Parker lf	2	0	0	0
Javier pr-lf	1	0	1	0
McGwire 1b	3	0	0	0
Steinbach c	4	0	1	0
Hassey c	0	0	0	0
Hubbard 2b	4	1	2	0
Weiss ss	4	0	0	0
Stewart p	3	1	0	0
Eckersley p	0	0	0	0
<b>Totals</b>	<b>34</b>	<b>4</b>	<b>7</b>	<b>4</b>

Los Angeles	ab	r	h	bi
Sax 2b	3	1	1	0
Stubbs 1b	4	0	0	0
Hatcher lf	3	1	1	2
Marshall rf	4	1	1	0
Shelby cf	4	0	1	0
Scioscia c	4	0	1	1
Hamilton 3b	4	0	0	0
Griffin ss	2	0	1	0
M. Davis ph	0	1	0	0
Belcher p	0	0	0	0
Heep ph	1	0	0	0
Leary p	0	0	0	0
Woodson ph	1	0	0	0
Holton p	0	0	0	0
Gonzalez ph	1	0	0	0
Pena p	0	0	0	0
Gibson ph	1	1	1	2
<b>Totals</b>	<b>32</b>	<b>5</b>	<b>7</b>	<b>5</b>

Two outs when winning run scored.

Oakland 040 000 000 4 7 0  
 Los Angeles 200 001 002 5 7 0

**DP** – Oakland 1. **LOB** – Oakland 10, Los Angeles 5. **2B** – Henderson. **HR** – Hatcher, Canseco, Gibson. **SB** – Canseco, Sax, M. Davis.

Oakland	ip	h	r	er	bb	so
Stewart	8.0	6	3	3	2	5
Eckersley (L)	0.2	1	2	2	1	1
<b>Los Angeles</b>	<b>ip</b>	<b>h</b>	<b>r</b>	<b>er</b>	<b>bb</b>	<b>so</b>
Belcher	2.0	3	4	4	4	3
Leary	3.0	3	0	0	1	3
Holton	2.0	0	0	0	1	0
Pena (W)	2.0	1	0	0	0	3

**WP** – Stewart. **HBP** – by Belcher (Canseco), by Stewart (Sax). **Balk** – Stewart.

**T** – 3:04. **A** – 55,983

**Umpires** – Harvey, Merrill, Froemming, Cousins, Crawford, McCoy.

Oakland	ab	r	h	bi
Lansford 3b	3	0	0	0
Henderson cf	4	0	0	0
Canseco rf	4	0	0	0
Parker lf	4	0	3	0
McGwire 1b	3	0	0	0
Hassey c	3	0	0	0
Hubbard 2b	2	0	0	0
Weiss ss	3	0	0	0
S. Davis p	1	0	0	0
Nelson p	0	0	0	0
Polonia ph	1	0	0	0
Young p	0	0	0	0
Plunk p	0	0	0	0
Baylor ph	1	0	0	0
Honeycutt p	0	0	0	0
<b>Totals</b>	<b>29</b>	<b>0</b>	<b>3</b>	<b>0</b>

Los Angeles	ab	r	h	bi
Sax 2b	4	1	1	0
Stubbs 1b	2	1	1	1
Woodson ph-1b	1	0	0	0
Hatcher lf	4	1	2	1
Marshall rf	4	1	2	3
Gonzalez rf	0	0	0	0
Shelby cf	4	0	0	0
Scioscia c	4	0	0	0
Hamilton 3b	4	0	0	0
Griffin ss	4	1	1	0
Hershiser p	3	1	3	1
<b>Totals</b>	<b>34</b>	<b>6</b>	<b>10</b>	<b>6</b>

Oakland	000	000	000	0	3	0
Los Angeles	005	100	00x	6	10	1

**E** – Hamilton. **DP** – Los Angeles 2. **LOB** – Oakland 4, Los Angeles 5. **2B** – Hershiser 2. **3B** – Marshall. **HR** – Marshall. **SB** – Weiss.

Oakland	ip	h	r	er	bb	so
S. Davis (L)	3.1	8	6	6	0	2
Nelson	1.2	1	0	0	1	1
Young	1.0	1	0	0	0	0
Plunk	1.0	0	0	0	0	3
Honeycutt	1.0	0	0	0	0	2
<b>Los Angeles</b>	<b>ip</b>	<b>h</b>	<b>r</b>	<b>er</b>	<b>bb</b>	<b>so</b>
Hershiser (W)	9.0	3	0	0	2	8

**T** – 2:30. **A** – 56,051

**Umpires** – Merrill, Froemming, Cousins, Crawford, McCoy and Harvey.

Los Angeles	ab	r	h	bi
Sax 2b	5	0	1	0
Stubbs 1b	4	0	1	1
Woodson ph-1b	1	0	0	0
Hatcher lf-rf	4	0	1	0
Marshall rf	1	0	0	0
Heep ph-lf	3	0	1	0
Shelby cf	3	0	2	0
M. Davis dh	2	0	0	0
Anderson ph	1	0	0	0
Scioscia c	4	0	1	0
Hamilton 3b	3	1	1	0
Griffin ss	3	0	0	0
<b>Totals</b>	<b>34</b>	<b>1</b>	<b>8</b>	<b>1</b>

Oakland	ab	r	h	bi
<b>Phillips lf</b>	<b>1</b>	<b>0</b>	<b>0</b>	<b>0</b>
Polonia ph-lf	3	0	0	0
Henderson cf	4	0	0	0
Canseco rf	4	0	0	0
McGwire 1b	4	1	1	1
Steinbach dh	3	0	2	0
Lansford 3b	3	0	0	0
Hubbard 2b	3	1	1	0
Hassey c	1	0	1	1
Weiss ss	3	0	0	0
<b>Totals</b>	<b>29</b>	<b>2</b>	<b>5</b>	<b>2</b>

One out when winning run scored.  
 Los Angeles 000 010 000 1 8 1  
 Oakland 001 000 001 2 5 0

**E** – Scioscia. **DP** – Los Angeles 1. **LOB** – Los Angeles 10, Oakland 4. **2B** – Steinbach, Stubbs, Heep, Hatcher. **HR** – McGwire. **SB** – Hubbard, Shelby. **S** – Griffin.

Los Angeles	ip	h	r	er	bb	so
Tudor	1.1	0	0	0	0	1
Leary	3.2	3	1	1	1	1
Pena	3.0	1	0	0	1	4
J. Howell (L)	0.1	1	1	1	0	0
<b>Oakland</b>	<b>ip</b>	<b>h</b>	<b>r</b>	<b>er</b>	<b>bb</b>	<b>so</b>
Welch	5.0	6	1	1	3	8
Cadaret	0.1	0	0	0	0	0
Nelson	1.2	2	0	0	0	1
Honeycutt (W)	2.0	0	0	0	0	3

Welch pitched to three batters in the 6th. Nelson pitched to one batter in the 8th.

**Balk** – Leary.

**T** – 3:21. **A** – 49,316

**Umpires** – Froemming, Cousins, Crawford, McCoy, Harvey and Merrill.

**Game 4 — October 19**  
**Los Angeles 4, Oakland 3**

**Game 5 — October 20**  
**Los Angeles 5, Oakland 2**

<b>Los Angeles</b>	<b>ab</b>	<b>r</b>	<b>h</b>	<b>bi</b>
Sax 2b	4	1	1	0
Stubbs 1b	3	1	1	0
Woodson ph-1b	1	0	0	1
Hatcher lf	4	1	1	0
Marshall rf	0	0	0	0
M. Davis rf	3	0	0	0
Gonzalez ph	1	0	0	0
Shelby cf	4	0	1	1
Scioscia c	2	0	1	0
Dempsey c	1	0	0	0
Heep dh	4	0	1	0
Hamilton 3b	4	0	1	0
Griffin ss	3	1	1	0
<b>Totals</b>	<b>34</b>	<b>4</b>	<b>8</b>	<b>2</b>

<b>Oakland</b>	<b>ab</b>	<b>r</b>	<b>h</b>	<b>bi</b>
Polonia lf	5	1	1	0
Henderson cf	5	1	4	1
Javier pr	0	0	0	0
Canseco rf	3	0	0	1
Parker dh	5	0	0	0
McGwire 1b	3	0	0	0
Lansford 3b	4	0	1	1
Steinbach c	4	0	1	0
Hubbard 2b	3	0	0	0
Hassey ph-c	1	0	1	0
Gallego pr-2b	0	0	0	0
Weiss ss	4	1	1	0
<b>Totals</b>	<b>37</b>	<b>3</b>	<b>9</b>	<b>3</b>

Los Angeles	201	000	100	4	8	2
Oakland	100	001	100	3	9	2

**E** – Hubbard, Weiss, Griffin. **LOB** – Los Angeles 6, Oakland 10. **2B** – Stubbs, Henderson, Shelby. **SB** – M. Davis. **CS** – Heep, Scioscia, Griffin.

<b>Los Angeles</b>	<b>ip</b>	<b>h</b>	<b>r</b>	<b>er</b>	<b>bb</b>	<b>so</b>
Belcher (W)	6.2	7	3	2	2	7
J. Howell (Sv)	2.1	2	0	0	1	2
<b>Oakland</b>	<b>ip</b>	<b>h</b>	<b>r</b>	<b>er</b>	<b>bb</b>	<b>so</b>
Stewart (L)	6.1	6	4	2	3	0
Cadaret	1.2	1	0	0	0	3
Eckersley	1.0	1	0	0	0	1

**PB** – Steinbach, Scioscia. **Balk** – Leary.  
**T** – 3:05. **A** – 49,317  
**Umpires** – Cousins, Crawford, McCoy, Harvey, Merrill and Froemming.

<b>Los Angeles</b>	<b>ab</b>	<b>r</b>	<b>h</b>	<b>bi</b>
Sax 2b	4	0	2	0
Stubbs 1b	4	1	2	0
Hatcher lf	4	2	2	2
Gonzalez lf	0	0	0	0
Marshall rf	4	0	0	0
Shelby cf	3	0	0	0
M. Davis dh	2	2	1	2
Dempsey c	4	0	1	1
Hamilton 3b	4	0	0	0
Griffin ss	4	0	0	0
<b>Totals</b>	<b>33</b>	<b>5</b>	<b>8</b>	<b>5</b>

<b>Oakland</b>	<b>ab</b>	<b>r</b>	<b>h</b>	<b>bi</b>
Javier lf	3	0	1	2
Henderson cf	2	0	0	0
Canseco rf	4	0	0	0
Parker dh	4	0	0	0
McGwire 1b	4	0	0	0
Hassey c	3	0	0	0
Lansford 3b	4	1	2	0
Phillips 2b	3	1	1	0
Weiss ss	2	0	0	0
<b>Totals</b>	<b>29</b>	<b>2</b>	<b>4</b>	<b>2</b>

Los Angeles	200	201	000	5	8	0
Oakland	001	000	010	2	4	0

**DP** – Oakland 1. **LOB** – Los Angeles 4, Oakland 6. **2B** – Dempsey. **HR** – Hatcher, M. Davis. **CS** – Sax. **S** – Weiss. **SF** – Javier.

<b>Los Angeles</b>	<b>ip</b>	<b>h</b>	<b>r</b>	<b>er</b>	<b>bb</b>	<b>so</b>
Hershiser (W)	9.0	4	2	2	4	9
<b>Oakland</b>	<b>ip</b>	<b>h</b>	<b>r</b>	<b>er</b>	<b>bb</b>	<b>so</b>
S. Davis (L)	4.2	6	4	4	1	5
Cadaret	0.0	1	0	0	0	0
Nelson	3.0	1	1	1	2	1
Honeycutt	0.1	0	0	0	0	0
Plunk	0.2	0	0	0	0	0
Burns	0.1	0	0	0	0	0

Cadaret pitched to one batter in the 5th.  
**WP** – Hershiser.  
**T** – 2:51. **A** – 49,317

**Umpires** – Crawford, McCoy, Harvey, Merrill, Froemming and Cousins.

# 1989 ALCS

The A's win their second consecutive American League Pennant by defeating Toronto, 4 games to 1. Rickey Henderson runs away with ALCS MVP honors, batting .400 with eight runs scored, two home runs, five RBI and eight stolen bases in the five game series. Dave Parker also homers twice, Dave Stewart wins both of his starts and Dennis Eckersley saves three of the A's four wins.

The A's win Game 1 by a 7-3 score, but were trailing 3-2 entering the sixth. Mark McGwire ties the game with a solo home run and Henderson breaks up a double play that leads to two more runs. Stewart and Eckersley do not allow a hit after a fourth inning home run by Ernie Whitt. Henderson goes 2 for 2 with two walks, two runs and four steals to lead the A's to a 6-3 win in Game 2 as Mike Moore allows just one unearned run in seven innings for the win. The series moves to Toronto for Game 3 and the Blue Jays record a 7-3 win, scoring six runs off Storm Davis after the A's build a 3-0 lead. Jose Canseco hits a home run into the fifth deck at Skydome to highlight the A's 6-5 win in Game 4. Henderson hit two home runs and also drives in four runs. The A's then clinch the series with a 4-3 win in Game 5, building a 4-0 lead before holding on as the Blue Jays score two in the eighth and three in the ninth. Stewart picks up the win and the A's offense collects just four hits.

## FINAL STATISTICS

PLAYER	AVG	G	AB	R	H	TB	2B	3B	HR	RBI	SH	SF	HP	BB	IBB	SO	SB	CS	DP	E	SLG	OBP
Blankenship	—	1	0	0	0	0	0	0	0	0	0	0	0	0	0	0	0	0	0	0	—	—
Canseco	.294	5	17	1	5	8	0	0	1	3	0	0	0	3	0	7	0	2	0	1	.471	.400
Gallego	.273	4	11	3	3	4	1	0	0	1	2	0	0	0	0	2	0	0	0	0	.364	.273
Hassey	.167	2	6	0	1	1	0	0	0	1	0	1	0	1	0	2	0	0	1	0	.167	.250
Henderson, D	.263	5	19	4	5	11	3	0	1	1	0	0	0	2	0	5	0	0	0	0	.579	.333
Henderson, R	.400	5	15	8	6	15	1	1	2	5	0	0	1	7	0	0	8	1	0	11	1.000	.609
Javier	.000	1	2	0	0	0	0	0	0	0	0	0	0	0	0	1	0	0	0	0	.000	.000
Lansford	.455	3	11	2	5	5	0	0	0	4	0	0	0	2	0	1	2	0	0	0	.455	.538
McGwire	.389	5	18	3	7	11	1	0	1	3	0	1	0	1	0	4	0	0	1	1	.611	.400
Parker	.188	4	16	2	3	9	0	0	2	3	0	0	0	0	0	0	0	0	0	0	.563	.188
Phelps	1.000	1	1	0	1	2	1	0	0	0	0	0	0	0	0	0	0	0	0	0	2.000	1.000
Phillips	.167	5	18	1	3	4	1	0	0	1	0	0	0	2	0	4	2	0	0	0	.222	.250
Steinbach	.200	4	15	0	3	3	0	0	0	1	0	0	1	0	5	0	0	0	0	0	.200	.250
Weiss	.111	4	9	2	1	2	1	0	0	0	1	0	0	1	0	1	1	0	0	0	.222	.200
<b>Totals</b>	<b>.272</b>	<b>5</b>	<b>158</b>	<b>26</b>	<b>43</b>	<b>75</b>	<b>9</b>	<b>1</b>	<b>7</b>	<b>23</b>	<b>3</b>	<b>2</b>	<b>1</b>	<b>20</b>	<b>0</b>	<b>32</b>	<b>13</b>	<b>3</b>	<b>2</b>	<b>3</b>	<b>.475</b>	<b>.354</b>

PITCHER	W	L	ERA	G	GS	CG	GF	SHO	SV	IP	H	R	ER	HR	HB	BB	IBB	SO	WP	BK	AVG
Davis	0	1	7.11	1	1	0	0	0	0	6.1	5	6	5	0	0	2	1	3	0	0	.227
Eckersley	0	0	1.59	4	0	0	4	0	3	5.2	4	1	1	0	0	0	0	2	0	0	.211
Honeycutt	0	0	32.40	3	0	0	0	0	0	1.2	6	6	6	0	0	5	0	1	1	0	.545
Moore	1	0	0.00	1	1	0	0	0	0	7.0	3	1	0	0	0	2	0	3	0	0	.125
Nelson	0	0	0.00	1	0	0	0	0	0	1.1	1	0	0	0	0	0	0	2	0	0	.250
Stewart	2	0	2.81	2	2	0	0	0	0	16.0	13	5	5	3	0	3	0	9	0	0	.224
Welch	1	0	3.18	1	1	0	0	0	0	5.2	8	2	2	0	0	1	0	4	0	0	.308
Young	0	0	0.00	1	0	0	1	0	0	0.1	0	0	0	0	0	2	0	0	0	0	.000
<b>Totals</b>	<b>4</b>	<b>1</b>	<b>3.89</b>	<b>5</b>	<b>5</b>	<b>0</b>	<b>5</b>	<b>0</b>	<b>3</b>	<b>44.0</b>	<b>40</b>	<b>21</b>	<b>19</b>	<b>3</b>	<b>0</b>	<b>15</b>	<b>1</b>	<b>24</b>	<b>1</b>	<b>0</b>	<b>.242</b>

**Game 1 — October 3**  
Oakland 7, Toronto 3

**Game 2 — October 4**  
Oakland 6, Toronto 3

**Game 3 — October 6**  
Toronto 7, Oakland 3

Toronto	ab	r	h	bi
Moseby cf	4	0	0	0
Wilson rf	3	0	1	0
McGriff 1b	4	0	0	0
Bell lf	4	1	1	0
Fernandez ss	4	1	1	0
Whitt c	3	1	1	2
Gruber 3b	3	0	0	0
Mazzilli dh	3	0	0	0
Liriano 2b	2	0	1	1
<b>Totals</b>	<b>30</b>	<b>3</b>	<b>5</b>	<b>3</b>

Oakland	ab	r	h	bi
R. Henderson lf	2	1	0	0
Lansford 3b	5	1	2	2
Canseco rf	4	0	0	0
Parker dh	4	0	1	1
D. Henderson cf	4	1	2	1
McGwire 1b	4	1	1	1
Steinbach c	4	0	1	0
Phillips 2b	3	1	2	0
Gallego ss	4	2	2	0
<b>Totals</b>	<b>34</b>	<b>7</b>	<b>11</b>	<b>5</b>

Toronto	020	100	000	3	5	1
Oakland	010	013	02x	7	11	0

**E** – Liriano. **DP** – Oakland 1. **LOB** – Toronto 4, Oakland 8. **2B** – Phillips, Gallego. **HR** – D. Henderson, Whitt, McGwire. **SB** – R. Henderson 2, Fernandez, Liriano, Wilson, Lansford, Phillips. **SF** – Whitt.

Toronto	ip	h	r	er	bb	so
Stieb (L)	5.1	8	4	4	2	6
Acker	1.2	1	1	0	0	1
Ward	1.0	2	2	2	2	2
Oakland	ip	h	r	er	bb	so
Stewart (W)	8.0	5	3	3	3	6
Eckersley	1.0	0	0	0	0	0

**WP** – Ward. **PB** – Whitt. **HBP** – by Acker (R. Henderson).  
**T** – 2:52. **A** – 49,435  
**Umpires** – Phillips, Morrison, Ford, Cousins, Palermo and Reed.

Toronto	ab	r	h	bi
Moseby cf	3	2	1	0
Wilson rf	3	0	1	0
McGriff 1b	4	0	1	2
Bell lf	4	0	1	0
Fernandez ss	3	0	0	0
Whitt c	4	0	0	0
Gruber 3b	4	0	0	0
Mazzilli dh	4	0	0	0
Liriano 2b	2	1	1	0
<b>Totals</b>	<b>31</b>	<b>3</b>	<b>5</b>	<b>2</b>

Oakland	ab	r	h	bi
R. Henderson lf	2	2	2	0
Lansford 3b	3	1	1	1
Parker dh	4	1	1	1
McGwire 1b	4	1	3	1
D. Henderson cf	4	1	1	0
Hassey c	2	0	0	1
Phillips 2b	4	0	1	1
Javier rf	2	0	0	0
Canseco ph-rf	1	0	0	0
Weiss ss	3	0	0	0
<b>Totals</b>	<b>29</b>	<b>6</b>	<b>9</b>	<b>5</b>

Toronto	001	000	020	3	5	1
Oakland	000	203	10x	6	9	1

**E** – McGwire, McGriff. **DP** – Toronto 2, Oakland 1. **LOB** – Toronto 5, Oakland 5. **2B** – McGwire, D. Henderson. **HR** – Parker. **SB** – Fernandez, R. Henderson 4, Liriano, Phillips, Lansford. **SF** – Hassey.

Toronto	ip	h	r	er	bb	so
Stottliemyre (L)	5.0	7	4	4	2	3
Acker	0.1	2	1	1	0	0
Wells	1.0	0	1	0	2	1
Henke	0.2	0	0	0	0	1
Cerutti	1.0	0	0	0	1	0
Oakland	ip	h	r	er	bb	so
Moore (W)	7.0	3	1	0	2	3
Honeycutt	0.0	1	2	2	2	0
Eckersley (Sv)	2.0	1	0	0	0	0

Stottliemyre pitched to two batters in the 6th. Honeycutt pitched to three batters in the 8th.  
**PB** – Hassey.  
**T** – 3:20. **A** – 49,444  
**Umpires** – Morrison, Ford, Cousins, Palermo, Reed and Phillips.

Oakland	ab	r	h	bi
R. Henderson lf	4	2	1	0
Lansford 3b	3	0	2	1
Blankenship 2b	0	0	0	0
Canseco rf	4	0	2	0
McGwire 1b	2	0	0	1
D. Henderson cf	4	0	1	0
Steinbach c	4	0	0	0
Parker dh	4	1	1	1
Phillips 2b-3b	4	0	0	0
Gallego ss	2	0	0	0
PHELPS ph	1	0	1	0
Weiss pr-ss	1	0	0	0
<b>Totals</b>	<b>33</b>	<b>3</b>	<b>8</b>	<b>3</b>

Toronto	ab	r	h	bi
Moseby cf	2	1	0	1
Wilson rf	4	1	2	1
McGriff 1b	4	1	1	0
Bell dh	3	0	0	1
Fernandez ss	4	2	2	1
Whitt c	3	0	1	1
Gruber 3b	2	1	0	0
Lee 2b	4	1	1	0
Felix rf	3	0	1	1
<b>Totals</b>	<b>29</b>	<b>7</b>	<b>8</b>	<b>6</b>

Oakland	101	100	000	3	8	1
Toronto	000	400	30x	7	8	0

**E** – Canseco. **DP** – Oakland 1, Toronto 1. **LOB** – Oakland 7, Toronto 4. **2B** – R. Henderson, Fernandez 2, D. Henderson, Phelps. **HR** – Parker. **SB** – R. Henderson. **SF** – McGwire, Bell.

Oakland	ip	h	r	er	bb	so
Davis (L)	6.1	5	6	5	2	3
Honeycutt	0.0	2	1	1	1	0
Nelson	1.1	1	0	0	0	2
M. Young	0.1	0	0	0	2	0
Toronto	ip	h	r	er	bb	so
Key (W)	6.0	7	3	3	2	2
Acker	2.0	1	0	0	1	1
Henke	1.0	0	0	0	0	1

Honeycutt pitched to three batters in the 7th.  
**T** – 2:54. **A** – 50,268  
**Umpires** – Ford, Cousins, Palermo, Reed, Phillips and Morrison.



**Game 4 — October 7**  
Oakland 6, Toronto 5

**Game 5 — October 8**  
Oakland 4, Toronto 3

Oakland	ab	r	h	bi
R. Henderson lf	4	2	2	4
D. Henderson cf	4	1	1	0
Canseco rf	5	1	2	2
McGwire 1b	4	0	2	0
Steinbach c	3	0	1	0
Phillips 3b	3	0	0	0
Hassey c	4	0	1	0
Gallego 2b	4	1	1	0
Weiss ss	3	1	1	0
<b>Totals</b>	<b>34</b>	<b>6</b>	<b>11</b>	<b>6</b>

Oakland	ab	r	h	bi
R. Henderson lf	3	1	1	1
Phillips 3b	4	0	0	0
Canseco rf	3	0	1	1
Parker dh	4	0	0	0
D. Henderson cf	3	1	0	0
McGwire 1b	4	1	1	0
Steinbach c	4	0	1	1
Weiss ss	2	1	0	0
Gallego 2b	1	0	0	0
<b>Totals</b>	<b>28</b>	<b>4</b>	<b>4</b>	<b>4</b>

Toronto	ab	r	h	bi
Moseby cf	3	0	2	0
Wilson lf	5	1	1	1
McGriff 1b	5	0	1	1
Bell dh	5	0	0	0
Fernandez ss	5	2	2	0
Whitt c	2	0	0	0
Borders ph-c	1	0	1	1
Mulliniks ph	1	0	0	0
Gruber 3b	5	1	4	0
Lee 2b	4	1	1	0
Mazzilli ph	1	0	0	0
Felix rf	4	0	1	2
<b>Totals</b>	<b>41</b>	<b>5</b>	<b>13</b>	<b>5</b>

Toronto	ab	r	h	bi
Moseby cf	4	1	2	1
Wilson lf	4	0	0	0
McGriff 1b	4	0	0	0
Bell dh	4	1	2	1
Fernandez ss	4	1	2	0
Whitt c	4	0	0	0
Gruber 3b	3	0	1	1
Felix rf	4	0	1	0
Liriano 2b	3	0	1	0
<b>Totals</b>	<b>34</b>	<b>3</b>	<b>9</b>	<b>3</b>

Oakland	101	000	200	4	4	0
Toronto	000	000	012	3	9	0

Oakland	003	020	100	6	11	1
Toronto	000	101	120	5	13	0

**E** – R. Henderson. **DP** – Toronto 2. **LOB** – Oakland 6, Toronto 12. **2B** – Weiss, Felix, D. Henderson, Fernandez. **HR** – R. Henderson 2, Canseco. **SB** – Moseby, Gruber, Weiss, Fernandez. **S** – Weiss.

**DP** – Oakland 1. **LOB** – Oakland 3, Toronto 5. **2B** – Gruber. **3B** – R. Henderson. **HR** – Moseby, Bell. **SB** – R. Henderson, Liriano, Fernandez 2. **S** – Gallego 2. **SF** – Gruber.

Oakland	ip	h	r	er	bb	so
Welch (W)	5.2	8	2	2	1	4
Honeycutt	1.2	3	3	3	2	1
Eckersley (Sv)	1.2	2	0	0	0	1
Toronto	ip	h	r	er	bb	so
Flanagan (L)	4.1	7	5	5	1	3
Ward	2.2	4	1	1	1	3
Cerutti	1.2	0	0	0	2	1
Acker	0.1	0	0	0	0	0

Oakland	ip	h	r	er	bb	so
Stewart (W)	8.0	8	2	2	0	3
Eckersley (Sv)	1.0	1	1	1	0	1
Toronto	ip	h	r	er	bb	so
Stieb (L)	6.0	4	4	4	4	4
Acker	2.0	0	0	0	0	2
Henke	1.0	0	0	0	0	1

Stieb pitched to three batters in the 7th. Stewart pitched to one batter in the 9th. **T** – 2:52. **A** – 50,024

**WP** – Honeycutt.  
**T** – 3:29. **A** – 50,076  
**Umpires** – Cousins, Palermo, Reed, Phillips, Morrison and Ford.

**Umpires** – Palermo, Reed, Phillips, Morrison, Ford and Cousins.

# 1989 WORLD SERIES

Oakland sweeps San Francisco for the A's first World Championship in 15 years in a series halted 12 days after an earthquake struck just prior to Game 3. The A's outscore the Giants 32-14 in the four game set, hitting nine home runs and batting .301. Dave Stewart earns series MVP honors with two wins and a 1.69 ERA, Mike Moore wins the other two games and Rickey Henderson hits .474.

Stewart tosses a five-hit shutout in Game 1 as the A's win 5-0 in Oakland. The A's score three times in the second and Dave Parker and Walt Weiss hit solo home runs in the third and fourth innings. Moore and the A's bullpen hold the Giants to one run in a 5-1 victory in Game 2. With the score tied 1-1 after three innings, the A's break the game open with a four-run fourth, highlighted by Terry Steinbach's three-run homer. The series moves to San Francisco for Game 3 and the A's outslug the Giants 13-7. Dave Henderson homers twice and Tony Phillips, Jose Canseco and Carney Lansford also homer as the A's tie a series record with five home runs. Moore picks up the win in the A's 9-6 win in Game 4 and also adds a two-run double. Rickey Henderson homers and collects three hits as the A's lead 8-0 entering the bottom of the sixth.

## FINAL STATISTICS

PLAYER	AVG	G	AB	R	H	TB	2B	3B	HR	RBI	SH	SF	HP	BB	IBB	SO	SB	CS	DP	E	SLG	OBP
Blankenship	.500	1	2	1	1	1	0	0	0	0	0	0	0	0	0	0	0	0	0	0	.500	.500
Canseco	.357	4	14	5	5	8	0	0	1	3	0	0	0	4	1	3	1	0	0	0	.571	.500
Gallego	.000	2	1	0	0	0	0	0	0	0	0	0	0	0	0	0	0	0	0	0	.000	.000
Henderson, D	.308	4	13	6	4	12	2	0	2	4	0	0	1	4	0	3	0	0	1	0	.923	.500
Henderson, R	.474	4	19	4	9	17	1	2	1	3	0	0	0	2	0	2	3	1	0	0	.895	.524
Javier	—	1	0	0	0	0	0	0	0	0	0	0	0	0	0	0	0	0	0	0	—	—
Lansford	.438	4	16	5	7	11	1	0	1	4	0	0	0	3	0	1	0	0	1	0	.688	.526
McGwire	.294	4	17	0	5	6	1	0	0	1	0	0	0	1	0	3	0	0	0	0	.353	.333
Moore	.333	2	3	1	1	2	1	0	0	2	0	0	0	0	0	1	0	0	0	0	.667	.333
Parker	.222	3	9	2	2	6	1	0	1	2	0	0	0	0	0	2	0	0	0	0	.667	.222
Phelps	.000	1	1	0	0	0	0	0	0	0	0	0	0	0	0	0	0	0	0	0	.000	.000
Phillips	.235	4	17	2	4	8	1	0	1	3	0	0	0	0	0	3	0	0	0	0	.471	.235
Steinbach	.250	4	16	3	4	9	0	1	1	7	0	0	0	2	0	1	0	0	0	0	.563	.333
Stewart	.000	2	3	0	0	0	0	0	0	0	0	0	0	0	0	1	0	0	0	1	.000	.000
Weiss	.133	4	15	3	2	5	0	0	1	1	0	0	0	2	2	2	0	0	0	0	.333	.235
<b>Totals</b>	<b>.301</b>	<b>4</b>	<b>146</b>	<b>32</b>	<b>44</b>	<b>85</b>	<b>8</b>	<b>3</b>	<b>9</b>	<b>30</b>	<b>0</b>	<b>0</b>	<b>1</b>	<b>18</b>	<b>3</b>	<b>22</b>	<b>4</b>	<b>1</b>	<b>2</b>	<b>1</b>	<b>.582</b>	<b>.382</b>

PITCHER	W	L	ERA	G	GS	CG	GF	SHO	SV	IP	H	R	ER	HR	HB	BB	IBB	SO	WP	BK	AVG
Burns	0	0	0.00	2	0	0	1	0	0	1.2	1	0	0	0	0	1	0	0	0	0	.167
Eckersley	0	0	0.00	2	0	0	2	0	1	1.2	0	0	0	0	0	0	0	0	0	0	.000
Honeycutt	0	0	6.75	3	0	0	0	0	0	2.2	4	2	2	0	0	0	0	2	0	0	.364
Moore	2	0	2.08	2	2	0	0	0	0	13.0	9	3	3	1	0	3	0	10	2	0	.196
Nelson	0	0	54.00	2	0	0	0	0	0	1.0	4	6	6	2	0	2	0	1	0	0	.571
Stewart	2	0	1.69	2	2	1	0	1	0	16.0	10	3	3	1	0	2	0	14	0	0	.169
<b>Totals</b>	<b>4</b>	<b>0</b>	<b>3.50</b>	<b>4</b>	<b>4</b>	<b>1</b>	<b>3</b>	<b>1</b>	<b>1</b>	<b>36.0</b>	<b>28</b>	<b>14</b>	<b>14</b>	<b>4</b>	<b>0</b>	<b>8</b>	<b>0</b>	<b>27</b>	<b>2</b>	<b>0</b>	<b>.209</b>

**Game 1 — October 14**  
Oakland 5, San Francisco 0

**Game 2 — October 15**  
Oakland 5, San Francisco 1

**Game 3 — October 27**  
Oakland 13, San Francisco 7

San Francisco	ab	r	h	bi
Butler cf	4	0	0	0
Thompson 2b	4	0	0	0
Clark 1b	4	0	2	0
Mitchell lf	4	0	2	0
Williams 3b-ss	4	0	0	0
Riles dh	4	0	0	0
Maldonado rf	4	0	0	0
Kennedy c	3	0	0	0
Uribe ss	2	0	1	0
Oberkfell ph	0	0	0	0
<b>Totals</b>	<b>33</b>	<b>0</b>	<b>5</b>	<b>0</b>

Oakland	ab	r	h	bi
R. Henderson lf	5	0	2	1
Lansford 3b	5	0	1	0
Gallego 2b	0	0	0	0
Canseco rf	3	0	0	0
Parker dh	4	1	1	1
D. Henderson cf	3	1	0	0
McGwire 1b	4	0	3	0
Steinbach c	4	1	1	0
Phillips 2b-3b	4	1	2	1
Weiss ss	4	1	1	1
<b>Totals</b>	<b>36</b>	<b>5</b>	<b>11</b>	<b>4</b>

San Francisco	000	000	000	0	5	1
Oakland	031	100	00x	5	11	1

**E** – Stewart, Kennedy. **LOB** – San Francisco 7, Oakland 9. **2B** – Clark. **HR** – Parker, Weiss.

San Francisco	ip	h	r	er	bb	so
Garrelts (L)	4.0	7	5	4	1	5
Hammaker	1.2	3	0	0	0	2
Brantley	1.1	1	0	0	1	0
LaCoss	1.0	0	0	0	0	1
<b>Oakland</b>	<b>ip</b>	<b>h</b>	<b>r</b>	<b>er</b>	<b>bb</b>	<b>so</b>
Stewart (W)	9.0	5	0	0	1	6

**PB** – Steinbach.  
**T** – 2:45. **A** – 49,385  
**Umpires** – Garcia, Runge, Voltaggio, Rennert, Clark and Gregg.

San Francisco	ab	r	h	bi
Butler cf	2	0	1	0
Thompson 2b	3	0	0	1
Clark 1b	4	0	0	0
Mitchell lf	4	0	1	0
Williams 3b-ss	4	0	0	0
Riles dh	3	0	0	0
Maldonado rf	3	0	0	0
Kennedy c	3	0	1	0
Uribe ss	2	1	0	0
Oberkfell ph-3b	1	0	1	0
<b>Totals</b>	<b>29</b>	<b>1</b>	<b>4</b>	<b>1</b>

Oakland	ab	r	h	bi
R. Henderson lf	3	1	3	0
Lansford 3b	3	0	1	1
Canseco rf	2	1	0	0
Parker dh	4	1	1	1
D. Henderson cf	3	1	0	0
McGwire 1b	4	0	1	0
Steinbach c	4	1	1	3
Phillips 2b	3	0	0	0
Weiss ss	3	0	0	0
<b>Totals</b>	<b>29</b>	<b>5</b>	<b>7</b>	<b>5</b>

San Francisco	001	000	000	1	4	0
Oakland	100	400	00x	5	7	0

**DP** – San Francisco 2, Oakland 1.  
**LOB** – San Francisco 4, Oakland 5. **2B** – Lansford, Parker, McGwire. **3B** – R. Henderson. **HR** – Steinbach. **SB** – R. Henderson, Butler 2. **CS** – R. Henderson. **SF** – Thompson.

San Francisco	ip	h	r	er	bb	so
Reuschel (L)	4.0	5	5	5	4	2
Downs	2.0	1	0	0	0	2
Lefferts	1.0	1	0	0	1	1
Bedrosian	1.0	0	0	0	0	2
<b>Oakland</b>	<b>ip</b>	<b>h</b>	<b>r</b>	<b>er</b>	<b>bb</b>	<b>so</b>
Moore (W)	7.0	4	1	1	2	7
Honeycutt	1.1	0	0	0	0	1
Eckersley	0.2	0	0	0	0	0

Reuschel pitched to two batters in the 5th. Moore pitched to one batter in the 8th.  
**WP** – Moore 2. **T** – 2:47. **A** – 49,388  
**Umpires** – Runge, Voltaggio, Rennert, Clark, Gregg and Garcia.

Oakland	ab	r	h	bi
R. Henderson lf	5	1	1	0
Nelson p	0	0	0	0
Burns p	0	0	0	0
Lansford 3b	4	4	3	2
Honeycutt p	0	0	0	0
Gallego ph	1	0	0	0
Canseco rf	5	3	3	3
Javier rf	0	0	0	0
McGwire 1b	4	0	0	1
D. Henderson cf	4	2	3	4
Steinbach c	4	0	1	1
Phillips 2b-3b-lf	5	1	1	1
Weiss ss	5	1	1	0
Stewart p	3	0	0	0
Blankenship ph-2b	2	1	1	0
<b>Totals</b>	<b>42</b>	<b>13</b>	<b>14</b>	<b>12</b>

San Francisco	ab	r	h	bi
Butler cf	3	0	0	0
Nixon ph-cf	2	1	1	0
Thompson 2b	3	0	0	0
Litton ph-2b	2	0	2	1
Clark 1b	4	1	1	0
Mitchell lf	5	1	1	0
Oberkfell 3b	2	1	1	0
Williams ss	4	1	1	1
Kennedy c	3	0	1	2
Manwaring c	1	1	1	0
Sheridan rf	2	0	0	0
Brantley p	0	0	0	0
Riles ph	1	0	0	0
Hammaker p	0	0	0	0
Lefferts p	0	0	0	0
Bathe ph	1	1	1	3
Garrelts p	1	0	0	0
Downs p	0	0	0	0
Maldonado rf	3	0	0	0
<b>Totals</b>	<b>37</b>	<b>7</b>	<b>10</b>	<b>7</b>

Oakland	200	241	040	13	14	0
San Francisco	010	200	004	7	10	3

**E** – Oberkfell, Mitchell, Lefferts. **DP** – San Francisco 1. **LOB** – Oakland 7, San Francisco 6. **2B** – D. Henderson, R. Henderson, Manwaring Litton. **HR** – Williams, D. Henderson 2, Phillips, Canseco, Lansford, Bathe. **SB** – R. Henderson 2.

Oakland	ip	h	r	er	bb	so
Stewart (W)	7.0	5	3	3	1	8
Honeycutt	1.0	1	0	0	0	1
Nelson	0.2	3	4	4	1	1
Burns	0.1	1	0	0	1	0
<b>San Francisco</b>	<b>ip</b>	<b>h</b>	<b>r</b>	<b>er</b>	<b>bb</b>	<b>so</b>
Garrelts (L)	3.1	6	4	4	0	3
Downs	1.0	2	4	4	2	1
Brantley	2.2	1	1	1	2	1
Hammaker	0.2	5	4	4	0	0
Lefferts	1.1	0	0	0	0	0

**HBP** – by Hammaker (D. Henderson).  
**Balk** – Brantley.  
**T** – 3:03. **A** – 62,038  
**Umpires** – Voltaggio, Rennert, Clark, Gregg, Garcia and Runge.

HISTORY

**Game 4 — October 28**  
**Oakland 9, San Francisco 6**

<b>Oakland</b>	<b>ab</b>	<b>r</b>	<b>h</b>	<b>bi</b>
R. Henderson lf	6	2	3	2
Lansford 3b	4	1	2	1
Canseco rf	4	1	2	0
McGwire 1b	5	0	1	0
D. Henderson cf	3	2	1	0
Steinbach c	4	1	1	3
Phillips 2b	5	0	1	1
Weiss ss	3	1	0	0
Moore p	3	1	1	2
Phelps ph	1	0	0	0
Nelson p	0	0	0	0
Honeycutt p	0	0	0	0
Burns p	0	0	0	0
Parker ph	1	0	0	0
Eckersley p	0	0	0	0
<b>Totals</b>	<b>39</b>	<b>9</b>	<b>12</b>	<b>9</b>

<b>San Francisco</b>	<b>ab</b>	<b>r</b>	<b>h</b>	<b>bi</b>
Butler cf	5	1	3	1
Oberkfell 3b	3	0	0	0
Thompson ph-2b	1	0	1	1
Bedrosian p	0	0	0	0
Clark 1b	4	1	1	0
Mitchell lf	4	1	1	2
Williams ss-3b	4	0	1	0
Kennedy c	3	1	0	0
Litton 2b-3b-2b	4	1	1	2
Nixon rf	3	0	0	0
Robinson p	0	0	0	0
LaCoss p	1	0	0	0
Bathe ph	1	0	0	0
Brantley p	0	0	0	0
Downs p	0	0	0	0
Maldonado ph	1	1	1	0
Lefferts p	0	0	0	0
Uribe ss	1	0	0	0
<b>Totals</b>	<b>35</b>	<b>6</b>	<b>9</b>	<b>6</b>

Oakland	130	031	010	9	12	0
San Francisco	000	002	400	6	9	0

**LOB** – Oakland 10, San Francisco 4. **2B** – D. Henderson, Moore, Phillips, Butler.  
**3B** – Steinbach, R. Henderson, Maldonado. **HR** – R. Henderson, Mitchell, Litton. **SB** – Canseco. **CS** – Butler.

<b>Oakland</b>	<b>ip</b>	<b>h</b>	<b>r</b>	<b>er</b>	<b>bb</b>	<b>so</b>
Moore (W)	6.0	5	2	2	1	3
Nelson	0.1	1	2	2	1	0
Honeycutt	0.1	3	2	2	0	0
Burns	1.1	0	0	0	0	0
Eckersley (Sv)	1.0	0	0	0	0	0
<b>San Francisco</b>	<b>ip</b>	<b>h</b>	<b>r</b>	<b>er</b>	<b>bb</b>	<b>so</b>
Robinson (L)	1.2	4	4	4	1	0
LaCoss	3.1	4	3	3	3	1
Brantley	0.1	3	1	1	0	0
Downs	1.2	0	0	0	0	1
Lefferts	0.1	1	1	1	1	0
Bedrosian	1.2	0	0	0	2	0

**HBP** – by Hammaker (D. Henderson).  
**Balk** – Brantley.  
**T** – 3:07. **A** – 62,032  
**Umpires** – Rennett, Clark, Gregg, Garcia, Runge and Voltaggio.

# 1990 ALCS

The A's sweep Boston in the American League Championship Series for the second time in the last three years and become the first team since the 1976-78 New York Yankees to win three straight pennants. The A's pitching staff held the Red Sox to four runs, one in each game, while the offense hit .299 with no home runs. Dave Stewart picked up two wins and posted a 1.13 ERA to earn ALCS MVP honors and Terry Steinbach (.455), Carney Lansford (.438) and Mike Gallego (.400) all hit .400.

Dave Stewart and Roger Clemens engaged in a pitchers duel in Game 1 and when Clemens left after six innings, the A's trailed 1-0. The A's then scored nine runs off the Sox bullpen, including seven in the ninth, to win 9-1. Rickey Henderson had three RBI, Lansford and Steinbach had three hits each and Stewart allows one run in eight innings. Boston again took a 1-0 lead in Game 2, but the A's scored four unanswered runs this time, tying the game on a Harold Baines RBI single in the fourth and taking the lead on a Baines ground out in the seventh. The series moves to Oakland for Game 3 and starts in a familiar way as Boston scores a run in the second before the A's score twice in the fourth and sixth innings to win 4-1. The A's finally score first in Game 4, scoring three times in the second highlighted by a two-run double by Mike Gallego. Dave Stewart pitches eight scoreless innings before allowing a run in the ninth and Rick Honeycutt gets the final three outs for the save in the A's 3-1 win.

## FINAL STATISTICS

PLAYER	AVG	G	AB	R	H	TB	2B	3B	HR	RBI	SH	SF	HP	BB	IBB	SO	SB	CS	DP	E	SLG	OBP
Baines	.357	4	14	2	5	6	1	0	0	3	1	0	0	2	2	1	1	0	1	0	.429	.438
Blankenship	—	3	0	1	0	0	0	0	0	0	0	0	0	0	0	0	1	0	0	0	—	—
Canseco	.182	4	11	3	2	2	0	0	0	1	0	1	0	5	0	5	2	0	0	0	.182	.412
Gallego	.400	4	10	1	4	5	1	0	0	2	0	0	1	1	0	1	0	1	0	0	.500	.500
Hassey	.333	2	3	0	1	1	0	0	0	0	0	0	1	2	0	0	0	0	1	0	.333	.667
Henderson, D	.167	2	6	0	1	1	0	0	0	1	0	1	1	0	0	2	1	0	1	0	.167	.250
Henderson, R	.294	4	17	1	5	5	0	0	0	3	0	1	0	1	0	2	2	1	0	0	.294	.316
Jennings	.000	1	1	0	0	0	0	0	0	0	0	0	0	0	0	0	0	0	0	0	.000	.000
Lansford	.438	4	16	2	7	8	1	0	0	2	2	0	0	0	0	1	0	0	0	0	.500	.438
McGee	.222	3	9	3	2	3	1	0	0	0	1	0	0	1	0	2	2	0	0	0	.333	.300
McGwire	.154	4	13	2	2	2	0	0	0	2	0	0	1	3	0	3	0	0	0	0	.154	.353
Quirk	1.000	1	1	0	1	1	0	0	0	0	0	0	0	0	0	0	0	0	0	0	1.000	1.000
Randolph	.375	4	8	1	3	3	0	0	0	3	0	0	0	1	0	0	0	0	1	0	.375	.444
Steinbach	.455	3	11	2	5	5	0	0	0	1	0	0	0	1	0	2	0	1	1	0	.455	.500
Weiss	.000	2	7	2	0	0	0	0	0	0	0	0	0	2	0	2	0	0	0	1	.000	.222
<b>Totals</b>	<b>.299</b>	<b>4</b>	<b>127</b>	<b>20</b>	<b>38</b>	<b>42</b>	<b>4</b>	<b>0</b>	<b>0</b>	<b>18</b>	<b>4</b>	<b>3</b>	<b>4</b>	<b>19</b>	<b>2</b>	<b>21</b>	<b>9</b>	<b>3</b>	<b>5</b>	<b>1</b>	<b>.331</b>	<b>.399</b>

PITCHER	W	L	ERA	G	GS	CG	GF	SHO	SV	IP	H	R	ER	HR	HB	BB	IBB	SO	WP	BK	AVG
Eckersley	0	0	0.00	3	0	0	3	0	2	3.1	2	0	0	0	0	0	0	3	0	0	.167
Honeycutt	0	0	0.00	3	0	0	1	0	1	1.2	0	0	0	0	0	0	0	0	0	0	.000
Moore	1	0	1.50	1	1	0	0	0	0	6.0	4	1	1	0	0	1	0	5	0	0	.190
Nelson	0	0	0.00	1	0	0	0	0	0	1.2	3	0	0	0	0	0	0	0	0	0	.375
Stewart	2	0	1.13	2	2	0	0	0	0	16.0	8	2	2	1	0	2	0	4	0	0	.148
Welch	1	0	1.23	1	1	0	0	0	0	7.1	6	1	1	0	0	3	0	4	0	0	.222
<b>Totals</b>	<b>4</b>	<b>0</b>	<b>1.00</b>	<b>4</b>	<b>4</b>	<b>0</b>	<b>4</b>	<b>0</b>	<b>3</b>	<b>36.0</b>	<b>23</b>	<b>4</b>	<b>4</b>	<b>1</b>	<b>0</b>	<b>6</b>	<b>0</b>	<b>16</b>	<b>0</b>	<b>0</b>	<b>.183</b>

**Game 1 — October 6**  
**Oakland 9, Boston 1**

**Game 2 — October 7**  
**Oakland 4, Boston 1**

**Game 3 — October 9**  
**Oakland 4, Boston 1**

Oakland	ab	r	h	bi
R. Henderson lf	5	1	2	3
McGee cf	4	1	0	0
Canseco rf	2	1	1	1
Baines dh	3	0	1	0
Blankenship pr	0	1	0	0
Lansford 3b	5	1	3	2
Steinbach c	5	1	3	1
McGwire 1b	3	1	0	0
Weiss ss	3	2	0	0
Gallego 2b	1	0	1	0
Quirk ph	1	0	1	0
Randolph pr-2b	2	0	1	1
<b>Totals</b>	<b>34</b>	<b>9</b>	<b>13</b>	<b>8</b>

Boston	ab	r	h	bi
Reed 2b-ss	3	0	0	0
Quintana 1b	4	0	0	0
Boggs 3b	4	1	1	1
Burks cf	4	0	1	0
Greenwell lf	4	0	0	0
Evans dh	2	0	0	0
Brunansky rf	3	0	1	0
Pena c	3	0	0	0
Rivera ss	2	0	1	0
Marshall ph	1	0	1	0
Kutcher pr	0	0	0	0
Barrett 2b	0	0	0	0
<b>Totals</b>	<b>30</b>	<b>1</b>	<b>5</b>	<b>1</b>

Oakland	000	000	117	9	13	0
Boston	000	100	000	1	5	1

E – Gray. **DP** – Oakland 1, Boston 1. **LOB** – Oakland 11, Boston 4. **2B** – Lansford, Burks. **HR** – Boggs. **SB** – Canseco, R. Henderson, McGee. **SH** – Reed, Baines, McGee. **SF** – R. Henderson, Canseco.

Oakland	ip	h	r	er	bb	so
Stewart (W)	8.0	4	1	1	1	3
Eckersley	1.0	1	0	0	0	0
<b>Boston</b>	<b>ip</b>	<b>h</b>	<b>r</b>	<b>er</b>	<b>bb</b>	<b>so</b>
Clemens	6.0	4	0	0	4	4
Andersen (L)	1.0	2	2	2	1	0
Bolton	0.1	0	0	0	0	0
Gray	0.2	3	2	1	1	0
Lamp	0.1	2	4	4	2	0
Murphy	0.2	2	1	1	1	0

Andersen pitched to one batter in eighth. Gray pitched to two batters in ninth. **WP** – Clemens. **PB** – Pena. **T** – 3:26. **A** – 35,192  
**Umpires** – Garcia, Hirschbeck, Evans, Cooney, Voltaggio and McCoy.

Oakland	ab	r	h	bi
R. Henderson lf	5	0	1	0
McGee cf	5	2	2	0
Canseco rf	3	1	1	0
Baines dh	5	0	2	3
Blankenship pr	0	0	0	0
McGwire 1b	5	0	2	1
Lansford 3b	5	0	3	0
Hassey c	3	0	1	0
Weiss ss	4	0	0	0
Randolph 2b	0	0	0	0
Gallego 2b-ss	3	1	1	0
<b>Totals</b>	<b>38</b>	<b>4</b>	<b>13</b>	<b>4</b>

Boston	ab	r	h	bi
Reed 2b-ss	4	0	1	0
Quintana 1b	3	0	0	1
Boggs 3b	4	0	2	0
Burks cf	3	0	1	0
Greenwell lf	3	0	0	0
Evans dh	4	0	1	0
Brunansky rf	3	0	0	0
Pena c	4	0	0	0
Rivera ss	2	1	1	0
Marshall ph	1	0	0	0
Barrett 2b	0	0	0	0
Heep ph	1	0	0	0
<b>Totals</b>	<b>32</b>	<b>1</b>	<b>6</b>	<b>1</b>

Oakland	000	100	102	4	13	1
Boston	001	000	000	1	6	0

E – Weiss. **DP** – Oakland 1, Boston 2. **LOB** – Oakland 12, Boston 8. **2B** – Evans, Rivera, McGee, Baines. **SB** – Burks, McGee. **SF** – Quintana.

Oakland	ip	h	r	er	bb	so
Welch (W)	7.1	6	1	1	3	4
Honeycutt	0.1	0	0	0	0	0
Eckersley (S)	1.1	0	0	0	0	2
<b>Boston</b>	<b>ip</b>	<b>h</b>	<b>r</b>	<b>er</b>	<b>bb</b>	<b>so</b>
Kiecker	5.2	6	1	1	1	2
Harris (L)	0.1	3	1	1	0	0
Andersen	1.0	1	0	0	1	1
Reardon	2.0	3	2	2	1	0

Harris pitched to two batters in seventh. Andersen pitched to one batter in eighth. **HBP** – by Kiecker (Gallego), by Reardon (Hassey).  
**T** – 3:42. **A** – 35,070  
**Umpires** – Hirschbeck, Evans, Cooney, Voltaggio, McCoy and Garcia.

Boston	ab	r	h	bi
Reed 2b-ss	4	0	0	0
Quintana 1b	4	0	0	0
Boggs 3b	4	0	2	0
Burks cf	4	0	1	0
Greenwell lf	3	1	0	0
Evans dh	4	0	2	0
Brunansky rf	3	0	0	1
Pena c	4	0	3	0
Kutcher pr	0	0	0	0
Rivera ss	2	0	0	0
Marshall ph	1	0	0	0
Barrett 2b	0	0	0	0
Heep ph	1	0	0	0
<b>Totals</b>	<b>34</b>	<b>1</b>	<b>8</b>	<b>1</b>

Oakland	ab	r	h	bi
R. Henderson lf	4	0	1	0
Lansford 3b	3	0	0	0
Canseco rf	3	1	0	0
Baines dh	3	2	1	0
McGwire 1b	3	0	0	0
D. Henderson cf	2	0	1	1
Steinbach c	3	1	0	0
Randolph 2b	4	0	2	2
Gallego ss	3	0	1	0
<b>Totals</b>	<b>28</b>	<b>4</b>	<b>6</b>	<b>3</b>

Boston	010	000	000	1	8	3
Oakland	000	202	00x	4	6	0

E – Boddicker, Rivera, Pena. **DP** – Boston 1. **LOB** – Boston 8, Oakland 7. **2B** – Boggs. **SB** – Canseco, Baines, D. Henderson. **SH** – Lansford. **SF** – Brunansky, D. Henderson.

Boston	ip	h	r	er	bb	so
Boddicker (L)	8.0	6	4	2	3	7
<b>Oakland</b>	<b>ip</b>	<b>h</b>	<b>r</b>	<b>er</b>	<b>bb</b>	<b>so</b>
Moore (W)	6.0	4	1	1	1	5
Nelson	1.2	3	0	0	0	0
Honeycutt	0.1	0	0	0	0	0
Eckersley (S)	1.0	1	0	0	0	1

**HBP** – by Boddicker (McGwire, D. Henderson).  
**T** – 2:47. **A** – 49,026.  
**Umpires** – Evans, Cooney, Voltaggio, McCoy, Garcia and Hirschbeck.

**Game 4 — October 10**  
**Oakland 3, Boston 1**

<b>Boston</b>	<b>ab</b>	<b>r</b>	<b>h</b>	<b>bi</b>
Burks cf	4	1	1	0
Reed 2b	4	0	1	1
Boggs 3b	4	0	2	0
Greenwell lf	4	0	0	0
Pena c	3	0	0	0
Evans dh	3	0	0	0
Brunansky rf	3	0	0	0
Quintana 1b	2	0	0	0
Rivera ss	3	0	0	0
<b>Totals</b>	<b>30</b>	<b>1</b>	<b>4</b>	<b>1</b>

<b>Oakland</b>	<b>ab</b>	<b>r</b>	<b>h</b>	<b>bi</b>
R. Henderson lf	3	0	1	0
D. Henderson cf	4	0	0	0
Canseco rf	3	0	0	0
Jennings rf	1	0	0	0
Baines dh	3	0	1	0
McGee pr	0	0	0	0
Hassey ph	0	0	0	0
Blankenship pr	0	0	0	0
Lansford 3b	3	1	1	0
Steinbach c	3	0	2	0
McGwire 1b	2	1	0	1
Randolph 2b	2	1	0	0
Gallego ss	3	0	1	2
<b>Totals</b>	<b>27</b>	<b>3</b>	<b>6</b>	<b>3</b>

Boston	000	000	001	1	4	1
Oakland	030	000	00x	3	6	0

**E** – Greenwell. **DP** – Boston 2, Oakland 1. **LOB** – Boston 3, Oakland 5. **2B** – Gallego, Burks. **SB** – R. Henderson, Blankenship. **SH** – Lansford.

<b>Boston</b>	<b>ip</b>	<b>h</b>	<b>r</b>	<b>er</b>	<b>bb</b>	<b>so</b>
Clemens (L)	1.2	3	3	3	1	0
Bolton	2.2	2	0	0	2	3
Gray	2.2	1	0	0	0	2
Andersen	1.0	0	0	0	1	2
<b>Oakland</b>	<b>ip</b>	<b>h</b>	<b>r</b>	<b>er</b>	<b>bb</b>	<b>so</b>
Stewart (W)	8.0	4	1	1	1	1
Honeycutt (S)	1.0	0	0	0	0	0

Stewart pitched to two batters in ninth.

**T** – 3:02. **A** – 49,052.

**Umpires** – Cooney, Voltaggio, McCoy, Garcia, Hirschbeck and Evans.

# 1990 WORLD SERIES

The A's are swept by Cincinnati in the World Series, the fourth sweep in which the A's were involved in six post season series from 1988-90. The Reds outscore the A's 22-8 shutting out Oakland in Game 1 and holding the A's to one run in Game 4. The A's hit .207 as a team led by Rickey Henderson (.333). Dave Stewart posts a 2.77 ERA but loses twice.

Former Athletic Jose Rijo shuts out the A's in Game 1 at Cincinnati, 7-0. He combines with Rob Dibble and Randy Myers on a nine-hit shutout as the A's strand 11. Dave Stewart takes the loss, allowing four runs on three hits and four walks in four innings. The A's lose 5-4 in 10 innings in Game 2 as Dennis Eckersley allows three consecutive hits, including the game winning RBI single to Joe Oliver. Jose Canseco's solo home run highlights the A's three-run third which puts Oakland ahead 4-2 but the Reds score one in the fourth and one in the eighth to tie game. The series moves to Oakland for Game 3 but the Reds win 8-2, scoring seven times in the third inning. Mike Moore allows six runs in 2 2/3 innings for the loss and Scott Sanderson allows two more. Harold Baines hits a two-run home run and Rickey Henderson a solo shot for the A's scoring. Dave Stewart tosses a complete game in Game 4, but the A's lose 2-1 as Jose Rijo and Randy Myers combine on a two-hitter. Carney Lansford has a RBI single in the first. Stewart shuts out the Reds over the first seven innings before Cincinnati scores two in the eighth on a fielders choice and a Hal Morris sacrifice fly.

## FINAL STATISTICS

PLAYER	AVG	G	AB	R	H	TB	2B	3B	HR	RBI	SH	SF	HP	BB	IBB	SO	SB	CS	DP	E	SLG	OBP
Baines	.143	3	7	1	1	4	0	0	1	2	0	0	0	1	1	2	0	0	0	0	.571	.250
Blankenship	.000	1	1	0	0	0	0	0	0	0	0	0	0	0	0	1	0	0	0	0	.000	.000
Bordick	—	3	0	0	0	0	0	0	0	0	0	0	0	0	0	0	0	0	0	0	—	—
Canseco	.083	4	12	1	1	4	0	0	1	2	0	0	0	2	0	3	0	0	1	0	.333	.214
Gallego	.091	4	11	0	1	1	0	0	0	1	0	0	0	1	0	3	1	0	0	1	.091	.167
Hassey	.333	3	6	0	2	2	0	0	1	0	1	0	0	0	0	0	0	0	0	0	.333	.286
Henderson, D.	.231	4	13	2	3	4	1	0	0	0	0	0	0	1	0	3	0	0	0	0	.308	.286
Henderson, R.	.333	4	15	2	5	10	2	0	1	1	0	0	0	3	0	4	3	0	0	0	.667	.444
Jennings	1.000	1	1	0	1	1	0	0	0	0	0	0	0	0	0	0	0	0	0	0	1.000	1.000
Lansford	.267	4	15	0	4	4	0	0	1	1	0	0	0	1	0	0	1	0	0	0	.267	.313
McGee	.200	4	10	1	2	3	1	0	0	0	0	0	0	0	0	2	1	0	1	0	.300	.200
McGwire	.214	4	14	1	3	3	0	0	0	0	0	0	0	2	0	4	0	0	0	2	.214	.313
Quirk	.000	1	3	0	0	0	0	0	0	0	0	0	0	0	0	2	0	0	0	0	.000	.000
Randolph	.267	4	15	0	4	4	0	0	0	0	0	0	0	1	0	0	1	0	0	0	.267	.313
Steinbach	.125	3	8	0	1	1	0	0	0	0	0	0	0	0	0	1	0	0	0	0	.125	.125
Stewart	.000	2	1	0	0	0	0	0	0	0	0	0	0	0	0	1	0	0	0	0	.000	.000
Welch	.000	1	3	0	0	0	0	0	0	0	1	0	0	0	0	2	0	0	0	0	.000	.000
<b>Totals</b>	<b>.207</b>	<b>4</b>	<b>135</b>	<b>8</b>	<b>28</b>	<b>41</b>	<b>4</b>	<b>0</b>	<b>3</b>	<b>8</b>	<b>2</b>	<b>1</b>	<b>0</b>	<b>12</b>	<b>1</b>	<b>28</b>	<b>7</b>	<b>0</b>	<b>2</b>	<b>5</b>	<b>.304</b>	<b>.270</b>

PITCHER	W	L	ERA	G	GS	CG	GF	SHO	SV	IP	H	R	ER	HR	HB	BB	IBB	SO	WP	BK	AVG
Burns	0	0	16.20	2	0	0	0	0	0	1.2	5	3	3	0	0	2	0	0	1	0	.500
Eckersley	0	1	6.75	2	0	0	2	0	0	1.1	3	1	1	0	0	0	0	0	1	0	.429
Honeycutt	0	0	0.00	1	0	0	0	0	0	1.2	2	0	0	0	0	1	1	0	0	0	.286
Klink	0	0	—	1	0	0	0	0	0	0.0	0	0	0	0	0	1	0	0	0	0	—
Moore	0	1	6.75	1	1	0	0	0	0	2.2	8	6	2	2	0	0	0	1	0	0	.500
Nelson	0	0	0.00	2	0	0	0	0	0	5.0	3	0	0	0	0	2	0	0	0	0	.188
Sanderson	0	0	10.80	2	0	0	0	0	0	1.2	4	2	2	0	0	1	0	0	1	0	.500
Stewart	0	2	3.46	2	2	1	0	0	0	13.0	10	6	5	1	1	6	0	5	0	0	.222
Welch	0	0	4.91	1	1	0	0	0	0	7.1	9	4	4	0	0	2	0	2	0	0	.310
Young	0	0	0.00	1	0	0	1	0	0	1.0	1	0	0	0	0	0	0	0	0	0	.250
<b>Totals</b>	<b>0</b>	<b>4</b>	<b>3.57</b>	<b>4</b>	<b>4</b>	<b>1</b>	<b>3</b>	<b>0</b>	<b>0</b>	<b>35.1</b>	<b>45</b>	<b>22</b>	<b>14</b>	<b>3</b>	<b>1</b>	<b>15</b>	<b>1</b>	<b>9</b>	<b>2</b>	<b>0</b>	<b>.317</b>



**Game 1 — October 16**  
Cincinnati 7, Oakland 0

**Game 2 — October 17**  
Cincinnati 5, Oakland 4

**Game 3 — October 19**  
Cincinnati 8, Oakland 3

Oakland	ab	r	h	bi
R. Henderson lf	5	0	3	0
McGee cf	5	0	1	0
Canseco rf	2	0	0	0
McGwire 1b	3	0	0	0
Lansford 3b	4	0	2	0
Steinbach c	4	0	1	0
Randolph 2b	4	0	1	0
Gallego ss	4	0	0	0
Stewart p	1	0	0	0
Jennings ph	1	0	1	0
Burns p	0	0	0	0
Nelson p	0	0	0	0
Hassey ph	1	0	0	0
Sanderson p	0	0	0	0
Eckersley p	0	0	0	0
D. Henderson ph	1	0	0	0
<b>Totals</b>	<b>35</b>	<b>0</b>	<b>9</b>	<b>0</b>

Cincinnati	ab	r	h	bi
Larkin ss	4	1	0	0
Hatcher cf	3	3	3	1
O'Neill rf	2	1	0	1
Davis lf	4	2	2	3
Morris 1b	4	0	1	0
Sabo 3b	3	0	1	2
Oliver c	4	0	1	0
Duncan 2b	3	0	1	0
Rijo p	3	0	1	0
Dibble p	0	0	0	0
Benzyger ph	1	0	0	0
Myers p	0	0	0	0
<b>Totals</b>	<b>31</b>	<b>7</b>	<b>10</b>	<b>7</b>

Oakland	000	000	000	0	9	1
Cincinnati	202	030	00x	7	10	0

E — Gallego. **DP** — Oakland 2, Cincinnati 1. **LOB** — Oakland 11, Cincinnati 6. **2B** — R. Henderson 2, Hatcher 2. **HR** — Davis. **SB** — McGee, Lansford.

Oakland	ip	h	r	er	bb	so
Stewart (L)	4.0	3	4	3	4	3
Burns	0.2	4	3	3	1	0
Nelson	1.1	2	0	0	1	0
Sanderson	1.0	1	0	0	0	0
Eckersley	1.0	0	0	0	0	1
<b>Cincinnati</b>	<b>ip</b>	<b>h</b>	<b>r</b>	<b>er</b>	<b>bb</b>	<b>so</b>
Rijo (W)	7.0	7	0	0	2	5
Dibble	1.0	1	0	0	1	0
Myers	1.0	1	0	0	0	2

**WP** — Dibble.  
**T** — 2:38. **A** — 55,830  
**Umpires** — Pulli, Roe, Quick, Hendry, Marsh and Barnett.

Oakland	ab	r	h	bi
R. Henderson lf	4	1	1	0
Lansford 3b	4	0	1	0
Canseco rf	5	1	1	2
McGwire 1b	4	1	2	0
D. Henderson cf	4	1	2	0
Steinbach c	0	0	0	0
Randolph 2b	4	0	0	0
Hassey c	4	0	2	1
Bordick pr-ss	0	0	0	0
Gallego ss	4	0	1	1
Baines ph	1	0	0	0
Eckersley p	0	0	0	0
Welch p	3	0	0	0
Honeycutt p	0	0	0	0
McGee cf	0	0	0	0
<b>Totals</b>	<b>37</b>	<b>4</b>	<b>10</b>	<b>4</b>

Cincinnati	ab	r	h	bi
Larkin ss	5	1	3	0
Hatcher cf	4	2	4	1
O'Neill rf	4	0	0	0
Davis lf	5	0	0	1
Morris 1b	3	0	0	0
Braggs ph	1	0	0	1
Dibble p	0	0	0	0
Bates ph	1	1	1	0
Sabo 3b	5	0	3	0
Oliver c	5	1	2	1
Duncan 2b	3	0	0	0
Jackson p	1	0	0	0
Scudder p	0	0	0	0
Oester ph	1	0	1	1
Armstrong p	0	0	0	0
Winningham ph	1	0	0	0
Charlton p	0	0	0	0
Benzyger 1b	1	0	0	0
<b>Totals</b>	<b>40</b>	<b>5</b>	<b>14</b>	<b>5</b>

One out when winning run scored  
Oakland 103 000 000 0 410 2  
Cincinnati 200 100 010 1 514 2

E — Jackson, Oliver, Hassey, McGwire.  
**DP** — Cincinnati 1. **LOB** — Oakland 10, Cincinnati 10. **2B** — Larkin, Hatcher 2, Oliver. **3B** — Hatcher. **HR** — Canseco. **SB** — R. Henderson. **SH** — Lansford, Welch. **SF** — Hassey.

Oakland	ip	h	r	er	bb	so
Welch	7.1	9	4	4	2	2
Honeycutt	1.2	2	0	0	1	0
Eckersley (L)	0.1	3	1	1	0	0
<b>Cincinnati</b>	<b>ip</b>	<b>h</b>	<b>r</b>	<b>er</b>	<b>bb</b>	<b>so</b>
Jackson	2.2	6	4	3	2	0
Scudder	1.1	0	0	0	2	2
Armstrong	3.0	1	0	0	0	3
Charlton	1.0	1	0	0	0	0
Dibble (W)	2.0	2	0	0	0	2

**T** — 3:31. **A** — 55,832  
**Umpires** — Roe, Quick, Hendry, Marsh, Barnett and Pulli.

Cincinnati	ab	r	h	bi
Larkin ss	5	0	2	1
Hatcher cf	5	1	2	0
O'Neill rf	3	1	1	0
Davis lf	5	1	2	1
Morris dh	4	0	0	1
Sabo 3b	4	2	2	3
Benzyger 1b	5	1	2	0
Oliver c	5	1	2	1
Duncan 2b	4	1	1	1
<b>Totals</b>	<b>40</b>	<b>8</b>	<b>14</b>	<b>8</b>

Oakland	ab	r	h	bi
R. Henderson lf	3	1	1	1
Lansford 3b	3	0	0	0
Canseco rf	4	0	0	0
D. Henderson cf	4	1	1	0
Baines dh	4	1	1	2
McGwire 1b	4	0	1	0
Steinbach c	4	0	0	0
Randolph 2b	4	0	3	0
Gallego ss	2	0	0	0
McGee ph	1	0	0	0
Bordick ss	0	0	0	0
Blankenship ph	1	0	0	0
<b>Totals</b>	<b>34</b>	<b>3</b>	<b>7</b>	<b>3</b>

Cincinnati	017	000	000	8	14	1
Oakland	021	000	000	3	7	1

E — McGwire, Oliver. **DP** — Oakland 2. **LOB** — Cincinnati 9, Oakland 6. **2B** — D. Henderson, Oliver. **3B** — Larkin. **HR** — Sabo 2, Baines, R. Henderson. **SB** — Duncan, O'Neill, R. Henderson, Randolph.

Cincinnati	ip	h	r	er	bb	so
Browning (W)	6.0	6	3	3	2	2
Dibble	1.2	0	0	0	0	2
Myers	1.1	1	0	0	0	1
<b>Oakland</b>	<b>ip</b>	<b>h</b>	<b>r</b>	<b>er</b>	<b>bb</b>	<b>so</b>
Moore (L)	2.2	8	6	2	0	1
Sanderson	0.2	3	2	2	1	0
Klink	0.0	0	0	0	1	0
Nelson	3.2	1	0	0	1	0
Burns	1.0	1	0	0	1	0
Young	1.0	1	0	0	0	0

Klink pitched to one batter in fourth. Browning pitched to one batter in seventh.

**WP** — Sanderson, Burns.  
**T** — 3:01. **A** — 48,269.  
**Umpires** — Quick, Hendry, Marsh, Fromming, Pulli and Roe.

**Game 4 — October 20**  
**Cincinnati 2, Oakland 1**

<b>Cincinnati</b>	<b>ab</b>	<b>r</b>	<b>h</b>	<b>bi</b>
Larkin ss	3	1	1	0
Hatcher cf	0	0	0	0
Winningham cf	3	1	2	0
O'Neill rf	3	0	0	0
Davis lf	0	0	0	0
Braggs ph-lf	3	0	0	1
Morris dh	3	0	0	1
Sabo 3b	4	0	3	0
Benzinger 1b	4	0	0	0
Oliver c	4	0	1	0
Duncan 2b	4	0	0	0
<b>Totals</b>	<b>31</b>	<b>2</b>	<b>7</b>	<b>2</b>

<b>Oakland</b>	<b>ab</b>	<b>r</b>	<b>h</b>	<b>bi</b>
R. Henderson lf	3	0	0	0
McGee rf	4	1	1	0
D. Henderson cf	4	0	0	0
Baines dh	2	0	0	0
Canseco ph	1	0	0	0
Lansford 3b	4	0	1	1
Quirk c	3	0	0	0
McGwire 1b	3	0	0	0
Randolph 2b	3	0	0	0
Gallego ss	1	0	0	0
Hassey ph	1	0	0	0
Bordick ss	0	0	0	0
<b>Totals</b>	<b>29</b>	<b>1</b>	<b>2</b>	<b>1</b>

Cincinnati	000	000	020	2	7	1
Oakland	100	000	000	1	2	1

**E** – Oliver, Stewart. **DP** – Oakland 1.  
**LOB** – Cincinnati 7, Oakland 4. **2B** –  
 McGee, Oliver, Sabo. **SB** – Gallego, R.  
 Henderson. **SH** – O'Neill. **SF** – Morris.

<b>Cincinnati</b>	<b>ip</b>	<b>h</b>	<b>r</b>	<b>er</b>	<b>bb</b>	<b>so</b>
Rijo (W)	8.1	2	1	1	3	9
Myers (S)	0.2	0	0	0	0	0
<b>Oakland</b>	<b>ip</b>	<b>h</b>	<b>r</b>	<b>er</b>	<b>bb</b>	<b>so</b>
Stewart (L)	9.0	7	2	1	2	2

**HBP** – by Stewart (Hatcher).  
**T** – 2:48. **A** – 48,613.  
**Umpires** – Hendry, Marsh, Froemming,  
 Pulli, Roe and Quick.

# 1992 ALCS

The A's return to the ALCS for the fourth time in the last five years, but lose for the first time during that stretch as Toronto wins the series, 4-2. The A's hit .251 as a team led by Harold Baines (.440) and Jerry Browne (.400). Ruben Sierra leads Oakland with seven RBI. Dave Stewart has one of the A's two wins and posts a 2.70 ERA.

The A's open the series with a 4-3 win in Game 1 at Toronto as Harold Baines breaks a 3-3 tie with a ninth inning home run. Oakland scores three in the first on home runs by Mark McGwire and Terry Steinbach but Dave Stewart allows single runs in the fifth, sixth and eighth innings. Toronto comes back to win Game 2, 3-1 as David Cone shuts out the A's over the first eight innings before Baines has a RBI single in the ninth. Mike Moore allows three runs in seven innings for the loss. The Blue Jays win the first game in Oakland, 7-5 as Juan Guzman defeats Ron Darling. The A's collect 13 hits but strand 11 runners. Toronto then goes up 3-1 in the series with a 7-6, 11 inning win in Game 4. The A's score five times in the third and lead 6-1 entering the eighth. The Blue Jays score three times in the eighth and then tie the game on a two-run home run by Roberto Alomar off Dennis Eckersley in the ninth. A Pat Borders sacrifice fly off Kelly Downs in the 11th is the game winner. Dave Stewart keeps the A's alive with a complete game seven hitter as Oakland wins Game 5, 6-2. Jerry Browne provides the offense with four hits and two RBI and Ruben Sierra adds three RBI. The series returns to Toronto for Game 6 and the Blue Jays clinch the A.L. Pennant with a 9-2 win. Mike Moore takes the loss, allowing six runs on seven hits in 2 2/3 innings.

## FINAL STATISTICS

PLAYER	AVG	G	AB	R	H	TB	2B	3B	HR	RBI	SH	SF	HP	BB	IBB	SO	SB	CS	DP	E	SLG	OBP
Baines	.440	6	25	6	11	16	2	0	1	4	1	0	0	0	0	3	0	0	1	0	.640	.440
Blankenship	.231	5	13	2	3	3	0	0	0	0	0	0	3	0	4	1	0	0	2	.231	.375	
Bordick	.053	6	19	1	1	1	0	0	0	0	0	0	0	1	0	2	1	0	1	.053	.100	
Browne	.400	4	10	3	4	4	0	0	2	1	0	0	2	0	0	0	0	0	0	.400	.500	
Fox	.000	4	1	0	0	0	0	0	0	0	0	0	1	0	0	2	0	0	0	.000	.500	
Henderson	.261	6	23	5	6	6	0	0	0	1	0	0	4	0	4	2	0	0	0	.261	.370	
Lansford	.167	5	18	0	3	3	0	0	0	1	0	0	1	0	1	0	0	1	1	.167	.211	
McGwire	.150	6	20	1	3	6	0	0	1	3	1	0	1	5	2	4	0	0	0	.300	.346	
Quirk	.000	1	1	0	0	0	0	0	0	0	0	0	0	0	0	0	0	0	0	.000	.000	
Ready	.000	1	1	0	0	0	0	0	0	0	0	0	0	0	0	1	0	0	0	.000	.000	
Sierra	.333	6	24	4	8	15	2	1	1	7	0	2	2	0	1	1	2	1	0	.625	.357	
Steinbach	.292	6	24	1	7	10	0	0	1	5	0	0	2	0	7	0	0	1	0	.417	.346	
Weiss	.167	3	6	1	1	1	0	0	0	0	0	0	2	0	1	2	0	0	0	.167	.375	
Wilson	.227	6	22	0	5	6	1	0	0	0	0	0	1	0	5	7	0	0	0	.273	.261	
<b>Totals</b>	<b>.251</b>	<b>6</b>	<b>207</b>	<b>24</b>	<b>52</b>	<b>71</b>	<b>5</b>	<b>1</b>	<b>4</b>	<b>23</b>	<b>3</b>	<b>2</b>	<b>1</b>	<b>24</b>	<b>2</b>	<b>33</b>	<b>16</b>	<b>2</b>	<b>5</b>	<b>.343</b>	<b>.329</b>	

PITCHER	W	L	ERA	G	GS	CG	GF	SHO	SV	IP	H	R	ER	HR	HB	BB	IBB	SO	WP	BK	AVG
Corsi	0	0	0.00	3	0	0	0	0	0	2.0	2	0	0	0	0	3	0	0	0	0	.286
Darling	0	1	3.00	1	1	0	0	0	0	6.0	4	3	2	2	0	2	0	3	2	0	.200
Downs	0	1	3.86	2	0	0	1	0	0	2.1	3	3	1	0	0	1	0	0	0	0	.300
Eckersley	0	0	6.00	3	0	0	2	0	1	3.0	8	2	2	1	0	0	0	2	0	0	.471
Honeycutt	0	0	0.00	2	0	0	0	0	0	2.0	0	0	0	0	0	0	0	1	0	0	.000
Moore	0	2	7.45	2	2	0	0	0	0	9.2	11	9	8	3	0	5	1	7	0	0	.282
Parrett	0	0	11.57	3	0	0	1	0	0	2.1	6	3	3	0	0	0	0	1	0	0	.600
Russell	1	0	9.00	3	0	0	0	0	0	2.0	2	2	2	0	0	4	0	0	1	0	.222
Stewart	1	0	2.70	2	2	1	0	0	0	16.2	14	5	5	3	0	6	0	7	0	0	.233
Welch	0	0	2.57	1	1	0	0	0	0	7.0	7	2	2	1	0	1	0	7	0	0	.250
Witt	0	0	18.00	1	0	0	1	0	0	1.0	2	2	2	0	0	1	0	1	0	0	.500
<b>Totals</b>	<b>2</b>	<b>4</b>	<b>4.50</b>	<b>6</b>	<b>6</b>	<b>1</b>	<b>5</b>	<b>0</b>	<b>1</b>	<b>54.0</b>	<b>59</b>	<b>31</b>	<b>27</b>	<b>10</b>	<b>0</b>	<b>23</b>	<b>1</b>	<b>29</b>	<b>3</b>	<b>0</b>	<b>.281</b>

**Game 1 — October 7**  
Oakland 4, Toronto 3

**Game 2 — October 8**  
Toronto 3, Oakland 1

**Game 3 — October 10**  
Toronto 7, Oakland 5

Oakland	ab	r	h	bi
Henderson lf	2	0	0	0
Lansford 3b	4	0	0	0
Sierra rf	4	0	0	0
Baines dh	4	2	3	1
McGwire 1b	3	1	1	2
Steinbach c	4	1	1	1
Wilson cf	4	0	1	0
Bordick ss	4	0	0	0
Blankenship 2b	2	0	0	0
<b>Totals</b>	<b>31</b>	<b>4</b>	<b>6</b>	<b>4</b>

Toronto	ab	r	h	bi
White cf	3	0	1	0
Alomar 2b	4	0	1	0
Carter rf-1b	4	0	1	0
Winfield dh	4	2	2	1
Olerud 1b	3	0	1	1
Bell pr-rf	0	0	0	0
Maldonado lf	4	0	0	0
Gruber 3b	4	0	0	0
Borders c	4	1	1	1
Lee ss	3	0	1	0
Sprague ph	1	0	1	0
Griffin pr	0	0	0	0
<b>Totals</b>	<b>34</b>	<b>3</b>	<b>9</b>	<b>3</b>

Oakland	030	000	001	4	6	1
Toronto	000	011	010	3	9	0

**E** – Henderson. **DP** – Oakland 2, Toronto 2. **LOB** – Oakland 4, Toronto 7. **2B** – Winfield. **HR** – McGwire, Steinbach, Borders, Winfield, Baines. **SB** – Wilson, Alomar.

Oakland	ip	h	r	er	bb	so
Stewart	7.2	7	3	3	3	2
Russell (W)	0.1	1	0	0	0	0
Eckersley (S)	1.0	1	0	0	0	0
<b>Toronto</b>	<b>ip</b>	<b>h</b>	<b>r</b>	<b>er</b>	<b>bb</b>	<b>so</b>
Morris (L)	9.0	6	4	4	4	4

**WP** – Morris.  
**T** – 2:47. **A** – 51,039  
**Umpires** – Denkinger, Young, Clark, Merrill, Brinkman and Coble

Oakland	ab	r	h	bi
Henderson lf	4	0	0	0
Lansford 3b	4	0	0	0
Sierra rf	3	1	1	0
Baines dh	4	0	2	1
Fox pr-dh	0	0	0	0
McGwire 1b	4	0	0	0
Steinbach c	4	0	1	0
Wilson cf	4	0	1	0
Bordick 2b	2	0	0	0
Weiss ss	2	0	1	0
<b>Totals</b>	<b>31</b>	<b>1</b>	<b>6</b>	<b>1</b>

Toronto	ab	r	h	bi
White cf	3	0	0	0
Alomar 2b	3	0	1	0
Carter rf	3	0	0	0
Winfield dh	3	0	0	0
Olerud 1b	3	0	0	0
Maldonado lf	2	1	0	0
Gruber 3b	3	2	2	2
Borders c	3	0	1	0
Lee ss	2	0	0	1
<b>Totals</b>	<b>25</b>	<b>3</b>	<b>4</b>	<b>3</b>

Oakland	000	000	001	1	6	0
Toronto	000	020	10x	3	4	0

**DP** – Oakland 1, Toronto 1. **LOB** – Oakland 6, Toronto 4. **2B** – Wilson, Gruber. **3B** – Sierra. **HR** – Gruber. **SB** – Wilson 3, Weiss 2, Bordick, Alomar, Carter. **CS** – White, Sierra. **SF** – Lee.

Oakland	ip	h	r	er	bb	so
Moore (L)	7.0	4	3	3	4	3
Corsi	0.2	0	0	0	1	0
Parrett	0.1	0	0	0	0	0
<b>Toronto</b>	<b>ip</b>	<b>h</b>	<b>r</b>	<b>er</b>	<b>bb</b>	<b>so</b>
Cone (W)	8.0	5	1	1	3	6
Henke (S)	1.0	1	0	0	0	1

**T** – 2:58. **A** – 51,114  
**Umpires** – Young, Clark, Merrill, Brinkman, Coble and Denkinger

Toronto	ab	r	h	bi
White cf	3	0	1	0
Alomar 2b	5	1	1	1
Carter rf	5	0	1	0
Winfield dh	4	2	1	1
Olerud 1b	5	1	1	0
Maldonado lf	3	1	2	2
Gruber 3b	4	0	0	0
Borders c	4	1	1	0
Lee ss	3	1	1	2
<b>Totals</b>	<b>36</b>	<b>7</b>	<b>9</b>	<b>6</b>

Oakland	ab	r	h	bi
Henderson lf	4	1	1	0
Lansford 3b	5	0	1	0
Sierra rf	4	1	2	2
Baines dh	5	2	2	1
McGwire 1b	4	0	1	0
Steinbach c	4	0	3	2
Wilson cf	4	0	2	0
Bordick 2b	2	0	0	0
Browne ph	0	0	0	0
Blankenship pr-2b	1	0	1	0
Weiss ss	4	1	0	0
<b>Totals</b>	<b>37</b>	<b>5</b>	<b>13</b>	<b>5</b>

Toronto	010	110	211	7	9	1
Oakland	000	200	210	5	13	3

**E** – Lee, Lansford, Blankenship 2. **DP** – Toronto 2, Oakland 1. **LOB** – Toronto 7, Oakland 11. **2B** – White, Sierra. **3B** – Lee. **HR** – Alomar, Maldonado. **SB** – Carter, Wilson 2, Henderson. **CS** – Maldonado, White. **SF** – Sierra.

Toronto	ip	h	r	er	bb	so
Guzman (W)	6.0	7	2	2	3	3
Ward	1.0	3	2	2	1	1
Timlin	0.1	2	1	1	0	0
Henke (S)	1.2	1	0	0	0	0
<b>Oakland</b>	<b>ip</b>	<b>h</b>	<b>r</b>	<b>er</b>	<b>bb</b>	<b>so</b>
Darling (L)	6.0	4	3	2	2	3
Downs	1.0	2	2	0	0	0
Corsi	0.1	0	0	0	0	0
Russell	0.2	1	2	2	3	0
Honeycutt	0.2	0	0	0	0	0
Eckersley	0.1	2	0	0	0	1

Russell pitched to one batter in the ninth.  
**HBP** – by Guzman (McGwire). **WP** – Darling 2, Russell  
**T** – 3:40. **A** – 46,911  
**Umpires** – Clark, Merrill, Brinkman, Coble, Denkinger and Young

**Game 4 — October 11**  
Toronto 7, Oakland 6 (11)

**Game 5 — October 12**  
Oakland 6, Toronto 2

**Game 6 — October 14**  
Toronto 9, Oakland 2

Toronto	ab	r	h	bi
White cf	6	1	2	0
Alomar 2b	5	2	4	2
Carter rf-1b	6	1	2	1
Winfield dh	6	1	1	0
Olerud 1b	5	1	4	2
Bell pr-rf	0	1	0	0
Maldonado lf	5	0	2	1
Gruber 3b	5	0	0	0
Borders c	5	0	1	1
Lee ss	3	0	1	0
Sprague ph	1	0	0	0
Griffin ss	2	0	0	0
<b>Totals</b>	<b>49</b>	<b>7</b>	<b>17</b>	<b>7</b>

Oakland	ab	r	h	bi
Henderson lf	6	2	3	1
Browne cf	2	1	0	0
Wilson cf	2	0	0	0
Sierra rf	4	0	2	2
Baines dh	5	1	2	1
Fox pr-dh	1	0	0	0
McGwire 1b	4	0	0	0
Steinbach c	4	0	0	1
Lansford 3b	5	0	2	1
Bordick ss	5	1	1	0
Blankenship 2b	4	1	2	0
<b>Totals</b>	<b>42</b>	<b>6</b>	<b>12</b>	<b>6</b>

Toronto	010	000	032	01	717	4
Oakland	005	001	000	00	612	2

E – Lee 2, Borders, White, McGwire, Henderson. **DP** – Toronto 2. **LOB** – Toronto 14, Oakland 11. **2B** – Alomar, Olerud, Sierra, Baines. **HR** – Olerud, Alomar. **SB** – Alomar, Blankenship, Henderson, Fox. **SH** – Browne, McGwire. **SF** – Borders, Sierra.

Toronto	ip	h	r	er	bb	so
Morris	3.1	5	5	5	5	2
Stottlemire	3.2	3	1	1	0	1
Timlin	1.0	2	0	0	0	1
Ward (W)	2.0	1	0	0	0	0
Henke (S)	1.0	1	0	0	0	0
<b>Oakland</b>	<b>ip</b>	<b>h</b>	<b>r</b>	<b>er</b>	<b>bb</b>	<b>so</b>
Welch	7.0	7	2	2	1	7
Parrett	0.0	2	2	2	0	0
Eckersley	1.2	5	2	2	0	1
Corsi	1.0	2	0	0	2	0
Downs (L)	1.1	1	1	1	1	0

Welch pitched to one batter in the eighth. Parrett pitched to two batters in the eighth.

T – 4:25. A – 47,732

**Umpires** – Merrill, Brinkman, Coble, Denkinger, Young and Clark.

Toronto	ab	r	h	bi
White cf	4	0	3	1
Alomar 2b	4	0	1	0
Carter rf	3	0	0	0
Winfield dh	3	1	2	1
Olerud 1b	4	0	0	0
Maldonado lf	4	0	0	0
Gruber 3b	3	1	0	0
Borders c	4	0	1	0
Lee ss	3	0	0	0
<b>Totals</b>	<b>32</b>	<b>2</b>	<b>7</b>	<b>2</b>

Oakland	ab	r	h	bi
Henderson lf	3	2	2	0
Fox pr-lf	0	0	0	0
Browne 3b	4	2	4	2
Sierra rf	4	1	2	3
Baines dh	3	0	0	0
McGwire 1b	1	0	0	0
Steinbach c	4	0	0	0
Wilson cf	4	0	0	0
Bordick ss	4	0	0	0
Blankenship 2b	4	1	0	0
<b>Totals</b>	<b>31</b>	<b>6</b>	<b>8</b>	<b>5</b>

Toronto	000	100	100	2	7	3
Oakland	201	030	00x	6	8	0

E – Cone, Gruber, Carter. **DP** – Oakland 1. **LOB** – Toronto 6, Oakland 6. **2B** – White. **HR** – Sierra, Winfield. **CS** – Sierra, White. **SH** – Baines.

Toronto	ip	h	r	er	bb	so
Cone (L)	4.0	6	6	3	2	3
Key	3.0	2	0	0	2	1
Eichhorn	1.0	0	0	0	0	0
<b>Oakland</b>	<b>ip</b>	<b>h</b>	<b>r</b>	<b>er</b>	<b>bb</b>	<b>so</b>
Stewart (W)	9.0	7	2	2	3	5

Cone pitched to four batters in the fifth. **PB** – Borders. T – 2:51. A – 44,955. **Umpires** – Brinkman, Coble, Denkinger, Young, Clark and Merrill.

Oakland	ab	r	h	bi
Henderson lf	4	0	0	0
Quirk ph	1	0	0	0
Browne 3b	4	0	0	0
Lansford 3b	0	0	0	0
Sierra rf	5	1	1	0
Baines dh	4	1	2	0
McGwire 1b	4	0	1	1
Steinbach c	4	0	2	1
Wilson cf	4	0	1	0
Bordick ss	2	0	0	0
Fox ph	0	0	0	0
Weiss ss	0	0	0	0
Blankenship 2b	2	0	0	0
Ready ph	1	0	0	0
<b>Totals</b>	<b>35</b>	<b>2</b>	<b>7</b>	<b>2</b>

Toronto	ab	r	h	bi
White cf	4	1	1	1
Alomar 2b	5	1	3	1
Carter rf	5	1	1	2
Winfield dh	4	1	0	0
Olerud 1b	3	2	2	1
Maldonado lf	4	1	2	3
Gruber 3b	3	0	0	0
Borders c	2	1	2	1
Lee ss	4	1	2	0
<b>Totals</b>	<b>34</b>	<b>9</b>	<b>13</b>	<b>9</b>

Oakland	000	001	010	2	7	1
Toronto	204	010	02x	9	13	0

E – Henderson. **LOB** – Oakland 10, Toronto 7. **2B** – Baines, Olerud, Lee. **HR** – Carter, Maldonado. **SB** – Wilson, Sierra, Fox, Alomar 2. **CS** – White. **SH** – Gruber. **SF** – Borders, White.

Oakland	ip	h	r	er	bb	so
Moore (L)	2.2	7	6	5	1	4
Parrett	2.0	4	1	1	0	1
Honeycutt	1.1	0	0	0	0	1
Russell	1.0	0	0	0	1	0
Witt	1.0	2	2	2	1	1
<b>Toronto</b>	<b>ip</b>	<b>h</b>	<b>r</b>	<b>er</b>	<b>bb</b>	<b>so</b>
Guzman (W)	7.0	5	1	1	2	8
Ward	1.0	2	1	1	0	1
Henke	1.0	0	0	0	2	1

**PB** – Borders 2. T – 3:15. A – 51,335. **Umpires** – Coble, Denkinger, Young, Clark, Merrill and Brinkman.

## 2000 ALDS

The A's return to post season play for the first time since 1992 and take the eventual World Champion New York Yankees to five games before losing the series, 3-2. The A's outscore New York 23-19, thanks to an 11-1 win in Game 4. Oakland hits .263 as a team led by Ramon Hernandez (.375). The pitching staff compiles a 3.48 ERA led by Jim Mecir who tossed 5 1/3 shutout innings in retiring 16 of the 17 hitters he faces.

The A's open the series with a 5-3 win in Oakland as Ramon Hernandez has a RBI double in the sixth inning to break a 3-3 tie. Trailing 2-0 after four innings, the A's score three times in the fifth, beginning with a Hernandez RBI single. Gil Heredia allows three runs in six innings for the win. The Yankees come back to win Game 2 as Andy Pettitte and Mariano Rivera combine to shutout the A's on six hits. The series moves to New York for Game 3 and the Yankees win their second straight with a 4-2 victory. Tim Hudson goes the distance for the A's but Orlando Hernandez and Rivera combine to limit the A's to two runs on four hits, including a Terrence Long home run. Facing elimination in Game 4, Barry Zito allows one run in 5 2/3 innings to pick up the victory in the A's 11-1 win. Olmedo Saenz hits a three-run home run in the first inning and Ben Grieve adds a two-run single in the A's three-run sixth. Oakland adds another run in the eighth and four more in the ninth, including a two-run double by Eric Chavez. The series returns to Oakland for Game 5 but the Yankees score six times in the first inning off Gil Heredia for a 7-5 win. The A's score twice in the second, once in the third and two more times in the fourth but are shutout on three hits over the final five innings.

### FINAL STATISTICS

PLAYER	AVG	G	AB	R	H	TB	2B	3B	HR	RBI	SH	SF	HP	BB	IBB	SO	SB	CS	DP	E	SLG	OBP
Chavez	.333	5	21	4	7	10	3	0	0	4	0	0	0	0	0	5	0	0	1	0	.476	.333
Christenson	.500	2	2	0	1	1	0	0	0	1	0	0	0	0	0	1	0	0	0	0	.500	.500
Fasano	—	1	0	0	0	0	0	0	0	0	0	0	0	0	0	0	0	0	0	0	—	—
Giambi, Ja.	.286	5	14	2	4	4	0	0	0	1	0	1	0	7	1	2	1	0	0	1	.286	.500
Giambi, Je.	.333	4	9	1	3	3	0	0	0	1	0	0	0	2	0	2	0	0	0	0	.333	.455
Grieve	.118	5	17	1	2	2	0	0	0	2	0	0	0	3	0	7	0	0	2	0	.118	.250
Hernandez	.375	5	16	3	6	8	2	0	0	3	1	0	1	0	0	3	0	0	0	1	.500	.412
Long	.158	5	19	2	3	6	0	0	1	1	0	0	0	3	0	2	0	0	2	1	.316	.273
Menechino	—	1	0	0	0	0	0	0	0	0	0	0	0	0	0	0	0	0	0	0	—	—
Piatt	.167	3	6	2	1	1	0	0	0	0	0	0	0	0	0	1	0	0	0	0	.167	.167
Porter	1.000	2	1	0	1	1	0	0	0	1	0	0	0	0	0	0	0	0	0	0	1.000	1.000
Saenz	.231	4	13	1	3	6	0	0	1	4	0	1	1	0	0	2	0	0	1	0	.462	.267
Stairs	.111	3	9	0	1	2	1	0	0	0	0	0	0	0	0	1	0	0	0	0	.222	.111
Tejada	.350	5	20	5	7	9	2	0	0	1	0	0	0	2	0	2	1	0	0	0	.450	.409
Velarde	.250	5	20	2	5	6	1	0	0	3	0	0	0	2	0	3	1	0	0	2	.300	.318
<b>Totals</b>	<b>.263</b>	<b>5</b>	<b>167</b>	<b>23</b>	<b>44</b>	<b>59</b>	<b>9</b>	<b>0</b>	<b>2</b>	<b>22</b>	<b>1</b>	<b>2</b>	<b>2</b>	<b>19</b>	<b>1</b>	<b>31</b>	<b>3</b>	<b>0</b>	<b>6</b>	<b>5</b>	<b>.353</b>	<b>.342</b>

PITCHER	W	L	ERA	G	GS	CG	GF	SHO	SV	IP	H	R	ER	HR	HB	BB	IBB	SO	WP	BK	AVG
Appier	0	1	3.48	2	1	0	0	0	0	10.1	10	4	4	1	0	6	1	13	0	0	.250
Heredia	1	1	12.79	2	2	0	0	0	0	6.1	11	9	9	0	1	3	0	3	0	0	.407
Hudson	0	1	3.38	1	1	1	0	0	0	8.0	6	4	3	0	0	4	0	5	0	0	.194
Isringhausen	0	0	0.00	2	0	0	2	0	1	2.0	1	0	0	0	0	0	0	3	0	0	.143
Jones	0	0	0.00	2	0	0	2	0	0	1.1	1	0	0	0	0	0	0	1	0	0	.200
Magnante	0	0	0.00	2	0	0	0	0	0	3.0	1	0	0	0	0	0	0	2	0	0	.111
Mecir	0	0	0.00	3	0	0	0	0	0	5.1	1	0	0	0	0	0	0	2	0	0	.059
Tam	0	0	0.00	3	0	0	0	0	0	2.0	3	1	0	0	0	1	1	1	0	0	.333
Zito	1	0	1.59	1	1	0	0	0	0	5.2	7	1	1	0	0	2	0	5	0	0	.304
<b>Totals</b>	<b>2</b>	<b>3</b>	<b>3.48</b>	<b>5</b>	<b>5</b>	<b>1</b>	<b>4</b>	<b>0</b>	<b>1</b>	<b>44.0</b>	<b>41</b>	<b>19</b>	<b>17</b>	<b>1</b>	<b>1</b>	<b>16</b>	<b>2</b>	<b>35</b>	<b>0</b>	<b>0</b>	<b>.244</b>

**Game 1 — October 3**  
Oakland 5, New York 3

**Game 2 — October 4**  
New York 4, Oakland 0

**Game 3 — October 6**  
New York 4, Oakland 2

New York	ab	r	h	bi
Knoblauch dh	4	0	1	0
Jeter ss	3	0	0	0
O'Neill rf	4	0	0	0
Williams cf	4	1	2	0
Justice lf	4	0	0	0
Martinez 1b	3	0	1	1
Posada c	3	1	1	0
Sojo 2b	3	1	1	1
Hill ph	1	0	0	0
Brosius 3b	4	0	1	1
<b>Totals</b>	<b>33</b>	<b>3</b>	<b>7</b>	<b>3</b>

Oakland	ab	r	h	bi
Long cf	4	0	1	0
Velarde 2b	3	0	1	1
JaGiambi 1b	2	0	1	0
Grieve lf	3	0	0	0
Christenson lf	0	0	0	0
Tejada ss	4	1	1	0
Stairs rf	4	0	0	0
Chavez 3b	4	2	3	1
JeGiambi dh	2	1	1	0
Saenz ph-dh	1	0	0	0
Hernandez c	4	1	2	2
<b>Totals</b>	<b>31</b>	<b>5</b>	<b>10</b>	<b>4</b>

New York	020	001	000	3	7	0
Oakland	000	031	01x	5	10	2

**E** – Long, Velarde. **DP** – New York 2, Oakland 1. **LOB** – New York 6, Oakland 7. **2B** – Williams, Sojo, Brosius, Hernandez. **SF** – Martinez. **SB** – Velarde, JaGiambi.

New York	ip	h	r	er	bb	so
Clemens (L)	6.0	7	4	4	4	5
Stanton	1.1	3	1	1	1	0
Nelson	0.2	0	0	0	0	0
<b>Oakland</b>	<b>ip</b>	<b>h</b>	<b>r</b>	<b>er</b>	<b>bb</b>	<b>so</b>
Heredia (W)	6.0	7	3	3	1	3
Tam	0.2	0	0	0	0	1
Mecir	1.1	0	0	0	0	1
Isringhausen (S)	1.0	0	0	0	0	2

**HBP** – by Heredia (Jeter). **WP** – Clemens, Stanton.  
**T** – 3:16. **A** – 47,360  
**Umpires** – Welke, Meriwether, McClelland, Schrieber, Clark, Nelson.

New York	ab	r	h	bi
Jeter ss	5	0	0	0
Posada c	3	0	1	0
Justice lf	3	0	0	0
Bellinger lf	1	0	1	1
Williams cf	5	1	2	0
Martinez 1b	4	0	2	0
O'Neill rf	2	1	0	0
Hill dh	4	1	1	1
Sojo 2b	3	0	1	2
Vizcaino pr-2b	0	1	0	0
Brosius 3b	3	0	0	0
<b>Totals</b>	<b>33</b>	<b>4</b>	<b>8</b>	<b>4</b>

Oakland	ab	r	h	bi
Long cf	4	0	0	0
Velarde 2b	3	0	0	0
JaGiambi 1b	4	0	2	0
Saenz dh	4	0	0	0
Tejada ss	4	0	2	0
Grieve lf	4	0	0	0
Piatt rf	3	0	0	0
Chavez 3b	3	0	1	0
Hernandez c	3	0	1	0
<b>Totals</b>	<b>32</b>	<b>0</b>	<b>6</b>	<b>0</b>

New York	000	003	001	4	8	1
Oakland	000	000	000	0	6	1

**E** – Sojo, JaGiambi. **DP** – New York 2, Oakland 1. **LOB** – New York 9, Oakland 6. **2B** – Posada, Bellinger, Williams, Sojo, Tejada, Chavez, Hernandez. **SH** – Brosius. **CS** – Williams.

New York	ip	h	r	er	bb	so
Pettitte (W)	7.2	5	0	0	1	3
Rivera (S)	1.1	1	0	0	0	0
<b>Oakland</b>	<b>ip</b>	<b>h</b>	<b>r</b>	<b>er</b>	<b>bb</b>	<b>so</b>
Appier (L)	6.1	6	3	3	5	7
Magnante	1.2	1	0	0	0	1
Tam	0.2	1	1	0	1	0
Jones	0.1	0	0	0	0	0

**T** – 3:15. **A** – 47,860  
**Umpires** – Meriwether, McClelland, Schrieber, Clark, Nelson, Welke.

Oakland	ab	r	h	bi
Long cf	4	1	2	1
Velarde 2b	4	0	0	0
JaGiambi 1b	2	0	0	0
Chavez 3b	4	0	0	0
Tejada ss	3	1	0	0
Stairs rf	4	0	0	0
Grieve lf	2	0	0	0
JeGiambi dh	4	0	1	1
Hernandez c	3	0	1	0
<b>Totals</b>	<b>30</b>	<b>2</b>	<b>4</b>	<b>2</b>

New York	ab	r	h	bi
Jeter ss	4	0	1	2
Posada c	4	0	0	0
Justice lf	4	0	1	0
Williams cf	4	1	1	0
Martinez 1b	3	1	1	0
O'Neill rf	4	1	1	0
Hill dh	3	0	0	1
Knoblauch, pr-dh	0	0	0	0
Sojo 2b	3	1	1	1
Brosius 3b	2	0	0	0
<b>Totals</b>	<b>31</b>	<b>4</b>	<b>6</b>	<b>4</b>

Oakland	010	010	000	2	4	2
New York	020	100	01x	4	6	1

**E** – Velarde, Hernandez, Martinez. **DP** – New York 2. **LOB** – Oakland 6, New York 7. **2B** – Williams. **HR** – Long. **CS** – Jeter.

Oakland	ip	h	r	er	bb	so
Hudson (L)	8.0	6	4	3	4	5
<b>New York</b>	<b>ip</b>	<b>h</b>	<b>r</b>	<b>er</b>	<b>bb</b>	<b>so</b>
Hernandez (W)	7.0	4	2	2	5	4
Rivera (S)	2.0	0	0	0	0	1

**T** – 3:12. **A** – 56,606  
**Umpires** – Reilly, Winters, Reed, Edgings, Reliford, Danley.

**Game 4 — October 7**  
**Oakland 11, New York 1**

**Game 5 — October 8**  
**New York 7, Oakland 5**

Oakland	ab	r	h	bi	New York	ab	r	h	bi
Long cf	4	0	0	0	Knoblauch dh	5	1	2	1
Velarde 2b	5	2	1	0	Jeter ss	4	1	1	0
Menechino 2b	0	0	0	0	O'Neill rf	5	1	2	0
JaGiambi 1b	2	2	0	0	Williams cf	4	0	0	1
Saenz dh	4	1	2	3	Justice lf	3	2	1	1
Piatt pr-dh	0	1	0	0	Bellinger lf	0	0	0	0
Chavez 3b	5	2	2	2	Martinez 1b	5	1	3	3
Tejada ss	4	2	1	1	Posada c	4	1	1	0
Grieve lf	4	1	2	2	Sojo 2b	3	0	0	1
Porter rf	1	0	1	1	Brosius 3b	4	0	2	0
Je Giambi rf	2	0	1	0	<b>Totals</b>	<b>37</b>	<b>7</b>	<b>12</b>	<b>7</b>
Christenson pr-lf-rf	2	0	1	1					
Hernandez c	3	0	0	1	<b>Oakland</b>	<b>ab</b>	<b>r</b>	<b>h</b>	<b>bi</b>
<b>Totals</b>	<b>36</b>	<b>11</b>	<b>11</b>	<b>11</b>	Long cf	3	1	0	0

New York	ab	r	h	bi	Oakland	ab	r	h	bi
Jeter ss	3	0	2	0	Fasano c	0	0	0	0
Sojo 2b	4	0	0	0	Velarde 2b	5	0	3	2
O'Neill rf	4	1	1	0	JaGiambi 1b	4	0	1	1
Williams cf	3	0	0	0	Saenz dh	4	0	1	1
Justice lf	4	0	2	0	Tejada ss	5	1	3	0
Hill dh	4	0	0	0	Chavez 3b	5	0	1	1
Posada c	3	0	1	1	Piatt rf	3	1	1	0
Polonia ph	1	0	1	0	JeGiambi ph-rf	1	0	0	0
Martinez 1b	4	0	1	0	Grieve lf	4	0	0	0
Brosius 3b	4	0	0	0	Hernandez c	3	2	2	0
<b>Totals</b>	<b>34</b>	<b>1</b>	<b>8</b>	<b>1</b>	Stairs ph	1	0	1	0
					Porter pr-cf	0	0	0	0
					<b>Totals</b>	<b>38</b>	<b>5</b>	<b>13</b>	<b>5</b>

Oakland	300	003	014	11	11	0	New York	600	100	000	7	12	0
New York	000	001	000	1	8	0	Oakland	021	200	000	5	13	0

**DP** – Oakland 1, New York 1. **LOB** – Oakland 7, New York 8. **2B** – Velarde, Chavez, Tejada, Posada. **HR** – Saenz. **SH** – Hernandez. **SB** – Tejada.

**LOB** – New York 8, Oakland 10. **2B** – O'Neill, Martinez 2, Chavez, Stairs. **HR** – Justice. **SF** – Williams, Sojo, Ja.Giambi, Saenz. **SB** – Knoblauch.

Oakland	ip	h	r	er	bb	so	New York	ip	h	r	er	bb	so
Zito (W)	5.2	7	1	1	2	5	Pettitte	3.2	10	5	5	2	4
Mecir	1.0	0	0	0	0	0	Stanton (W)	2.0	1	0	0	0	3
Magnante	1.1	0	0	0	0	1	Nelson	1.1	0	0	0	0	2
Jones	1.0	1	0	0	0	1	Hernandez	0.1	1	0	0	0	1
<b>New York</b>	<b>ip</b>	<b>h</b>	<b>r</b>	<b>er</b>	<b>bb</b>	<b>so</b>	Rivera (S)	1.2	1	0	0	0	1
Clemens (L)	5.0	6	6	6	4	5	<b>Oakland</b>	<b>ip</b>	<b>h</b>	<b>r</b>	<b>er</b>	<b>bb</b>	<b>so</b>
Stanton	1.0	1	0	0	0	0	Heredia (L)	0.1	4	6	6	2	0
Choate	1.1	0	1	1	1	1	Tam	0.2	2	0	0	0	0
Gooden	1.2	4	4	4	1	1	Appier	4.0	4	1	1	1	6
							Mecir	3.0	1	0	0	0	1
							Isringhausen	1.0	1	0	0	0	1

**HBP** – by Gooden (Saenz, Hernandez).  
**T** – 3:42. **A** – 56,915

**Umpires** – Winters, Reed, Eddings, Reliford, Danley, Reilly.

**T** – 3:50. **A** – 41,170

**Umpires** – Reed, Eddings, Reliford, Danley, Reilly, Winters.



# 2001 ALDS

The A's face New York in the American League Division Series again and lose to the Yankees in five games for the second straight year. The pitching staff compiles a 2.86 ERA, including 0.93 by Tim Hudson. Johnny Damon leads the A's with a .409 batting average and Terrence Long hits two home runs, both in Game 1.

The A's open the series with a 5-3 win for the second consecutive year as Mark Mulder allows a run on seven hits in 6 2/3 innings for the win. Terrence Long becomes the sixth Athletic to homer twice in a post-season game as he leads off the fourth and eighth innings with home runs. Johnny Damon is 4 for 4 with a walk and steals two bases. Tim Hudson combines with Jason Istringhausen for a 2-0, seven-hit shutout in Game 2. Hudson allows six of the hits in eight innings and Ron Gant homers to start the fourth inning. The series returns to Oakland for Game 3 and Mike Mussina and Mariano Rivera combine to shutout the A's on six hits. Jorge Posada homers with one out in the fifth for the only run and Barry Zito takes the loss, despite allowing one run on two hits and one walk in eight innings. Cory Lidle starts Game 4 and allows two unearned runs in the second, two in the third and two of the Yankees three runs in the fourth in a 9-2 loss. Lidle allows six runs on five hits and three walks in 3 1/3 innings. Miguel Tejada has four hits and Jermaine Dye breaks his leg after fouling off a pitch in the third inning. The series returns to Yankee Stadium for Game 5 and New York completes their comeback with a 5-3 win. RBI singles by Jason and Jeremy Giambi in the first and second innings give the A's a 2-0 lead but New York scores two in the second and unearned runs in the third and fourth off Mulder to take the lead for good. Mulder allows four runs on seven hits in 4 1/3 innings for the loss.

## FINAL STATISTICS

PLAYER	AVG	G	AB	R	H	TB	2B	3B	HR	RBI	SH	SF	HP	BB	IBB	SO	SB	CS	DP	E	SLG	OBP	
Byrnes	.000	2	2	0	0	0	0	0	0	0	0	0	0	0	0	1	0	0	0	0	.000	.000	
Chavez	.143	5	21	0	3	4	1	0	0	0	0	0	0	0	0	5	0	0	1	1	.190	.143	
Damon	.409	5	22	3	9	13	2	1	0	0	0	0	0	1	0	1	2	0	0	0	.591	.435	
Dye	.231	4	13	0	3	5	2	0	0	0	0	0	2	0	0	2	0	0	0	0	.385	.333	
Gant	.182	4	11	1	2	5	0	0	1	1	0	0	0	0	0	3	0	0	0	0	.455	.182	
Giambi, Ja.	.353	5	17	2	6	9	0	0	1	4	0	1	0	4	1	2	0	0	1	1	.529	.455	
Giambi, Je.	.308	5	13	0	4	5	1	0	0	2	0	0	0	1	0	0	1	0	0	0	.385	.357	
Hernandez	.000	5	10	0	0	0	0	0	0	0	0	0	1	1	0	4	0	0	0	0	.000	.167	
Long	.389	5	18	3	7	16	3	0	2	3	0	0	0	1	0	2	0	0	0	0	.889	.421	
Menechino	.083	4	12	2	1	1	0	0	0	0	0	0	0	1	0	4	0	0	0	1	.083	.154	
Myers	.143	3	7	0	1	1	0	0	0	0	0	0	0	0	0	3	0	0	0	1	.143	.143	
Saenz	.000	3	4	0	0	0	0	0	0	0	0	0	0	0	0	1	0	0	0	0	.000	.000	
Santangelo	.333	2	3	0	1	2	1	0	0	0	0	0	1	0	0	0	0	0	0	0	1	.667	.500
Tejada	.286	5	21	1	6	9	3	0	0	1	0	1	0	0	0	3	0	0	0	1	.429	.304	
<b>Totals</b>	<b>.247</b>	<b>5</b>	<b>174</b>	<b>12</b>	<b>43</b>	<b>70</b>	<b>13</b>	<b>1</b>	<b>4</b>	<b>11</b>	<b>0</b>	<b>2</b>	<b>3</b>	<b>11</b>	<b>1</b>	<b>31</b>	<b>3</b>	<b>0</b>	<b>3</b>	<b>6</b>	<b>.402</b>	<b>.300</b>	

PITCHER	W	L	ERA	G	GS	CG	GF	SHO	SV	IP	H	R	ER	HR	HB	BB	IBB	SO	WP	BK	AVG
Bradford	0	0	0.00	1	0	0	0	0	0	1.0	0	0	0	0	0	0	0	0	1	0	0.000
Guthrie	0	0	0.00	2	0	0	1	0	0	3.0	0	0	0	0	0	0	0	2	0	0	0.000
Hiljus	0	0	27.00	1	0	0	0	0	0	0.1	0	1	1	0	0	2	0	0	0	0	0.000
Hudson	1	0	0.93	2	1	0	0	0	0	9.2	8	1	1	1	1	1	0	5	0	0	0.222
Istringhausen	0	0	0.00	2	0	0	2	0	2	2.0	1	0	0	0	0	1	0	3	0	0	0.143
Lidle	0	1	10.80	1	1	0	0	0	0	3.1	5	6	4	0	0	3	0	0	0	0	0.357
Magnante	0	0	0.00	1	0	0	0	0	1.1	3	0	0	0	0	0	1	0	1	0	0	0.500
Mecir	0	0	5.40	2	0	0	1	0	0	3.1	4	2	2	1	0	0	0	4	0	0	0.286
Mulder	1	1	2.45	2	2	0	0	0	0	11.0	14	5	3	0	2	2	0	7	0	0	0.318
Tam	0	0	18.00	1	0	0	1	0	0	1.0	3	2	2	0	0	0	0	0	0	0	0.500
Zito	0	1	1.13	1	1	0	0	0	0	8.0	2	1	1	1	2	1	0	6	0	0	0.077
<b>Totals</b>	<b>2</b>	<b>3</b>	<b>2.86</b>	<b>5</b>	<b>5</b>	<b>0</b>	<b>5</b>	<b>1</b>	<b>2</b>	<b>44.0</b>	<b>40</b>	<b>18</b>	<b>14</b>	<b>3</b>	<b>4</b>	<b>11</b>	<b>0</b>	<b>29</b>	<b>0</b>	<b>0</b>	<b>.241</b>

**Game 1 — October 10**  
Oakland 5, New York 3

Oakland	ab	r	h	bi
Damon cf	4	1	4	0
Tejada ss	4	0	0	1
JaGiambi 1b	3	1	1	2
Dye rf	4	0	1	0
Chavez 3b	5	0	1	0
JeGiambi dh	4	0	1	0
Gant ph-dh	1	0	0	0
Long lf	4	2	2	2
Hernandez c	2	0	0	0
Menechino 2b	4	1	0	0
<b>Totals</b>	<b>35</b>	<b>5</b>	<b>10</b>	<b>5</b>

New York	ab	r	h	bi
Knoblauch lf	4	0	1	1
Jeter ss	4	0	3	0
Williams cf	4	1	0	0
Martinez 1b	4	1	1	2
Posada c	4	0	3	0
O'Neill dh	4	0	0	0
Justice rf	4	0	0	0
Brosius 3b	4	0	0	0
Soriano 2b	4	1	2	0
<b>Totals</b>	<b>36</b>	<b>3</b>	<b>10</b>	<b>3</b>

Oakland	100	100	120	5	10	1
New York	000	010	020	3	10	1

E – Menechino, Knoblauch. **DP** – Oakland 1, New York 1. **LOB** – Oakland 10, New York 6. **2B** – Dye, JeGiambi, Posada. **HR** – Martinez, JaGiambi, Long 2. **SF** – Tejada, JaGiambi. **SB** – Damon 2, Soriano. **CS** – Soriano

Oakland	ip	h	r	er	bb	so
Mulder (W)	6.2	7	1	1	0	5
Mecir	1.1	3	2	2	0	0
Isringhausen (S)	1.0	0	0	0	0	2
New York	ip	h	r	er	bb	so
Clemens (L)	4.0	4	2	2	3	1
Hitchcock	3.0	5	2	2	0	2
Witasick	0.2	1	1	1	1	0
Stanton	1.1	0	0	0	0	0

Clemens pitched to 1 batter in the 5th, Hitchcock pitched to 1 batter in the 8th **HBP** – by Clemens (Hernandez).  
T – 3:45. **A** – 56,697  
**Umpires** – DeMuth, Nelson, Schrieber, Reed, Rapuano, Gibson.

**Game 2 — October 11**  
Oakland 2, New York 0

Oakland	ab	r	h	bi
Damon cf	5	1	2	0
Tejada ss	5	0	2	0
JaGiambi 1b	3	0	0	0
Dye rf	3	0	0	0
Chavez 3b	4	0	0	0
Gant dh	3	1	2	1
JeGiambi ph	1	0	0	0
Long lf	4	0	2	0
Hernandez c	4	0	0	0
Menechino 2b	4	0	1	0
<b>Totals</b>	<b>36</b>	<b>2</b>	<b>9</b>	<b>1</b>

New York	ab	r	h	bi
Knoblauch lf	4	0	2	0
Jeter ss	4	0	2	0
O'Neill dh	4	0	0	0
Williams cf	4	0	1	0
Martinez 1b	3	0	1	0
Bellinger pr	0	0	0	0
Posada c	3	0	0	0
Justice rf	4	0	1	0
Brosius 3b	4	0	0	0
Soriano 2b	3	0	0	0
<b>Totals</b>	<b>33</b>	<b>0</b>	<b>7</b>	<b>0</b>

Oakland	000	100	001	2	9	0
New York	000	000	000	0	7	1

E – Brosius. **DP** – Oakland 1, New York 1. **LOB** – Oakland 10, New York 8. **2B** – Tejada 2, Long, Damon, Williams. **3B** – Damon. **HR** – Gant.

Oakland	ip	h	r	er	bb	so
Hudson (W)	8.0	6	0	0	1	3
Isringhausen (S)	1.0	1	0	0	1	1
New York	ip	h	r	er	bb	so
Pettitte (L)	6.1	7	1	1	2	4
Mendoza	1.2	1	0	0	1	1
Rivera	1.0	1	1	0	0	1

T – 3:24. **A** – 56,684  
**Umpires** – Nelson, Schrieber, Reed, Rapuano, Gibson, DeMuth

**Game 3 — October 13**  
New York 1, Oakland 0

New York	ab	r	h	bi
Knoblauch lf	4	0	0	0
Soriano 2b	4	0	0	0
Jeter ss	3	0	0	0
Williams cf	3	0	0	0
Martinez 1b	3	0	0	0
Posada c	3	1	1	1
Spencer rf	3	0	1	0
Velarde dh	3	0	0	0
Brosius 3b	3	0	0	0
<b>Totals</b>	<b>29</b>	<b>1</b>	<b>2</b>	<b>1</b>

Oakland	ab	r	h	bi
Damon cf	4	0	0	0
Tejada ss	4	0	0	0
JaGiambi 1b	4	0	1	0
Dye rf	4	0	2	0
Chavez 3b	4	0	0	0
JeGiambi dh	3	0	1	0
Long lf	3	0	1	0
Hernandez c	2	0	0	0
Saenz ph	1	0	0	0
Santangelo 2b	0	0	0	0
Menechino 2b	2	0	0	0
Myers ph-c	1	0	1	0
<b>Totals</b>	<b>32</b>	<b>0</b>	<b>6</b>	<b>0</b>

New York	000	010	000	1	2	0
Oakland	000	000	000	0	6	1

E – Tejada. **DP** – Oakland 1. **LOB** – New York 4, Oakland 6. **2B** – Spencer, Dye, Long. **HR** – Posada.

New York	ip	h	r	er	bb	so
Mussina (W)	7.0	4	0	0	1	4
Rivera (S)	2.0	2	0	0	0	1
Oakland	ip	h	r	er	bb	so
Zito (L)	8.0	2	1	1	1	6
Guthrie	1.0	0	0	0	0	1

T – 2:42. **A** – 55,861  
**Umpires** – Danley, Layne, Hirschbeck, Kulpa, Rippley, Barrett

**Game 4 — October 14**  
**New York 9, Oakland 2**

**Game 5 — October 15**  
**New York 5, Oakland 3**

<b>New York</b>	<b>ab</b>	<b>r</b>	<b>h</b>	<b>bi</b>
Knoblauch lf	5	0	1	0
Jeter ss	4	2	1	0
Justice dh	3	2	1	0
Williams cf	4	2	3	5
Martinez 1b	5	0	0	0
Posada c	4	1	2	1
O'Neill rf	3	1	1	0
Spencer ph-ff	2	0	0	0
Brosius 3b	3	0	1	1
Soriano 2b	3	1	1	1
<b>Totals</b>	<b>36</b>	<b>9</b>	<b>11</b>	<b>8</b>

<b>Oakland</b>	<b>ab</b>	<b>r</b>	<b>h</b>	<b>bi</b>
Damon cf	4	1	1	0
Tejada ss	3	0	0	0
JaGiambi 1b	4	0	4	2
Chavez 3b	4	0	0	0
Long rf	4	1	1	0
Gant lf	4	0	0	0
JeGiambi dh	2	0	1	1
Saenz ph-dh	2	0	0	0
Hernandez c	1	0	0	0
Myers c	3	0	0	0
Menechino 2b	2	1	0	0
Byrnes ph	1	0	0	0
<b>Totals</b>	<b>34</b>	<b>3</b>	<b>7</b>	<b>3</b>

<b>Oakland</b>	<b>ab</b>	<b>r</b>	<b>h</b>	<b>bi</b>
Damon cf	5	0	2	0
Tejada ss	5	1	4	0
JaGiambi 1b	3	1	0	0
Saenz ph	1	0	0	0
Dye rf	2	0	0	0
Gant ph-lf	3	0	0	0
Long lf-ff	3	0	1	1
JeGiambi dh	3	0	1	1
Byrnes ph-dh	1	0	0	0
Chavez 3b	4	0	2	0
Myers c	3	0	0	0
Hernandez ph-c	1	0	0	0
Santangelo 2b	3	0	1	0
<b>Totals</b>	<b>37</b>	<b>2</b>	<b>11</b>	<b>2</b>

<b>New York</b>	<b>ab</b>	<b>r</b>	<b>h</b>	<b>bi</b>
Knoblauch lf	5	1	2	0
Velarde dh	2	0	1	0
Justice ph-dh	2	1	1	1
Jeter ss	3	0	2	1
Williams cf	3	1	0	0
Martinez 1b	3	0	0	0
Posada c	4	1	2	0
Spencer rf	3	1	1	0
Brosius 3b	3	0	0	0
Soriano 2b	4	0	1	2
<b>Totals</b>	<b>32</b>	<b>5</b>	<b>10</b>	<b>4</b>

New York	022	300	002	9	11	1
Oakland	002	000	000	2	11	1

Oakland	110	010	000	3	7	3
New York	021	101	00x	5	10	1

**E** – Brosius, Santangelo. **DP** – New York 1. **LOB** – New York 7, Oakland 11. **2B** – Williams 2, O'Neill, Tejada, Chavez, Santangelo. **3B** - Justice. **SB** – Soriano. **CS** – Jeter. **S** – Brosius.

**E** – Ja.Giambi, Chavez, Myers, Brosius. **DP** – Oakland 1, New York 1. **LOB** – Oakland 6, New York 9. **2B** – Damon, Long, Knoblauch, Jeter. **HR** – Justice. **SH** – Velarde. **SF** – Jeter. **SB** – JeGiambi, Knoblauch, Posada. **CS** – Knoblauch, Williams.

<b>New York</b>	<b>ip</b>	<b>h</b>	<b>r</b>	<b>er</b>	<b>bb</b>	<b>so</b>
Hernandez (W)	5.2	8	2	2	2	5
Stanton	1.2	2	0	0	0	1
Mendoza	1.2	1	0	0	0	3
<b>Oakland</b>	<b>ip</b>	<b>h</b>	<b>r</b>	<b>er</b>	<b>bb</b>	<b>so</b>
Lidle (L)	3.1	5	6	4	3	0
Hiljus	0.1	0	1	1	2	0
Magnante	1.1	3	0	0	1	1
Guthrie	2.0	0	0	0	0	1
Bradford	1.0	0	0	0	0	1
Tam	1.0	3	2	2	0	0

<b>Oakland</b>	<b>ip</b>	<b>h</b>	<b>r</b>	<b>er</b>	<b>bb</b>	<b>so</b>
Mulder (L)	4.1	7	4	2	2	2
Hudson	1.2	2	1	1	0	2
Mecir	2.0	1	0	0	0	4
<b>New York</b>	<b>ip</b>	<b>h</b>	<b>r</b>	<b>er</b>	<b>bb</b>	<b>so</b>
Clemens	4.1	5	3	3	1	5
Stanton (W)	1.2	1	0	0	0	0
Mendoza	1.0	0	0	0	0	1
Rivera (S)	2.0	1	0	0	0	2

**HBP** – by Hernandez (Santangelo). **WP** – Hernandez  
**T** – 4:13. **A** – 43,681.  
**Umpires** – Layne, Hirschbeck, Kulpa, Rippley, Barrett, Danley

**HBP** – by Clemens (Tejada), by Mulder (Martinez), by Mulder (Brosius). **WP** – Clemens.  
**T** – 3:23. **A** – 56,642  
**Umpires** – Rapuano, Gibson, DeMuth, Nelson, Schrieber, Reed

# 2002 ALDS

The A's reach the post season for the third consecutive season, facing Minnesota in the ALDS. However, the A's lose in five games for the third straight year. The A's hit .288 in the series, scoring 26 runs in the five games. Scott Hatteberg leads the A's with a .500 batting average and Ray Durham hits two home runs. The A's pitching staff allows 27 runs for a 4.09 ERA.

After winning Game 1 in each of the previous two seasons, the A's drop the opener in 2002, 7-5. The A's take a 5-1 lead after two innings but Tim Hudson allows a run in the third and one of the Twins three runs in the sixth. Ted Lilly allows two runs in two-thirds of an inning for the loss and blown save. The A's win Game 2 9-1 as Eric Chavez hits a three-run home run in the first to give Mark Mulder all the runs he would need. Mulder allows a run on five hits in six innings. The series moves to Minnesota for Game 3 and the A's win 6-3 behind Barry Zito. Ray Durham leads off the game with an inside-the-park home run and Scott Hatteberg follows with a home run to mark the first time in post-season history a team has started the game with back-to-back home runs. The Twins even the series at two with an 11-2 win in Game 4. Miguel Tejada hits a two-run home run in the third inning but Tim Hudson allows two in the bottom of the inning before the Twins score seven unearned runs in the fourth to hand Hudson the loss. Minnesota then wins Game 5, 5-4. The Twins take a 2-0 lead before Ray Durham homers in the bottom of the third. The score remains 2-1 until Billy Koch allows three runs in the ninth. Mark Ellis hits a three-run home run in the bottom of the ninth.

## FINAL STATISTICS

PLAYER	AVG	G	AB	R	H	TB	2B	3B	HR	RBI	SH	SF	HP	BB	IBB	SO	SB	CS	DP	E	SLG	OBP
Byrnes	.000	2	1	0	0	0	0	0	0	0	0	0	0	0	0	1	0	0	0	0	.000	.000
Chavez	.381	5	21	3	8	11	0	0	1	5	0	0	0	2	1	1	0	0	0	0	.524	.435
Durham	.333	5	21	7	7	16	3	0	2	2	0	0	1	2	0	4	1	0	0	0	.762	.417
Dye	.400	5	20	3	8	13	2	0	1	1	0	0	0	1	0	5	0	0	0	0	.650	.429
Ellis	.368	5	19	1	7	12	2	0	1	4	0	0	0	1	0	2	0	0	0	0	1.632	.400
Hatteberg	.500	5	14	5	7	12	2	0	1	3	0	0	0	3	0	0	0	0	0	1	.857	.588
Hernandez	.059	5	17	0	1	1	0	0	0	0	0	0	0	0	0	4	0	0	1	0	.059	.059
Justice	.238	5	21	2	5	8	1	1	0	4	0	0	0	0	0	4	0	0	1	0	.381	.238
Long	.167	5	18	1	3	6	0	0	1	1	0	0	0	1	0	2	0	0	0	0	.333	.211
Mabry	.000	2	2	0	0	0	0	0	0	0	0	0	0	0	0	1	0	0	0	0	.000	.000
Myers	.000	2	1	0	0	0	0	0	0	0	0	0	0	0	0	1	0	0	0	0	.000	.000
Piatt	.333	3	3	0	1	2	1	0	0	0	0	0	0	0	0	1	0	0	0	0	.667	.333
Saenz	—	1	0	0	0	0	0	0	0	0	0	0	0	1	0	0	0	0	0	0	—	1.000
Tejada	.143	5	21	3	3	7	1	0	1	4	0	1	0	1	0	7	0	0	0	1	.333	.174
Velarde	.600	4	5	1	3	4	1	0	0	1	0	0	0	0	0	1	0	0	0	0	.800	.600
<b>Totals</b>	<b>.288</b>	<b>5</b>	<b>184</b>	<b>26</b>	<b>53</b>	<b>92</b>	<b>13</b>	<b>1</b>	<b>8</b>	<b>25</b>	<b>0</b>	<b>1</b>	<b>1</b>	<b>12</b>	<b>1</b>	<b>34</b>	<b>1</b>	<b>0</b>	<b>2</b>	<b>3</b>	<b>.500</b>	<b>.333</b>

PITCHER	W	L	ERA	G	GS	CG	GF	SHO	SV	IP	H	R	ER	HR	HB	BB	IBB	SO	WP	BK	AVG
Bowie	0	0	0.00	1	0	0	1	0	0	1.1	0	0	0	0	0	0	0	3	0	0	.000
Bradford	0	0	0.00	2	0	0	0	0	0	3.0	1	0	0	0	1	0	0	1	0	0	.111
Hudson	0	1	6.23	2	2	0	0	0	0	8.2	13	11	6	2	1	4	0	8	1	0	.333
Koch	0	0	9.00	3	0	0	3	0	1	3.0	5	3	3	1	0	2	0	3	0	0	.357
Lidle	0	0	9.00	1	0	0	0	0	0	1.0	2	1	1	0	0	0	0	0	0	0	.400
Lilly	0	1	13.50	2	0	0	0	0	0	4.0	10	6	6	1	0	1	0	3	1	0	.476
Mecir	0	0	0.00	1	0	0	1	0	0	1.0	0	0	0	0	0	0	0	2	0	0	.000
Mulder	1	1	2.08	2	2	0	0	0	0	13.0	14	3	3	1	0	3	1	12	1	0	.280
Rincon	0	0	0.00	2	0	0	0	0	0	3.0	2	0	0	0	0	0	0	2	0	0	.182
Zito	1	0	4.50	1	1	0	0	0	0	6.0	5	3	3	0	0	4	0	8	1	0	.217
<b>Totals</b>	<b>2</b>	<b>3</b>	<b>4.09</b>	<b>5</b>	<b>5</b>	<b>0</b>	<b>5</b>	<b>0</b>	<b>1</b>	<b>44.0</b>	<b>52</b>	<b>27</b>	<b>20</b>	<b>5</b>	<b>2</b>	<b>14</b>	<b>1</b>	<b>42</b>	<b>4</b>	<b>0</b>	<b>.291</b>

**Game 1 — October 1**  
**Minnesota 7, Oakland 5**

**Game 2 — October 2**  
**Oakland 9, Minnesota 1**

**Game 3 — October 4**  
**Oakland 6, Minnesota 3**

Minnesota	ab	r	h	bi
Jones lf	5	0	1	1
Guzman ss	4	1	2	0
Koskie 3b	5	1	1	3
Ortiz dh	5	0	0	0
Hunter cf	4	1	1	0
Mientkiewicz 1b	5	1	1	1
Cuddyer rf	3	1	2	1
Mohr rf	0	0	0	0
Pierzynski c	4	1	4	1
Rivas 2b	3	1	1	0
<b>Totals</b>	<b>38</b>	<b>7</b>	<b>13</b>	<b>7</b>

Oakland	ab	r	h	bi
Durham dh	5	1	2	0
Hatteberg 1b	2	2	1	1
Saenz ph-1b	0	0	0	0
Velarde ph-1b	1	0	1	0
Tejada ss	5	1	1	0
Chavez 3b	5	1	2	2
Dye rf	5	0	2	0
Justice lf	5	0	2	1
Ellis 2b	4	0	1	0
Long cf	4	0	0	0
Piatt ph	1	0	0	0
Hernandez c	4	0	0	0
<b>Totals</b>	<b>41</b>	<b>5</b>	<b>12</b>	<b>4</b>

Minnesota	012	003	100	7	13	3
Oakland	320	000	000	5	12	0

**E** – Guzman, Pierzynski, Koskie. **DP** – Oakland 1. **LOB** – Minnesota 8, Oakland 12. **2B** – Hunter, Cuddyer, Durham 2, Ellis, Jones. **3B** – Pierzynski. **HR** – Koskie, Mientkiewicz. **SH** – Rivas.

Minnesota	ip	h	r	er	bb	so
Radke (W)	5.0	8	5	1	1	3
Santana	1.2	2	0	0	1	2
Romero	1.1	1	0	0	0	1
Guardado (S)	1.0	1	0	0	1	1
Oakland	ip	h	r	er	bb	so
Hudson	5.1	8	4	4	2	4
Lilly (L)	0.2	3	2	2	1	1
Lidle	1.0	2	1	1	0	0
Rincon	1.0	0	0	0	0	0
Mecir	1.0	0	0	0	0	2

**T** – 3:44. **A** – 34,853.

**Umpires** – Davis, Meriwether, Marquez, Cousins, West, Diaz

Minnesota	ab	r	h	bi
Jones lf	3	0	1	0
Mohr lf	1	0	1	0
Guzman ss	3	1	1	1
Koskie 3b	3	0	0	0
Lecroy dh	4	0	2	0
Hunter cf	3	0	0	0
Hocking rf	1	0	1	0
Mientkiewicz 1b	4	0	0	0
Cuddyer rf	1	0	0	0
Kielty, ph-cf-ff	2	0	0	0
Pierzynski c	2	0	0	0
Prince c	2	0	0	0
Rivas 2b	2	0	1	0
<b>Totals</b>	<b>31</b>	<b>1</b>	<b>7</b>	<b>1</b>

Oakland	ab	r	h	bi
Durham dh	3	3	1	0
Hatteberg 1b	4	1	2	1
Mabry ph-1b	1	0	0	0
Tejada ss	4	1	1	1
Chavez 3b	4	2	2	3
Dye rf	4	1	1	0
Justice lf	5	1	2	3
Byrnes lf	0	0	0	0
Ellis 2b	4	0	3	1
Long cf	4	0	2	0
Hernandez c	4	0	0	0
<b>Totals</b>	<b>37</b>	<b>9</b>	<b>14</b>	<b>9</b>

Minnesota	000	001	000	1	7	1
Oakland	300	510	00x	9	14	0

**E** – Jones. **DP** – Minnesota 1, Oakland 2. **LOB** – Minnesota 7, Oakland 9. **2B** – Hatteberg, Dye, Tejada, Ellis, Durham, Mohr. **3B** – Justice. **HR** – Chavez, Guzman. **SH** – Guzman.

Minnesota	ip	h	r	er	bb	so
Mays (L)	3.2	9	6	6	2	1
Fiore	1.1	4	3	3	2	0
Lohse	2.0	1	0	0	0	2
Hawkins	1.0	0	0	0	0	2
Oakland	ip	h	r	er	bb	so
Mulder (W)	6.0	5	1	1	2	3
Bradford	2.0	1	0	0	0	1
Reed	1.0	1	0	0	0	1

**HBP** – by Mays (Durham), by Bradford (Koskie). **WP** – Fiore.

**T** – 3:04. **A** – 31,953.

**Umpires** – Meriwether, Marquez, Cousins, West, Diaz, Davis

Oakland	ab	r	h	bi
Durham dh	4	2	1	1
Hatteberg 1b	2	1	1	1
Velarde ph-1b	2	1	1	1
Tejada ss	4	0	0	1
Chavez 3b	4	0	1	0
Dye rf	4	1	1	1
Justice lf	4	0	0	0
Ellis 2b	4	0	1	0
Long cf	3	1	1	1
Hernandez c	4	0	1	0
<b>Totals</b>	<b>35</b>	<b>6</b>	<b>9</b>	<b>6</b>

Minnesota	ab	r	h	bi
Jones lf	4	1	2	0
Guzman ss	4	0	0	0
Koskie 3b	5	1	1	1
Ortiz dh	3	0	0	0
Kielty ph	1	0	0	0
Hunter cf	4	1	2	1
Mientkiewicz 1b	3	0	1	0
Cuddyer rf	4	0	1	0
Pierzynski c	3	0	1	1
Rivas 2b	3	0	0	0
Hocking ph	1	0	0	0
<b>Totals</b>	<b>35</b>	<b>3</b>	<b>8</b>	<b>3</b>

Oakland	200	101	200	6	9	1
Minnesota	000	120	000	3	8	0

**E** – Ellis. **LOB** – Oakland 7, Minnesota 9. **2B** – Hunter, Velarde, Jones. **3B** – Koskie. **HR** – Durham, Hatteberg, Long, Dye. **SF** – Tejada. **SB** – Guzman.

Oakland	ip	h	r	er	bb	so
Zito (W)	6.0	5	3	3	4	8
Rincon	2.0	2	0	0	0	2
Koch (S)	1.0	1	0	0	0	0
Minnesota	ip	h	r	er	bb	so
Reed (L)	5.0	6	4	4	2	8
Santana	1.1	1	2	2	1	0
Jackson	0.2	1	0	0	0	0
Romero	1.0	1	0	0	1	0
Hawkins	1.0	0	0	0	0	2

Reed pitched to 1 batter in the 6th

**WP** – Zito. **T** – 3:26. **A** – 55,932

**Umpires** – Joyce, Winters, McClelland, Culbreth, Crawford, Eddings

**Game 4 — October 5**  
**Minnesota 11, Oakland 2**

**Game 5 — October 6**  
**Minnesota 5, Oakland 4**

<b>Oakland</b>	<b>ab</b>	<b>r</b>	<b>h</b>	<b>bi</b>	<b>Minnesota</b>	<b>ab</b>	<b>r</b>	<b>h</b>	<b>bi</b>
Durham dh	4	0	0	0	Jones lf	5	0	0	0
Hatteberg 1b	3	1	1	0	Guzman ss	5	2	3	0
Tejada ss	4	1	1	2	Koskie 3b	4	0	0	0
Chavez 3b	4	0	1	0	LeCroy dh	3	1	2	1
Dye rf	3	0	3	0	Ortiz ph	2	0	1	1
Mabry rf	1	0	0	0	Hunter cf	5	0	1	0
Justice lf	3	0	0	0	Mientkiewicz 1b	4	0	0	0
Piatt lf	1	0	1	0	Cuddyer rf	2	0	2	0
Ellis 2b	3	0	0	0	Mohr rf	0	1	0	0
Myers c	1	0	0	0	Pierzynski c	4	1	1	2
Long cf	3	0	0	0	Hocking 2b	4	0	2	1
Byrnes ph	1	0	0	0	<b>Totals</b>	<b>38</b>	<b>5</b>	<b>12</b>	<b>5</b>
Hernandez c	3	0	0	0	<b>Oakland</b>	<b>ab</b>	<b>r</b>	<b>h</b>	<b>bi</b>
Velarde 2b	0	0	0	0	Durham dh	5	1	3	1
<b>Totals</b>	<b>34</b>	<b>2</b>	<b>7</b>	<b>2</b>	Hatteberg 1b	3	0	1	0
<b>Minnesota</b>	<b>ab</b>	<b>r</b>	<b>h</b>	<b>bi</b>	Piatt ph	1	0	0	0
Jones lf	3	2	1	0	Myers c	0	0	0	0
Kielty ph-rf	1	0	0	0	Tejada ss	4	0	0	0
Guzman ss	5	1	0	1	Chavez 3b	4	0	2	0
Koskie 3b	4	1	1	1	Dye rf	4	1	1	0
Ortiz dh	3	0	2	1	Justice lf	4	1	1	0
LeCroy ph	2	0	0	0	Ellis 2b	4	1	2	3
Hunter cf	4	2	2	1	Long cf	4	0	0	0
Mientkiewicz 1b	4	2	3	3	Hernandez c	2	0	0	0
Cuddyer rf	3	0	0	0	Velarde ph-1b	2	0	1	0
Mohr rf-lf	1	0	1	0	<b>Totals</b>	<b>37</b>	<b>4</b>	<b>11</b>	<b>4</b>
Pierzynski c	3	2	1	0	Minnesota	011	000	003	5 12 0
Rivas 2b	4	1	1	0	Oakland	001	000	003	4 11 0
<b>Totals</b>	<b>37</b>	<b>11</b>	<b>12</b>	<b>7</b>					

Oakland 002 000 000 2 7 2  
 Minnesota 002 700 20x 11 12 0

**E** – Tejada, Hatteberg. **LOB** – Oakland 6, Minnesota 5. **2B** – Hatteberg, Jones, Ortiz, Dye, Hunter, Rivas, Piatt. **HR** - Tejada, Mientkiewicz.

<b>Oakland</b>	<b>ip</b>	<b>h</b>	<b>r</b>	<b>er</b>	<b>bb</b>	<b>so</b>
Hudson (L)	3.1	5	7	2	2	4
Lilly	3.1	7	4	4	0	2
Bowie	1.1	0	0	0	0	3
<b>Minnesota</b>	<b>ip</b>	<b>h</b>	<b>r</b>	<b>er</b>	<b>bb</b>	<b>so</b>
Milton (W)	7.0	6	2	2	1	3
Lohse	2.0	1	0	0	0	3

**HBP** – by Hudson (Jones). **WP** – Hudson, Lilly.  
**T** – 3:20. **A** – 55,960  
**Umpires** – Winters, McClelland, Culbreth, Crawford, Eddings, Joyce.

**DP** – Minnesota 1. **LOB** – Minnesota 9, Oakland 6. **2B** – Guzman 2, Hunter, Hocking, LeCroy, Justice. **HR** - Durham, Pierzynski, Ellis. **SB** – Durham, Guzman.

<b>Minnesota</b>	<b>ip</b>	<b>h</b>	<b>r</b>	<b>er</b>	<b>bb</b>	<b>so</b>
Radke (W)	6.2	6	1	1	0	4
Romero	1.0	1	0	0	0	1
Hawkins	0.1	0	0	0	0	1
Guardado	1.0	4	3	3	0	0
<b>Oakland</b>	<b>ip</b>	<b>h</b>	<b>r</b>	<b>er</b>	<b>bb</b>	<b>so</b>
Mulder (L)	7.0	9	2	2	1	9
Bradford	1.0	0	0	0	0	0
Koch	1.0	3	3	3	2	2

**WP** – Mulder. **T** – 3:23. **A** – 32,146.  
**Umpires** – West, Diaz, Davis, Meriwether, Marquez, Cousins.

# 2003 ALDS

The A's reach the post season for the fourth consecutive season, facing Boston in the ALDS. However, the A's lose in five games for the fourth straight year. The A's hit .213 in the series and outscore the Red Sox 18-17. Eric Byrnes leads the A's with a .462 batting average. The A's pitching staff records a 2.98 ERA and Ted Lilly does not allow a run in 9.0 innings.

The A's win Game 1 in 12 innings as Ramon Hernandez has a bases loaded two-out bunt single in the bottom of the 12th for a 5-4 win. Erubiel Durazo sends the game into extra innings with a two-out RBI single in the bottom of the ninth. Oakland takes a 2-0 lead in the series with a 5-1 win in Game 2. The A's score all five of their runs in the second inning, highlighted by a Hernandez RBI single and an Eric Byrnes two-run double. Barry Zito allows one run on five hits in 7.0 innings and strikes out nine for the win. The series moves to Boston for Game 3 and the Sox win 3-1 in 11 innings on a two-run pinch hit home run by Trot Nixon. The A's trail 1-0 after five innings before tying the game with a run in the sixth inning, an inning in which Byrnes is tagged out after failing to touch home and Miguel Tejada is tagged out between third and home after stopping after being obstructed. The A's lose Game 4, 5-4, after starting pitcher Tim Hudson is injured after one inning. The A's lead 4-2 entering the bottom of the sixth but Boston scores a run in the sixth and two more in the eighth off Keith Foulke for the win. Barry Zito has a two-hit shutout after five innings in Game 5 but the Red Sox score four times in the sixth inning off him for a 4-3 win.

## FINAL STATISTICS

PLAYER	AVG	G	AB	R	H	TB	2B	3B	HR	RBI	SH	SF	HP	BB	IBB	SO	SB	CS	DP	E	SLG	OBP
Byrnes	.462	5	13	2	6	7	1	0	0	2	0	0	0	0	0	5	1	0	0	0	.538	.462
Chavez	.045	5	22	1	1	2	1	0	0	0	0	0	0	1	1	3	1	0	0	2	.091	.087
Durazo	.238	5	21	3	5	7	2	0	0	3	0	0	0	3	0	4	0	0	0	0	.333	.333
Dye	.231	4	13	2	3	6	0	0	1	3	0	0	1	0	0	2	0	0	0	0	.462	.286
Ellis	.118	5	17	2	2	2	0	0	0	0	0	0	1	4	0	7	0	0	0	1	.118	.318
Guillen	.455	4	11	1	5	6	1	0	0	1	0	0	0	3	0	2	0	0	0	0	.545	.571
Hatteberg	.176	5	17	3	3	3	0	0	0	0	0	0	0	5	0	3	0	0	0	0	.176	.364
Hernandez	.200	4	15	1	3	3	0	0	0	2	1	0	1	2	0	1	0	0	0	1	.200	.333
Long	.250	4	8	0	2	2	0	0	0	0	0	0	0	1	1	3	0	0	0	0	.250	.333
McMillon	.167	3	6	0	1	1	0	0	0	1	0	0	0	1	0	1	0	0	0	0	.167	.286
Melhuse	.600	2	5	1	3	5	0	1	0	1	0	0	0	0	0	1	0	0	0	0	1.000	.600
Menechino	-	1	0	0	0	0	0	0	0	0	0	0	0	0	0	0	0	0	0	0	-	-
Singleton	.286	2	7	2	2	4	2	0	0	0	0	0	1	1	0	1	1	0	0	0	.571	.444
Tejada	.087	5	23	0	2	3	1	0	0	2	0	0	0	0	0	4	0	0	0	1	.130	.087
<b>Totals</b>	<b>.213</b>	<b>5</b>	<b>178</b>	<b>18</b>	<b>38</b>	<b>51</b>	<b>8</b>	<b>1</b>	<b>1</b>	<b>15</b>	<b>1</b>	<b>0</b>	<b>4</b>	<b>21</b>	<b>2</b>	<b>37</b>	<b>3</b>	<b>0</b>	<b>0</b>	<b>5</b>	<b>.287</b>	<b>.310</b>

PITCHER	W	L	ERA	G	GS	CG	GF	SHO	SV	IP	H	R	ER	HR	HB	BB	IBB	SO	WP	BK	AVG
Bradford	0	0	0.00	4	0	0	0	0	0	3.2	4	0	0	0	0	2	2	5	0	0	.286
Foulke	0	1	3.60	3	0	0	2	0	0	5.0	4	2	2	0	0	2	1	3	0	0	.211
Harden	1	1	13.50	2	0	0	2	0	0	1.1	2	2	2	1	0	2	1	1	1	0	.333
Hudson	0	0	3.52	2	2	0	0	0	0	7.2	10	3	3	2	0	1	0	6	0	0	.323
Lilly	0	0	0.00	2	1	0	0	0	0	9.0	2	1	0	0	1	2	0	7	0	0	.065
Mecir	0	0	0.00	1	0	0	0	0	0	0.2	1	0	0	0	0	1	1	0	0	0	.333
Rincon	0	0	4.50	4	0	0	1	0	0	4.0	4	2	2	2	0	1	0	3	0	0	.267
Sparks	0	0	4.50	1	0	0	0	0	0	4.0	2	2	2	1	0	3	0	1	0	0	.143
Zito	1	1	3.46	2	2	0	0	0	0	13.0	9	5	5	2	1	4	0	13	0	0	.191
<b>Totals</b>	<b>2</b>	<b>3</b>	<b>2.98</b>	<b>5</b>	<b>5</b>	<b>0</b>	<b>5</b>	<b>0</b>	<b>0</b>	<b>48.1</b>	<b>38</b>	<b>17</b>	<b>16</b>	<b>8</b>	<b>2</b>	<b>18</b>	<b>5</b>	<b>39</b>	<b>1</b>	<b>0</b>	<b>.211</b>

**Game 1 — October 1**  
**Oakland 5, Boston 4 (12)**

**Game 2 — October 2**  
**Oakland 5, Boston 1**

**Game 3 — October 4**  
**Boston 3, Oakland 1 (11)**

Boston	ab	r	h	bi
Damon cf	5	0	1	0
GarciaParra ss	5	1	2	0
Walker 2b	5	2	4	3
Jackson 2b	1	0	0	0
Ramirez lf	5	0	0	0
Ortiz dh	5	0	0	0
Millar 1b	6	0	2	0
Mueller 3b	5	0	1	0
Nixon rf	3	0	0	0
McCarthy ph	0	0	0	0
Brown ph-rf	1	0	0	0
Kapler ph-rf	2	0	0	0
Varitek c	3	1	2	1
<b>Totals</b>	<b>46</b>	<b>4</b>	<b>12</b>	<b>4</b>

Oakland	ab	r	h	bi
Ellis 2b	4	1	1	0
Durazo dh	4	1	2	3
Chavez 3b	6	1	0	0
Tejada ss	6	0	1	1
Hatteberg 1b	4	0	0	0
Guillen lf	3	0	1	0
Long ph-lf-rf	2	0	0	0
Hernandez c	4	0	2	1
Dye rf	3	0	0	0
McMillon ph	0	0	0	0
Byrnes pr-lf	1	1	0	0
Singleton cf	4	1	1	0
<b>Totals</b>	<b>41</b>	<b>5</b>	<b>8</b>	<b>5</b>

Boston 100 010 200 000 412 2  
 Oakland 003 000 001 001 5 8 0

**E** – Martinez, Walker. **DP** – Boston 1, Oakland 1. **LOB** – Boston 13, Oakland 12. **2B** – Singleton, Durazo, Mueller. **HR** – Walker 2, Varitek. **SB** – Damon, Singleton, Chavez.

Boston	ip	h	r	er	bb	so
Martinez	7.0	6	3	3	4	3
Timlin	1.0	0	0	0	0	2
Kim	0.2	0	1	1	1	1
Embree	0.1	1	0	0	0	0
Williamson	1.0	0	0	0	1	2
Lowe (L)	1.2	1	1	1	4	2
Oakland	ip	h	r	er	bb	so
Hudson	6.2	10	3	3	1	5
Rincon	0.2	2	1	1	1	1
Bradford	0.2	0	0	0	1	1
Foulke	3.0	0	0	0	2	3
Harden (W)	1.0	0	0	0	2	1

**HBP** - by Kim (Singleton). **WP** - Harden  
**T** – 4:37. **A** – 50,606.

**Umpires** – Marsh, Cooper, Bell, Darling, Welke, Gibson

Boston	ab	r	h	bi
Damon cf	4	0	2	1
GarciaParra ss	3	0	1	0
Walker 2b	4	0	0	0
Ramirez lf	3	0	1	0
Ortiz dh	4	0	0	0
Millar 1b	4	0	0	0
Mueller 3b	4	0	1	0
Kapler rf	3	0	0	0
Varitek ph	1	0	0	0
Mirabelli c	3	1	1	0
<b>Totals</b>	<b>33</b>	<b>1</b>	<b>6</b>	<b>1</b>

Oakland	ab	r	h	bi
Ellis 2b	2	1	0	0
Durazo dh	4	0	1	0
Chavez 3b	4	0	0	0
Tejada ss	4	0	0	0
Hatteberg 1b	4	0	1	0
Guillen lf	1	1	0	0
Long lf	1	0	1	0
Hernandez c	4	1	1	1
Dye rf	3	1	0	0
Byrnes cf	4	1	2	2
<b>Totals</b>	<b>31</b>	<b>5</b>	<b>6</b>	<b>3</b>

Boston 001 000 000 1 6 1  
 Oakland 050 000 00x 5 6 0

**E** – Walker. **LOB** – Boston 7, Oakland 7.  
**2B** – Byrnes, Mirabelli, Damon.

Boston	ip	h	r	er	bb	so
Wakefield (L)	6.0	4	5	3	3	7
Embree	1.0	0	0	0	0	0
Williamson	1.0	2	0	0	0	1
Oakland	ip	h	r	er	bb	so
Zito (W)	7.0	5	1	1	2	9
Bradford	1.0	0	0	0	0	1
Foulke	1.0	1	0	0	0	0

**HBP** - by Wakefield (Dye, Ellis). **PB** - Mirabelli.

**T** – 2:37. **A** – 36,305.

**Umpires** – Cooper, Bell, Darling, Welke, Gibson, Marsh

Oakland	ab	r	h	bi
McMillon lf	5	0	0	0
Durazo dh	4	1	0	0
Tejada ss	5	0	0	0
Chavez 3b	4	0	0	0
Hernandez c	5	0	0	0
Hatteberg 1b	4	0	1	0
Ellis 2b	4	0	1	0
Long rf	4	0	1	0
Byrnes cf	4	0	3	0
<b>Totals</b>	<b>39</b>	<b>1</b>	<b>6</b>	<b>0</b>

Boston	ab	r	h	bi
Damon cf	4	0	1	0
GarciaParra ss	4	0	2	0
Mueller 3b	5	0	0	0
Ramirez lf	4	0	0	0
Ortiz dh	4	0	0	0
Millar 1b	4	0	1	0
Varitek c	4	1	1	0
Brown pr	0	0	0	0
Mirabelli c	1	1	1	0
Kapler rf	4	0	0	0
Nixon ph	1	1	1	2
Jackson 2b	3	0	0	0
Walker ph-2b	1	0	0	0
<b>Totals</b>	<b>39</b>	<b>3</b>	<b>7</b>	<b>2</b>

Oakland 000 001 000 00 1 6 4  
 Boston 010 000 000 02 3 7 2

**E** – Tejada, Chavez 2, Hernandez, Lowe, GarciaParra. **DP** - Oakland 2. **LOB** – Oakland 7, Boston 10. **2B** – Damon. **HR** - Nixon. **SB** – Byrnes, GarciaParra.

Oakland	ip	h	r	er	bb	so
Lilly	7.0	2	1	0	2	5
Bradford	1.2	2	0	0	1	2
Rincon	0.2	0	0	0	0	1
Mecir	0.2	1	0	0	1	0
Harden (L)	0.1	2	2	2	0	0
Boston	ip	h	r	er	bb	so
Lowe	7.0	6	1	0	2	2
Timlin	3.0	0	0	0	0	3
Williamson (W)	1.0	0	0	0	0	2

**HBP** – by Lilly (Damon). **T** – 3:42. **A** – 35,460.

**Umpires** – Emmel, Davis, Joyce, Welke, Montague, Barrett



**Game 4 — October 5**  
**Boston 5, Oakland 4**

**Game 5 — October 6**  
**Boston 4, Oakland 3**

Oakland	ab	r	h	bi
Ellis 2b	4	0	0	0
Durazo dh	5	0	1	0
Chavez 3b	4	0	1	0
Tejada ss	4	0	0	0
Hatteberg 1b	3	2	1	0
Guillen lf	4	0	2	0
Melhuse c	4	1	3	1
Dye rf	4	1	2	3
Byrnes cf	4	0	1	0
<b>Totals</b>	<b>36</b>	<b>4</b>	<b>11</b>	<b>4</b>

Boston	ab	r	h	bi
Damon cf	4	1	1	2
GarciaParra ss	4	1	1	0
Walker 2b	4	1	1	1
Jackson 2b	0	0	0	0
Ramirez lf	4	1	2	0
Ortiz dh	4	0	1	2
Brown pr	0	0	0	0
Millar 1b	3	0	0	0
Nixon rf	2	0	1	0
Mueller 3b	2	0	0	0
Varitek c	3	1	0	0
<b>Totals</b>	<b>30</b>	<b>5</b>	<b>7</b>	<b>5</b>

Oakland	010	003	000	4	11	1
Boston	002	001	02x	5	7	0

**E** – Ellis. **DP** - Oakland 1, Boston 1. **LOB** – Oakland 7, Boston 4. **2B** – Chavez, GarciaParra, Ortiz. **3B** - Melhuse. **HR** - Damon, Dye, Walker.

Oakland	ip	h	r	er	bb	so
Hudson	1.0	0	0	0	0	1
Sparks	4.0	2	2	2	3	1
Rincon	2.0	2	1	1	0	0
Foulke (L)	1.0	3	2	2	0	0
Boston	ip	h	r	er	bb	so
Burke	5.1	9	4	4	2	1
Wakefield	1.2	2	0	0	0	0
Williamson (W)	2.0	0	0	0	0	3

**T** – 3:02. **A** – 35,048  
**Umpires** – Davis, Joyce, Welke, Montague, Barrett, Emmel

Boston	ab	r	h	bi
Damon cf	2	1	1	0
Brown ph-cf	1	0	0	0
GarciaParra ss	4	0	0	0
Walker 2b	2	1	0	0
Jackson 2b	1	0	0	0
Ramirez lf	4	1	1	3
Ortiz dh	4	0	1	0
Kapler pr	0	0	0	0
Millar 1b	4	0	2	0
Mueller 3b	3	0	0	0
Nixon rf	4	0	0	0
Varitek c	3	1	1	1
<b>Totals</b>	<b>32</b>	<b>4</b>	<b>6</b>	<b>4</b>

Oakland	ab	r	h	bi
Ellis 2b	3	0	0	0
McMillon ph	1	0	1	1
Menechino pr-2b	0	0	0	0
Long ph	1	0	0	0
Durazo dh	4	1	1	0
Chavez 3b	4	0	0	0
Tejada ss	4	0	1	1
Hatteberg 1b	2	1	0	0
Byrnes pr	0	0	0	0
Guillen lf	3	0	2	1
Hernandez c	2	0	0	0
Dye rf	3	0	1	0
Melhuse ph	1	0	0	0
Singleton cf	3	1	1	0
<b>Totals</b>	<b>31</b>	<b>3</b>	<b>7</b>	<b>3</b>

Boston	000	004	000	4	6	0
Oakland	000	101	010	3	7	0

**DP** – Boston 1. **LOB** – Boston 4, Oakland 7. **2B** – Guillen, Durazo, Tejada, Singleton. **HR** - Varitek, Ramirez. **SH** - Hernandez. **SB** – Damon.

Boston	ip	h	r	er	bb	so
Martinez (W)	7.0	7	3	3	1	6
Embree	0.2	0	0	0	0	0
Timlin	0.1	0	0	0	0	0
Williamson	0.0	0	0	0	2	0
Lowe (S)	1.0	0	0	0	1	2
Oakland	ip	h	r	er	bb	so
Zito (L)	6.0	4	4	4	2	4
Lilly	2.0	0	0	0	0	2
Bradford	0.1	2	0	0	0	1
Rincon	0.2	0	0	0	0	1

**HBP** – by Martinez (Hernandez), by Zito (Walker). **T** – 3:05. **A** – 49,397.  
**Umpires** – Welke, Gibson, Marsh, Cooper, Bell, Darling

## 2006 ALDS

The A's returned to postseason play for the fifth time in seven years and won a postseason series for the first time since the 1990 ALCS by sweeping Minnesota three games to none in the ALDS. Snapped a six series postseason losing streak and a nine-game losing streak in potential postseason clinching games, which was the longest such streak in Major League history. The A's batted .245 in the series and compiled a 2.33 ERA while outscoring the Twins 16-7. Frank Thomas led the A's with a .500 batting average and two home runs and Marco Scutaro topped the club with six RBI.

The A's win Game 1 in Minnesota, 3-2 as Barry Zito allows just one run on four hits in eight innings for the win. Frank Thomas homers and Marco Scutaro adds a RBI double in the second inning and Zito takes a two-hit shutout into the seventh inning before allowing a home run to Rondell White. Thomas homers again in the ninth inning for an important insurance run as Huston Street allows a run in the bottom of the ninth for the save. The A's win Game 2 by a 5-2 score. Oakland scores twice in the fifth inning on a Scutaro RBI double and a Jason Kendall RBI single, but Esteban Loaiza allows back-to-back home runs to Michael Cuddyer and Justin Morneau in the sixth inning. Mark Kotsay then hits a two-run inside-the-park home run in the seventh inning to give the A's the lead for good. The series moves to Oakland for Game 3 and the A's complete the sweep with an 8-3 win. Scutaro doubles twice and has four RBI and Milton Bradley and Eric Chavez homer. Dan Haren allows two runs in six innings for the win.

### FINAL STATISTICS

PLAYER	AVG	G	AB	R	H	TB	2B	3B	HR	RBI	SH	SF	HP	BB	IBB	SO	SB	CS	DP	E	SLG	OBP
Bradley	.077	3	13	1	1	4	0	0	1	2	0	0	0	0	0	1	0	0	1	0	.308	.077
Chavez	.200	3	10	2	2	6	1	0	1	1	0	0	0	2	0	4	0	0	0	.600	.333	
Ellis	.286	2	7	0	2	2	0	0	0	0	0	0	0	0	0	2	0	0	0	.286	.286	
Jimenez	.000	2	4	0	0	0	0	0	0	0	0	0	0	0	0	1	0	0	0	.000	.000	
Kendall	.214	3	14	1	3	4	1	0	0	1	0	0	0	0	0	4	0	0	1	.286	.214	
Kotsay	.143	3	14	2	2	5	0	0	1	2	0	0	0	0	0	2	0	0	1	.357	.143	
Payton	.333	3	12	3	4	4	0	0	0	0	0	0	0	0	0	1	0	0	0	.333	.333	
Scutaro	.333	3	12	1	4	8	4	0	0	6	0	0	0	0	1	0	0	0	0	.667	.333	
Swisher	.300	3	10	3	3	5	2	0	0	1	0	0	0	2	0	2	0	0	0	.500	.417	
Thomas	.500	3	10	3	5	12	1	0	2	2	0	0	0	2	1	1	0	0	0	1.200	.583	
<b>Totals</b>	<b>.245</b>	<b>3</b>	<b>106</b>	<b>16</b>	<b>26</b>	<b>50</b>	<b>9</b>	<b>0</b>	<b>5</b>	<b>15</b>	<b>0</b>	<b>0</b>	<b>0</b>	<b>6</b>	<b>1</b>	<b>19</b>	<b>0</b>	<b>0</b>	<b>2</b>	<b>1</b>	<b>.472</b>	<b>.286</b>

PITCHER	W	L	ERA	G	GS	CG	GF	SHO	SV	IP	H	R	ER	HR	HB	BB	IBB	SO	WP	BK	AVG
Calero	1	0	0.00	1	0	0	0	0	0	1.0	0	0	0	0	0	1	0	1	0	0	.000
Duchscherer	0	0	2.25	2	0	0	0	0	0	4.0	1	1	1	1	0	0	0	4	0	0	.077
Haren	1	0	3.00	1	1	0	0	0	0	6.0	9	2	2	1	0	1	0	2	0	0	.375
Loaiza	0	0	3.60	1	1	0	0	0	0	5.0	8	2	2	2	0	0	0	2	0	0	.348
Street	0	0	3.00	3	0	0	3	0	2	3.0	4	1	1	0	0	1	0	1	0	0	.333
Zito	1	0	1.13	1	1	0	0	0	0	8.0	4	1	1	1	0	3	0	1	0	0	.154
<b>Totals</b>	<b>3</b>	<b>0</b>	<b>2.33</b>	<b>3</b>	<b>3</b>	<b>0</b>	<b>3</b>	<b>0</b>	<b>2</b>	<b>27.0</b>	<b>26</b>	<b>7</b>	<b>7</b>	<b>5</b>	<b>0</b>	<b>6</b>	<b>0</b>	<b>11</b>	<b>0</b>	<b>0</b>	<b>.257</b>

**Game 1 — October 3**  
Oakland 3, Minnesota 2

**Game 2 — October 4**  
Oakland 5, Minnesota 2

**Game 3 — October 6**  
Oakland 8, Minnesota 3

Oakland	ab	r	h	bi
Kendall c	4	0	0	0
Kotsay cf	4	0	1	0
Bradley rf	4	0	0	0
Thomas dh	4	2	3	2
Chavez 3b	4	0	0	0
Payton lf	4	1	1	0
Swisher 1b	3	0	1	0
Scutaro ss	4	0	1	1
Ellis 2b	3	0	0	0
<b>Totals</b>	<b>34</b>	<b>3</b>	<b>7</b>	<b>3</b>

Oakland	ab	r	h	bi
Kendall c	5	1	2	1
Kotsay cf	5	1	1	2
Bradley rf	4	0	0	0
Thomas dh	3	0	1	0
Chavez 3b	4	0	0	0
Payton lf	4	0	2	0
Swisher 1b	4	2	2	0
Scutaro ss	4	1	1	1
Ellis 2b	4	0	2	0
Jimenez 2b	0	0	0	0
<b>Totals</b>	<b>37</b>	<b>5</b>	<b>11</b>	<b>4</b>

Minnesota	ab	r	h	bi
Castillo 2b	5	0	1	0
Punto 3b	4	0	1	0
Mauer c	4	0	1	0
Cuddyer rf	4	0	0	0
Morneau 1b	4	2	3	1
Hunter cf	3	1	2	1
White lf	4	0	3	1
Ford pr	0	0	0	0
Tyner dh	3	0	0	0
Bartlett ss	4	0	1	0
<b>Totals</b>	<b>35</b>	<b>3</b>	<b>12</b>	<b>3</b>

Minnesota	ab	r	h	bi
Castillo 2b	2	0	1	0
Punto 3b	3	0	0	0
Mauer c	3	0	0	0
Cuddyer rf	4	1	1	0
Morneau 1b	4	0	0	0
Hunter cf	4	0	0	1
White lf	4	1	2	1
Nevin dh	3	0	0	0
Bartlett ss	3	0	1	0
<b>Totals</b>	<b>30</b>	<b>2</b>	<b>5</b>	<b>2</b>

Minnesota	ab	r	h	bi
Castillo 2b	4	0	1	0
Punto 3b	5	0	1	0
Mauer c	4	0	1	0
Cuddyer rf	4	1	2	1
Morneau 1b	4	1	2	1
Hunter cf	4	0	1	0
White lf	4	0	0	0
Tyner dh	3	0	0	0
Bartlett ss	4	0	1	0
<b>Totals</b>	<b>36</b>	<b>2</b>	<b>9</b>	<b>2</b>

Oakland	ab	r	h	bi
Kendall c	5	0	1	0
Kotsay cf	5	1	0	0
Bradley rf	5	1	1	2
Thomas dh	3	1	1	0
Chavez 3b	2	2	2	1
Payton lf	4	2	1	0
Swisher 1b	3	1	0	1
Scutaro ss	4	0	2	4
Jimenez 2b	4	0	0	0
<b>Totals</b>	<b>35</b>	<b>8</b>	<b>8</b>	<b>8</b>

Oakland	020	000	001	3	7	0
Minnesota	000	000	101	2	5	2

Oakland	000	020	201	5	11	0
Minnesota	000	002	000	2	9	0

Minnesota	000	101	010	3	12	3
Oakland	022	000	40x	8	8	1

E – Bartlett, Cuddyer. **DP** - Minnesota 1. **LOB** – Oakland 5, Minnesota 5. **2B** – Scutaro, White, Bartlett. **3B** – Cuddyer. **HR** - Thomas 2, White. **SH** – Punto. **CS** – Castillo.

**DP** - Minnesota 1. **LOB** – Oakland 6, Minnesota 9. **2B** – Kendall, Thomas, Swisher 2, Scutaro. **HR** - Kotsay, Cuddyer, Morneau. **SB** – Tyner.

E – Bartlett, Morneau, Radke, Kendall. **DP** – Oakland 2. **LOB** – Minnesota 7, Oakland 7. **2B** – Morneau, Hunter, Chavez, Scutaro 2. **HR** - Morneau, Hunter, Bradley, Chavez. **SH** - Hunter.

Oakland	ip	h	r	er	bb	so
Zito (W)	8.0	4	1	1	3	1
Street (S)	1.0	1	1	1	0	0
<b>Minnesota</b>	<b>ip</b>	<b>h</b>	<b>r</b>	<b>er</b>	<b>bb</b>	<b>so</b>
Santana	8.0	5	2	2	1	8
Crain	0.2	2	1	1	0	0
Neshek	0.1	0	0	0	0	1

Oakland	ip	h	r	er	bb	so
Loaiza	5.0	8	2	2	0	2
Calero (W)	1.0	0	0	0	1	1
Duchscherer	2.0	0	0	0	0	3
Street (S)	1.0	1	0	0	1	1
<b>Minnesota</b>	<b>ip</b>	<b>h</b>	<b>r</b>	<b>er</b>	<b>bb</b>	<b>so</b>
Bonser	6.0	7	2	2	1	3
Neshek (L)	0.2	1	1	1	0	0
Reyes	0.1	1	1	1	0	0
Rincon	1.1	1	1	1	0	3
Nathan	0.2	1	0	0	0	1

Minnesota	ip	h	r	er	bb	so
Radke (L)	4.0	5	4	3	1	2
Perkins	0.1	2	0	0	0	0
Rincon	1.2	0	0	0	0	0
Reyes	0.2	0	2	0	2	0
Crain	0.1	1	2	0	1	1
Guerrier	1.0	0	0	0	0	0
<b>Oakland</b>	<b>ip</b>	<b>h</b>	<b>r</b>	<b>er</b>	<b>bb</b>	<b>so</b>
Haren (W)	6.0	9	2	2	1	2
Duchscherer	2.0	1	1	1	0	1
Street	1.0	2	0	0	0	0

T – 2:19. **A** – 55,542.  
**Umpires** – Marsh, Danley, Everitt, Rapuano, Tschida, Randazzo.

Loaiza pitched to two batters in the 6th.  
**WP** – Nathan.  
T – 3:02. **A** – 55,710  
**Umpires** – Danley, Everitt, Rapuano, Tschida, Randazzo, Marsh.

T – 2:55. **A** – 35,694.  
**Umpires** – Everitt, Rapuano, Tschida, Randazzo, Marsh, Danley

# 2006 ALCS

The A's return to the American League Championship Series for the first time since 1992 and the 11th time overall, but are swept in four games by Detroit. The A's hit .221 in the series and scored just nine runs in the four games. Milton Bradley drives in five of those runs and homers twice while batting a team leading .500. The A's pitching staff allows 22 runs for a 5.71 ERA.

The A's lose Game 1 in Oakland by a score of 5-1. Barry Zito takes the loss, allowing five runs on seven hits in 3 2/3 innings, but the A's bullpen blanks the Tigers the rest of the way. The A's are limited to a run on eight hits by four Detroit pitchers. Milton Bradley homers from both sides of the plate and is 4 for 5 with four RBI in Game 2 but the A's lose, 8-5. Esteban Loaiza allows seven runs on nine hits in six innings for the loss. The series moves to Detroit for Game 3 and Kenny Rogers and the Tigers bullpen shutout the A's on two hits, 3-0. Jason Kendall singles to start the game and Marco Scutaro has a one out single in the fifth for the A's only hits. Rich Harden takes the loss, allowing three runs on five hits and five walks in 5 2/3 innings. The Tigers complete the sweep in Game 4 with a 6-3 win. Milton Bradley and Eric Chavez have RBI doubles in the first inning to give the A's a 2-0 lead and Jay Payton adds a solo home run in the fourth inning to make the score 3-0. Dan Haren shuts out Detroit on two hits over the first four innings before allowing two runs in the fifth and one in the sixth. The game remains tied at three entering the bottom of the ninth when Huston Street allows a two-out three-run home run to Magglio Ordonez for the loss.

## FINAL STATISTICS

PLAYER	AVG	G	AB	R	H	TB	2B	3B	HR	RBI	SH	SF	HP	BB	IBB	SO	SB	CS	DP	E	SLG	OBP
Bradley	.500	4	18	4	9	17	2	0	2	5	0	0	0	0	0	2	0	0	1	0	.944	.500
Chavez	.231	4	13	1	3	7	1	0	1	2	0	0	0	2	0	4	0	0	0	1	.538	.333
Jimenez	.167	4	12	0	2	2	0	0	0	0	0	0	0	0	0	2	0	0	1	2	.167	.167
Kendall	.294	4	17	0	5	5	0	0	0	0	0	0	0	2	0	2	0	0	0	0	.294	.368
Kielty	.000	2	2	0	0	0	0	0	0	0	0	0	0	0	0	0	0	0	1	0	.000	.000
Kiger	—	2	0	0	0	0	0	0	0	0	0	0	0	0	0	0	0	0	0	0	—	—
Kotsay	.250	4	16	3	4	6	2	0	0	0	0	0	0	2	0	3	0	0	2	0	.375	.333
Melhuse	.000	1	1	0	0	0	0	0	0	0	0	0	0	0	0	1	0	0	0	0	.000	.000
Payton	.286	4	14	1	4	9	2	0	1	2	0	0	0	1	0	2	0	0	0	0	.643	.333
Scutaro	.067	4	15	0	1	1	0	0	0	0	0	0	0	0	0	3	0	0	1	0	.067	.067
Swisher	.100	4	10	0	1	1	0	0	0	0	0	0	0	5	0	5	0	0	0	0	.100	.400
Thomas	.000	4	13	0	0	0	0	0	0	0	0	0	1	2	0	4	0	0	1	0	.000	.188
<b>Totals</b>	<b>.221</b>	<b>4</b>	<b>131</b>	<b>9</b>	<b>29</b>	<b>48</b>	<b>7</b>	<b>0</b>	<b>4</b>	<b>9</b>	<b>0</b>	<b>0</b>	<b>1</b>	<b>14</b>	<b>0</b>	<b>28</b>	<b>0</b>	<b>0</b>	<b>7</b>	<b>3</b>	<b>.366</b>	<b>.301</b>

PITCHER	W	L	ERA	G	GS	CG	GF	SHO	SV	IP	H	R	ER	HR	HB	BB	IBB	SO	WP	BK	AVG
Blanton	0	0	0.00	1	0	0	1	0	0	2.0	0	0	0	0	0	2	0	2	0	0	.000
Calero	0	0	0.00	3	0	0	1	0	0	2.0	3	0	0	0	0	1	0	1	0	0	.333
Gaudin	0	0	0.00	3	0	0	0	0	0	3.1	2	0	0	0	0	3	1	1	0	0	.182
Harden	0	1	4.76	1	1	0	0	0	0	5.2	5	3	3	1	0	5	0	4	0	0	.238
Haren	0	0	5.40	1	1	0	0	0	0	5.0	7	3	3	1	0	2	0	7	2	0	.333
Kennedy	0	0	0.00	4	0	0	0	0	0	3.2	2	0	0	0	0	2	1	2	1	0	.143
Loaiza	0	1	10.50	1	1	0	0	0	0	6.0	9	7	7	1	0	1	0	5	0	0	.375
Street	0	1	10.80	2	0	0	2	0	0	3.1	4	4	4	2	0	0	0	3	0	0	.308
Zito	0	1	12.27	1	1	0	0	0	0	3.2	7	5	5	2	0	3	0	0	0	0	.389
<b>Totals</b>	<b>0</b>	<b>4</b>	<b>5.71</b>	<b>4</b>	<b>4</b>	<b>0</b>	<b>4</b>	<b>0</b>	<b>0</b>	<b>34.2</b>	<b>39</b>	<b>22</b>	<b>22</b>	<b>7</b>	<b>0</b>	<b>19</b>	<b>2</b>	<b>25</b>	<b>3</b>	<b>0</b>	<b>.285</b>

**Game 1 — October 10**  
**Detroit 5, Oakland 1**

**Game 2 — October 11**  
**Detroit 8, Oakland 5**

**Game 3 — October 13**  
**Detroit 3, Oakland 0**

Detroit	ab	r	h	bi
Granderson cf	5	1	2	0
Polanco 2b	4	0	1	1
Casey 1b	3	0	1	0
Santiago ss	1	0	0	0
Ordonez rf	4	0	1	1
Guillen ss-1b	5	0	1	0
Rodriguez c	5	1	2	1
Monroe lf	4	0	0	0
Thames dh	4	1	0	0
Inge 3b	3	2	3	2
<b>Totals</b>	<b>38</b>	<b>5</b>	<b>11</b>	<b>5</b>

Oakland	ab	r	h	bi
Kendall c	3	0	1	0
Kotsay cf	4	0	1	0
Bradley rf	4	1	2	0
Thomas dh	3	0	0	0
Payton lf	4	0	2	1
Chavez 3b	3	0	1	0
Swisher 1b	3	0	0	0
Scutaro ss	4	0	0	0
Jimenez 2b	4	0	1	0
<b>Totals</b>	<b>32</b>	<b>1</b>	<b>8</b>	<b>1</b>

Detroit	002	300	000	5	11	1
Oakland	000	000	010	1	8	1

E – Guillen, Jimenez. **DP** – Detroit 4. **LOB** – Detroit 11, Oakland 9. **2B** – Granderson, Inge, Bradley, Payton 2. **HR** - Rodriguez, Inge.

Detroit	ip	h	r	er	bb	so
Robertson (W)	5.0	6	0	0	3	4
Rodney	2.0	1	0	0	1	1
Zumaya	1.0	1	1	1	0	0
Jones	1.0	0	0	0	1	0
Oakland	ip	h	r	er	bb	so
Zito (L)	3.2	7	5	5	3	0
Gaudin	1.2	1	0	0	0	1
Kennedy	0.2	1	0	0	0	0
Calero	1.0	2	0	0	0	0
Blanton	2.0	0	0	0	2	2

**T** – 3:20. **A** – 35,655.  
**Umpires** – Crawford, Wendelstedt, Cousins, Meriwether, Cederstrom, Reilly.

Detroit	ab	r	h	bi
Granderson cf	5	1	2	1
Perez ss	4	0	0	0
Polanco 2b	4	1	3	0
Ordonez rf	5	1	1	0
Guillen 1b	4	1	1	0
Rodriguez c	3	1	0	0
Monroe lf	3	2	2	2
Gomez dh	4	1	2	4
Inge 3b	3	0	0	1
<b>Totals</b>	<b>35</b>	<b>8</b>	<b>11</b>	<b>8</b>

Oakland	ab	r	h	bi
Kendall c	5	0	1	0
Kotsay cf	4	2	3	0
Bradley rf	5	2	4	4
Thomas dh	5	0	0	0
Chavez 3b	4	1	1	1
Payton lf	4	0	1	0
Swisher 1b	3	0	0	0
Scutaro ss	4	0	0	0
Jimenez 2b	3	0	1	0
Melhuse ph	1	0	0	0
<b>Totals</b>	<b>38</b>	<b>5</b>	<b>11</b>	<b>5</b>

Detroit	010	402	001	8	11	0
Oakland	102	001	100	5	11	1

E – Jimenez. **DP** – Oakland 1. **LOB** – Detroit 5, Oakland 8. **2B** – Guillen, Monroe, Kotsay 2. **HR** - Granderson, Gomez, Bradley 2, Chavez. **SH** – Perez. **SF** – Monroe, Inge.

Detroit	ip	h	r	er	bb	so
Verlander (W)	5.1	7	4	4	1	6
Ledezma	1.1	1	1	1	1	1
Grilli	0.1	0	0	0	0	1
Rodney	1.0	0	0	0	0	3
Jones (S)	1.0	3	0	0	0	2
Oakland	ip	h	r	er	bb	so
Loaiza (L)	6.0	9	7	7	1	5
Gaudin	0.2	1	0	0	1	0
Kennedy	1.1	0	0	0	0	1
Street	1.0	1	1	1	0	1

**WP**– Verlander. **BK** – Verlander.  
**T** – 3:06. **A** – 36,168.  
**Umpires** – Wendelstedt, Cousins, Meriwether, Cederstrom, Reilly, Crawford.

Oakland	ab	r	h	bi
Kendall c	4	0	1	0
Kotsay cf	4	0	0	0
Bradley rf	4	0	0	0
Thomas dh	2	0	0	0
Payton lf	3	0	0	0
Chavez 3b	3	0	0	0
Swisher 1b	1	0	0	0
Scutaro ss	3	0	1	0
Jimenez 2b	2	0	0	0
Kielty ph	1	0	0	0
Kiger 2b	0	0	0	0
<b>Totals</b>	<b>27</b>	<b>0</b>	<b>2</b>	<b>0</b>

Detroit	ab	r	h	bi
Granderson cf	1	1	0	0
Monroe lf	3	2	2	1
Polanco 2b	4	0	2	1
Ordonez rf	4	0	0	1
Guillen 1b	4	0	0	0
Rodriguez c	4	0	0	0
Infante dh	2	0	1	0
Gomez ph-dh	1	0	1	0
Inge 3b	3	0	0	0
Santiago ss	3	0	0	0
<b>Totals</b>	<b>29</b>	<b>3</b>	<b>6</b>	<b>3</b>

Oakland	000	000	000	0	2	0
Detroit	200	010	00x	3	6	0

**DP** – Oakland 1, Detroit 2. **LOB** – Oakland 3, Detroit 9. **2B** – Polanco. **HR** – Monroe. **SB** – Granderson, Infante.

Oakland	ip	h	r	er	bb	so
Harden (L)	5.2	5	3	3	5	4
Gaudin	1.0	0	0	0	2	0
Kennedy	0.1	0	0	0	0	0
Calero	1.0	1	0	0	0	1
Detroit	ip	h	r	er	bb	so
Rogers (W)	7.1	2	0	0	2	6
Rodney	0.2	0	0	0	0	0
Jones (S)	1.0	0	0	0	0	0

**HBP** – by Rogers (Thomas).  
**T** – 2:57. **A** – 41,669  
**Umpires** – Cousins, Meriwether, Cederstrom, Reilly, Crawford, Wendelstedt.

**Game 4 — October 14**  
**Detroit 6, Oakland 3**

<b>Oakland</b>	<b>ab</b>	<b>r</b>	<b>h</b>	<b>bi</b>
Kendall c	5	0	2	0
Kotsay cf	4	1	0	0
Bradley rf	5	1	3	1
Thomas dh	3	0	0	0
Chavez 3b	3	0	1	1
Payton lf	3	1	1	1
Swisher 1b	3	0	1	0
Scutaro ss	4	0	0	0
Jimenez 2b	3	0	0	0
Kielty ph	1	0	0	0
Kiger 2b	0	0	0	0
<b>Totals</b>	<b>34</b>	<b>3</b>	<b>8</b>	<b>3</b>

<b>Detroit</b>	<b>ab</b>	<b>r</b>	<b>h</b>	<b>bi</b>
Granderson cf	4	1	1	1
Monroe lf	4	1	2	1
Polanco 2b	5	1	3	0
Ordonez rf	4	2	2	4
Guillen 1b	3	0	1	0
Rodriguez c	4	0	0	0
Gomez dh	4	0	1	0
Inge 3b	3	1	1	0
Santiago ss	3	0	0	0
Thames ph	1	0	0	0
<b>Totals</b>	<b>35</b>	<b>6</b>	<b>11</b>	<b>6</b>

two outs when winning run scored

Oakland	200	100	000	3	8	1
Detroit	000	021	003	6	11	0

**E** – Chavez. **DP** – Oakland 2, Detroit 1.

**LOB** – Oakland 9, Detroit 8. **2B** – Bradley, Chavez, Granderson, Monroe. **HR** – Payton, Ordonez 2.

<b>Oakland</b>	<b>ip</b>	<b>h</b>	<b>r</b>	<b>er</b>	<b>bb</b>	<b>so</b>
Haren	5.0	7	3	3	2	7
Kennedy	1.1	1	0	0	2	1
Calero	0.0	0	0	0	1	0
Street (L)	2.1	3	3	3	0	2
<b>Detroit</b>	<b>ip</b>	<b>h</b>	<b>r</b>	<b>er</b>	<b>bb</b>	<b>so</b>
Bonderman	6.2	6	3	3	2	3
Walker	0.1	0	0	0	0	1
Grilli	0.2	1	0	0	3	0
Ledezma (W)	1.1	1	0	0	0	0

Haren pitched to two batters in the sixth, Calero pitched to one batter in the seventh.

**WP** – Haren 2, Kennedy, Bonderman.

**T** – 3:23. **A** – 42,967

**Umpires** – Meriwether, Cederstrom, Reilly, Crawford, Wendelstedt, Cousins.

# 2012 ALDS

The A's lose to the Detroit Tigers three games to two in their first postseason appearance in six years. It was the A's sixth ALDS appearance in the last 13 years and their fifth loss, with all the losses going the full five games. The A's pitching staff compiled a 2.89 ERA and walked just seven batters in the five-game series, but the offense hit just .194 and scored 11 runs in the five games. Yoenis Céspedes hit safely in all five games and paces the A's offense with a .316 batting average

The A's lose Game 1 in Detroit, 3-1. Coco Crisp leads off the game with a home run but that is the only run Justin Verlander would allow in seven innings. Jarrod Parker allows a run in the first on a double play, an unearned run in the third and an Alex Avila home run in the fifth. The A's fall behind 2 games to 0 with a 5-4 loss in Game 2. Cliff Pennington breaks a 1-1 tie with a RBI single in the seventh but Sean Doolittle allows two unearned runs in the bottom of the seventh to put Detroit ahead 3-2. The A's then score twice in the eighth when Céspedes scores on a wild pitch and Josh Reddick homers, but the Tigers tie the game in the eighth and win it on a Don Kelly sacrifice fly off Grant Balfour in the ninth. The series moves to Oakland for Game 3 where Brett Anderson combines with three A's relievers on a four-hit, 2-0 shutout. Céspedes has a RBI single in the first and Seth Smith homers in the fifth. In Game 4, the A's trailed 3-1 entering the bottom of the ninth before scoring three times to send the series to a fifth game. Smith ties the game with a two-run double and scores two outs later on a Crisp RBI single. The A's then lose Game 5 in Oakland 6-0 as Verlander tosses a four-hit shutout. Parker makes his second start of the series and loses for the second time, allowing four runs on seven hits in 6.1 innings.

## FINAL STATISTICS

PLAYER	AVG	G	AB	R	H	TB	2B	3B	HR	RBI	SH	SF	HP	BB	IBB	SO	SB	CS	DP	E	SLG	OBP
Céspedes	.316	5	19	1	6	7	1	0	0	2	0	0	0	2	0	2	2	0	0	0	.368	.381
Crisp	.182	5	22	3	4	7	0	0	1	2	0	0	0	0	0	2	0	0	0	1	.318	.182
Donaldson	.294	5	17	1	5	6	1	0	0	0	0	0	0	1	0	4	0	0	1	0	.353	.333
Drew	.211	5	19	0	4	6	2	0	0	1	0	0	0	2	0	7	0	0	0	1	.316	.286
Gomes	.000	1	1	0	0	0	0	0	0	0	0	0	0	0	0	0	0	0	0	0	.000	.000
Kottaras	.000	4	4	0	0	0	0	0	0	0	1	0	0	0	0	2	0	0	0	0	.000	.000
Moss	.133	5	15	0	2	2	0	0	0	0	0	0	1	2	0	7	0	0	0	0	.133	.278
Norris	.083	5	12	0	1	1	0	0	0	0	0	0	0	0	0	6	0	1	0	0	.083	.083
Pennington	.286	5	14	1	4	4	0	0	0	1	0	0	0	3	0	4	0	0	0	0	.286	.412
Reddick	.118	5	17	2	2	5	0	0	1	1	0	0	0	1	0	10	0	0	1	0	.294	.167
Smith	.133	5	15	3	2	6	1	0	1	3	0	0	1	3	0	6	0	0	0	0	.400	.316
<b>Totals</b>	<b>.194</b>	<b>5</b>	<b>155</b>	<b>11</b>	<b>30</b>	<b>44</b>	<b>5</b>	<b>0</b>	<b>3</b>	<b>10</b>	<b>1</b>	<b>0</b>	<b>2</b>	<b>14</b>	<b>0</b>	<b>50</b>	<b>2</b>	<b>1</b>	<b>2</b>	<b>3</b>	<b>.284</b>	<b>.269</b>

PITCHER	W	L	ERA	G	GS	CG	GF	SHO	SV	IP	H	R	ER	HR	HB	BB	IBB	SO	WP	BK	AVG
Anderson	1	0	0.00	1	1	0	0	0	0	6.0	2	0	0	0	0	2	0	6	0	0	.105
Balfour	0	1	5.40	2	0	0	2	0	1	1.2	3	1	1	0	0	1	1	2	0	0	.500
Blevins	0	0	0.00	3	0	0	1	0	0	3.2	1	0	0	0	0	0	0	0	0	0	.083
Cook	1	0	8.10	4	0	0	1	0	0	3.1	4	3	3	0	1	1	0	4	1	0	.308
Doolittle	0	0	3.38	3	0	0	0	0	0	2.2	5	3	1	0	0	0	0	5	0	0	.385
Griffin	0	0	3.60	1	1	0	0	0	0	5.0	7	2	2	1	0	0	0	1	0	0	.350
Milone	0	0	1.50	1	1	0	0	0	0	6.0	5	1	1	0	1	1	0	6	1	0	.217
Neshek	0	0	0.00	1	0	0	0	0	0	0.2	0	0	0	0	0	0	0	1	0	0	.000
Parker	0	2	4.26	2	2	0	0	0	0	12.2	14	7	6	1	1	2	0	11	2	0	.286
Scribner	0	0	0.00	1	0	0	1	0	0	2.0	0	0	0	0	0	0	0	3	0	0	.000
<b>Totals</b>	<b>2</b>	<b>3</b>	<b>2.89</b>	<b>5</b>	<b>5</b>	<b>0</b>	<b>5</b>	<b>1</b>	<b>1</b>	<b>43.2</b>	<b>41</b>	<b>17</b>	<b>14</b>	<b>2</b>	<b>3</b>	<b>7</b>	<b>1</b>	<b>39</b>	<b>4</b>	<b>0</b>	<b>.252</b>

**Game 1 — October 6**  
**Detroit 3, Oakland 1**

**Game 2 — October 7**  
**Detroit 5, Oakland 4**

**Game 3 — October 9**  
**Oakland 2, Detroit 0**

Oakland	ab	r	h	bi
Crisp cf	4	1	1	0
Drew ss	4	0	1	0
Céspedes lf	3	0	1	0
Moss 1b	4	0	0	0
Reddick rf	3	0	0	0
Donaldson 3b	4	0	0	0
Smith dh	3	0	0	0
Norris c	3	0	0	0
Kottaras ph	1	0	0	0
Pennington 2b	2	0	1	0
<b>Totals</b>	<b>31</b>	<b>1</b>	<b>4</b>	<b>1</b>

Oakland	ab	r	h	bi
Crisp cf	5	0	1	0
Drew ss	5	0	1	0
Céspedes lf	5	1	2	1
Moss 1b	3	0	1	0
Reddick rf	4	1	1	1
Donaldson 3b	3	0	1	0
Smith dh	2	1	0	0
Kottaras c	2	0	0	0
Norris ph-c	1	0	0	0
Pennington 2b	3	1	2	1
<b>Totals</b>	<b>33</b>	<b>4</b>	<b>9</b>	<b>3</b>

Detroit	ab	r	h	bi
Jackson cf	3	0	0	0
Infante 2b	4	0	0	0
Cabrera 3b	4	0	1	0
Fielder 1b	4	0	0	0
Young dh	3	0	1	0
Peralta ss	2	0	2	0
Dirks lf	3	0	0	0
Garcia rf	3	0	0	0
Laird c	3	0	0	0
<b>Totals</b>	<b>29</b>	<b>0</b>	<b>4</b>	<b>0</b>

Detroit	ab	r	h	bi
Jackson cf	4	1	1	0
Berry lf	3	0	2	0
Garcia ph-rf	1	0	0	0
Cabrera 3b	3	0	0	0
Fielder 1b	4	0	0	0
Young dh	2	0	0	0
Dirks rf-lf	3	0	1	0
Peralta ss	3	0	0	0
Avila c	3	1	2	1
Infante 2b	3	1	1	0
<b>Totals</b>	<b>29</b>	<b>3</b>	<b>7</b>	<b>1</b>

Detroit	ab	r	h	bi
Jackson cf	5	1	1	0
Infante 2b	5	2	2	0
Cabrera 3b	5	1	3	0
Fielder 1b	4	0	1	0
Young dh	4	0	1	1
Kelly pr-dh	0	1	0	1
Peralta ss	4	0	2	0
Worth pr-ss	0	0	0	0
Dirks lf-rf	3	0	1	0
Garcia rf	2	0	0	0
Berry ph-lf	1	0	0	0
Laird c	2	0	0	0
Avila ph-c	1	0	0	0
<b>Totals</b>	<b>36</b>	<b>5</b>	<b>11</b>	<b>2</b>

Oakland	ab	r	h	bi
Crisp cf	4	1	1	0
Drew ss	2	0	0	0
Céspedes lf	4	0	1	1
Moss 1b	3	0	0	0
Reddick rf	3	0	0	0
Donaldson 3b	3	0	2	0
Smith dh	3	1	1	1
Norris c	3	0	0	0
Pennington 2b	2	0	0	0
<b>Totals</b>	<b>27</b>	<b>2</b>	<b>5</b>	<b>2</b>

Oakland	100	000	000	1	4	1
Detroit	101	010	00x	3	7	0

Detroit	000	000	000	0	4	0
Oakland	100	010	00x	2	5	0

**DP** – Detroit 1, Oakland 2. **LOB** – Detroit 4, Oakland 4. **HR** – Smith. **CS** – Norris.

**E** – Parker. **DP** – Oakland 1. **LOB** – Oakland 7, Detroit 4. **2B** – Drew, Jackson, Infante. **HR** – Crisp, Avila. **SB** – Berry. **CS** – Young.

two outs when winning run scored  
 Oakland 001 000 120 4 9 1  
 Detroit 001 000 211 5 11 0

Oakland	ip	h	r	er	bb	so
Parker (L)	6.1	7	3	2	1	5
Neshek	0.2	0	0	0	0	1
Blevins	1.0	0	0	0	0	0
<b>Detroit</b>	<b>ip</b>	<b>h</b>	<b>r</b>	<b>er</b>	<b>bb</b>	<b>so</b>
Verlander (W)	7.0	3	1	1	4	11
Benoit	1.0	1	0	0	0	1
Valverde (S)	1.0	0	0	0	0	2

**E** – Crisp. **DP** – Detroit 1. **LOB** – Oakland 8, Detroit 10. **2B** – Cabrera 2. **HR** – Reddick. **SB** – Céspedes 2. **SH** – Kottaras, Dirks. **SF** – Kelly.

Oakland	ip	h	r	er	bb	so
Milone	6.0	5	1	1	1	6
Doolittle	1.0	2	2	0	0	2
Cook	1.0	2	1	1	0	2
Balfour (L)	0.2	2	1	1	1	1
<b>Detroit</b>	<b>ip</b>	<b>h</b>	<b>r</b>	<b>er</b>	<b>bb</b>	<b>so</b>
Fister	7.0	6	2	2	2	8
Benoit	1.0	2	2	2	0	0
Coke	0.2	1	0	0	1	1
Alburquerque (W)	0.1	0	0	0	0	0

Detroit	ip	h	r	er	bb	so
Sanchez (L)	6.1	5	2	2	2	3
Dotel	0.2	0	0	0	0	1
Coke	0.2	0	0	0	1	0
Porcello	0.1	0	0	0	0	0
<b>Oakland</b>	<b>ip</b>	<b>h</b>	<b>r</b>	<b>er</b>	<b>bb</b>	<b>so</b>
Anderson (W)	6.0	2	0	0	2	6
Cook	1.0	1	0	0	0	1
Doolittle	1.0	0	0	0	0	3
Balfour (S)	1.0	1	0	0	0	1

**T** – 2:33. **A** – 37,090.  
**Umpires** – DeMuth, Cooper, Bell, Barry, Reynolds, Wegner.

**HBP** – Young (by Parker).  
**T** – 2:56. **A** – 43,323.  
**Umpires** – Reynolds, Wegner, DeMuth, Cooper, Bell, Barry

**HBP** – Moss (by Fister), Smith (by Fister), Laird (by Milone). **WP** – Milone, Cook, Benoit.  
**T** – 3:28. **A** – 40,684.  
**Umpires** – Wegner, DeMuth, Cooper, Bell, Barry, Reynolds.



**Game 4 — October 10**  
**Oakland 4, Detroit 3**

**Game 5 — October 11**  
**Detroit 6, Oakland 0**

Detroit	ab	r	h	bi
Jackson cf	3	0	1	1
Berry lf	3	0	0	0
Garcia ph-rf	1	0	1	1
Cabrera 3b	4	0	1	0
Fielder 1b	4	1	2	1
Young dh	4	0	1	0
Dirks rf-lf	4	0	2	0
Peralta ss	4	0	0	0
Avila c	4	1	1	0
Infante 2b	2	1	1	0
<b>Totals</b>	<b>33</b>	<b>3</b>	<b>10</b>	<b>3</b>

Detroit	ab	r	h	bi
Jackson cf	5	2	2	2
Berry lf	3	1	1	0
Garcia rf	0	0	0	0
Cabrera 3b	4	0	0	1
Fielder 1b	5	0	1	1
Young dh	4	0	1	1
Dirks rf-lf	4	0	1	0
Peralta ss	4	1	1	0
Avila c	4	0	0	0
Infante 2b	3	2	2	0
<b>Totals</b>	<b>36</b>	<b>6</b>	<b>9</b>	<b>5</b>

Oakland	ab	r	h	bi
Crisp cf	5	1	1	1
Drew ss	4	0	2	1
Céspedes lf	3	0	1	0
Moss 1b	3	0	0	0
Reddick rf	4	1	1	0
Donaldson 3b	4	1	1	0
Smith dh	3	1	1	2
Norris c	3	0	1	0
Kottaras ph	1	0	0	0
Pennington 2b	4	0	0	0
<b>Totals</b>	<b>34</b>	<b>4</b>	<b>8</b>	<b>4</b>

Oakland	ab	r	h	bi
Crisp cf	4	0	0	0
Drew ss	4	0	0	0
Céspedes lf	4	0	1	0
Smith dh	4	0	0	0
Reddick rf	3	0	0	0
Donaldson 3b	3	0	1	0
Moss 1b	2	0	1	0
Norris c	2	0	0	0
Gomes ph	1	0	0	0
Kottaras c	0	0	0	0
Pennington 2b	3	0	1	0
<b>Totals</b>	<b>30</b>	<b>0</b>	<b>4</b>	<b>0</b>

two outs when winning run scored

Detroit	001	100	010	3	10	1
Oakland	000	001	003	4	8	0

Detroit	002	000	400	6	9	0
Oakland	000	000	000	0	4	1

**E** – Fielder. **DP** – Oakland 2. **LOB** – Detroit 5, Oakland 7. **2B** – Dirks, Avila, Drew, Donaldson, Smith. **HR** – Fielder. **SH** – Jackson, Infante.

**E** – Drew. **LOB** – Detroit 7, Oakland 4. **2B** – Jackson, Berry, Céspedes. **SB** – Dirks, Peralta, Infante. **SH** – Berry.

Detroit	ip	h	r	er	bb	so
Scherzer	5.1	3	1	0	1	8
Dotel	0.1	0	0	0	1	1
Coke	0.1	0	0	0	0	0
Albuquerque	1.0	0	0	0	0	1
Benoit	1.0	1	0	0	1	1
Valverde (L)	0.2	4	3	3	0	1
Oakland	ip	h	r	er	bb	so
Griffin	5.0	7	2	2	0	1
Blevins	2.0	0	0	0	0	0
Doolittle	0.2	3	1	1	0	0
Cook (W)	1.1	0	0	0	0	1

Detroit	ip	h	r	er	bb	so
Verlander (W)	9.0	4	0	0	1	11
Oakland	ip	h	r	er	bb	so
Parker (L)	6.1	7	4	4	1	6
Cook	0.0	1	2	2	1	0
Blevins	0.2	1	0	0	0	0
Scribner	2.0	0	0	0	0	3

Cook pitched to three batters in the 7th  
**HBP** – Cabrera (by Cook). **WP** – Parker 2.  
**T** – 2:56. **A** – 36,393.  
**Umpires** – Bell, Barry, Reynolds, Wegner, DeMuth, Cooper.

Griffin pitched to one batter in the 6th.  
**WP** – Scherzer.  
**T** – 3:21. **A** – 36,385.  
**Umpires** – Cooper, Bell, Barry, Reynolds, Wegner, DeMuth.

# 2013 ALDS

The A's face Detroit in the ALDS for the second consecutive year and lose three games to two for the second consecutive year. Oakland won two of the first three games but then lost two straight to fall to 1-12 in potential clinch games since 2000, including 0-6 in Game 5's. The A's pitching staff compiled a 3.48 ERA and held the Tigers to a .235 batting average, but the offense hit just .217 and struck out 57 times in the five games. Yoenis Céspedes hit safely in all five games and Coco Crisp batted .389.

The A's lose Game 1 in Oakland, 3-2. Bartolo Colón allows three runs in the first inning but those were the only runs he would allow in six innings of work. Max Scherzer blanks the A's on one hit over the first six innings before Céspedes hits a two-run home run in the seventh for the A's only runs of the game. Oakland evens the series at 1-1 when Sonny Gray and Grant Balfour combine on a four-hit, 1-0 shutout in Game 2. Gray tosses eight innings and allows all four of the hits. Justin Verlander tosses seven shutout innings for the Tigers before Stephen Vogt wins the game with a walk-off RBI single off Rick Porcello in the bottom of the ninth. The series moves to Detroit for Game 3, which the A's win, 6-3. Jarrod Parker has a 3-0 lead when he allows three runs in the bottom of the fourth, but the A's take the lead for good when Brandon Moss homers with one out in the fifth. Josh Reddick and Seth Smith also homer in the game. The A's lose Game 4 by an 8-6 margin. Dan Straily had a 3-0 lead before allowing a three-run home run to Johnny Peralta in the bottom of the fifth. Coco Crisp delivered a RBI single in the seventh to give the A's a 4-3 lead but Sean Doolittle allowed two runs in the bottom of the inning for the blown save. The A's load the bases with no outs in the eighth but are unable to score and the Tigers score three times in the bottom of the eighth to put the game away. The series concludes in Oakland when Verlander and Joaquin Benoit combine on a three-hit shutout in a 3-0 A's loss. Sonny Gray makes his second start of the series and allows three runs in five innings for the loss.

## FINAL STATISTICS

PLAYER	AVG	G	AB	R	H	TB	2B	3B	HR	RBI	SH	SF	HP	BB	IBB	SO	SB	CS	DP	E	SLG	OBP
Barton,D	.000	2	3	0	0	0	0	0	0	0	0	0	0	0	0	3	0	0	0	0	.000	.000
Callaspo,A	.167	4	6	0	1	2	1	0	0	0	0	0	0	0	0	1	0	0	0	0	.333	.167
Céspedes,Y	.381	5	21	3	8	14	1	1	1	4	0	0	1	0	0	4	0	0	0	0	.667	.409
Crisp,C	.389	5	18	4	7	11	2	1	0	2	0	1	0	3	0	2	1	0	0	0	.611	.455
Donaldson,J	.143	5	21	0	3	3	0	0	0	0	0	0	0	1	0	8	0	0	0	0	.143	.182
Lowrie,J	.150	5	20	2	3	7	1	0	1	3	0	0	0	2	0	7	0	0	1	0	.350	.227
Moss,B	.111	5	18	2	2	5	0	0	1	1	0	0	0	3	0	13	0	0	0	0	.278	.238
Norris,D	.000	1	1	0	0	0	0	0	0	0	0	0	0	0	0	1	0	0	0	0	.000	.000
Reddick,J	.235	5	17	1	4	8	1	0	1	1	0	0	0	2	1	5	0	0	0	0	.471	.316
Smith,S	.313	4	16	1	5	8	0	0	1	2	0	0	0	1	1	5	0	0	0	0	.500	.353
Sogard,E	.000	4	9	0	0	0	0	0	0	0	1	0	0	1	0	1	0	0	0	0	.000	.100
Vogt,S	.188	5	16	2	3	5	0	1	0	1	0	0	0	1	0	7	0	0	0	0	.313	.235
<b>Totals</b>	<b>.217</b>	<b>5</b>	<b>166</b>	<b>15</b>	<b>36</b>	<b>63</b>	<b>6</b>	<b>3</b>	<b>5</b>	<b>14</b>	<b>1</b>	<b>1</b>	<b>1</b>	<b>14</b>	<b>2</b>	<b>57</b>	<b>1</b>	<b>0</b>	<b>1</b>	<b>1</b>	<b>.380</b>	<b>.280</b>

PITCHER	W	L	ERA	G	GS	CG	GF	SHO	SV	IP	H	R	ER	HR	HB	BB	IBB	SO	WP	BK	AVG
Anderson,B	0	0	27.00	1	0	0	1	0	0	0.1	1	1	0	0	0	1	0	1	1	0	.500
Balfour,G	1	0	0.00	3	0	0	3	0	1	3.0	0	0	0	0	0	1	0	3	0	0	.000
Colon,B	0	1	4.50	1	1	0	0	0	0	6.0	10	3	3	0	1	0	0	4	0	0	.400
Cook,R	0	0	27.00	1	0	0	0	0	0	0.2	1	2	2	0	0	1	0	1	0	0	.333
Doolittle,S	0	1	4.15	4	0	0	1	0	0	4.1	3	2	2	1	0	2	0	6	0	0	.176
Gray,S	0	1	2.08	2	2	0	0	0	0	13.0	10	3	3	1	0	6	1	12	0	0	.217
Otero,D	0	0	0.00	4	0	0	0	0	0	5.2	4	0	0	0	0	1	0	2	0	0	.200
Parker,J	1	0	5.40	1	1	0	0	0	0	5.0	5	3	3	0	0	1	0	1	0	0	.263
Straily,D	0	0	4.50	1	1	0	0	0	0	6.0	4	3	3	1	1	0	0	8	0	0	.190
<b>Totals</b>	<b>2</b>	<b>3</b>	<b>3.48</b>	<b>5</b>	<b>5</b>	<b>0</b>	<b>5</b>	<b>1</b>	<b>1</b>	<b>44.0</b>	<b>38</b>	<b>17</b>	<b>17</b>	<b>3</b>	<b>2</b>	<b>13</b>	<b>1</b>	<b>38</b>	<b>1</b>	<b>0</b>	<b>.235</b>

**Game 1 — October 4**  
**Detroit 3, Oakland 2**

**Game 2 — October 5**  
**Oakland 1, Detroit 0**

**Game 3 — October 7**  
**Oakland 6, Detroit 3**

Detroit	ab	r	h	bi
Jackson cf	4	1	1	0
Hunter rf	3	1	1	0
Cabrera 3b	4	0	1	1
Santiago 3b	0	0	0	0
Fielder 1b	4	0	1	0
Martinez dh	4	1	2	0
Avila c	4	0	2	1
Infante 2b	4	0	2	0
Dirks lf	3	0	0	0
Peralta ph	1	0	0	0
Kelly lf	0	0	0	0
Iglesias ss	4	0	0	0
<b>Totals</b>	<b>35</b>	<b>3</b>	<b>10</b>	<b>2</b>

Oakland	ab	r	h	bi
Crisp cf	1	0	0	0
Lowrie ss	4	0	0	0
Donaldson 3b	4	0	0	0
Moss dh	4	1	1	0
Cespedes lf	4	1	2	2
Reddick rf	4	0	0	0
Vogt c	3	0	0	0
Barton 1b	3	0	0	0
Sogard 2b	2	0	0	0
Callaspo ph-2b	1	0	0	0
<b>Totals</b>	<b>30</b>	<b>2</b>	<b>3</b>	<b>2</b>

Detroit	300	000	000	3	10	0
Oakland	000	000	200	2	3	1

**E** – Cespedes. **DP** – Oakland 1. **LOB** – Detroit 6, Oakland 4. **2B** – Jackson, Martinez. **3B** – Cespedes. **HR** – Cespedes. **CS** – Hunter.

Detroit	ip	h	r	er	bb	so
Scherzer (W)	7.0	3	2	2	2	11
Smyly	0.2	0	0	0	1	2
Benoit (S)	1.1	0	0	0	0	3
<b>Oakland</b>	<b>ip</b>	<b>h</b>	<b>r</b>	<b>er</b>	<b>bb</b>	<b>so</b>
Colon (L)	6.0	10	3	3	0	4
Otero	1.1	0	0	0	0	0
Doolittle	1.2	0	0	0	0	3

**HBP** – Hunter (by Colon). **WP** – Scherzer.

**T** – 3:24. **A** – 48,401.

**Umpires** – Wegner, Bucknor, Darling, Reynolds, Hallion, DiMuro.

Detroit	ab	r	h	bi
Jackson cf	4	0	0	0
Hunter rf	4	0	0	0
Cabrera 3b	4	0	1	0
Fielder 1b	4	0	0	0
Martinez dh	4	0	0	0
Avila c	2	0	0	0
Infante 2b	2	0	0	0
Kelly lf	3	0	2	0
Iglesias ss	2	0	1	0
<b>Totals</b>	<b>29</b>	<b>0</b>	<b>4</b>	<b>0</b>

Oakland	ab	r	h	bi
Crisp cf	4	0	0	0
Lowrie ss	3	0	0	0
Donaldson 3b	4	0	1	0
Moss 1b	3	0	0	0
Cespedes lf	4	1	2	0
Smith dh	4	0	2	0
Reddick rf	3	0	1	0
Vogt c	4	0	1	1
Sogard 2b	2	0	0	0
Callaspo ph-2b	1	0	1	0
<b>Totals</b>	<b>32</b>	<b>1</b>	<b>8</b>	<b>1</b>

Detroit	000	000	000	0	4	0
Oakland	000	000	001	1	8	0

no outs when winning run scored

**DP** – Oakland 1. **LOB** – Detroit 5, Oakland 10. **2B** – Callaspo. **CS** – Iglesias. **SH** – Iglesias.

Detroit	ip	h	r	er	bb	so
Verlander	7.0	4	0	0	1	11
Smyly	0.1	1	0	0	1	0
Albuquerque (L)	0.2	2	1	1	1	2
Porcello	0.0	1	0	0	0	0
<b>Oakland</b>	<b>ip</b>	<b>h</b>	<b>r</b>	<b>er</b>	<b>bb</b>	<b>so</b>
Gray	8.0	4	0	0	2	9
Balfour (W)	1.0	0	0	0	0	0

Albuquerque pitched to three batters in the 9th; Porcello pitched to one batter in the ninth.

**T** – 3:23. **A** – 48,292.

**Umpires** – Bucknor, Darling, Reynolds, Hallion, DiMuro, Wegner.

Oakland	ab	r	h	bi
Crisp cf	4	1	3	1
Donaldson 3b	4	0	1	0
Lowrie ss	5	0	0	0
Moss 1b	4	1	1	1
Barton 1b	0	0	0	0
Cespedes lf	5	1	1	0
Smith dh	4	1	2	2
Reddick rf	4	1	1	1
Vogt c	2	1	1	0
Norris ph-c	1	0	0	0
Sogard 2b	4	0	0	0
<b>Totals</b>	<b>37</b>	<b>6</b>	<b>10</b>	<b>5</b>

Detroit	ab	r	h	bi
Jackson cf	3	0	0	0
Hunter rf	3	1	1	0
Cabrera 3b	4	0	1	0
Fielder 1b	4	1	2	0
Martinez dh	4	1	1	1
Peralta lf	4	0	1	2
Avila c	3	0	0	0
Infante 2b	4	0	1	0
Iglesias ss	3	0	0	0
<b>Totals</b>	<b>32</b>	<b>3</b>	<b>7</b>	<b>3</b>

Oakland	001	230	000	6	10	0
Detroit	000	300	000	3	7	1

**E** – Cabrera. **DP** – Oakland 2. **LOB** – Oakland 8, Detroit 5. **2B** – Crisp 2, Martinez. **3B** – Vogt. **HR** – Moss, Smith, Reddick. **SB** – Crisp. **SF** – Crisp.

Oakland	ip	h	r	er	bb	so
Parker (W)	5.0	5	3	3	1	1
Otero	2.0	2	0	0	0	1
Doolittle	1.0	0	0	0	0	1
Balfour (S)	1.0	0	0	0	1	1
<b>Detroit</b>	<b>ip</b>	<b>h</b>	<b>r</b>	<b>er</b>	<b>bb</b>	<b>so</b>
Sanchez (L)	4.1	8	6	5	2	6
Alvarez	3.0	0	0	0	1	3
Veras	1.2	2	0	0	0	3

**T** – 3:32. **A** – 43,973.

**Umpires** – Darling, Reynolds, Hallion, DiMuro, Wegner, Bucknor.

**Game 4 — October 8**  
**Detroit 8, Oakland 6**

**Game 5 — October 10**  
**Detroit 3, Oakland 0**

<b>Oakland</b>	<b>ab</b>	<b>r</b>	<b>h</b>	<b>bi</b>	<b>Detroit</b>	<b>ab</b>	<b>r</b>	<b>h</b>	<b>bi</b>
Crisp cf	5	3	4	1	Jackson cf	5	0	0	0
Donaldson 3b	5	0	1	0	Hunter rf	5	1	1	0
Lowrie ss	4	2	2	3	Cabrera 3b	4	1	1	2
Moss 1b	4	0	0	0	Iglesias ss	0	0	0	0
Cespedes lf	5	0	2	2	Fielder 1b	3	0	1	0
Smith dh	4	0	1	0	Martinez dh	4	1	3	0
Reddick rf	4	0	1	0	Peralta ss	4	0	2	0
Vogt c	4	1	1	0	Santiago 3b	0	0	0	0
Sogard 2b	1	0	0	0	Avila c	3	0	0	0
Callaspo ph-2b	1	0	0	0	Infante 2b	4	0	0	1
<b>Totals</b>	<b>37</b>	<b>6</b>	<b>12</b>	<b>6</b>	Kelly lf	2	0	0	0
					<b>Totals</b>	<b>34</b>	<b>3</b>	<b>8</b>	<b>3</b>

<b>Detroit</b>	<b>ab</b>	<b>r</b>	<b>h</b>	<b>bi</b>	<b>Oakland</b>	<b>ab</b>	<b>r</b>	<b>h</b>	<b>bi</b>
Jackson cf	4	0	1	1	Crisp cf	4	0	0	0
Hunter rf	4	0	0	0	Donaldson 3b	4	0	0	0
Cabrera 3b	4	0	1	0	Lowrie ss	4	0	1	0
Santiago 3b	0	0	0	0	Cespedes lf	3	0	1	0
Fielder 1b	3	1	1	0	Smith dh	4	0	0	0
Martinez dh	4	2	3	1	Moss 1b	3	0	0	0
Perez, pr-dh	0	1	0	0	Callaspo 2b	3	0	0	0
Peralta lf	3	1	2	3	Reddick rf	2	0	1	0
Dirks pr-1f	0	2	0	0	Vogt c	3	0	0	0
Avila c	3	1	0	0	<b>Totals</b>	<b>30</b>	<b>0</b>	<b>3</b>	<b>0</b>
Infante 2b	4	0	1	2					
Iglesias ss	3	0	0	0	Detroit	000	201	000	3 8 0
<b>Totals</b>	<b>32</b>	<b>8</b>	<b>9</b>	<b>7</b>	Oakland	000	000	000	0 3 0

Oakland 100 020 102 6 12 0  
 Detroit 000 030 23x 8 9 0

**DP** – Oakland 1. **LOB** – Detroit 9, Oakland 5. **2B** – Lowrie. **HR** – Cabrera. **CS** – Fielder.

**DP** – Oakland 1, Detroit 1. **LOB** – Oakland 9, Detroit 4. **2B** – Cespedes, Reddick, Peralta, Infante. **3B** – Crisp. **HR** – Lowrie, Martinez, Peralta. **SH** – Sogard.

<b>Detroit</b>	<b>ip</b>	<b>h</b>	<b>r</b>	<b>er</b>	<b>bb</b>	<b>so</b>
Verlander (W)	8.0	2	0	0	1	10
Benoit (S)	1.0	1	0	0	0	1
<b>Oakland</b>	<b>ip</b>	<b>h</b>	<b>r</b>	<b>er</b>	<b>bb</b>	<b>so</b>
Gray (L)	5.0	6	3	3	4	3
Otero	2.0	2	0	0	1	0
Doolittle	1.0	0	0	0	0	1
Balfour	1.0	0	0	0	0	2

Gray pitched to two batters in the sixth.  
**HBP** – Cespedes (by Benoit).  
**T** – 3:20. **A** – 46,959.  
**Umpires** – Hallion, DiMuro, Wegner, Bucknor, Darling, Reynolds.

<b>Oakland</b>	<b>ip</b>	<b>h</b>	<b>r</b>	<b>er</b>	<b>bb</b>	<b>so</b>
Straily	6.0	4	3	3	0	8
Doolittle (L)	0.2	3	2	2	1	1
Otero	0.1	0	0	0	0	1
Cook	0.2	1	2	2	1	1
Anderson	0.1	1	1	1	1	1
<b>Detroit</b>	<b>ip</b>	<b>h</b>	<b>r</b>	<b>er</b>	<b>bb</b>	<b>so</b>
Fister	6.0	7	3	3	1	1
Scherzer (W)	2.0	3	1	1	2	2
Benoit	1.0	2	2	2	1	2

**HBP** – Fielder (by Straily). **WP** – Anderson, Fister.  
**T** – 3:25. **A** – 43,958.  
**Umpires** – Reynolds, Hallion, DiMuro, Wegner, Bucknor, Darling.



# ATHLETICS ALL-TIME ROSTER

<b>A</b>	Bailey, Andrew ..... 2009-11	Bevan, Hal ..... 1952-55	Bradley, Milton ..... 2006-07
Abad, Andy ..... 2001	Bailey, Gene ..... 1917	Biasatti, Hank ..... 1949	Bradshaw, Dallas ..... 1917
Abbott, Glenn ..... 1973-76	Baines, Harold ..... 1990-92	Bigbee, Lyle ..... 1920	Brancato, Al ..... 1939-41, 45
Abbott, Kurt ..... 1993, 98	Bair, Doug ..... 1977, 86	Billings, Bruce ..... 2011	Branom, Dud ..... 1927
Aber, Al ..... 1957	Baisley, Jeff ..... 2008	Binks, George ..... 1947-48	Brant, Marshall ..... 1983
Abernathy, Tal ..... 1942-44	Baker, Bock ..... 1901	Birtsas, Tim ..... 1985-86	Brazill, Frank ..... 1921-22
Accardo, Jeremy ..... 2012	Baker, Dusty ..... 1985-86	Bishop, Bill ..... 1921	Breckinridge, Bill ..... 1929
Acosta, Merito ..... 1918	Baker, Frank ..... 1908-14	Bishop, Charlie ..... 1952-55	Breslow, Craig ..... 2009-11
Acre, Mark ..... 1994-97	Baker, Neal ..... 1927	Bishop, Max ..... 1924-33	Bressler, Rube ..... 1914-16
Adams, Dick ..... 1947	Baker, Scott ..... 1995	Bitker, Joe ..... 1990	Brewer, Billy ..... 1997
Adams, Mike ..... 1978	Baker, Steve ..... 1982-83	Black, Don ..... 1943-45	Brickley, George ..... 1913
Adams, Willie ..... 1918-19	Balfour, Grant ..... 2011-13	Blackley, Travis ..... 2012	Briggs, John ..... 1960
Adams, Willie ..... 1996-97	Bando, Chris ..... 1989	Blackwell, Ewell ..... 1955	Briscoe, John ..... 1991-96
Adkins, Dick ..... 1942	Bando, Sal ..... 1966-76	Blaeholder, George ..... 1935	Brissee, Lou ..... 1947-51
Afenir, Troy ..... 1990-91	Bankston, Everett ..... 1915	Blair, Buddy ..... 1942	Brito, Tilson ..... 1997
Aker, Jack ..... 1964-68	Bankston, Wes ..... 2008	Blake, Ed ..... 1957	Broberg, Pete ..... 1978
Akerfelds, Darrel ..... 1986	Barbee, Dave ..... 1926	Blanchard, Johnny ..... 1965	Brooks, Bobby ..... 1969-72
Aldrete, Mike ..... 1993-95	Barna, Babe ..... 1937-38	Blanco, Gil ..... 1966	Brosius, Scott ..... 1991-97
Alexander, Gary ..... 1978	Barr, Scotty ..... 1908-09	Blankenship, Lance ..... 1988-93	Brothers, Art ..... 1906
Alexander, Matt ..... 1975-77	Barrett, Bill ..... 1921	Blanton, Joe ..... 2004-08	Brown, Andrew ..... 2007-08
Allen, Bob ..... 1919	Barrett, Dick ..... 1933	Blasingame, Don ..... 1966	Brown, Boardwalk ..... 1911-14
Allen, Brandon ..... 2011-12	Barry, Hardin ..... 1912	Blefary, Curt ..... 1971-72	Brown, Darrell ..... 1982
Allen, Dick ..... 1977	Barry, Jack ..... 1908-15	Blemker, Ray ..... 1960	Brown, Dee ..... 2007
Allison, Dana ..... 1991	Barthold, John ..... 1904	Blevins, Jerry ..... 2007-13	Brown, Emil ..... 2008
Almon, Bill ..... 1983-84	Bartley, Bill ..... 1906-07	Blowers, Mike ..... 1998	Brown, Jeremy ..... 2006
Alou, Felipe ..... 1970-71	Bartling, Irv ..... 1938	Blue, Bert ..... 1908	Brown, Jim ..... 1916
Alou, Jesus ..... 1973-74	Barton, Daric ..... 2007-13	Blue, Vida ..... 1969-77	Brown, Larry ..... 1971-72
Alou, Matty ..... 1972	Barton, Harry ..... 1905	Boak, Chet ..... 1960	Brown, Norm ..... 1943, 46
Alston, Dell ..... 1978	Bass, Norm ..... 1961-63	Boardman, Charlie ..... 1913-14	Brown, Ollie ..... 1972
Alusik, George ..... 1962-64	Bates, Charlie ..... 1927	Bocachica, Hiram ..... 2005-07	Browne, Jerry ..... 1992-93
Alyea, Brant ..... 1972	Bates, Ray ..... 1917	Bochte, Bruce ..... 1984-86	Bruce, Lou ..... 1904
Ambler, Wayne ..... 1937-39	Bathe, Bill ..... 1986	Bodie, Ping ..... 1917	Brucker, Earle ..... 1937-40, 43
Ancker, Walter ..... 1915	Batista, Tony ..... 1996-97	Boever, Joe ..... 1993	Brucker, Earle ..... 1948
Anderson, Brett ..... 2009-13	Battle, Allen ..... 1996	Bogle, Warren ..... 1968	Bruggy, Frank ..... 1922-24
Anderson, Dwain ..... 1971-72	Batton, Chris ..... 1976	Bohen, Pat ..... 1913	Brumley, Mike ..... 1994
Anderson, Walter ..... 1917, 19	Bauer, Hank ..... 1960-61	Boley, Joe ..... 1927-32	Brunet, George ..... 1956-57,
Andrews, Elbert ..... 1925	Bauer, Lou ..... 1918	Bollweg, Don ..... 1954-55	59-60
Andrews, Mike ..... 1973	Baumgartner, Stan ..... 1924-26	Bonner, Frank ..... 1902	Bryan, Billy ..... 1961-66
Andujar, Joaquin ..... 1986-87	Baxes, Mike ..... 1956, 58	Bonsor, Boof ..... 2010	Bryant, Derek ..... 1979
Appier, Kevin ..... 1999-00	Baylor, Don ..... 1976, 88	Boone, Dan ..... 1919	Buck, Travis ..... 2007-10
Applegate, Fred ..... 1904	Beane, Billy ..... 1989	Boone, Ray ..... 1959	Budaska, Mark ..... 1978, 81
Archer, Fred ..... 1936-37	Beard, Dave ..... 1980-83	Bordi, Rich ..... 1980-81, 88	Bullock, Red ..... 1936
Archer, Jim ..... 1961-62	Becker, Rich ..... 1999-00	Bordick, Mike ..... 1990-96	Burgmeier, Tom ..... 1983-84
Armas, Marcos ..... 1993	Beckmann, Bill ..... 1939-42	Bosetti, Rick ..... 1981-82	Burgo, Bill ..... 1943-44
Armas, Tony ..... 1977-82	Belitz, Todd ..... 2000	Bosman, Dick ..... 1975-76	Burke, Glenn ..... 1978-79
Armbruster, Harry ..... 1906	Bell, Kevin ..... 1982	Bostick, Henry ..... 1915	Burnette, Wally ..... 1956-58
Armstrong, George ..... 1946	Bella, Zeke ..... 1959	Bournigal, Rafael ..... 1996-98	Burns, Dennis ..... 1923-24
Armstrong, Howard ..... 1911	Bellhorn, Mark ..... 1997-98,	Bourque, Pat ..... 1973-74	Burns, George ..... 1918-20, 29
Arndt, Larry ..... 1989	00-01	Bowen, Rob ..... 2007-08	Burns, Joe ..... 1944-45
Arntzen, Ori ..... 1943	Bender, Chief ..... 1903-14	Bowers, Cedrick ..... 2010	Burns, Todd ..... 1988-91
Arroyo, Fernando ..... 1982, 86	Benson, Vern ..... 1943, 46	Bowie, Jim ..... 1994	Burris, Ray ..... 1984
Astroth, Joe ..... 1945-46, 50-56	Benton, Al ..... 1934-35	Bowie, Micah ..... 2002-03	Burroughs, Jeff ..... 1982-84
Atherton, Keith ..... 1983-86	Berger, Johnny ..... 1922	Bowles, Charlie ..... 1943, 45	Burrows, John ..... 1943
Atkins, Tommy ..... 1909-10	Bernazard, Tony ..... 1987	Bowlin, Weldon ..... 1967	Burrus, Dick ..... 1919-20
Azcue, Joe ..... 1962-63	Bernhard, Bill ..... 1901-02	Bowman, Joe ..... 1932	Burtschy, Moe ..... 1950-51,
	Berroa, Geronimo ..... 1994-97	Bowsfield, Ted ..... 1963-64	54-56
	Berry, Charlie ..... 1925,	Boyd, Bob ..... 1961	Busch, Ed ..... 1943-45
	34-36, 38	Boyer, Clete ..... 1955-57	Buschhorn, Don ..... 1965
	Berry, Claude ..... 1906-07	Boyer, Cloyd ..... 1955	Bush, Joe ..... 1912-17, 28
	Berry, Joe ..... 1944-46	Braden, Dallas ..... 2007-11	Buxton, Ralph ..... 1938
	Bertoia, Reno ..... 1961	Bradford, Bill ..... 1956	Bynum, Freddie ..... 2005
	Besse, Herman ..... 1940-43, 46	Bradford, Chad ..... 2001-04	Byrd, Harry ..... 1950, 52-53
	Bettendorf, Jeff ..... 1984	Bradley, Bert ..... 1983	Byrnes, Eric ..... 2000-05

Byrnes, Jim.....	1906	Cimoli, Gino.....	1962-64	Cronin, Jim.....	1929	Donahue, Pat.....	1910
<b>C</b>		Ciola, Lou.....	1943	Crosby, Bobby.....	2003-09	Donaldson, John....	1966-70, 74
Cabrera, Orlando.....	2009	Cipriani, Frank.....	1961	Cross, Lave.....	1901-05	Donaldson, Josh	2010, 12-13
Cadaret, Greg.....	1987-89	Cissell, Bill.....	1937	Cross, Monte.....	1902-07	Doolittle, Sean.....	2012-13
Cahill, Trevor.....	2009-11	Clark, Allie.....	1951-53	Crowell, Cap.....	1915-16	Dotel, Octavio.....	2004-05
Cain, Sugar.....	1932-35	Clark, Doug.....	2006	Crowson, Woody.....	1945	Dougherty, Jim.....	1998
Calero, Kiko.....	2005-08	Clark, Jermaine.....	2005	Cruthers, Press.....	1913-14	Dowd, Snooks.....	1919
Caligiuri, Fred.....	1941-42	Clark, Ron.....	1971-72	Cruz, Fausto.....	1994-95	Downing, Al.....	1970
Callahan, Ben.....	1983	Claset, Gowell.....	1933	Cruz, Juan.....	2005	Downs, Kelly.....	1992-93
Callaspo, Alberto.....	2013	Clinton, Lou.....	1965	Cullen, Tim.....	1972	Doyle, Brian.....	1981
Callaway, Frank.....	1921-22	Clyde, Tom.....	1943	Culler, Dick.....	1936	Doyle, Carl.....	1935-36
Camacho, Ernie.....	1980	Coakley, Andy.....	1902-06	Cunningham, Aaron	2008-09	Dozier, Tom.....	1986
Cameron, Kevin.....	2009	Cobb, Ty.....	1927-28	Cunningham, Mike.....	1906	Drabowsky, Moe.....	1962-65
Campaneris, Bert....	1964-76	Cochrane, Mickey..	1925-33	Curry, Jim.....	1909	Drake, Larry.....	1945
Campbell, Kevin.....	1991-93	Codioli, Chris.....	1982-87	Cust, Jack.....	2007-10	Dressendorfer, Kirk.....	1991
Candiotti, Tom.....	1998-99	Colangelo, Mike.....	2002			Drew, Stephen.....	2012
Canseco, Jose..	1985-92, 97	Colavito, Rocky.....	1964			Driscoll, Jim.....	1970
Canseco, Ozzie.....	1990	Colbert, Nate.....	1976			Driscoll, Michael.....	1916
Cantrell, Guy.....	1927	Coleman, Ed.....	1932-35			Drumright, Keith.....	1981
Carey, Andy.....	1960-61	Coleman, Joe.....	1942, 46-51, 53			Duchscherer, Justin	2003-08, 10
Carignan, Andrew....	2011-12	Coleman, Joe.....	1977-78			Duckworth, Jim.....	1966
Carr, Charlie.....	1901	Coleman, Ray.....	1948			Dugan, Joe.....	1917-21
Carrasquel, Chico.....	1958	Coleman, Rip.....	1957, 59			Duggleby, Bill.....	1902
Carroll, Doc.....	1916	Collamore, Allan.....	1911			Duliba, Bob.....	1967
Carroll, Tom.....	1959	Collins, Dave.....	1985			Duncan, Dave... 1964, 67-72	
Carson, Matt.....	2009-10	Collins, Eddie.....	1906-14, 27-30			Duncan, Taylor.....	1978
Carter, Chris.....	2010-12	Collins, Eddie... 1939, 41-42				Dunning, Steve.....	1977
Carter, Nick.....	1908	Collins, Jimmy.....	1907-08			Durazo, Erubiel.....	2003-05
Carter, Sol.....	1931	Collins, Zip.....	1921			Duren, Ryne.....	1957
Carty, Rico.....	1973, 78	Colón, Bartolo.....	2012-13			Durham, Ray.....	2002
Cascarella, Joe.....	1934-35	Cone, Bob.....	1915			Duser, Carl.....	1956, 58
Casilla, Santiago.....	2004-09	Conigliaro, Billy.....	1973			Dye, Jermaine.....	2001-04
Caster, George.....	1934-35, 37-40	Connelly, Bill.....	1945			Dygart, Jimmy.....	1905-10
Castiglia, Jim.....	1942	Connelly, Steve.....	1998			Dykes, Jimmie.....	1918-32
Castillo, Alberto.....	2005	Conrad, Brooks.....	2008				
Castro, Luis.....	1902	Conroy, Bill.....	1935-37			<b>E</b>	
Castro, Ramon.....	2004	Conroy, Tim.....	1978, 82-85			Earnshaw, George..	1928-33
Cater, Danny.....	1966-69	Consolo, Billy.....	1962			Easterling, Paul.....	1938
Caudill, Bill.....	1984, 87	Conway, Owen.....	1915			Eaves, Vallie.....	1935
Caulfield, Jake.....	1946	Cook, Ryan.....	2012-13			Eckles, Harry.....	1915
Causey, Wayne.....	1961-66	Coombs, Bobby.....	1933			Eckersley, Dennis... 1987-95	
Ceccarelli, Art.....	1955-56	Coombs, Jack.....	1906-14			Eckert, Charlie.. 1919-20, 22	
Cepeda, Orlando.....	1972	Cooper, Pat.....	1946-47			Eddy, Chris.....	1995
Cerv, Bob.....	1957-60	Corcoran, Art.....	1915			Edgerton, Bill.....	1966-67
Céspedes, Yoenis... 2012-13		Corsi, Jim.....	1988-89, 92, 95-96			Edwards, Doc.....	1963-65
Cey, Ron.....	1987	Cosey, Ray.....	1980			Edwards, Mike.....	1978-80
Chalk, Dave.....	1979	Cottrell, Ensign.....	1913			Edwards, Mike.....	2003
Chant, Charlie.....	1975	Coughtry, Marlan.....	1962			Edwards, Ralph.....	1915
Chapman, Fred.....	1939-41	Courtney, Clint.....	1961			Egan, Ben.....	1908, 12
Chapman, John.....	1924	Coveleski, Stan.....	1912			Ehmke, Howard.....	1926-30
Chapman, Sam.....	1938-41, 45-51	Covington, Wes.....	1961			Elliott, Randy.....	1980
Charles, Ed.....	1962-67	Cowgill, Collin.....	2012			Ellis, Dock.....	1977
Chavarria, Ossie....	1966-67	Cox, Glenn.....	1955-58			Ellis, Mark.... 2002-03, 05-11	
Chavez, Eric.....	1998-2010	Cox, Jeff.....	1980-81			Ely, Bones.....	1901
Chavez, Jesse.....	2012-13	Coyne, Toots.....	1914			Embree, Alan.....	2007-08
Chiti, Harry.....	1958-60	Crabb, Roy.....	1912			Emerson, Chester... 1911-12	
Chitren, Steve.....	1990-91	Craddock, Walt. 1955-56, 58				Engle, Charlie.....	1925-26
Choice, Michael.....	2013	Craig, George.....	1907			Epps, Hal.....	1944
Chouinard, Bobby.....	1996	Cramer, Bobby.....	2010-11			Epstein, Mike.....	1971-72
Christenson, Ryan... 1998-01		Cramer, Doc.....	1929-35			Eschen, Larry.....	1942
Christopher, Russ... 1942-47		Crane, Sam.....	1914-16			Esposito, Sammy.....	1963
Cias, Darryl.....	1983	Crawford, Willie.....	1977			Essegian, Chuck... 1961, 63	
Cicero, Joe.....	1945	Crimian, Jack.....	1956			Essian, Jim..... 1978-80, 84	
Cihocki, Ed.....	1932-33	Crisp, Coco.....	2010-13			Estalella, Bobby 1943-45, 49	
						Etherton, Seth.....	2005

## Athletics All-Time Roster, continued

Etten, Nick ..... 1938-39  
 Eveland, Dana ..... 2008-09  
 Everidge, Tommy ..... 2009  
 Ewoldt, Art ..... 1919

### F

Fagan, Everett ..... 1943, 46  
 Fahey, Frank ..... 1918  
 Fahey, Howard ..... 1912  
 Fain, Ferris ..... 1947-52  
 Fairbank, Jim ..... 1903-04  
 Fairly, Ron ..... 1976  
 Falkenberg, Cy ..... 1917  
 Fanovich, Frank ..... 1953  
 Farmer, Ed ..... 1983  
 Fasano, Sal ..... 2000-01  
 Fazio, Ernie ..... 1966  
 Fermin, Ramon ..... 1995  
 Fernandez, Frank ... 1970-71  
 Ferrazzi, Bill ..... 1935  
 Ferrick, Tom ..... 1941  
 Fetzers, Mike ..... 1998  
 Fetzer, Willy ..... 1906  
 Figueroa, Ed ..... 1981  
 Figueroa, Pedro ..... 2012-13  
 Fikac, Jeremy ..... 2003  
 Files, Eddie ..... 1908  
 Fillingim, Dana ..... 1915  
 Fingers, Rollie ..... 1968-76  
 Finigan, Jim ..... 1954-56  
 Fink, Herman ..... 1935-37  
 Finney, Lou ..... 1931, 33-39  
 Fiorentino, Jeff ..... 2008  
 Fischer, Bill ..... 1961-63  
 Flater, Jack ..... 1908  
 Fletcher, Paul ..... 1996  
 Flick, Elmer ..... 1902  
 Flick, Lew ..... 1943-44  
 Flohr, Mort ..... 1934  
 Flores, Jesse ..... 1943-47  
 Flores, Jose ..... 2002  
 Flores, Ron ..... 2005-07  
 Flythe, Stu ..... 1936  
 Foiles, Hank ..... 1960  
 Fosse, Ray ..... 1973-75  
 Foulke, Keith ..... 2003, 08  
 Fowler, Dick. 1941-42, 45-52  
 Fox, Eric ..... 1992-94  
 Fox, Jack ..... 1908  
 Fox, Jake ..... 2010  
 Fox, Nellie ..... 1947-49  
 Foy, Jimmie ..... 1925-35  
 Francona, Tito ..... 1969-70  
 Franks, Herman ..... 1947-48  
 Fraser, Chick ..... 1901  
 Freeman, Harvey ..... 1921  
 Freeman, Mark ..... 1959  
 Freiman, Nate ..... 2013  
 Freitas, Tony ..... 1932-33  
 French, Pat ..... 1917  
 French, Walter .. 1923, 25-29  
 Fricano, Marion ..... 1952-55  
 Fritz, Charlie ..... 1907  
 Fritz, Harry ..... 1913  
 Fuentes, Brian ..... 2011-12

Fuentes, Tito ..... 1978  
 Fuhrman, Ollie ..... 1922  
 Fulghum, Dot ..... 1921  
 Fultz, Dave ..... 1901-02  
 Furmaniak, J.J. .... 2007  
 Fyhrrie, Mike ..... 2001-02

### G

Galan, Augie ..... 1949  
 Gallagher, Sean ..... 2008-09  
 Gallego, Mike ..... 1985-91, 95  
 Galloway, Chick ..... 1919-27  
 Ganley, Bob ..... 1909  
 Gant, Ron ..... 2001, 03  
 Gantenbein, Joe ..... 1939-40  
 Garbark, Bob ..... 1944  
 Garciaiparra, Nomar ..... 2009  
 Gardner, Larry ..... 1918  
 Gardner, Rob ..... 1971, 73  
 Garner, Phil ..... 1973-76  
 Garrett, Adrian ..... 1971-72  
 Garrison, Ford ..... 1944-46  
 Garrison, Webster ..... 1996  
 Garver, Ned ..... 1957-60  
 Gassaway, Charlie ..... 1945  
 Gates, Brent ..... 1993-96  
 Gaudin, Chad ... 2006-08, 10  
 Gautreau, Doc ..... 1925  
 Geary, Bob ..... 1918-19  
 Geier, Phil ..... 1901  
 Gentile, Jim ..... 1964-65  
 George, Alex ..... 1955  
 George, Greek ..... 1945  
 Gerkin, Steve ..... 1945  
 German, Esteban ..... 2002-04  
 Giambi, Jason ... 1995-01, 09  
 Giambi, Jeremy ..... 2000-02  
 Gibson, Charlie ..... 1924  
 Giebel, Joe ..... 1913  
 Giel, Paul ..... 1961  
 Giese, Dan ..... 2009  
 Giggie, Bob ..... 1960, 62  
 Ginsberg, Joe ..... 1956  
 Ginter, Keith ..... 2005  
 Giordano, Tommy ..... 1953  
 Giusti, Dave ..... 1977  
 Glass, Tom ..... 1925  
 Glynn, Ryan ..... 2005  
 Godfrey, Graham ..... 2011-12  
 Gomes, Jonny ..... 2012  
 Gonzalez, Carlos ..... 2008  
 Gonzalez, Edgar ..... 2009  
 Gonzalez, Gio ..... 2008-11  
 Gonzalez, Orlando ..... 1980  
 Gooch, Lee ..... 1917  
 Goodwin, Danny ..... 1982  
 Gorman, Tom ..... 1955-59  
 Gosger, Jim ..... 1966-68  
 Gossage, Rich ..... 1992-93  
 Grabarkewitz, Billy ..... 1975  
 Grabowski, Jason ..... 2002-03  
 Graff, Mit ..... 1957-58  
 Grant, Mudcat ..... 1970-71  
 Gray, Dolly ..... 1924-27  
 Gray, Jeff ..... 2008-09

Gray, Johnny ..... 1954-55  
 Gray, Sonny ..... 2013  
 Green, Dick ..... 1963-74  
 Green, Grant ..... 2013  
 Green, Joe ..... 1924  
 Gregg, Vean ..... 1918  
 Grevell, Bill ..... 1919  
 Grieve, Ben ..... 1997-00  
 Griffith, Lee ..... 1946  
 Griffin, A.J. .... 2012-13  
 Griffin, Alfredo ..... 1985-87  
 Griffin, Ivy ..... 1919-21  
 Griffin, Pug ..... 1917  
 Grilli, Guido ..... 1966  
 Grim, Bob ..... 1958-59, 62  
 Grimes, Oscar ..... 1946  
 Grimm, Charlie ..... 1916  
 Groh, Lew ..... 1919  
 Grobner, Buddy ..... 1996-99  
 Gross, Gabe ..... 2010  
 Gross, Wayne ..... 1976-83, 86  
 Groth, Johnny ..... 1956-57  
 Grove, Lefty ..... 1925-33  
 Grover, Roy ..... 1916-17, 19  
 Grunwald, Al ..... 1959  
 Grzenda, Joe ..... 1964, 66  
 Guerra, Mike ..... 1947-50  
 Guerrero, Mario ..... 1978-80  
 Guillen, Jose ..... 2003  
 Guintini, Ben ..... 1950  
 Gumpert, Randy ..... 1936-38  
 Guthrie, Mark ..... 2001  
 Guzman, Johnny ... 1991-92

### H

Haas, Bruno ..... 1915  
 Haas, Moose ..... 1986-87  
 Haas, Mule ..... 1928-32, 38  
 Hadley, Bump ..... 1941  
 Hadley, Kent ..... 1958-59  
 Haefner, Bill ..... 1915  
 Hairston, Scott ..... 2009  
 Halama, John ..... 2003  
 Hale, Sammy ..... 1923-29  
 Haley, Ray ..... 1916-17  
 Hall, Dick ..... 1960  
 Hall, Irv ..... 1943-46  
 Halsey, Brad ..... 2006  
 Hamilton, Dave ..... 1972-75,  
 79-80  
 Hamilton, Tom ..... 1952-53  
 Hamlin, Ken ..... 1960  
 Hamlin, Luke ..... 1944  
 Hammond, Chris ..... 2004  
 Hamner, Granny ..... 1962  
 Hancken, Buddy ..... 1940  
 Hancock, Garry ..... 1983-84  
 Handley, Gene ..... 1946-47  
 Handrahan, Vern ..... 1964, 66  
 Haney, Larry. 1969-70, 72-76  
 Hankins, Jay ..... 1961, 63  
 Hanna, Preston ..... 1982  
 Hannahan, Jack ..... 2007-09  
 Hannifin, Jack ..... 1906  
 Harang, Aaron ..... 2002-03

Harden, Rich ..... 2003-08, 11  
 Haren, Dan ..... 2005-07  
 Harikkala, Tim ..... 2005  
 Harkey, Mike ..... 1995  
 Harper, Brian ..... 1987, 95  
 Harper, Jack ..... 1915  
 Harper, Tommy ..... 1975  
 Harrell, Slim ..... 1912  
 Harelson, Ken ..... 1963-67  
 Harrington, Bill .. 1953, 55-56  
 Harris, Bob ..... 1942  
 Harris, Bubba ... 1948-49, 51  
 Harris, Lum ..... 1941-44, 46  
 Harris, Reggie ..... 1990-91  
 Harris, Spencer ..... 1930  
 Harrison, Tom ..... 1965  
 Harriss, Slim ..... 1920-26  
 Hartsel, Topsy ..... 1902-11  
 Harville, Chad ..... 1999, 01,  
 03-04  
 Hassey, Ron ..... 1988-90  
 Hassler, Joe ..... 1928-29  
 Hasson, Gene ..... 1937-38  
 Hasty, Bob ..... 1919-24  
 Hatteberg, Scott ..... 2002-05  
 Haught, Gary ..... 1997  
 Hauser, Joe 1922-24, 26, 28  
 Hausmann, Clem ..... 1949  
 Hawkins, Andy ..... 1991  
 Hayden, Jack ..... 1901  
 Hayes, Frankie ..... 1933-34,  
 36-42, 44-45  
 Haynes, Jimmy ..... 1997-99  
 Healy, Thomas ..... 1915-16  
 Heath, Mike ..... 1979-85  
 Heaverlo, Dave. 1978-79, 81  
 Heffner, Don ..... 1943  
 Hegan, Mike ..... 1971-73  
 Heimach, Fred ..... 1920-26  
 Heim Mueller, Gorman 1983-84  
 Heitmuller, Heinie ... 1909-10  
 Held, Woodie ..... 1957-58  
 Helfand, Eric ..... 1993-95  
 Hemond, Scott ..... 1989-94  
 Henderson, Dave ... 1988-93  
 Henderson, Stevie 1979-84,  
 89-95, 98  
 Henderson, Rickey ... 1985-87  
 Hendrick, George ... 1971-72  
 Henley, Weldon ..... 1903-05  
 Herbert, Ray ..... 1955, 58-61  
 Heredia, Gil ..... 1998-01  
 Hermida, Jeremy ..... 2010  
 Hernandez, Fernando ... 2008  
 Hernandez, Ramon 1999-03  
 Herrera, Jose ..... 1995-96  
 Herriage, Troy ..... 1956  
 Hershberger, Mike . 1965-69  
 Herzog, Whitey ..... 1958-60  
 Hesselbacher, George.. 1916  
 Heusser, Ed ..... 1940  
 Heving, Johnnie ..... 1931-32  
 Hickman, Jesse ..... 1965-66  
 Hicks, Brandon ..... 2012  
 Higgins, Pinky ... 1930, 33-36



High, Charlie.....	1919-20	Jacoby, Brook .....	1991	Keesey, Jim .....	1925, 30	Kreevich, Mike .....	1942
Hiljus, Erik.....	2001-02	Jaha, John .....	1999-01	Keisler, Randy .....	2006	Kretlow, Lou .....	1956
Hill, Dave .....	1957	James, Justin .....	2010	Kell, George.....	1943-46	Krueger, Bill .....	1983-87
Hill, Donnie .....	1983-86	Jamieson, Charlie.....	1917-18	Kell, Skeeter .....	1952	Kryhoski, Dick.....	1955
Hill, Jesse .....	1937	Jarvis, Kevin .....	1999	Kellett, Al.....	1923	Kubiak, Ted..	1967-69, 72-75
Hill, Red .....	1917	Jaso, John .....	2013	Kelley, Harry .....	1936-38	Kubinski, Tim .....	1997, 99
Hillegas, Shawn.....	1992-93	Javier, Stan .....	1986-90, 94-95	Kellner, Alex.....	1948-58	Kucab, Johnny .....	1950-52
Hilley, Ed .....	1903	Jenkins, Tom.....	1926	Kellner, Walt.....	1952-53	Kucks, Johnny .....	1959-60
Hinch, A.J. ....	1998-00	Jennings, Doug.....	1988-91	Kellogg, Al .....	1908	Kuczynski, Bert.....	1943
Hitchcock, Billy .....	1950-52	Jennings, Robin .....	2001	Kelly, Bill .....	1920	Kull, John .....	1909
Hoffman, Danny.....	1903-06	Jensen, Willie .....	1914	Kelly, Ren .....	1923	Kume, Mike.....	1955
Hogan, Willie .....	1911	Jimenez, D'Angelo.....	2006	Kendall, Jason.....	2005-07	Kunkel, Bill.....	1961-62
Holborow, Wally.....	1948	Jimenez, Manny .....	1962-64	Kenna, Ed .....	1902	Kutyna, Marty .....	1959-60
Holliday, Matt.....	2009		66	Kennedy, Adam .....	2009		
Holmes, Chick .....	1918	Jimenez, Miguel.....	1993-94	Kennedy, Joe.....	2005-07		
Holmes, Jim.....	1906	John, Tommy .....	1985	Keough, Joe .....	1968	<b>L</b>	
Holt, Jim .....	1974-76	Johns, Doug .....	1995-96	Keough, Matt .....	1977-83	Laabs, Chet .....	1947
Holt, Red .....	1925	Johnson, Bill .....	1916-17	Keriazakos, Gus .....	1955	Lacey, Bob .....	1977-80
Holtz, Mike.....	2002	Johnson, Bob.....	1933-42	Kern, Bill .....	1962	Lachemann, Marcel	1969-71
Holtzman, Ken .....	1972-75	Johnson, Bob.....	1960, 69-70	Ketchum, Fred .....	1901	Lachemann, Rene .	1965-66,
Holzemer, Mark .....	1998	Johnson, Cliff.....	1981-82	Ketchum, Gus.....	1922		68
Honeycutt, Rick	1987-93, 95	Johnson, Dan .....	2005-08	Kiefer, Steve .....	1984-85	Lagger, Ed .....	1934
Hooks, Alex .....	1935	Johnson, Dane .....	1997	Kiely, Bobby .....	2004-07	Lajoie, Nap .....	1901-02, 15-16
Hooper, Bob.....	1950-52	Johnson, Deron .....	1961-62,	Kiely, Leo .....	1960	Lamar, Bill .....	1924-27
Hooten, Leon.....	1974		73-74	Kilby, Brad .....	2009-10	Lamp, Dennis .....	1987
Hope, Sam.....	1907	Johnson, Hank.....	1936	Kilkenny, Mike.....	1972-72	Landis, Bill .....	1963
Hopkins, Don.....	1975-76	Johnson, Jing .....	1916-17,	Killeen, Evans.....	1959	Landis, Jim .....	1965
Horlen, Joe .....	1972		19, 27-28	King, Lee .....	1916	Langerhans, Ryan.....	2007
Horsman, Vince .....	1992-94	Johnson, John Henry.....		Kingery, Mike .....	1992	Langford, Rick .....	1977-86
Horton, Willie .....	1978		1978-79	Kingman, Brian .....	1979-82	Lanning, Red .....	1916
Hosley, Tim .....	1973-74,	Johnson, Ken.....	1958-61	Kingman, Dave .....	1984-86	Lansford, Carney .....	1983-92
	76-78, 81	Johnson, Mark.....	2003	Kinney, Dennis.....	1982	Lapp, Jack .....	1908-15
Host, Gene .....	1957	Johnson, Paul.....	1920-21	Kinney, Walt.....	1919-20, 23	Larish, Jeff .....	2010
Houck, Byron.....	1912-14	Johnson, Rankin .....	1941	Kircher, Mike .....	1919	Larkin, Ed .....	1909
House, Frank.....	1958-59	Johnson, Roy.....	1918	Kirk, Bill .....	1961	Larsen, Don .....	1960-61
Houser, Ben.....	1910	Johnson, Stan.....	1961	Kirk, Tom.....	1947	LaRoche, Andy .....	2011
Hovley, Steve .....	1970-71	Johnson, Walt .....	1917	Kish, Ernie .....	1945	LaRussa, Tony..	1963, 68-71
Howard, Steve.....	1990	Johnston, Doc.....	1922	Klein, Lou.....	1951	Lasorda, Tommy .....	1956
Howell, Jay .....	1985-87	Johnstone, Jay .....	1973	Klieman, Ed .....	1950	Lau, Charlie .....	1963-64
Howitt, Dann .....	1989-92	Johnstone, John .....	1997	Klimchock, Lou .....	1958-61	Lauder, Billy .....	1901
Howser, Dick.....	1961-63	Jones, Doug .....	1999-00	Klimkowski, Ron .....	1971	Lauzerique, George	1967-69
Hoyle, Tex.....	1952	Jones, Gordon .....	1962	Kline, Bob .....	1934	Lavan, Doc .....	1913
Hoyt, Waite .....	1931	Jones, Jeff .....	1980-84	Klink, Joe .....	1990-91	Lavelle, Gary .....	1987
Hubbard, Glenn .....	1988-89	Jones, John .....	1923, 32	Klutt, Mickey .....	1979-82	Law, Vance .....	1991
Huckleberry, Earl .....	1935	Jones, Marcus .....	2000	Knerr, Lou .....	1945-46	Lawry, Otis.....	1916-17
Hudgens, Dave.....	1983-83	Joost, Eddie.....	1947-54	Knickerbocker, Austin .....	1947	Laxton, Brett .....	1999
Hudson, Tim .....	1999-04	Jorgensen, Mike .....	1977	Knickerbocker, Bill .....	1942	Leahy, Tom .....	1901
Hughes, Luke .....	2012	Jose, Felix .....	1988-90	Knight, John.....	1905-07	Lear, Fred .....	1915
Hulvey, Hank .....	1923	Joseph, Rick .....	1964	Knott, Jack.....	1941-42, 46	LeBourveau, Bevo.....	1929
Hunter, Billy .....	1957-58	Joyce, Bob .....	1939	Knowles, Darold .....	1971-74	Lehner, Paul .....	1950-51
Hunter, Catfish.....	1965-74	Joyce, Dick .....	1965	Knowlson, Tom .....	1915	Lehr, Justin .....	2004
Husta, Carl.....	1925	Jurak, Ed .....	1988	Knowlton, Bill .....	1920	Leiper, Dave .....	1984, 86-87,
Husting, Bert.....	1902	Justice, David .....	2002	Koch, Billy .....	2002		94-95
Huston, Warren.....	1937			Kolloway, Don.....	1953	Leitner, Dummy .....	1901
		<b>K</b>		Komine, Shane .....	2006-07	LeMaster, Johnnie.....	1987
		Ka'aihue, Kila.....	2012	Kominsk, Brad .....	1991	Lennon, Patrick.....	1997
		Kaiser, Jeff .....	1985	Konopka, Bruce. 1942-43, 46		Lennox, Ed .....	1906
		Kalahan, John.....	1903	Koonce, Graham .....	2003	Leonard, Elmer.....	1911
		Kalfass, Bill .....	1937	Kopf, Larry.....	1914-15	Leovich, John .....	1941
		Karos, Eric.....	2004	Kopp, Merlin .....	1918-19	Leshner, Brian .....	1996-98
		Karsay, Steve .....	1993-94, 97,	Kotsay, Mark.....	2004-07	Lewis, Allan. 1967-70, 72-73	
			06	Kottaras, George .....	2012	Lewis, Colby .....	2007
		Kearney, Bob .....	1981-83	Kouzmanoff, Kevin .....	2010-11	Lewis, Darren .....	1990
		Kearns, Teddy.....	1920	Krause, Harry .....	1908-12	Lewis, Richie .....	1997
		Keefe, Dave.....	1917, 19-21	Krausse, Lew .....	1931-32	Lidle, Cory .....	2001-02
		Keegan, Ed .....	1961	Krausse, Lew.....	1961, 64-69	Lieber, Dutch .....	1935-36
		Keen, Vic .....	1918	Kravitz, Danny.....	1960	Liehardt, Glenn .....	1930
						Lillard, Bill .....	1939-40

## Athletics All-Time Roster, continued

Lilly, Ted.....2002-03	Markland, Gene.....1950	McLaughlin, Pat.....1940	Moore, Kerwin.....1996
Limmer, Lou.....1951, 54	Marquez, Gonzalo.....1972-73	McLemore, Mark.....2004	Moore, Mike.....1989-92
Lindblad, Paul.....1965-71, 73-76	Marshall, Jay.....2007, 09	McMahan, Jack.....1956	Moore, Roy.....1920-22
Lindemann, Bob.....1901	Martin, Billy.....1957	McManus, Jim.....1960	Morales, Jose.....1973
Lindstrom, Axel.....1916	Martin, Doc.....1908, 11-12	McMichael, Greg.....1999	Moran, Herbie.....1908
Lintz, Larry.....1976-77	Martin, Morrie.....1951-54	McMillon, Billy.....2001, 03-04	Morey, Dave.....1913
Lisenbee, Hod.....1936	Martin, Pat.....1919-20	McMullen, Ken.....1976	Morgan, Cy.....1909-12
Litrell, Jack.....1952, 54-55	Martinez, Hector.....1962-63	McNair, Eric.....1929-35, 42	Morgan, Joe.....1959
Livingston, Paddy.....1909-11	Martinez, Marty.....1972	McNamara, Bob.....1939	Morgan, Joe.....1984
Loaiza, Esteban.....2006-07	Martinez, Ted.....1975	McNealy, Rusty.....1983	Morgan, Mike.....1978-79
Lochhead, Harry.....1901	Martini, Wedo.....1935	McNulty, Bill.....1969, 72	Morgan, Tom.....1957
Locker, Bob.....1970-72	Martyn, Bob.....1957-59	McPherson, John.....1901	Morris, Doyt.....1937
Lockwood, Skip.....1965	Mashore, Damon.....1996-97	McQuaig, Jerry.....1934	Morrisette, Bill.....1915-16
Lodigiani, Dario.....1938-40	Masters, Walt.....1939	McQuinn, George.....1946	Morse, Bud.....1929
Long, Lep.....1911	Matarazzo, Len.....1952	Mecir, Jim.....2000-04	Mortensen, Clayton 2009-10
Long, Terrence.....2000-03	Mathes, Joe.....1912	Medich, Doc.....1977	Moscoso, Guillermo.....2011
Loos, Pete.....1901	Mathews, Nelson.....1964-65	Meehan, Bill.....1915	Moses, Wally.....1935-41, 49-51
Lopes, Davey.....1982-84	Mathews, T.J.....1997-01	Meeker, Roy.....1923-24	Moss, Brandon.....2012-13
Lopez, Hector.....1955-59	Matos, Francisco.....1994	Mecir, Adam.....2003-07	Moss, Charlie.....1934-36
Lord, Bris.....1905-07, 10-12	Matsui, Hideki.....2011	Melillo, Kevin.....2007	Moss, Dave.....1965
Lorraine, Andrew.....1997	Matthews, Wid.....1923	Mellana, Joe.....1927	Mulder, Mark.....2000-04
Lovrich, Pete.....1963	Mattox, Cloy.....1929	Meloan, John.....2009	Mullin, Jim.....1904
Lovullo, Torey.....1996	Matuzak, Harry.....1934, 36	Melton, Dave.....1956, 58	Munch, Jake.....1918
Lowrie, Jed.....2013	Mauro, Carmen.....1953	Menechino, Frank.....1999-04	Munoz, Pedro.....1996
Lowry, Sam.....1942-43	Maxvill, Dal.....1972-75	Mercado, Orlando.....1988	Munson, Eric.....2009
Luby, Hal.....1936	Maxwell, Bert.....1908	Mercedes, Henry.....1992-93	Mura, Steve.....1985
Ludwick, Eric.....1997	Mayne, Brent.....1997	Metro, Charlie.....1944-45	Murphy, Danny.....1902-13
Lugo, Ruddy.....2007	Mayo, Eddie.....1943	Metzler, Alex.....1926	Murphy, Donnie.....2007-08
Lumpe, Jerry.....1959-63	Mazzaro, Vin.....2009-10	Meyer, Billy.....1916-17	Murphy, Dwayne.....1978-87
Lydy, Scott.....1993	McAvoy, Wickey.....1913-15, 17-19	Meyer, Bob.....1964	Murphy, Eddie.....1912-15
Lysander, Rick.....1980	McCahan, Bill.....1946-49	Meyer, Dan.....1982-85	Murphy, Mike.....1916
<b>M</b>	McCann, Emmett.....1920-21	Meyer, Dan.....2007-08	Murphy, Morgan.....1901
Maas, Duke.....1958	McCarthy, Brandon.....2011-12	Meyer, Russ.....1959	Murray, Joe.....1950
Maabry, John.....2002	McCarty, David.....2003	Meyer, Scott.....1978	Murray, Larry.....1977-79
MacFarlane, Mike.....1998-99	McCatty, Steve.....1977-85	Michaels, Cass.....1952-53	Murray, Ray.....1951-53
Mack, Earle.....1910-11, 14	McConnell, Sam.....1915	Miles, Carl.....1940	Murton, Matt.....2008
Mack, Shane.....1998	McCosky, Barney.....1946-48, 50-51	Miles, Dee.....1939-42	Myatt, Glenn.....1920-21
Mackenzie, Eric.....1955	McCovey, Willie.....1976	Miller, Bing.....1922-26, 28-34	Myers, Elmer.....1915-18
Mackenzie, Gordon.....1961	McCoy, Benny.....1940-41	Miller, Damian.....2004	Myers, Greg.....2001-02
Mackiewicz, Felix.....1941-43	McCraib, Les.....1939-42, 50	Miller, Jai.....2011	Myers, Joseph.....1905
Mackinson, John.....1953	McCue, Frank.....1922	Miller, Jim.....2012	
Madjeski, Ed.....1932-34	McDermott, Mickey.....1957, 61	Miller, Rudy.....1929	
Magadan, Dave.....1997-98	McDevitt, Danny.....1962	Milligan, Billy.....1901	
Maggart, Harl.....1912	McDonald, Hank.....1931, 33	Mills, Bill.....1944	
Magnante, Mike.....2000-02	McDonald, Jason.....1997-99	Milone, Tommy.....2012-13	
Magnuson, Trystan.....2011	McElwee, Lee.....1916	Mincher, Don.....1970-72	
Mahaffey, Roy.....1930-35	McGee, Willie.....1990	Miner, Ray.....1921	
Mahay, Ron.....1999-00	McGeehan, Conny.....1903	Minetto, Craig.....1978-81	
Mahon, Al.....1930	McGhee, Bill.....1944-45	Mitchell, Craig.....1975-77	
Maiho, Emil.....1936	McGhee, Ed.....1953-54	Mitchell, Fred.....1902	
Mains, Jim.....1943	McGillen, John.....1944	Mitchell, Kevin.....1998	
Majeski, Hank.....1946-49, 51-52	McGowan, Beauty.....1922-23	Mitchell, Paul.....1976-77	
Mallonee, Ben.....1921	McGwire, Mark.....1986-97	Mitterling, Ralph.....1916	
Mallory, Sheldon.....1977	McInnis, Stuffy.....1909-17	Mohler, Mike.....1993-98	
Malone, Lew.....1915-16	McIntyre, Matty.....1901	Molina, Izzy.....1996-98	
Mangual, Angel.....1971-76	McKay, Cody.....2002	Monahan, Rinty.....1953	
Manrique, Fred.....1991	McKay, Dave.....1980-82	Monday, Rick.....1966-71	
Manush, Frank.....1908	McKeithan, Tim.....1932-34	Monteagudo, Aurelio.....1963-66	
Marchildon, Phil.....1940-42, 45-49	McKinney, Bob.....1901	Montgomery, Steve.....1996-97	
Marcum, Johnny.....1933-35	McKinney, Rich.....1973-75, 77	Montz, Luke.....2013	
Maris, Roger.....1958-59	McLain, Denny.....1972	Mooneyham, Bill.....1986	
	McLaughlin, Bo.....1981-82	Moore, Ferdie.....1914	
		Moore, Jimmy.....1930-31	
		Moore, Kelvin.....1981-83	

Norberto, Jordan.....2011-12  
 Noren, Irv.....1957  
 Norman, Fred.....1962-63  
 Norris, Derek.....2012-13  
 Norris, Mike.....1975-83, 90  
 North, Billy.....1973-78  
 Nossek, Joe.....1966-67, 69  
 Noyes, Win.....1917, 19  
 Nunez, Edwin.....1993-94  
 Nuxhall, Joe.....1961

**O**  
 O'Brien, Charlie.....1985  
 O'Donoghue, John.....1963-65  
 O'Neill, Harry.....1922-23  
 O'Neill, Harry.....1939  
 Odum, Blue Moon.....1964-75  
 Ogden, Curly.....1922-24  
 Oglesby, Jim.....1936  
 Okajima, Hideki.....2013  
 Oldring, Rube.....1906-16, 18  
 Olivares, Omar.....1999-00  
 Ontiveros, Steve.....1985-88,  
 94-95  
 Oquist, Mike.....1997-99  
 Orr, Billy.....1913-14  
 Ortiz, Jose.....2000-01  
 Ortiz, Roberto.....1950  
 Orwoll, Ossie.....1928-29  
 Osinski, Dan.....1962  
 Osteen, Darrell.....1970  
 Oster, Bill.....1954  
 Otero, Dan.....2013  
 Otto, Dave.....1987-90  
 Outman, Josh.....2008-09, 11  
 Owchinko, Bob.....1981-82  
 Owens, Jack.....1935  
 Ozmer, Doc.....1923

**P**  
 Page, Mitchell.....1977-83  
 Page, Sam.....1939  
 Pagliaroni, Jim.....1968-69  
 Paige, Satchel.....1965  
 Palmer, Eddie.....1917  
 Palmisano, Joe.....1931  
 Panther, Jim.....1971  
 Paquette, Craig.....1993-95  
 Parris, Tony.....1943-44  
 Parker, Ace.....1937-38  
 Parker, Dave.....1988-89  
 Parker, Jarrod.....2012-13  
 Parmelee, Roy.....1939  
 Parnham, Rube.....1916-17  
 Parrett, Jeff.....1992  
 Parrino, Andy.....2013  
 Parsons, Bill.....1974  
 Pate, Joe.....1926-27  
 Patterson, Daryl.....1971  
 Patterson, Eric.....2008-10  
 Patterson, Mike.....1981  
 Patton, Bill.....1935  
 Payton, Jay.....2005-06  
 Peck, Hal.....1944-46  
 Peerson, Jack.....1935-36  
 Peffer, Monte.....1913  
 Pena, Carlos.....2002

Pena, Orlando.....1962-65  
 Pena, Roberto.....1970  
 Pennington, Cliff.....2008-12  
 Pennock, Herb.....1912-15  
 Pepper, Bob.....1915  
 Perez, Antonio.....2006  
 Perez, Marty.....1977-78  
 Perkins, Charlie.....1930  
 Perkins, Cy.....1915, 17-30  
 Perry, Jim.....1975  
 Perry, Scott.....1918-21  
 Peters, Rick.....1983, 86  
 Peters, Rusty.....1936-38  
 Peterson, Jim.....1931, 33  
 Peterson, Shane.....2013  
 Petit, Gregorio.....2008-09  
 Pfister, Dan.....1961-64  
 Phelps, Ken.....1989-90  
 Phillely, Dave.....1951-53  
 Phillips, Tony.....1982-89, 99  
 Phoenix, Steve.....1994-95  
 Piatt, Adam.....2000-03  
 Piatt, Wiley.....1907  
 Piazza, Mike.....2001  
 Picciolo, Rob.....1977-82, 85  
 Picinich, Val.....1916-17  
 Pick, Charlie.....1916  
 Picking, Ollie.....1903-04  
 Pierce, Tony.....1967-68  
 Pierson, William.....1918-19, 24  
 Pignatano, Joe.....1961  
 Pilarcik, Al.....1956, 61  
 Pillion, Squiz.....1915  
 Pina, Horacio.....1973  
 Pinnance, Ed.....1903  
 Pippen, Cotton.....1939  
 Pisoni, Jim.....1956-57  
 Pitts, Gaylen.....1974-75  
 Pizarro, Juan.....1969  
 Plank, Eddie.....1901-14  
 Plantier, Phil.....1996  
 Plarski, Don.....1955  
 Pless, Rance.....1956  
 Plunk, Eric.....1986-89  
 Polonia, Luis.....1987-89  
 Poole, Jim.....1925-27  
 Poole, Roy.....1941, 47  
 Porter, Bo.....2000  
 Porter, Odie.....1902  
 Portocarrero, Arnie.....1954-57  
 Posada, Leo.....1960-62  
 Potter, Nels.....1938-41, 48  
 Powell, Landon.....2009-11  
 Power, Vic.....1954-58  
 Powers, Doc.....1901-09  
 Powers, Ike.....1927-28  
 Prescott, Bobby.....1961  
 Prieto, Ariel.....1995-98, 00  
 Pruett, Jim.....1944-45  
 Puccinelli, George.....1936  
 Purcey, David.....2011  
 Putnam, Danny.....2007

**Q**  
 Quinn, Jack.....1925-30  
 Quinn, Tad.....1902-03  
 Quinones, Luis.....1983

Quirk, Jamie.....1989-92

**R**  
 Raczka, Mike.....1992  
 Raether, Hal.....1954, 57  
 Raines, Tim.....1999  
 Rainey, Chuck.....1984  
 Rakow, Ed.....1961-63  
 Ramirez, Edwar.....2010  
 Ramirez, Erasmo.....2007  
 Ramirez, Milt.....1979  
 Randolph, Willie.....1990  
 Raschi, Vic.....1955  
 Rath, Morrie.....1909-10  
 Ratliff, Jon.....2000  
 Ray, Carl.....1915-16  
 Ready, Randy.....1992  
 Reames, Britt.....2005  
 Recker, Anthony.....2011-12  
 Reddick, Josh.....2012-13  
 Redman, Mark.....2004  
 Reed, Howie.....1958-60  
 Reineke, Chad.....2009  
 Reiss, Al.....1932  
 Reninger, Jim.....1938-39  
 Renko, Steve.....1978  
 Renna, Bill.....1954-56  
 Repoz, Roger.....1966-67  
 Resop, Chris.....2013  
 Rettig, Otto.....1922  
 Revenig, Todd.....1992  
 Revering, Dave.....1978-81  
 Reyes, Carlos.....1994-97  
 Reynolds, Tommie.....1963-65,  
 69  
 Rhodes, Arthur.....2004  
 Rhodes, Gordon.....1936  
 Richards, Paul.....1935  
 Richardson, Jack.....1915-16  
 Richardson, Ken.....1942  
 Richmond, Don.....1941, 46-47  
 Riconda, Harry.....1923-24  
 Rigby, Brad.....1997, 99  
 Righetti, Dave.....1994  
 Rijo, Jose.....1985-87  
 Riles, Ernest.....1991  
 Rincon, Ricardo.....2002-05  
 Rinker, Bob.....1950  
 Ripple, Jimmy.....1943  
 Rivera, Jim.....1961  
 Roberts, Bip.....1998  
 Roberts, Ray.....1919  
 Robertson, Connor.....2007  
 Robertson, Jim.....1954-55  
 Robertson, Sherry.....1952  
 Robinson, Bruce.....1978  
 Robinson, Eddie.....1953, 56  
 Robinson, Floyd.....1968  
 Rochefort, Ben.....1914  
 Rodriguez, Henry.....2009-10  
 Rodriguez, Rick.....1986-87  
 Rodriguez, Roberto.....1967,  
 70  
 Roettger, Oscar.....1932  
 Rogers, Kenny.....1998-99  
 Rogers, Tom.....1919  
 Roland, Jim.....1969-72

Romberger, Dutch.....1954  
 Rommel, Eddie.....1920-32  
 Roney, Matt.....2006  
 Roof, Phil.....1966-69  
 Rosales, Adam.....2010-13  
 Rosar, Buddy.....1945-49  
 Rosario, Santiago.....1965  
 Ross, Mike.....2004  
 Rosenthal, Larry.....1944-45  
 Ross, Buck.....1936-41  
 Ross, Tyson.....2010-12  
 Roth, Braggio.....1919  
 Rothrock, Jack.....1937  
 Rouse, Mike.....2006  
 Rowe, Harland.....1916  
 Rowland, Chuck.....1923  
 Roy, Emil.....1933  
 Rozek, Dick.....1953-54  
 Rubeling, Al.....1940-41  
 Rudi, Joe.....1967-76, 82  
 Rullo, Joe.....1943-44  
 Russell, Jeff.....1992  
 Russell, Lefty.....1910-12  
 Rutner, Mickey.....1947  
 Ryan, Rob.....2001

**S**  
 Saarloos, Kirk.....2004-06, 08  
 Saenz, Olmedo.....1999-02  
 Saffell, Tom.....1955  
 Sain, Johnny.....1955  
 Sakata, Lenn.....1986  
 Salmon, Roger.....1912  
 Salve, Gus.....1908  
 Samcoff, Ed.....1951  
 Sanchez, Alejandro.....1987  
 Sanders, John.....1965  
 Sanders, Ken.....1964, 66, 68  
 Sanderson, Scott.....1990  
 Sands, Charlie.....1975  
 Sandt, Tommy.....1975-76  
 Sanford, Jack.....1967  
 Sanguillen, Manny.....1977  
 Santangelo, F.P.....2001  
 Santiago, Jose.....1956  
 Santiago, Jose.....1963-65  
 Sauerbeck, Scott.....2006  
 Saunders, Rusty.....1927  
 Sauvour, Rich.....2000  
 Savage, Bob.....1942, 46-48  
 Sax, Steve.....1994  
 Schaefer, Jeff.....1994  
 Schang, Wally.....1913-17, 30  
 Schauer, Rube.....1917  
 Scheer, Heinie.....1922-23  
 Scheib, Carl.....1943-45, 47-54  
 Schelle, Jim.....1939  
 Schillings, Red.....1922  
 Schlitzer, Biff.....1908-09  
 Schreckengost, Ossee.....  
 1902-08  
 Schumann, Hack.....1906  
 Schwartz, Randy.....1965-66  
 Schypinski, Jerry.....1955  
 Scott, Dick.....1989  
 Scott, Rodney.....1977  
 Scribner, Evan.....2012-13

## Athletics All-Time Roster, continued

Scutaro, Marco.....2004-07	Snyder, Brian.....1989	Talton, Tim.....1966-67	<b>V</b>
Segui, Diego.....1962-68, 70-72	Snyder, Russ.....1959-60	Tam, Jeff.....2000-02	Valdez, Mario.....2000-01
Seibold, Socks..1915-17, 19	Sogard, Eric.....2010-13	Tartabull, Danny.....1995	Valo, Elmer..1940-43, 46-56
Seitzer, Kevin.....1993	Sorensen, Lary.....1984	Tartabull, Jose.....1962-66, 69-70	Van Brabant, Ozzie.1954-55
Service, Scott.....2000	Sosa, Elias.....1978	Taylor, Arlas.....1921	Van Poppel, Todd.....1991, 93-96
Sexton, Jimmy.....1981-82	Souza, Mark.....1980	Taylor, Billy.....1994, 96-99	Vaughan, Porter.....1940-41, 46
Seybold, Socks.....1901-08	Sparks, Steve.....2003	Taylor, Harry.....1957	Vaughn, Roy.....1934
Shamsky, Art.....1972	Speaker, Tris.....1928	Taylor, Joe.....1954	Veach, Al.....1935
Shanner, Bill.....1920	Spencer, Jim.....1981-82	Taylor, Michael.....2011-13	Velandia, Jorge.....1998-00
Shannon, Red.....1917-21	Sperry, Stan.....1938	Tejada, Miguel.....1997-03	Velarde, Randy.1999-00, 02
Shantz, Billy.....1954-55	Spicer, Bob.....1955-56	Telgheder, Dave.....1996-98	Venafro, Mike.....2002
Shantz, Bobby.....1949-56	Spiezio, Scott.....1996-99	Tellmann, Tom.....1985	Vickers, Rube.....1907-09
Sharman, Ralph.....1917	Sprague, Ed.....1968-69	Tenace, Gene.....1969-76	Virgil, Ozzie.....1961
Shaughnessy, Shag.....1908	Sprague, Ed.....1998	Terry, Ralph.....1957-59, 66	Vizcaino, Luis.....1999-01
Shaver, Jeff.....1988	Springer, Russ.....2009	Terwilliger, Wayne....1959-60	Vogt, Stephen.....2013
Shaw, Bob.....1961	Stafford, Bill.....1966-67	Tettleton, Mickey.....1984-87	Voigt, Jack.....1998
Shaw, Don.....1972	Staggs, Steve.....1978	Thies, Dave.....1963	Thomas, Bud.....1937-39
Shawkey, Bob.....1913-15	Stahl, Larry.....1964-66	Thomas, Charles.....2005	Thomas, Frank.....2006, 08
Shea, Red.....1918	Stainback, Tuck.....1946	Thomas, Fred.....1919-20	Thomas, Ira.....1909-15
Shean, Dave.....1906	Stairs, Matt.....1996-00	Thomas, Kite.....1952-53	Thomason, Gary.....1978
Sheehan, Tom.....1915-16	Staley, Gerry.....1961	Thomasson, Harry.....1919	Thompson, Harry.....2007
Sheets, Ben.....2010	Staller, George.....1943	Thompson, Kevin.....2012	Thompson, Rich.....2012
Sheldon, Rollie.....1965-66	Stanley, Fred.....1981-82	Thompson, Rich.....2012	Thompson, Shag.....1914-16
Sheldon, Scott.....1997	Stanley, Mike.....2000	Thompson, Tim.....1956-57	Thompson, Steve.....1916-17
Sherling, Ed.....1924	Steelman, Farmer.....1901-02	Thrasher, Buck.....1960-61	Throneberry, Marv...1960-61
Sherman, Joe.....1915	Stein, Blake.....1998-99	Tillman, Rusty.....1986	Tipton, Eric.....1939-41
Shirley, Tex.....1941-42	Stein, Irv.....1932	Tipton, Joe.....1950-52	Tipton, Pat.....1941
Shoemaker, Charlie..... 1961-62, 64	Steinbach, Terry.....1986-96	Tobin, Jim.....1975-76, 79	Todd, Phil.....1931
Shores, Bill.....1928-31	Stellbauer, Bill.....1916	Tolleson, Steve.....2010	Tomanek, Dick.....1958-59
Show, Eric.....1991	Stephens, Gene.....1961-62	Tomberlin, Andy.....1995	Tomko, Brett.....2009
Siebert, Norm.....1960-63	Stewart, Bill.....1955	Tomkins, Ron.....1965	Toppin, Rupe.....1962
Siebert, Dick.....1938-45	Stewart, Dave.....1986-92, 95	Torrealba, Pablo.....1977	Torrez, Mike.....1976-77, 84
Siebert, Sonny.....1975	Stewart, Shannon.....2007	Tovar, Cesar.....1975-76	Trice, Bob.....1953-55
Sierra, Ruben.....1992-95	Stock, Wes.....1964-67	Trillo, Manny.....1973-74	Trowbridge, Bob.....1960
Sigafoos, Frank.....1926	Stokes, Art.....1925	Trowbridge, Bob.....1960	Trucks, Virgil.....1957-58
Sima, Al.....1954	Stone, Ron.....1966	Tsitoris, John.....1958-60	Turbeville, George...1935-37
Simmons, Al.....1924-32, 40-41, 44	Stottlemire, Todd.....1995	Turner, Terry.....1919	Turner, Tink.....1915
Simpson, Harry.....1955-59	Straily, Dan.....2012-13	Tuttle, Bill.....1958-61	Tyack, Jim.....1943
Sinatro, Matt.....1987-88	Strand, Paul.....1924	Tyack, Jim.....1943	Tyrone, Jim.....1977
Singleton, Chris.....2003	Street, Huston.....2005-08	U	
Sizemore, Scott.....2011, 13	Strunk, Amos.....1908-17, 19-20, 24	Umberger, Jim.....1977	
Skaff, Frank.....1943	Sturdivant, Tom..1959, 63-64	Underwood, Tom.....1981-83	
Skizas, Lou.....1956-57	Sturgis, Dean.....1914	Upchurch, Woody...1935-36	
Slapppy, John.....1920	Styles, Lena.....1919-21	Upton, Bill.....1954	
Slaughter, Enos.....1955-56	Suarez, Ken.....1966-67	Urban, Jack.....1957-58	
Sleater, Lou.....1955	Suder, Pete..1941-43, 46-55		
Slusarski, Joe.....1991-93	Sullivan, Haywood...1961-63		
Small, Aaron.....1996-98	Sullivan, Jim.....1921-22		
Small, Jim.....1958	Summa, Homer.....1929-30		
Smith, Dave.....1938-39	Summers, Champ.....1974		
Smith, Eddie.....1936-39	Sutton, Don.....1985		
Smith, Greg.....2008	Sutton, Larry.....2002		
Smith, Hal.....1956-59	Suzuki, Kurt.....2007-12, 13		
Smith, Harry.....1901	Sveum, Dale.....1993		
Smith, Mark.....1983	Sweeney, Buck.....1914		
Smith, Mayo.....1945	Sweeney, Mike.....2008		
Smith, Red.....1925	Sweeney, Ryan.....2008-11		
Smith, Seth.....2012-13	Swift, Bob.....1942-43		
Smith, Syd.....1908	Swisher, Nick.....2004-07		
Smithberg, Roger...1993-94			
Snelling, Chris.....2007	<b>T</b>		
Snyder, Bernie.....1935	Tabb, Jerry.....1977-78		
	Taff, John.....1913		
	Talbot, Fred..1965-66, 69-70		

Wheat, Lee ..... 1954-55	Willis, Lefty ..... 1925-27	Wolf, Lefty..... 1921	Yankowski, George..... 1942
Wheat, Zack ..... 1927	Wilshere, Whitey..... 1934-36	Wolf, Ross ..... 2010	Yarrison, Rube ..... 1922
Wheaton, Woody ... 1943-44	Wilson, Bill ..... 1954-55	Wolfe, Chuck ..... 1923	Yerkes, Carroll ..... 1927-29
White, Don ..... 1948-49	Wilson, Highball ..... 1902	Wolff, Roger ..... 1941-43	York, Lefty ..... 1919
White, Jo-Jo ..... 1943-44	Wilson, Jack ..... 1934	Womack, Dooley ..... 1970	York, Rudy ..... 1948
Whittaker, Walt ..... 1916	Wilson, Jim ..... 1949	Wood, Doc ..... 1923	Yoter, Elmer ..... 1921
Wickersham, Dave . 1960-63	Wilson, Tom ..... 2001	Wood, Jason ..... 1998	Young, Chris ..... 2013
Wilhelm, Spider ..... 1953	Wilson, Willie ..... 1991-92	Wood, Mike ..... 2003	Young, Curt..... 1983-91, 93
Wilkins, Bobby ..... 1944-45	Wiltse, Snake ..... 1901-02	Woodard, Darrell ..... 1978	Young, Ernie ..... 1994-97
Willard, Jerry ..... 1986-87	Windhorn, Gordie ..... 1962	Woods, Gary ..... 1976	Young, Matt ..... 1989
Williams, Al ..... 1937-38	Windsor, Jason ..... 2006	Worden, Fred ..... 1914	Young, Ralph ..... 1922
Williams, Billy ..... 1975-76	Wingo, Al ..... 1919	Worrell, Tim ..... 1998-99	Yount, Eddie ..... 1937
Williams, Dib ..... 1930-35	Wingo, Ed ..... 1920	Wortham, Rich ..... 1983	
Williams, Dick ..... 1959-60	Winston, Hank ..... 1933	Wright, Ed ..... 1952	<b>Z</b>
Williams, Don ..... 1962	Wirth, Alan ..... 1978-80	Wright, Taffy ..... 1949	Zachary, Tom ..... 1918
Williams, Earl ..... 1977	Witasick, Jay. 1996-98; 05-07	Wuertz, Michael ..... 2009-11	Zapatas, Joe ..... 1933
Williams, George ..... 1964	Witmeyer, Ron ..... 1991	Wyatt, John ..... 1961-66, 69	Zernial, Gus ..... 1951-57
Williams, George ... 1995-97	Witt, Bobby ..... 1992-94	Wyckoff, Weldon ..... 1913-16	Ziegler, Brad ..... 2008-11
Williams, Mark ..... 1977	Witt, Whitey . 1916-17, 19-21	Wyse, Hank ..... 1950-51	Zinn, Jimmy ..... 1919
Williams, Marsh ..... 1916	Wojciechowski, Steve.....		Zito, Barry ..... 2000-06
Willingham, Josh ..... 2011	Wojcik, John ..... 1962-64	<b>Y</b>	Zoldak, Sam ..... 1951-52
Willis, Dale ..... 1963		Yabu, Keiichi ..... 2005	

## MOST RECENT TRADES WITH EACH TEAM

<b>Arizona</b>	Acquired OF Chris Young and cash for SS Cliff Pennington and minor league IF Yordy Cabrera, October 20, 2012.
<b>Atlanta</b>	Acquired P Joey Devine and P Jamie Richmond for OF Mark Kotsay and cash considerations, January 14, 2008.
<b>Baltimore</b>	Acquired P Jim Johnson for IF Jemile Weeks and a PTBNL (minor league C David Freitas on December 12), December 2, 2013.
<b>Boston</b>	Acquired P Sandy Rosario for cash or a PTBNL (minor league P Graham Godfrey, December 7, 2012), November 28, 2012.
<b>Chicago-AL</b>	Acquired cash considerations for OF Casper Wells, April 29, 2013
<b>Chicago-NL</b>	Acquired minor league C Blake Lalli for C Anthony Recker, August 27, 2012
<b>Cincinnati</b>	Acquired IF Adam Rosales and OF Willy Taveras for IF Aaron Miles and a player to be named later, February 2, 2010.
<b>Cleveland</b>	Acquired P Roy Smith for cash considerations on November 13, 2002.
<b>Colorado</b>	Acquired P Drew Pomeranz and minor league P Chris Jensen for P Brett Anderson and cash considerations, December 10, 2013.
<b>Detroit</b>	Acquired IF Scott Sizemore for P David Purcey, May 27, 2011.
<b>Florida</b>	Acquired P Mark Redman for P Mike Neu and minor league P Bill Murphy on December 16, 2003.
<b>Houston</b>	Acquired minor league OF Jake Goebbert for P Travis Blackley, April 4, 2013
<b>Kansas City</b>	Acquired 1B Kila Ka'aihue for minor league P Philip Hollingsworth, September 27, 2011.
<b>Los Angeles-AL</b>	Acquired IF Alberto Callaspo for minor league IF Grant Green, July 30, 2013
<b>Los Angeles-NL</b>	Acquired OF Milton Bradley and IF Antonio Perez in exchange for OF Andre Ethier, December 13, 2005.
<b>Milwaukee</b>	Acquired C George Kottaras for P Fautino De Los Santos, July 29, 2012.
<b>Minnesota</b>	Acquired minor league IF Tyler Ladendorf for IF Orlando Cabrera, July 31, 2009.
<b>New York-AL</b>	Acquired P Chris Hammond for P Eduardo Sierra and minor league INF J.T. Stotts on December 18, 2003
<b>New York-NL</b>	Acquired minor league IF Jeffry Marte for OF Collin Cowgill, December 18, 2012.
<b>Philadelphia</b>	Acquired IF Adrian Cardenas, P Josh Outman and OF Matt Spencer for P Joe Blanton, July 17, 2008.
<b>Pittsburgh</b>	Acquired P Chris Resop for minor league P Zach Thornton, November 30, 2012.
<b>St. Louis</b>	Acquired P Clayton Mortensen and minor league IF Brett Wallace and OF Shane Patterson for OF Matt Holliday, July 24, 2009.
<b>San Diego</b>	Acquired P Luke Gregerson for OF Seth Smith, December 3, 2013
<b>San Francisco</b>	Acquired OF Ernest Riles for OF Darren Lewis and minor league P Pedro Pena on December 4, 1990.
<b>Seattle</b>	Acquired IF Vinnie Catricala for a player to be named later or cash, June 9, 2013.
<b>Tampa Bay</b>	Acquired C Stephen Vogt in exchange for cash considerations, April 5, 2013
<b>Texas</b>	Acquired OF Craig Gentry and P Josh Lindblom for OF Michael Choice and minor league IF Chris Bostick, December 3, 2013
<b>Toronto</b>	Acquired OF Casper Wells for cash, April 22, 2013
<b>Washington</b>	Acquired OF Corey Brown for cash, December 19, 2013.




# OAKLAND A'S COACHES

Adair, Jerry ..... 1972-74	Hofman, Bob 1969-70, 74-78	Metro, Charlie ..... 1982	Saul, Jim ..... 1979
Alejo, Bob ..... 1996-97	Hoscheit, Vern ..... 1969-74	Mitterwald, George.. 1979-82	Schaefer, Bob ..... 2007
Bosley, Thad ..... 1999-03	Hudgens, Dave. 1999, 03-05	Moore, Jackie ..... 1981-84	Schoendienst, Red. 1977-78
Boyer, Clete ..... 1980-85	Jackson, Reggie ..... 1991	Monchak, Al ..... 1976	Schueller, Ron ..... 1983-84
Burleson, Rick ..... 1991	Jones, Gary ..... 1998	Newman, Jeff ..... 1986	Skaalen, Jim ..... 2009-10
Bush, Darren ..... 2013	Kusnyer, Art ..... 1989-95	Noren, Irv ..... 1971-74	Skinner, Joel ..... 2011
Cluck, Bob ..... 1996-97	Lachemann, Rene. 1987-92,	Nottle, Ed ..... 1983	Speier, Chris ..... 2004
Davis, Chili ..... 2012-13	05-07	Paul, Mike ..... 1987-88	Stange, Lee ..... 1977-79
DeFrancisco, Tony ..... 2008	Lansford, Carney .... 1994-95	Perry, Gerald ..... 2006, 11	Steverson, Todd ..... 2009-10
Didier, Bob ..... 1984-86	Lau, Charlie ..... 1970	Peterson, Rick ..... 1998-03	Stock, Wes ... 1973-76, 84-86
DiMaggio, Joe ..... 1968-69	Lefebvre, Jim 1987-88, 94-95	Plaza, Ron ..... 1986	Van Burkleo, Ty ..... 2007-08
Dyer, Duffy ..... 1996-98	Lollar, Sherm ..... 1968-69	Posedel, Bill ..... 1968-72	Wakamatsu, Don ..... 2008
Duncan, Dave ..... 1986-95	Lonnett, Joe ..... 1976	Prieto, Ariel ..... 2012-13	Waller, Tye ..... 2007-13
Ermer, Cal ..... 1977	Lumpe, Jerry ..... 1971	Quade, Mike ..... 2000-02	Walling, Denny ..... 1996-98
Fischer, Brad ..... 1996-07	Luzinski, Greg ..... 1993	Rader, Doug ..... 1992	Walls, Lee ..... 1979-82
Fowler, Art ..... 1980-82	Macha, Ken ..... 1999-02	Rettenmund, Merv ... 1989-90	Washington, Ron ... 1996-06
Francona, Terry ..... 2003	Maxvill, Dal ..... 1975	Reynolds, Tommie ... 1989-95	Watson, Bob ..... 1986-88
Gallego, Mike ..... 2009-13	McKay, Dave ..... 1984-95	Rodriguez, Rick ..... 2011-12	Williams, Billy ..... 1983-85
Geran, Bob ..... 2003-06	McKeon, Jack ..... 1978	Romanick, Ron ..... 2008-11	Winkles, Bobby ..... 1974-75
Hale, Chip ..... 2012-13	McNamara, John .... 1968-69	Rudi, Joe ..... 1986-87	Young, Curt. 2004-10; 12-13

# OAKLAND A'S & SAN FRANCISCO GIANTS

Since 1968, there have been a total of 78 players who have played for both the Oakland Athletics and San Francisco Giants. Here is an alphabetical listing of those players.

Player	A's	Giants	Player	A's	Giants	Player	A's	Giants
Jeremy Accardo	2012	2005-06	Phil Garner	1973-76	1988	Joe Morgan	1984	1981-82
Mike Aldrete	1993-95	1986-88	Chad Gaudin	2006-08; 2013		Guillermo Moscoso	2011	2013
Gary Alexander	1978	1975-77		2010		Bill North	1973-78	1979-81
Felipe Alou	1970-71	1958-63	Dan Giese	2009	2007	Dan Otero	2013	2012
Jesus Alou	1973-74	1963-68	Rich Gossage	1992-93	1989	Marty Perez	1977-78	1976
Matty Alou	1972	1960-65	Jose Guillen	2003	2010	Luis Quinones	1983	1986
Dusty Baker	1985-86	1984	Dave Heaverlo	1978-79; 1975-77		Dave Righetti	1994	1991-93
Bill Bathe	1986	1989-90		1981		Ernest Riles	1991	1988-90
Travis Blackley	2012	2007; 12	Dave Henderson	1988-93	1987	Rick Rodriguez	1986-87	1990
Vida Blue	1969-77	1978-81; 1985-86	Gil Heredia	1998-01	1991-92	Alejandro Sanchez	1987	1984
			Stan Javier	1986-90; 1996-99		Scott Sanderson	1990	1993
Ollie Brown	1972	1965-68		94-95		F.P. Santangelo	2001	1999
Orlando Cabrera	2009	2011	John Johnstone	1997	1997-2000	Marco Scutaro	2004-07	2012-13
Ernie Camacho	1980	1989-90	Ed Jurak	1988	1989	Scott Service	2000	1995
Santiago Castilla	2004-09	2010-13	Bob Kearney	1981-83	1979	Lary Sorensen	1984	1988
Alberto Castillo	2005	2003	Mike Kingery	1992	1990-91	Elias Sosa	1978	1972-74
Orlando Cepeda	1972	1958-66	Brian Kingman	1979-82	1983	Champ Summers	1974	1982-83
Doug Clark	2005	2006	Dave Kingman	1984-86	1971-74	Miguel Tejada	1997-03	2011
Joe Coleman	1977-78	1979	Brad Komminsk	1991	1990	Gary Thomasson	1978	1972-77
John D'Acquisto	1982	1973-76	Bob Lacey	1977-80	1984	Rusty Tillman	1986	1988
Rajai Davis	2008-10	2007-08	Gary Lavelle	1987	1974-84	Brett Tomko	2009	2004-05
Kelly Downs	1992-93	1986-92	Johnnie LeMaster	1986	1975-85	Manny Trillo	1973-74	1984-85
Ray Durham	2002	2003-08	Darren Lewis	1990	1991-95	Ed Vosberg	1994	1990
Randy Elliott	1980	1977	Brent Mayne	1997	1998-99	Jay Witasick	1996-98; 2002	
Alan Embree	2007-08	1999-2001	David McCarty	2003	1995-96;		2005-07	
Keith Foulke	2003; 2008	1997	Willie McCovey	1976	1959-73; 1977-80	Tim Worrell	1998-99	2001-03; 06
Tito Fuentes	1978	1965-67; 1969-74	Willie McGee	1990	1991-94	Keiichi Yabu	2005	2008
			Kevin Mitchell	1998	1987-91	Barry Zito	2000-06	2007-13



*2013 American League MVP Miguel Cabrera*

**OPPONENTS**

# BALTIMORE ORIOLES



American League East  
 Oriole Park at Camden Yards  
 333 W. Camden Street  
 Baltimore, MD 21201

Switchboard: (410) 547-6100

Press Box: (410) 547-6257

Media Relations: (410) 547-6150

Media Relations FAX: (410) 547-6272

Chairman of the Board/Chief Executive Officer .....Peter Angelos  
 Executive Vice President .....John Angelos  
 Executive Vice President, Baseball Operations .....Dan Duquette  
 Manager .....Buck Showalter  
 1163-1095 (15 seasons)  
 281-262 (4 seasons with Baltimore)

Director, Public Relations .....Monica Barlow (410) 547-6160  
 Manager, Media Relations .....Jeff Lantz (410) 547-6106  
 Coordinator, Baseball Information .....Jay Moskowitz (410) 547-6167  
 Coordinator, Team Travel .....Kevin Buck (410) 547-6075  
 Stadium ..... Oriole Park at Camden Yards  
 Capacity / Opened ..... 45,971 / 1992

## SERIES FACTS

Longest A's Winning Streak: 9, May 5, 2008-August 10, 2009  
 Longest Orioles Winning Streak: 13, August 14, 1977-April 27, 1979  
 Last A's Series Sweep at Oakland (3 games): May 27-29, 2011  
 Last A's Series Sweep at Oakland (4 games): August 23-26, 2004  
 Last A's Series Sweep at Baltimore (3 games): August 16-18, 2004  
 Last A's Series Sweep at Baltimore (4 games): August 26-29, 2005  
 Last Orioles Series Sweep at Oakland (3 games): August 15-17, 2005  
 Last Orioles Series Sweep at Oakland (4 games): May 22-25, 1987  
 Last Orioles Series Sweep at Baltimore (3 games): June 6-8, 2011  
 Last Orioles Series Sweep at Baltimore (4 games): July 7-9, 1961  
 Most Runs in a Game by Oakland: 15, August 30, 2001 (15-0)  
 Most Runs in a Game by Baltimore: 18, August 15, 1996 (18-5)  
 Widest Margin of Victory by Oakland: 15, August 30, 2001 (15-0)  
 Widest Margin of Victory by Baltimore: 13, August 15, 1996 (18-5)

## SERIES BREAKDOWN

	W	L	PCT.
PHI vs. Brewers (1901)	14	6	.700
PHI vs. Browns (1902-53)	606	513	.542
PHI vs. Orioles (1954)	12	10	.545
KC vs. Orioles (1955-67)	104	151	.408
OAK vs. Orioles (1968-2013)	251	250	.501
<b>Totals</b>	<b>987</b>	<b>930</b>	<b>.515</b>
<b>at the Coliseum</b>	<b>125</b>	<b>129</b>	<b>.492</b>
<b>at Camden Yards</b>	<b>59</b>	<b>47</b>	<b>.557</b>

## 2014 SCHEDULE

Dates	Site	Times
June 6-8	BAL	4:05, 3:15, 10:35
July 18-20	OAK	7:05, 6:05, 1:05

## 2013 RECAP

Date	H-A	W-L	Score	Winner	Loser
4/25	H	L	2-10	Hammel	Parker
4/26	H	L	0-3	Chen	Milone
4/27	H	L	3-7	Tillman	Griffin
4/28	H	W	9-8	Blevins	Strop
8/23	A	L	7-9	Rodriguez	Cook
8/24	A	W	2-1	Parker	O'Day
8/25	A	L	3-10	Feldman	Gray
<b>Totals</b>	<b>2-5</b>	<b>26-48</b>			

## YEAR-BY-YEAR SERIES RESULTS

Year	Home	Road	Totals	Year	Home	Road	Totals	Year	Home	Road	Totals
1968	6-4	3-5	9-9	1984	2-4	4-2	6-6	2000	4-2	4-2	8-4
1969	3-3	1-5	4-8	1985	3-3	2-4	5-7	2001	4-2	3-0	7-2
1970	3-3	2-4	5-7	1986	5-3	2-2	7-5	2002	1-2	4-2	5-4
1971	2-4	2-3	4-7	1987	2-4	3-3	5-7	2003	6-0	1-2	7-2
1972	1-5	5-1	6-6	1988	4-2	4-2	8-4	2004	4-0	3-0	7-0
1973	3-3	4-2	7-5	1989	5-1	2-4	7-5	2005	0-3	6-1	6-4
1974	2-4	4-2	6-6	1990	3-3	5-1	8-4	2006	2-1	2-1	4-2
1975	5-1	3-3	8-4	1991	4-2	5-1	9-3	2007	1-2	3-2	4-4
1976	4-2	4-2	8-4	1992	1-5	5-1	6-6	2008	3-0	2-0	5-0
1977	0-5	2-3	2-8	1993	1-5	1-5	2-10	2009	3-0	2-1	5-1
1978	0-6	0-5	0-11	1994	3-3	2-4	5-7	2010	3-1	4-2	7-3
1979	2-4	2-4	4-8	1995	3-3	4-2	7-5	2011	5-1	0-3	5-4
1980	2-4	3-3	5-7	1996	2-5	2-4	4-9	2012	2-1	3-3	5-4
1981	3-3	2-4	5-7	1997	1-5	2-3	3-8	2013	1-3	1-2	2-5
1982	3-3	2-4	5-7	1998	1-4	2-4	3-8	<b>Totals</b>	<b>125-129</b>	<b>126-121</b>	<b>251-250</b>
1983	3-3	1-5	4-8	1999	4-2	3-3	7-5				



# BOSTON RED SOX



American League East  
 Fenway Park  
 4 Yawkey Way  
 Boston, MA 02215-3496  
**Switchboard:** (617) 226-6000  
**Press Box:** (617) 226-6732  
**Media Relations:** (617) 226-6613  
**Media Relations FAX:** (617) 226-6713

Principal Owner ..... John Henry  
 President, Chief Executive Officer ..... Larry Lucchino  
 Executive Vice President, General Manager ..... Ben Cherington  
 Manager ..... John Farrell  
 251-235 (3 seasons)  
 97-65 (1 season with Boston)  
 Director, Media Relations ..... Kevin Gregg (617) 226-6759  
 Manager, Media Relations ..... Leah Tobin (617) 226-6519  
 Media Relations Specialist ..... Abby DeCiccio (617) 226-6214  
 Traveling Secretary ..... Jack McCormick (617) 226-6747  
 Stadium ..... Fenway Park  
 Capacity / Opened ..... 37,495 (night); 37,067 (day) / 1912

## SERIES FACTS

Longest A's Winning Streak: 8, May 1-September 2, 2012  
 Longest Red Sox Winning Streak: 11, July 10, 1993-April 28, 1994  
 Last A's Series Sweep at Oakland (3 games): August 31-Sept. 2, 2012  
 Last A's Series Sweep at Oakland (4 games): None  
 Last A's Series Sweep at Boston (3 games): September 3-5, 1990  
 Last A's Series Sweep at Boston (4 games): August 10-12, 1971  
 Last Red Sox Series Sweep at Oakland (3 games): September 6-8, 2004  
 Last Red Sox Series Sweep at Oakland (4 games): August 4-7, 1977  
 Last Red Sox Series Sweep at Boston (3 games): June 3-5, 2011  
 Last Red Sox Series Sweep at Boston (4 games): July 22-25, 1993  
 Most Runs in a Game by Oakland: 21, June 14, 1969 (21-7)  
 Most Runs in a Game by Boston: 16 (twice), last: May 20, 1996 (16-4)  
 Widest Margin of Victory by Oakland: 18, August 31, 2012 (20-2)  
 Widest Margin of Victory by Boston: 12 (three times), last: April 15, 2000 (14-2)

## SERIES BREAKDOWN

	W	L	PCT.
PHI vs. Red Sox (1901-54)	533	632	.458
KC vs. Red Sox (1955-67)	109	149	.422
OAK vs. Red Sox (1968-2013)	230	278	.453
<b>Totals</b>	<b>872</b>	<b>1059</b>	<b>.452</b>
at the Coliseum	137	115	.544
at Fenway Park (since 1968)	92	162	.362

## 2014 SCHEDULE

Dates	Site	Times
May 2-4	BOS	4:10, 10:35, 10:35
June 19-22	OAK	7:05, 7:05, 1:05, 1:05

## 2013 RECAP

Date	H-A	W-L	Score	Winner	Losers
4/22	A	L	6-9	Doubront	Griffin
4/23	A	W	13-0	Colon	Aceves
4/24	A	L	5-6	Lester	Anderson
7/12	H	L	2-4	Lackey	Doolittle
7/13	H	W	3-0	Griffin	Lester
7/14	H	W	3-2	Cook	Thornton
<b>Totals</b>	<b>3-3</b>	<b>32-21</b>			

## YEAR-BY-YEAR SERIES RESULTS

Year	Home	Road	Totals	Year	Home	Road	Totals	Year	Home	Road	Totals
1968	6-3	4-5	10-8	1985	2-4	2-4	4-8	2002	0-3	3-3	3-6
1969	4-2	4-2	8-4	1986	3-3	2-4	5-7	2003	2-2	2-1	4-3
1970	4-2	1-5	5-7	1987	5-1	3-3	8-4	2004	0-3	1-5	1-8
1971	4-2	5-1	9-3	1988	6-0	3-3	9-3	2005	2-1	2-5	4-6
1972	1-5	2-4	3-9	1989	4-2	1-5	5-7	2006	4-2	3-1	7-3
1973	3-3	5-1	8-4	1990	4-2	4-2	8-4	2007	3-1	1-3	4-4
1974	2-4	2-4	4-8	1991	2-4	2-4	4-8	2008	4-3*	0-3	4-6
1975	4-2	2-4	6-6	1992	4-2	3-3	7-5	2009	2-1	3-4	5-5
1976	5-1	3-3	8-4	1993	2-4	1-5	3-9	2010	4-2	1-2	5-4
1977	2-4	1-4	3-8	1994	1-5	2-4	3-9	2011	1-1	1-5	2-6
1978	3-2	2-3	5-5	1995	2-5	2-3	4-8	2012	6-0	2-1	8-1
1979	2-4	1-5	3-9	1996	4-2	1-6	5-8	2013	2-1	1-2	3-3
1980	2-4	1-5	3-9	1997	3-3	1-4	4-7	<b>Totals</b>	<b>138-116*</b>	<b>92-162</b>	<b>230-278</b>
1981	4-2	1-5	5-7	1998	1-4	1-5	2-9				
1982	4-2	0-6	4-8	1999	4-2	2-2	6-4				
1983	2-4	2-4	4-8	2000	2-2	3-3	5-5				
1984	3-3	2-4	5-7	2001	4-2	1-2	5-4				

\*includes 1-1 in Tokyo, Japan

# CHICAGO WHITE SOX



American League Central  
U.S. Cellular Field  
333 West 35th Street  
Chicago, IL 60616

Switchboard: (312) 674-1000

Press Box: (312) 674-5190

Media Relations: (312) 674-5300

Media Relations FAX: (312) 674-5847

Chairman ..... Jerry Reinsdorf  
Senior Vice President, General Manager ..... Rick Hahn  
Manager ..... Robin Ventura  
148-176 (2 seasons)

Senior Vice President, Communications ..... Scott Reifert (312) 674-5302

Director, Media Relations ..... Bob Beghtol (312) 674-5303

Manager, Media Relations ..... Ray Garcia (312) 674-5300

Director of Team Travel ..... Ed Cassin (312) 674-5296

Stadium ..... U.S. Cellular Field

Capacity / Opened ..... 40,615 / 1991

## SERIES FACTS

Longest A's Winning Streak: 11, June 20-September 7, 1970

Longest White Sox Winning Streak: 9, August 1, 1996-August 5, 1997

Last A's Series Sweep at Oakland (3 games): May 31-June 2, 2013

Last A's Series Sweep at Oakland (4 games): August 5-8, 1999

Last A's Series Sweep at Chicago (3 games): July 8-10, 2005

Last A's Series Sweep at Chicago (4 games): May 22-24, 1970

Last White Sox Series Sweep at Oakland (3 games): May 16-18, 1997

Last White Sox Series Sweep at Oakland (4 games): Sept. 24-27, 1987

Last White Sox Series Sweep at Chicago (3 games): May 22-24, 2006

Last White Sox Series Sweep at Chicago (4 games): May 8-11, 1997

Most Runs in a Game by Oakland: 16 (twice), last: April 27, 2002 (16-1)

Most Runs in a Game by Chicago: 17 (twice), last: Sept. 23, 1992 (17-6)

Widest Margin of Victory by Oakland: 15, April 27, 2002 (16-1)

Widest Margin of Victory by Chicago: 16, October 3, 1987 (17-1)

## SERIES BREAKDOWN

	W	L	PCT.
PHI vs. White Sox (1901-54)	585	589	.498
KC vs. White Sox (1955-67)	92	166	.357
OAK vs. White Sox (1968-2013)	295	272	.520
<b>Totals</b>	<b>972</b>	<b>1027</b>	<b>.486</b>
at the Coliseum	156	130	.545
at U.S. Cellular Field	57	54	.514

## 2014 SCHEDULE

Dates	Site	Times
May 12-14	OAK	7:05, 7:05, 12:35
September 8-11	CWS	5:10, 5:10, 5:10, 11:10

## 2013 RECAP

Date	H-A	W-L	Score	Winner	Loser
5/31	H	W	3-0	Colon	Axelrod
6/1	H	W	4-3	Blevins	Santiago
6/2	H	W	2-0	Parker	Sale
6/6	A	W	5-4	Blevins	Thornton
6/7	A	W	4-3	Parker	Sale
6/8	A	L	1-4	Danks	Doolittle
6/9	A	L	2-4	Santiago	Griffin
<b>Totals</b>	<b>5-2</b>	<b>21-18</b>			

## YEAR-BY-YEAR SERIES RESULTS

Year	Home	Road	Totals	Year	Home	Road	Totals	Year	Home	Road	Totals
1968	4-5	4-5	8-10	1984	4-2	3-4	7-6	2000	2-4	1-2	3-6
1969	6-3	4-5	10-8	1985	3-4	2-4	5-8	2001	3-0	5-1	8-1
1970	7-2	9-0	16-2	1986	4-2	2-5	6-7	2002	6-0	1-2	7-2
1971	1-8	6-3	7-11	1987	3-4	1-5	4-9	2003	2-1	3-3	5-4
1972	6-3	2-4	8-7	1988	3-3	5-2	8-5	2004	5-1	2-1	7-2
1973	6-3	6-3	12-6	1989	4-3	4-2	8-5	2005	4-2	3-0	7-2
1974	7-2	4-5	11-7	1990	1-5	4-3	5-8	2006	3-0	0-3	3-3
1975	6-3	3-6	9-9	1991	4-3	2-4	6-7	2007	4-2	1-2	5-4
1976	6-3	3-5	9-8	1992	4-2	4-3	8-5	2008	1-2	3-3	4-5
1977	3-5	2-5	5-10	1993	3-4	3-3	6-7	2009	1-2	4-2	5-4
1978	3-4	5-3	8-7	1994	1-5	2-1	3-6	2010	4-2	1-2	5-4
1979	3-4	1-5	4-9	1995	3-3	2-4	5-7	2011	1-2	3-4	4-6
1980	3-3	4-3	7-6	1996	2-4	5-1	7-5	2012	2-1	1-2	3-3
1981	2-5	4-2	6-7	1997	1-4	2-4	3-8	2013	3-0	2-2	5-2
1982	1-5	3-4	4-9	1998	3-2	4-2	7-4	<b>Totals</b>	<b>156-130</b>	<b>139-142</b>	<b>295-272</b>
1983	4-3	1-5	5-8	1999	4-0	3-3	7-3				

# CLEVELAND INDIANS



American League Central  
Progressive Field  
2401 Ontario Street  
Cleveland, OH 44115

Switchboard: (216) 420-4200

Press Box: (216) 420-4654

Media Relations: (216) 420-4380

Media Relations FAX: (216) 420-4430

Owner & Chief Executive Officer.....Paul J. Dolan  
President.....Mark Shapiro  
Executive Vice President, General Manager.....Chris Antonetti  
Manager.....Terry Francona

1121-985 (13 seasons)

92-70 (1 season with Cleveland)

Director, Baseball Information.....Bart Swain (216) 420-4386

Asst. Director, Baseball Information.....Court Berry-Tripp (216) 420-4391

Director, Team Travel.....Mike Seghi (216) 420-4303

Stadium.....Progressive Field

Capacity / Opened.....42,404 / 1994

## SERIES FACTS

Longest A's Winning Streak: 10, July 31, 1971-August 18, 1972

Longest Indians Winning Streak: 13, May 27, 1994-July 23, 1995

Last A's Series Sweep at Oakland (3 games): August 17-19, 2012

Last A's Series Sweep at Oakland (4 games): September 17-20, 2009

Last A's Series Sweep at Cleveland (3 games): September 18-20, 1989

Last A's Series Sweep at Cleveland (4 games): August 27-30, 2012

Last Indians Series Sweep at Oakland (3 games): April 10-12, 2000

Last Indians Series Sweep at Oakland (4 games): April 26-29, 1999

Last Indians Series Sweep at Cleveland (3 games): May 13-15, 2008

Last Indians Series Sweep at Cleveland (4 games): May 6-9, 2013

Most Runs in a Game by Oakland: 17, August 2, 2001 (17-4)

Most Runs in a Game by Cleveland: 20, May 4, 1991 (20-6)

Widest Margin of Victory by Oakland: 13, August 2, 2001 (17-4)

Widest Margin of Victory by Cleveland: 14, May 4, 1991 (20-6)

## SERIES BREAKDOWN

	W	L	PCT.
PHI vs. Indians (1901-54)	529	642	.452
KC vs. Indians (1955-67)	106	151	.412
OAK vs. Indians (1968-2013)	260	227	.534
<b>Totals</b>	<b>895</b>	<b>1020</b>	<b>.467</b>
at the Coliseum	138	99	.582
at Progressive Field	37	59	.385

## 2014 SCHEDULE

Dates	Site	Times
March 31-April 2	OAK	7:05, 7:05, 1:05
May 16-18	CLE	4:05, 10:05, 10:05

## 2013 RECAP

Date	H-A	W-L	Score	Winner	Losers
5/6	A	L	3-7	Jimenez	Parker
5/7	A	L	0-1	McAllister	Milone
5/8	A	L	3-4	Masterson	Griffin
5/9	A	L	2-9	Kazmir	Colon
8/16	H	W	3-2	Doolittle	Masterson
8/17	H	L	1-7	Jimenez	Straily
8/18	H	W	7-3	Otero	Kazmir
<b>Totals</b>	<b>2-5</b>	<b>19-33</b>			

## YEAR-BY-YEAR SERIES RESULTS

Year	Home	Road	Totals	Year	Home	Road	Totals	Year	Home	Road	Totals
1968	7-2	5-4	12-6	1984	2-4	3-3	5-7	2000	3-3	3-3	6-6
1969	3-3	4-2	7-5	1985	5-1	4-2	9-3	2001	1-3	2-1	3-4
1970	3-3	2-4	5-7	1986	2-4	0-6	2-10	2002	1-2	4-0	5-2
1971	4-2	4-2	8-4	1987	4-2	4-2	8-4	2003	5-1	1-2	6-3
1972	6-0	4-2	10-2	1988	5-1	3-3	8-4	2004	2-1	1-5	3-6
1973	5-1	4-2	9-3	1989	4-2	6-0	10-2	2005	2-1	1-5	3-6
1974	4-2	3-3	7-5	1990	5-1	3-3	8-4	2006	4-2	2-1	6-3
1975	5-1	5-1	10-2	1991	3-3	4-2	7-5	2007	2-1	2-5	4-6
1976	4-2	4-2	8-4	1992	3-3	3-3	6-6	2008	2-1	2-4	4-5
1977	1-4	2-3	3-7	1993	2-4	2-4	4-8	2009	4-0	1-2	5-2
1978	3-2	3-3	6-4	1994	0-3	0-3	0-6	2010	2-1	4-2	6-3
1979	3-3	1-5	4-8	1995	0-3	0-4	0-7	2011	1-2	1-3	2-5
1980	4-2	2-4	6-6	1996	4-2	2-4	6-6	2012	4-2	4-0	8-2
1981	1-1	1-2	2-3	1997	2-3	2-4	4-7	2013	2-1	0-4	2-5
1982	3-3	5-1	8-4	1998	4-1	4-2	8-3	<b>Totals</b>	<b>138-99</b>	<b>122-128</b>	<b>260-227</b>
1983	1-5	4-2	5-7	1999	1-5	1-5	2-10				

OPPONENTS

# DETROIT TIGERS



American League Central  
Comerica Park

2100 Woodward Avenue  
Detroit, MI 48201

Switchboard: (313) 471-2000

Press Box: (313) 471-2103, 2104

Media Relations: (313) 471-2114

Media Relations FAX: (313) 471-2138

Owner, Director..... Michael Ilitch

President, Chief Executive Officer, General Manager.. David Dombrowski

Manager.....Brad Ausmus

0-0 (1st season)

Director, Baseball Media Relations.....Aileen Villarreal (313) 471-2227

Manager, Baseball Media Relations..... Chad Crunk (313) 471-2092

Director, Team Travel.....Brian Britten (313), 471-2276

Stadium..... Comerica Park

Capacity / Opened..... 41,681 / 2000

## SERIES FACTS

Longest A's Winning Streak: 7, September 6, 1986-May 9, 1987

Longest Tigers Winning Streak: 7, September 14, 1997-August 14, 1998

Last A's Series Sweep at Oakland (3 games): June 2-4, 2008

Last A's Series Sweep at Oakland (4 games): None

Last A's Series Sweep at Detroit (3 games): August 23-25, 2002

Last A's Series Sweep at Detroit (4 games): August 3-6, 2001

Last Tigers Series Sweep at Oakland (3 games): None

Last Tigers Series Sweep at Oakland (4 games): None

Last Tigers Series Sweep at Detroit (3 games): May 15-17, 2009

Last Tigers Series Sweep at Detroit (4 games): August 10-12, 1965

Most Runs in a Game by Oakland: 16 (twice), last: Aug. 10, 2007 (16-10)

Most Runs in a Game by Detroit: 20, April 13, 1993 (20-4)

Widest Margin of Victory by Oakland: 12 (twice), last: June 19, 1999 (13-1)

Widest Margin of Victory by Detroit: 16, April 13, 1993 (20-4)

## SERIES BREAKDOWN

	W	L	PCT.
PHI vs. Tigers (1901-54)	562	601	.483
KC vs. Tigers (1955-67)	106	152	.411
OAK vs. Tigers (1968-2013)	243	235	.508
<b>Totals</b>	<b>911</b>	<b>988</b>	<b>.480</b>
at the Coliseum	135	105	.563
at Comerica Park	30	22	.577

## 2014 SCHEDULE

Dates	Site	Times
May 26-29	OAK	1:05, 7:05, 7:05, 1:05
June 30-July 2	DET	4:08, 4:08, 10:08

## 2013 RECAP

Date	H-A	W-L	Score	Winner	Loser
4/12	H	W	4-3	Resop	Villarreal
4/13	H	L	3-7	Verlander	Anderson
4/14	H	L	1-10	Sanchez	Parker
8/26	A	W	8-6	Griffin	Alvarez
8/27	A	W	6-3	Milone	Verlander
8/28	A	W	14-4	Straily	Fister
8/29	A	L	6-7	Benoit	Balfour
<b>Totals</b>	<b>4-3</b>	<b>42-40</b>			

## YEAR-BY-YEAR SERIES RESULTS

Year	Home	Road	Totals	Year	Home	Road	Totals	Year	Home	Road	Totals
1968	3-6	2-7	5-13	1985	2-4	2-4	4-8	2002	3-1	3-0	6-1
1969	3-3	2-4	5-7	1986	4-2	2-4	6-6	2003	2-1	4-2	6-3
1970	3-3	3-3	6-6	1987	4-2	3-3	7-5	2004	3-3	2-1	5-4
1971	4-2	4-2	8-4	1988	4-2	4-2	8-4	2005	3-0	2-1	5-1
1972	4-2	4-2	8-4	1989	4-2	4-2	8-4	2006	3-3	1-2	4-5
1973	4-2	1-5	5-7	1990	4-2	2-4	6-6	2007	4-2	2-2	6-4
1974	3-3	4-2	7-5	1991	4-2	4-2	8-4	2008	3-0	3-3	6-3
1975	2-4	4-2	6-6	1992	4-2	2-4	6-6	2009	4-2	0-3	4-5
1976	4-2	2-4	6-6	1993	3-3	1-5	4-8	2010	0-2	3-1	3-3
1977	3-2	2-3	5-5	1994	3-0	1-5	4-5	2011	4-4	1-1	5-5
1978	2-3	2-3	4-6	1995	2-0	1-2	3-2	2012	2-2	1-2	3-4
1979	2-4	3-3	5-7	1996	3-3*	5-1	8-4	2013	1-2	3-1	4-3
1980	4-2	2-4	6-6	1997	2-4	2-3	4-7	<b>Totals</b>	<b>137-107*</b>	<b>106-128</b>	<b>243-235</b>
1981	2-1	0-0	2-1	1998	3-3	1-4	4-7				
1982	2-4	1-5	3-9	1999	2-2	4-2	6-4				
1983	4-2	2-4	6-6	2000	3-3	1-3	4-6				
1984	3-3	0-6	3-9	2001	2-1	4-0	6-1				

\*includes 2-2 in Las Vegas

# HOUSTON ASTROS



American League West  
Minute Maid Park  
501 Crawford St.  
Houston, TX 77002  
Switchboard: (713) 259-8000  
Press Box: (713) 259-8574  
Media Relations: (713) 259-8900  
Media Relations FAX: (713) 259-8025

Owner and Chairman ..... Jim Crane  
President, Business Operations ..... Reid Ryan  
General Manager ..... Jeff Luhnow  
Manager ..... Bo Porter  
51-111 (1 season)  
Vice President, Media Relations ..... Gene Dias (713) 259-8985  
Manager, Media Relations ..... Steve Grande (713) 259-8990  
Stadium ..... Minute Maid Park  
Capacity / Opened ..... 40,981 / 2000

## SERIES FACTS

Longest A's Winning Streak: 12, June 13, 2007-July 22, 2013  
Longest Astros Winning Streak: 2, August 13-14, 2013  
Last A's Series Sweep at Oakland (3 games): April 15-17, 2013  
Last A's Series Sweep at Oakland (4 games): None  
Last A's Series Sweep at Houston (3 games): May 24-26, 2013  
Last A's Series Sweep at Houston (4 games): None  
Last Astros Series Sweep at Oakland (3 games): None  
Last Astros Series Sweep at Oakland (4 games): None  
Last Astros Series Sweep at Houston (3 games): None  
Last Astros Series Sweep at Houston (4 games): None  
Most Runs in a Game by Oakland: 11 (twice), last: May 25, 2013 (11-5)  
Most Runs in a Game by Houston: 6, June 9, 2002 (6-7)  
Widest Margin of Victory by Oakland: 9, April 15, 2013 (11-2)  
Widest Margin of Victory by Houston: 1 (five times), last: September 5, 2013 (3-2)

## SERIES BREAKDOWN

	W	L	PCT.
OAK vs. Astros (2002-13)	20	5	.800
<b>Totals</b>	<b>20</b>	<b>5</b>	<b>.800</b>
at the Coliseum	10	3	.769
at Minute Maid Park	10	2	.833

## 2014 SCHEDULE

Dates	Site	Times
April 18-20	OAK	7:05, 1:05, 1:05
April 24-27	HOU	5:10, 5:10, 4:10, 11:10
July 22-24	OAK	7:05, 7:05, 12:35
July 28-30	HOU	5:10, 5:10, 11:10
August 25-27	HOU	5:10, 5:10, 5:10
September 5-7	OAK	7:05, 1:05, 1:05

## 2013 RECAP

Date	H-A	W-L	Score	Winner	Loser
4/5	A	W	8-3	Straily	Peacock
4/6	A	W	6-3	Colon	Norris
4/7	A	W	9-3	Anderson	Harrell
4/15	H	W	11-2	Milone	Bedard
4/16	H	W	4-3	Doolittle	Cruz
4/17	H	W	7-5	Colon	Norris
5/24	A	W	6-5	Neshek	Veras
5/25	A	W	11-5	Griffin	Harrell
5/26	A	W	6-2	Colon	Keuchel
7/22	A	W	4-3	Cook	Wright
7/23	A	L	4-5	Fields	Balfour
7/24	A	W	4-3	Griffin	Blackley
8/13	H	L	4-5	Lyles	Colon
8/14	H	L	1-2	Harrell	Doolittle
8/15	H	W	5-0	Gray	Bedard
9/5	H	L	2-3	Peacock	Gray
9/6	H	W	7-5	Griffin	Keuchel
9/7	H	W	2-1	Straily	Oberholtzer
9/8	H	W	7-2	Colon	Harrell
<b>Totals</b>		<b>15-4</b>	<b>108-60</b>		

## YEAR-BY-YEAR SERIES RESULTS

Year	Home	Road	Totals	Year	Home	Road	Totals
2002	3-0	0-0	3-0	2013	7-3	8-1	15-4
2007	0-0	2-1	2-1	<b>Totals</b>	<b>10-3</b>	<b>10-2</b>	<b>20-5</b>

## FRANCHISE FACTS

All-Time Record	8534-8974	West Division Championships	16
Philadelphia	3886-4248	Wild Card Championships	1
Kansas City	829-1224	Most Valuable Players	11
Oakland	3819-3502	Cy Young Award Winners	5
World Championships	9	Rookies of the Year	8
Philadelphia	5	Managers of the Year	3
Oakland	4	Hall of Famers	16
American League Championships	15		
Philadelphia	9		
Oakland	6		

# KANSAS CITY ROYALS



American League Central  
Kauffman Stadium

1 Royal Way  
Kansas City, MO 64129

Switchboard: (816) 921-8000

Press Box: (816) 504-4391, 4392, 4393

Media Relations: (816) 504-4362, 4368, 4369

Media Relations FAX: (816) 921-5775

Owner/Chief Executive Officer .....David Glass

Owner/President ..... Dan Glass

Senior VP, Baseball Operations, General Manager .....Dayton Moore

Manager .....Ned Yost

741-831 (10 seasons)

284-329 (4 seasons with Kansas City)

Vice President, Communications and Broadcasting .....Mike Swanson

(816) 504-4713

Assistant Director, Communications .....Mike Cummings (816) 504-4368

Senior Director, Team Travel and Clubhouse Operations ..Jeff Davenport

(816) 504-4755

Stadium .....Kauffman Stadium

Capacity / Opened .....37,903 / 1973

## SERIES FACTS

Longest A's Winning Streak: 10, May 31, 2003-May 23, 2004

Longest Royals Winning Streak: 8, September 4, 1978-June 18, 1979

Last A's Series Sweep at Oakland (3 games): May 17-19, 2013

Last A's Series Sweep at Oakland (4 games): September 26-28, 1977

Last A's Series Sweep at Kansas City (3 games): July 16-18, 2010

Last A's Series Sweep at Kansas City (4 games): None

Last Royals Series Sweep at Oakland (3 games): July 28-30, 2008

Last Royals Series Sweep at Oakland (4 games): None

Last Royals Series Sweep at Kansas City (3 games): Sept. 2-4, 2008

Last Royals Series Sweep at Kansas City (4 games): August 1-4, 1994

Most Runs in a Game by Oakland: 21, June 18, 2000 (21-3)

Most Runs in a Game by Kansas City: 16 (seven times), last: September 14, 1998 (16-6)

Widest Margin of Victory by Oakland: 18, June 18, 2000 (21-3)

Widest Margin of Victory by Kansas City: 16, June 25, 1984 (16-0)

## SERIES BREAKDOWN

	W	L	PCT.
OAK vs. Royals (1969-2013)	305	249	.551
<b>Total</b>	<b>305</b>	<b>249</b>	<b>.551</b>
<b>at the Coliseum</b>	<b>168</b>	<b>109</b>	<b>.606</b>
<b>at Kauffman Stadium</b>	<b>117</b>	<b>124</b>	<b>.485</b>

## 2014 SCHEDULE

Dates	Site	Times
August 1-3	OAK	6:35, 1:05, 1:05
August 11-14	KC	5:10, 5:10, 5:10, 11:10

## 2013 RECAP

Date	H-A	W-L	Score	Winner	Loser
5/17	H	W	2-1	Doolittle	Shields
5/18	H	W	2-1	Milone	Santana
5/19	H	W	4-3	Blevins	Herrera
7/5	A	W	6-3	Milone	Davis
7/6	A	L	3-4	Crow	Cook
7/7	A	W	10-4	Griffin	Mendoza
<b>Totals</b>	<b>5-1</b>	<b>27-16</b>			

## YEAR-BY-YEAR SERIES RESULTS

Year	Home	Road	Totals	Year	Home	Road	Totals	Year	Home	Road	Totals
1969	4-5	6-3	10-8	1985	3-4	2-4	5-8	2001	2-1	4-2	6-3
1970	7-2	4-5	11-7	1986	2-4	3-4	5-8	2002	5-1	3-0	8-1
1971	7-2	6-3	13-5	1987	3-4	5-1	8-5	2003	2-1	5-1	7-2
1972	7-2	4-5	11-7	1988	2-4	3-4	5-8	2004	4-2	3-0	7-2
1973	6-3	4-5	10-8	1989	4-3	2-4	6-7	2005	1-2	3-0	4-2
1974	7-2	3-6	10-8	1990	5-1	4-3	9-4	2006	1-2	4-2	5-4
1975	8-1	3-6	11-7	1991	4-3	3-3	7-6	2007	2-5	2-1	4-6
1976	5-4	4-5	9-9	1992	5-1	4-3	9-4	2008	3-3	0-3	3-6
1977	5-3	1-6	6-9	1993	5-2	2-4	7-6	2009	4-1	2-1	6-2
1978	3-4	2-6	5-10	1994	1-2	2-5	3-7	2010	2-1	4-2	6-3
1979	3-4	1-5	4-9	1995	3-4	5-1	8-5	2011	3-3	2-1	5-4
1980	4-2	3-4	7-6	1996	5-1	2-4	7-5	2012	2-1	2-4	4-5
1981	1-2	2-1	3-3	1997	3-2	5-1	8-3	2013	3-0	2-1	5-1
1982	3-3	3-4	6-7	1998	3-3	1-4	4-7	<b>Totals</b>	<b>168-109</b>	<b>137-140</b>	<b>305-249</b>
1983	4-3	2-4	6-7	1999	5-1	1-5	6-6				
1984	4-2	4-3	8-5	2000	3-3	5-1	8-4				

# LOS ANGELES ANGELS OF ANAHEIM



American League West  
Angel Stadium  
2000 E. Gene Autry Way  
Anaheim, CA 92806

Switchboard: (714) 940-2000

Press Box: (714) 940-2705

Media Relations: (714) 940-2014

Media Relations FAX: (714) 940-2205

Owner ..... Arte Moreno  
Chairman ..... Dennis Kuhl  
General Manager ..... Jerry Dipoto  
Manager ..... Mike Scioscia  
1233-1035 (14 seasons)  
Vice President, Communications ..... Tim Mead (714) 940-2003  
Director, Communications ..... Eric Kay (714) 940-2173  
Traveling Secretary ..... Tom Taylor (714) 940-2016  
Stadium ..... Angel Stadium  
Capacity / Opened ..... 45,389 / 1966

## SERIES FACTS

Longest A's Winning Streak: 10 (twice), last: April 26, 1991-April 20, 1992  
Longest Angels Winning Streak: 12, Sept. 18, 1996-Sept. 17, 1997  
Last A's Series Sweep at Oakland (3 games): June 29-July 1, 2004  
Last A's Series Sweep at Oakland (4 games): April 18-20, 1980  
Last A's Series Sweep at Los Angeles (3 games): April 9-11, 2013  
Last A's Series Sweep at Los Angeles (4 games): October 4-7, 2001  
Last Angels Series Sweep at Oakland (3 games): September 3-5, 2012  
Last Angels Series Sweep at Oakland (4 games): July 10-13, 1997  
Last Angels Series Sweep at Los Angeles (3 games): Sept. 27-29, 2010  
Last Angels Series Sweep at Los Angeles (4 games): June 19-22, 1997  
Most Runs in a Game by Oakland: 18, June 27, 1996 (18-2)  
Most Runs in a Game by Los Angeles: 17, July 4, 1979 (17-6)  
Widest Margin of Victory by Oakland: 16, June 27, 1996 (18-2)  
Widest Margin of Victory by Los Angeles: 12 (twice), last: July 28, 1982 (13-1)

## SERIES BREAKDOWN

	W	L	PCT.
KC vs. Angels (1961-67)	49	77	.389
OAK vs. Angels (1968-2013)	397	321	.553
<b>Totals</b>	<b>446</b>	<b>398</b>	<b>.528</b>
at the Coliseum	205	153	.573
at Angel Stadium (since 1968)	192	168	.533

## 2014 SCHEDULE

Dates	Site	Times
April 14-16	LAA	7:05, 7:05, 7:05
May 30-June 1	OAK	7:05, 7:05, 5:00
June 9-11	LAA	7:05, 7:05, 7:05
August 22-24	OAK	7:05, 6:05, 1:05
August 28-31	LAA	7:05, 7:05, 6:05, 12:35
Sept. 22-24	OAK	7:05, 7:05, 12:35

## 2013 RECAP

Date	H-A	W-L	Score	Winner	Losers
4/9	A	W	9-5	Cook	Jepsen
4/10	A	W	11-5	Milone	Blanton
4/11	A	W	8-1	Griffin	Vargas
4/29	H	W	10-8	Blevins	Enright
4/30	H	W	10-6	Parker	Richards
5/1	H	L	4-5	Wilson	Milone
7/19	A	L	1-4	Weaver	Griffin
7/20	A	L	0-2	Wilson	Straily
7/21	A	W	6-0	Colon	Williams
7/25	H	L	3-8	Wilson	Straily
7/26	H	W	6-4	Colon	Williams
7/27	H	W	3-1	Milone	Downs
7/28	H	W	10-6	Chavez	Gutierrez
9/16	H	L	1-12	Wilson	Parker
9/17	H	W	2-1	Balfour	Kohn
9/18	H	L	4-5	Gutierrez	Chavez
9/23	A	W	10-5	Milone	Richards
9/24	A	L	0-3	Vargas	Griffin
9/25	A	L	1-3	Weaver	Straily
<b>Totals</b>		<b>11-8</b>	<b>99-84</b>		

## YEAR-BY-YEAR SERIES RESULTS

Year	Home	Road	Totals	Year	Home	Road	Totals	Year	Home	Road	Totals
1968	7-2	6-3	13-5	1984	2-5	4-2	6-7	2000	5-2	3-3	8-5
1969	7-2	5-4	12-6	1985	4-2	3-4	7-6	2001	7-3	7-3	14-6
1970	5-4	5-4	10-8	1986	2-5	1-5	3-10	2002	7-3	4-6	11-9
1971	4-5	7-2	11-7	1987	2-4	5-2	7-6	2003	7-3	5-5	12-8
1972	5-4	5-4	10-8	1988	6-1	3-3	9-4	2004	4-5	5-5	9-10
1973	5-4	7-2	12-6	1989	4-2	4-3	8-5	2005	5-5	4-5	9-10
1974	7-2	5-4	12-6	1990	4-3	5-1	9-4	2006	3-7	5-4	8-11
1975	6-3	5-4	11-7	1991	6-0	6-1	12-1	2007	5-4	5-5	10-9
1976	6-3	6-3	12-6	1992	5-2	3-3	8-5	2008	4-5	5-5	9-10
1977	6-1	4-4	10-5	1993	4-2	3-4	7-6	2009	1-8	6-4	7-12
1978	3-5	3-4	6-9	1994	3-0	3-3	6-3	2010	6-4	2-7	8-11
1979	1-5	2-5	3-10	1995	5-1	2-5	7-6	2011	6-3	5-5	11-8
1980	6-1	4-2	10-3	1996	3-4	4-2	7-6	2012	3-6	7-3	10-9
1981	4-2	4-0	8-2	1997	0-6	1-5	1-11	2013	6-4	5-4	11-8
1982	3-4	1-5	4-9	1998	4-2	3-3	7-5	<b>Totals</b>	<b>205-153</b>	<b>192-168</b>	<b>397-321</b>
1983	4-2	4-3	8-5	1999	3-3	1-5	4-8				

OPPONENTS

# MINNESOTA TWINS



American League Central  
Target Field  
1 Twins Way  
Minneapolis, MN 55403

Switchboard: (612) 659-3400  
Press Box: (612) 659-3400, ext. 2400  
Media Relations: (612) 659-3471  
Media Relations FAX: (612) 659-4029

Chief Executive Officer ..... Jim Pohlad  
Chairman, Executive Board ..... Jerry Bell  
President ..... Dave St. Peter  
Executive Vice President, General Manager ..... Terry Ryan  
Manager ..... Ron Gardenhire  
998-947 (12 seasons)

Director, Baseball Communications and Player Relations .....  
Dustin Morse (612) 659-3472

Manager, Baseball Communications ..... Mitch Hestad (612) 659-3473  
Coordinator, Player Relations and Media Services .....  
Andrew Heydt (612) 659-3474

Director, Team Travel ..... Mike Herman (612) 659-3471  
Stadium ..... Target Field

Capacity / Opened ..... 39,021 / 2010

## SERIES FACTS

Longest A's Winning Streak: 9, August 13, 1980-April 22, 1981  
Longest Twins Winning Streak: 8 (twice), last: May 21-July 20, 2003  
Last A's Series Sweep at Oakland (3 games): August 30-Sept. 1, 2002  
Last A's Series Sweep at Oakland (4 games): September 19-22, 2013  
Last A's Series Sweep at Minnesota (3 games): July 13-15, 2012  
Last A's Series Sweep at Minnesota (4 games): April 9-12, 1981  
Last Twins Series Sweep at Oakland (3 games): July 18-20, 1997  
Last Twins Series Sweep at Oakland (4 games): August 13-15, 1993  
Last Twins Series Sweep at Minnesota (3 games): May 28-30, 2012  
Last Twins Series Sweep at Minnesota (4 games): July 12-15, 2007  
Last Twins Series Sweep at Minnesota (5 games): July 30-Aug. 2, 1976  
Most Runs in a Game by Oakland: 18, September 11, 2013 (18-3)  
Most Runs in a Game by Minnesota: 20, April 27, 1980 (20-11)  
Widest Margin of Victory by Oakland: 15 (twice), last: September 11, 2013 (18-3)  
Widest Margin of Victory by Minnesota: 12 (twice), last: September 7, 1969 (16-4)

## SERIES BREAKDOWN

	W	L	PCT.
PHI vs. Senators (1901-54)	579	572	.503
KC vs. Senators (1955-60)	68	64	.515
KC vs. Twins (1961-67)	57	69	.452
OAK vs. Twins (1968-2013)	284	290	.495
<b>Totals</b>	<b>988</b>	<b>995</b>	<b>.498</b>
<b>at the Coliseum</b>	<b>158</b>	<b>126</b>	<b>.556</b>
<b>at Target Field</b>	<b>9</b>	<b>9</b>	<b>.500</b>

## 2014 SCHEDULE

Dates	Site	Times
April 7, 9-10	MIN	1:10, 10:10, 10:10
August 7-10	OAK	7:05, 7:05, 6:05, 1:05

## 2013 RECAP

Date	H-A	W-L	Score	Winner	Loser
9/10	A	L	3-4	Swarzak	Cook
9/11	A	W	18-3	Gray	Pelfrey
9/12	A	W	8-2	Griffin	Diamond
9/19	H	W	8-6	Doolittle	Martis
9/20	H	W	11-0	Colon	Albers
9/21	H	W	9-1	Parker	Hernandez
9/22	H	W	11-7	Gray	De Vries
<b>Totals</b>	<b>6-1</b>	<b>68-23</b>			

## YEAR-BY-YEAR SERIES RESULTS

Year	Home	Road	Totals	Year	Home	Road	Totals	Year	Home	Road	Totals
1968	6-3	4-5	10-8	1984	4-3	1-5	5-8	2000	2-4	5-1	7-5
1969	3-6	2-7	5-13	1985	3-1	2-7	5-8	2001	1-2	3-3	4-5
1970	2-7	3-6	5-13	1986	4-3	3-3	7-6	2002	4-2	2-1	6-3
1971	5-4	5-4	10-8	1987	3-3	0-7	3-10	2003	1-2	0-6	1-8
1972	6-2	3-6	9-8	1988	4-3	4-2	8-5	2004	2-1	3-1	5-2
1973	2-7	2-7	4-14	1989	4-2	3-4	7-6	2005	3-3	3-1	6-4
1974	7-2	6-3	13-5	1990	5-2	2-4	7-6	2006	3-1	1-5	4-6
1975	6-3	6-3	12-6	1991	3-3	2-5	5-8	2007	2-1	0-4	2-5
1976	6-3	1-8	7-11	1992	4-3	4-2	8-5	2008	4-3	1-2	5-5
1977	4-3	2-5	6-8	1993	1-5	4-3	5-8	2009	4-3	2-1	6-4
1978	3-5	3-4	6-9	1994	2-2	3-0	5-2	2010	1-2	2-4	3-6
1979	2-4	2-5	4-9	1995	4-2	3-3	7-5	2011	2-3	2-1	4-4
1980	5-2	2-4	7-6	1996	4-2	3-4	7-6	2012	2-1	3-3	5-4
1981	3-0	5-2	8-2	1997	2-4	2-3	4-7	2013	4-0	2-1	6-1
1982	5-2	5-1	10-3	1998	3-3	4-1	7-4	<b>Totals</b>	<b>158-126</b>	<b>126-164</b>	<b>284-290</b>
1983	4-2	5-2	9-4	1999	4-2	1-5	5-7				



# NEW YORK YANKEES



American League East  
Yankee Stadium  
One East 161st Street  
Bronx, NY 10451

Switchboard: (718) 293-4300

Press Box: (718) 579-4460

Media Relations: (718) 579-4460

Media Relations FAX: (718) 293-8414

Managing General Partner / Co-Chairperson..... Hal Steinbrenner

General Partner / Co-Chairperson ..... Henry G. Steinbrenner

Senior Vice President / General Manager ..... Brian Cashman

Manager.....Joe Girardi

642-492 (7 seasons)

564-408 (6 seasons with New York)

Dir., Communications and Media Relations..... Jason Zillo (718) 579-4515

Assistant Dir., Baseball Information.....Michael Margolis (718) 579-4503

Director, Team Travel & Player Services ..... Ben Tuliebitz (718) 579-4447

Stadium .....Yankee Stadium

Capacity / Opened .....49,642 / 2009

## SERIES FACTS

Longest A's Winning Streak: 16, September 9, 1989-May 1, 1991

Longest Yankees Winning Streak: 11, July 5, 2010-July 22, 2011

Last A's Series Sweep at Oakland (3 games): June 11-13, 2013

Last A's Series Sweep at Oakland (4 games): July 19-22, 2012

Last A's Series Sweep at New York (3 games): June 9-11, 2006

Last A's Series Sweep at New York (4 games): July 14-16, 1972

Last Yankees Series Sweep at Oakland (3 games): May 25-27, 2012

Last Yankees Series Sweep at Oakland (4 games): None

Last Yankees Series Sweep at New York (3 games): July 18-20, 2008

Last Yankees Series Sweep at New York (4 games): August 30-September 2, 2010

Most Runs in a Game by Oakland: 19, August 29, 1989 (19-5)

Most Runs in a Game by New York: 22, August 25, 2011 (22-9)

Widest Margin of Victory by Oakland: 14, August 29, 1989 (19-5)

Widest Margin of Victory by New York: 16, August 26, 1997 (18-2)

## SERIES BREAKDOWN

	W	L	PCT.
PHI vs. Orioles (1901-02)	21	18	.538
PHI vs. Yankees (1903-54)	445	665	.401
KC vs. Yankees (1955-67)	75	183	.291
OAK vs. Yankees (1968-2013)	231	267	.464
<b>Totals</b>	<b>772</b>	<b>1133</b>	<b>.405</b>
<b>at the Coliseum</b>	<b>127</b>	<b>121</b>	<b>.512</b>
<b>at Yankee Stadium</b>	<b>7</b>	<b>15</b>	<b>.318</b>

## 2014 SCHEDULE

Dates	Site	Times
June 3-5	NYN	4:05, 4:05, 10:05
June 13-15	OAK	7:05, 7:05, 1:05

## 2013 RECAP

Date	H-A	W-L	Score	Winner	Loser
5/3	A	W	2-0	Griffin	Sabathia
5/4	A	L	2-4	Hughes	Colon
5/5	A	W	5-4	Doolittle	Logan
6/11	H	W	6-4	Colon	Sabathia
6/12	H	W	5-2	Straily	Hughes
6/13	H	W	3-2	Chavez	Claiborne
<b>Totals</b>	<b>5-1</b>	<b>23-16</b>			

## YEAR-BY-YEAR SERIES RESULTS

Year	Home	Road	Totals	Year	Home	Road	Totals	Year	Home	Road	Totals
1968	2-7	6-3	8-10	1984	3-3	1-5	4-8	2000	1-2	2-4	3-6
1969	5-1	1-5	6-6	1985	4-2	1-5	5-7	2001	6-0	0-3	6-3
1970	4-2	2-4	6-6	1986	4-2	3-3	7-5	2002	1-2	3-3	4-5
1971	2-4	5-1	7-5	1987	4-2	3-3	7-5	2003	4-2	2-1	6-3
1972	4-2	5-1	9-3	1988	4-2	2-4	6-6	2004	1-2	1-5	2-7
1973	5-1	3-3	8-4	1989	4-2	5-1	9-3	2005	1-5	1-2	2-7
1974	3-3	2-4	5-7	1990	6-0	6-0	12-0	2006	2-1	4-2	6-3
1975	3-3	3-3	6-6	1991	3-3	3-3	6-6	2007	2-1	2-1	4-2
1976	2-4	4-2	6-6	1992	4-2	2-4	6-6	2008	1-2	0-3	1-5
1977	1-4	1-5	2-9	1993	4-2	2-4	6-6	2009	1-2	1-5	2-7
1978	2-3	0-5	2-8	1994	2-4	3-3	5-7	2010	1-5	0-4	1-9
1979	1-5	2-4	3-9	1995	5-1	4-3	9-4	2011	0-3	3-3	3-6
1980	3-3	1-5	4-8	1996	1-5	2-4	3-9	2012	4-3	1-2	5-5
1981	2-2	1-2	3-4	1997	3-2	2-4	5-6	2013	3-0	2-1	5-1
1982	3-3	2-4	5-7	1998	2-4	1-4	3-8	<b>Totals</b>	<b>127-121</b>	<b>104-146</b>	<b>231-267</b>
1983	2-4	2-4	4-8	1999	2-4	2-2	4-6				

OPPONENTS

# SEATTLE MARINERS



American League West  
Safeco Field

1250 First Avenue South  
Seattle, WA 98134

Switchboard: (206) 346-4000

Press Box: (206) 346-4639, 4622

Media Relations: (206) 346-4000

Media Relations FAX: (206) 346-4400

Chairman, Chief Executive Officer..... Howard Lincoln  
President, Chief Operating Officer..... Kevin Mather  
Executive V.P., Baseball Operations & General Manager .Jack Zduriencik  
Manager..... Lloyd McClendon

336-446 (5 seasons)

0-0 (1st season with Seattle)

Senior Director, Baseball Information .....Tim Hevly (206) 346-4402

Assistant Director, Baseball Information .....Jeff Evans (206) 346-4403

Director, Team Travel ..... Ron Spelley (206) 346-4304

Stadium ..... Safeco Field

Capacity / Opened .....47,476 / 1999

## SERIES FACTS

Longest A's Winning Streak: 15, April 7-August 16, 2006

Longest Mariners Winning Streak: 7, September 26, 2008-May 1, 2009

Last A's Series Sweep at Oakland (3 games): September 28-30, 2012

Last A's Series Sweep at Oakland (4 games): September 10-13, 1992

Last A's Series Sweep at Seattle (3 games): September 7-9, 2012

Last A's Series Sweep at Seattle (4 games): Sept. 30-Oct. 3, 2010

Last Mariners Series Sweep at Oakland (3 games): April 10-12, 2009

Last Mariners Series Sweep at Oakland (4 games): None

Last Mariners Series Sweep at Seattle (3 games): August 1-3, 2011

Last Mariners Series Sweep at Seattle (4 games): August 12-15, 1991

Most Runs in a Game by Oakland: 16, April 17, 1981 (16-1)

Most Runs in a Game by Seattle: 15 (three times), last: August 6, 1995 (15-8)

Widest Margin of Victory by Oakland: 15, April 17, 1981 (16-1)

Widest Margin of Victory by Seattle: 13, July 2, 2003 (13-0)

## SERIES BREAKDOWN

	W	L	PCT.
OAK vs. Mariners (1977-2013)	312	235	.570
<b>Totals</b>	<b>312</b>	<b>235</b>	<b>.570</b>
at the Coliseum	172	101	.630
at Safeco Field	63	69	.477

## 2014 SCHEDULE

Dates	Site	Times
April 3-6	OAK	7:05, 7:05, 1:05, 1:05
April 11-13	SEA	7:10, 6:10, 1:10
May 5-7	OAK	7:05, 7:05, 12:35
July 11-13	SEA	7:10, 7:10, 1:10
Sept. 1-3	OAK	1:05, 7:05, 12:35
Sept. 12-14	SEA	7:10, 6:10, 1:10

## 2013 RECAP

Date	H-A	W-L	Score	Winner	Loser
4/1	H	L	0-2	Hernandez	Anderson
4/2	H	L	1-7	Iwakuma	Parker
4/3	H	W	6-2	Milone	Saunders
4/4	H	W	8-2	Griffin	Maurer
5/10	A	L	3-6	Iwakuma	Straily
5/11	A	W	4-3	Parker	Maurer
5/12	A	L	1-6	Saunders	Milone
6/14	H	L	2-3	Saunders	Milone
6/15	H	L	0-4	Hernandez	Griffin
6/16	H	W	10-2	Colon	Iwakuma
6/21	A	W	6-3	Colon	Iwakuma
6/22	A	L	5-7	Medina	Cook
6/23	A	L	3-6	Perez	Balfour
8/19	H	W	2-1	Parker	Capps
8/20	H	L	4-7	Maurer	Doolittle
8/21	H	L	3-5	Iwakuma	Griffin
9/27	A	W	8-2	Colon	Hernandez
9/28	A	L	5-7	Maurer	Parker
9/29	A	W	9-0	Gray	Ramirez
<b>Totals</b>	<b>8-11</b>	<b>80-75</b>			

## YEAR-BY-YEAR SERIES RESULTS

Year	Home	Road	Totals	Year	Home	Road	Totals	Year	Home	Road	Totals
1977	3-4	4-4	7-8	1991	6-0	0-7	6-7	2005	6-3	6-3	12-6
1978	7-1	6-1	13-2	1992	7-0	5-1	12-1	2006	9-0	8-2	17-2
1979	5-1	3-4	8-5	1993	3-3	6-1	9-4	2007	1-8	4-6	5-14
1980	4-3	4-2	8-5	1994	2-2	2-1	4-3	2008	6-3	4-6	10-9
1981	3-1	3-0	6-1	1995	5-2	2-4	7-6	2009	4-6	1-8	5-14
1982	4-3	2-4	6-7	1996	5-2	3-3	8-5	2010	7-2	6-4	13-6
1983	4-2	5-2	9-4	1997	2-4	3-3	5-7	2011	5-4	4-6	9-10
1984	6-1	2-4	8-5	1998	3-3	2-4	5-7	2012	6-4	6-3	12-7
1985	5-1	3-4	8-5	1999	4-2	2-4	6-6	2013	4-6	4-5	8-11
1986	5-2	5-1	10-3	2000	4-2	5-2	9-4	<b>Totals</b>	<b>173-102*</b>	<b>139-133</b>	<b>312-235</b>
1987	3-3	2-5	5-8	2001	5-5	4-5	9-10				
1988	5-2	4-2	9-4	2002	4-5	4-6	8-11				
1989	5-1	4-3	9-4	2003	5-5	2-7	7-12				
1990	4-3	5-1	9-4	2004	7-3	4-5	11-8				

\*includes 1-1 in Tokyo, Japan

# TAMPA BAY RAYS



American League East  
Tropicana Field  
One Tropicana Drive  
St. Petersburg, FL 33705  
Switchboard: (727) 825-3137  
Press Box: (727) 825-3129  
Media Relations: (727) 825-3242  
Communications FAX: (727) 825-3111

Principal Owner ..... Stuart L. Sternberg  
President ..... Matt Silverman  
Executive Vice President, Baseball Operations ..... Andrew Friedman  
Manager ..... Joe Maddon  
704-644 (10 seasons)  
677-620 (8 seasons with Tampa Bay)  
Vice President, Communications ..... Rick Vaughn (727) 825-3237  
Director, Communications ..... Dave Haller (727) 825-3485  
Director, Team Travel & Clubhouse Operations ..... Chris Westmoreland  
Stadium ..... Tropicana Field  
Capacity / Opened ..... 31,042 / 1998

## SERIES FACTS

Longest A's Winning Streak: 7 (twice), last: Sept. 2, 2001-May 26, 2002  
Longest Rays Winning Streak: 6, May 26-September 4, 1998  
Last A's Series Sweep at Oakland (3 games): August 30-September 1, 2013  
Last A's Series Sweep at Tampa Bay (4 games): None  
Last A's Series Sweep at Tampa Bay (4 games): September 10-13, 1999  
Last Rays Series Sweep at Oakland (3 games): None  
Last Rays Series Sweep at Oakland (4 games): None  
Last Rays Series Sweep at Tampa Bay (3 games): April 19-21, 2013  
Last Rays Series Sweep at Tampa Bay (4 games): July 24-27, 1998  
Most Runs in a Game by Oakland: 17, September 15, 2000 (17-3)  
Most Runs in a Game by Tampa Bay: 14 (twice), last: August 25, 2007 (14-3)  
Widest Margin of Victory by Oakland: 13, May 30, 2001 (15-2)  
Widest Margin of Victory by Tampa Bay: 11, August 25, 2007 (14-3)

## SERIES BREAKDOWN

	W	L	PCT.
OAK vs. Rays (1998-2013)	89	55	.618
<b>Totals</b>	<b>89</b>	<b>55</b>	<b>.618</b>
at the Coliseum	50	21	.704
at Tropicana Field	39	34	.534

## 2014 SCHEDULE

Dates	Site	Times
May 20-22	TB	4:10, 4:10, 1:10
August 4-6	OAK	7:05, 7:05, 12:35

## 2013 RECAP

Date	H-A	W-L	Score	Winner	Loser
4/19	A	L	3-8	Cobb	Anderson
4/20	A	L	0-1	Hellickson	Parker
4/21	A	L	1-8	Hernandez	Milone
8/30	H	W	4-3	Cook	Price
8/31	H	W	2-1	Gray	Cobb
9/1	H	W	5-1	Griffin	Torres
<b>Totals</b>	<b>3-3</b>	<b>15-22</b>			

## YEAR-BY-YEAR SERIES RESULTS

Year	Home	Road	Totals	Year	Home	Road	Totals	Year	Home	Road	Totals
1998	3-2	2-4	5-6	2004	3-0	4-2	7-2	2010	4-3	0-2	4-5
1999	5-1	4-0	9-1	2005	3-0	1-5	4-5	2011	3-1	2-1	5-2
2000	3-1	4-1	7-2	2006	4-2	2-1	6-3	2012	1-2	4-2	5-4
2001	5-1	2-1	7-2	2007	1-2	3-4	4-6	2013	3-0	0-3	3-3
2002	3-0	5-1	8-1	2008	2-4	1-2	3-6	<b>Totals</b>	<b>50-21</b>	<b>39-34</b>	<b>89-55</b>
2003	5-1	1-2	6-3	2009	2-1	4-3	6-4				

## MAJOR LEAGUE BASEBALL DIRECTORY

Office of the Commissioner • 245 Park Avenue • New York, NY 10167 • (212) 931-7800

Senior Vice President, Public Relations: Patrick Courtney (212) 931-7878  
Senior Vice President, Club Relations: Phyllis Merhige (212) 931-7616  
Senior Vice President, Club Relations & Scheduling: Katy Feeney (212) 931-7706



# TEXAS RANGERS



American League West  
Globe Life Park in Arlington  
1000 Ballpark Way, Suite 400  
Arlington, TX 76011

Switchboard: (817) 273-5222  
Press Box: (817) 273-5017, 5074

Media Relations: (817) 273-5203  
Media Relations FAX: (817) 273-5110

Co-Chairmen ..... Ray C. Davis, Bob R. Simpson  
President of Baseball Ops. and General Manager ..... Jon Daniels  
Manager ..... Ron Washington  
611-524 (7 seasons)

Executive Vice President, Communications ..... John Blake (817) 273-5208  
Senior Director, Media Relations ..... Rich Rice (817) 273-5204  
Manager, Media Services ..... Brian SanFilippo (817) 436-5909  
Director, Team Travel ..... Chris Lyngos (817) 273-5299  
Stadium ..... Globe Life Park in Arlington  
Capacity / Opened ..... 48,114 / 1994

## SERIES FACTS

Longest A's Winning Streak: 9 (twice), last: June 26, 2003-April 6, 2004  
Longest Rangers Winning Streak: 13, July 6, 1977-May 18, 1978  
Last A's Series Sweep at Oakland (3 games): October 1-3, 2012  
Last A's Series Sweep at Oakland (4 games): None  
Last A's Series Sweep at Texas (3 games): September 13-15, 2013  
Last A's Series Sweep at Texas (4 games): July 21-24, 2005  
Last Rangers Series Sweep at Oakland (3 games): August 12-14, 2011  
Last Rangers Series Sweep at Oakland (4 games): Sept. 23-25, 1977  
Last Rangers Series Sweep at Texas (3 games): September 7-9, 2007  
Last Rangers Series Sweep at Texas (4 games): July 7-10, 2011  
Most Runs in a Game by Oakland: 23, September 30, 2000 (23-2)  
Most Runs in a Game by Texas: 17, May 5, 2000 (17-16)  
Widest Margin of Victory by Oakland: 21, Sept. 30, 2000 (23-2)  
Widest Margin of Victory by Texas: 14, August 9, 2006 (14-0)

## SERIES BREAKDOWN

	W	L	PCT.
KC vs. Senators (1961-67)	63	62	.504
OAK vs. Senators (1968-71)	34	20	.630
OAK vs. Rangers (1972-2013)	313	324	.491
<b>Totals</b>	<b>410</b>	<b>406</b>	<b>.502</b>
at the Coliseum	167	151	.525
at Rangers Ballpark	79	85	.482

## 2014 SCHEDULE

Dates	Site	Times
April 21-23	OAK	7:05, 7:05, 12:35
April 28-30	TEX	5:05, 5:05, 5:05
June 16-18	OAK	7:05, 7:05, 12:35
July 25-27	TEX	5:05, 5:05, 5:05
Sept. 16-18	OAK	7:05, 7:05, 12:35
Sept. 25-28	TEX	5:05, 5:05, 5:05, 12:05

## 2013 RECAP

Date	H-A	W-L	Score	Winner	Loser
5/13	H	W	5-1	Griffin	Grimm
5/14	H	L	5-6	Scheppers	Resop
5/15	H	L	2-6	Ogando	Straily
5/20	A	W	9-2	Colon	Lindblom
5/21	A	W	1-0	Straily	Darvish
5/22	A	L	1-3	Wolf	Parker
6/17	A	L	7-8	Cotts	Chavez
6/18	A	W	6-2	Parker	Darvish
6/19	A	L	4-9	Grimm	Milone
6/20	A	L	3-4	Scheppers	Doolittle
8/2	H	L	3-8	Frasor	Milone
8/3	H	W	4-2	Parker	Garza
8/4	H	L	0-4	Holland	Griffin
9/2	H	W	4-2	Straily	Holland
9/3	H	L	1-5	Perez	Colon
9/4	H	W	11-4	Parker	Darvish
9/13	A	W	9-8	Straily	Holland
9/14	A	W	1-0	Colon	Darvish
9/15	A	W	5-1	Milone	Perez
<b>Totals</b>		<b>10-9</b>	<b>81-75</b>		

## YEAR-BY-YEAR SERIES RESULTS

Year	Home	Road	Totals	Year	Home	Road	Totals	Year	Home	Road	Totals
1972	4-2	7-2	11-4	1987	3-4	3-3	6-7	2002	8-2	5-4	13-6
1973	7-2	4-5	11-7	1988	4-2	4-3	8-5	2003	8-1	7-3	15-4
1974	3-6	5-4	8-10	1989	4-3	4-2	8-5	2004	6-4	5-5	11-9
1975	6-3	6-3	12-6	1990	3-3	5-2	8-5	2005	4-6	7-2	11-8
1976	4-5	3-6	7-11	1991	2-5	2-4	4-9	2006	4-5	5-5	9-10
1977	2-6	0-7	2-13	1992	4-2	5-2	9-4	2007	6-4	3-6	9-10
1978	4-2	2-7	6-9	1993	4-3	1-5	5-8	2008	4-6	3-6	7-12
1979	1-6	1-5	2-11	1994	3-3	4-0	7-3	2009	6-4	5-4	11-8
1980	3-3	4-3	7-6	1995	3-4	2-4	5-8	2010	5-5	4-5	9-10
1981	2-1	2-1	4-2	1996	3-3	4-3	7-6	2011	4-6	2-7	6-13
1982	3-3	2-5	5-8	1997	3-3	2-4	5-7	2012	7-2	4-6	11-8
1983	2-5	0-6	2-11	1998	2-4	4-2	6-6	2013	4-5	6-4	10-9
1984	5-1	3-4	8-5	1999	4-2	1-5	5-7	<b>Totals</b>	<b>167-151</b>	<b>146-173</b>	<b>313-324</b>
1985	3-4	3-3	6-7	2000	4-2	1-5	5-7				
1986	2-4	1-6	3-10	2001	4-5	5-5	9-10				

# TORONTO BLUE JAYS



American League East

Rogers Centre

1 Blue Jays Way, Suite 3200

Toronto, Ontario M5V 1J1

Switchboard: (416) 341-1000

Press Box: (416) 341-1178

Media Relations: (416) 341-1303

Media Relations FAX: (416) 341-1250

## SERIES BREAKDOWN

	W	L	PCT.
OAK vs. Blue Jays (1977-2013)	207	179	.536
<b>Totals</b>	<b>207</b>	<b>179</b>	<b>.536</b>
at the Coliseum	100	93	.518
at Rogers Centre	66	52	.559

Vice Chairman, Rogers Communications Inc ..... Phil Lind  
 President and Chief Executive Officer ..... Paul Beeston  
 Senior VP, Baseball Operations and General Manager.. Alex Anthopoulos  
 Manager ..... John Gibbons  
 379-393 (7 seasons)

Vice President, Communications.....Jay Stenhouse (416) 341-1248  
 Manager, Baseball Information ..... Mal Romanin (416) 341-1249  
 Coordinator, Baseball Information.....Erik Grosman (416) 341-1252  
 Director, Team Travel and Clubhouse Operations .....  
 Mike Shaw (416) 341-1251

Stadium ..... Rogers Centre  
 Capacity / Opened ..... 49,286 / 1989

## 2014 SCHEDULE

Dates	Site	Times
May 23-25	TOR	4:07, 10:07, 10:07
July 3-6	OAK	6:05, 1:05, 7:05, 1:05

## 2013 RECAP

Date	H-A	W-L	Score	Winner	Losers
7/29	H	W	9-4	Griffin	Rogers
7/30	H	L	0-5	Buehrle	Straily
7/31	H	L	2-5	Janssen	Chavez
8/9	A	W	14-6	Parker	Rogers
8/10	A	L	4-5	Buehrle	Gray
8/11	A	W	6-4	Cook	Oliver
8/12	A	W	5-1	Cook	Janssen
<b>Totals</b>	<b>4-3</b>	<b>40-30</b>			

## SERIES FACTS

Longest A's Winning Streak: 9, July 22, 1980-May 24, 1981  
 Longest Blue Jays Winning Streak: 8, June 18-September 15, 1982  
 Last A's Series Sweep at Oakland (3 games): July 31-August 2, 2000  
 Last A's Series Sweep at Oakland (4 games): May 22-24, 1981  
 Last A's Series Sweep at Toronto (3 games): April 8-10, 2008  
 Last A's Series Sweep at Toronto (4 games): None  
 Last Blue Jays Series Sweep at Oakland (3 games): August 30-September 1, 1993  
 Last Blue Jays Series Sweep at Oakland (4 games): None  
 Last Blue Jays Series Sweep at Toronto (3 games): May 17-19, 2002  
 Last Blue Jays Series Sweep at Toronto (4 games): August 4-7, 2008  
 Most Runs in a Game by Oakland: 17 (twice), last: August 24, 2003 (17-2)  
 Most Runs in a Game by Toronto: 18, July 29, 1995 (18-11)  
 Widest Margin of Victory by Oakland: 16, July 25, 2012 (16-0)  
 Widest Margin of Victory by Toronto: 12 (twice), last: May 29, 2008 (12-0)

## YEAR-BY-YEAR SERIES RESULTS

Year	Home	Road	Totals	Year	Home	Road	Totals	Year	Home	Road	Totals
1977	2-3	5-0	7-3	1991	3-3	3-3	6-6	2005	4-3	1-2	5-5
1978	5-0	2-4	7-4	1992	3-3	3-3	6-6	2006	3-1	3-3	6-4
1979	2-4	2-4	4-8	1993	1-5	4-2	5-7	2007	2-4	3-0	5-4
1980	4-2	4-2	8-4	1994	2-1	3-0	5-1	2008	1-2	3-4	4-6
1981	6-0	4-2	10-2	1995	2-3	1-4	3-7	2009	2-4	1-2	3-6
1982	0-6	3-3	3-9	1996	1-5*	3-3	4-8	2010	2-1	1-3	3-4
1983	4-2	2-4	6-6	1997	4-1	2-4	6-5	2011	2-2	3-3	5-5
1984	2-4	2-4	4-8	1998	3-3	2-3	5-6	2012	3-3	2-1	5-4
1985	2-4	3-3	5-7	1999	2-2	6-0	8-2	2013	1-2	3-1	4-3
1986	5-1	3-3	8-4	2000	4-2	3-1	7-3	<b>Totals</b>	<b>100-95*</b>	<b>107-84</b>	<b>207-179</b>
1987	3-3	4-2	7-5	2001	2-1	4-2	6-3				
1988	3-3	6-0	9-3	2002	3-3	0-3	3-6				
1989	4-2	3-3	7-5	2003	2-1	3-1	5-2				
1990	2-4	5-1	7-5	2004	4-2	2-1	6-3				

\*includes 0-2 in Las Vegas

# ATLANTA BRAVES



National League East  
Turner Field  
755 Hank Aaron Drive  
Atlanta, GA 30315  
Switchboard: (404) 522-7630  
FAX: (404) 614-1391  
Press Box: (404) 614-1463

Chairman and CEO ..... Terry McGuirk  
President ..... John Schuerholz  
Executive VP and General Manager ..... Frank Wren  
Manager ..... Fredi Gonzalez  
555-486 (7 seasons)  
279-207 (3 seasons with Atlanta)  
Director, Media Relations ..... Brad Hainje (404) 614-1307  
Manager, Media Relations ..... Adrienne Midgley (404) 614-1556  
Director, Team Travel & Equipment Manager ..... Bill Acree  
Stadium ..... Turner Field  
Capacity / Opened ..... 49,377 / 1997

## SERIES FACTS

Longest A's Winning Streak: 1 (four times), last: May 17, 2008  
Longest Braves Winning Streak: 2, June 11-12, 2003  
Most Runs in a Game by Oakland: 11, June 12, 2005 (11-5)  
Most Runs in a Game by Atlanta: 11, June 11, 2003 (11-6)  
Widest Margin of Victory by Oakland: 6, June 12, 2005 (11-5)  
Widest Margin of Victory by Atlanta: 5, June 11, 2003 (11-6)

## SERIES BREAKDOWN

	W	L	PCT.
OAK vs. Braves (2003-2008)	4	5	.444
<b>Totals</b>	<b>4</b>	<b>5</b>	<b>.444</b>
at the Coliseum	1	2	.333
at Turner	3	3	.500

## 2014 SCHEDULE

Dates	Site	Times
August 15-17	ATL	4:35, TBD, 10:35

## YEAR-BY-YEAR SERIES RESULTS

Year	Home	Road	Totals
2003	1-2	0-0	1-2
2005	0-0	2-1	2-1
2008	0-0	1-2	1-2
<b>Totals</b>	<b>1-2</b>	<b>3-3</b>	<b>4-5</b>

# MIAMI MARLINS



National League East  
Marlins Park  
501 Marlins Way  
Miami, FL 33125  
Switchboard: (305) 480-1300  
Press Box: (305) 480-3631  
FAX: (305) 480-3013

Owner and CEO ..... Jeffrey H. Loria  
President, Baseball Operations ..... Michael Hill  
General Manager ..... Dan Jennings  
Manager ..... Mike Redmond  
62-100 (1 season)  
Director, Media Relations ..... Matt Roebuck (305) 480-1387  
Manager, Media Relations ..... Marty Sewell (305) 480-1389  
Director, Team Travel ..... Manny Colon (305) 480-2313  
Stadium ..... Marlins Park  
Capacity / Opened ..... 37,422 / 2012

## SERIES FACTS

Longest A's Winning Streak: 2, June 22, 2008-June 28, 2011  
Longest Marlins Winning Streak: 2, June 29, 2011-present  
Most Runs in a Game by Oakland: 7 (twice), last: June 22, 2008 (7-1)  
Most Runs in a Game by Miami: 13, June 3, 2003 (13-2)  
Widest Margin of Victory by Oakland: 6, June 22, 2008 (7-1)  
Widest Margin of Victory by Miami: 11, June 3, 2003 (13-2)

## SERIES BREAKDOWN

	W	L	PCT.
OAK vs. Marlins (2003-11)	4	5	.444
<b>Totals</b>	<b>4</b>	<b>5</b>	<b>.444</b>
at the Coliseum	3	3	.500
at Marlins Park	0	0	—

## 2014 SCHEDULE

Dates	Site	Times
June 27-29	MIA	4:10, 1:10, 10:10

## YEAR-BY-YEAR SERIES RESULTS

Year	Home	Road	Totals
2003	0-0	1-2	1-2
2008	2-1	0-0	2-1
2011	1-2	0-0	1-2
<b>Totals</b>	<b>3-3</b>	<b>1-2</b>	<b>4-5</b>

# NEW YORK METS



National League East  
Citi Field  
126th Street  
Flushing, NY 11368

Switchboard: (718) 507-METS  
Press Box: (718) 507-METS ext. 4518/4505  
Media Relations: (718) 565-4330  
Media Relations FAX: (718) 507-6395

Chairman and Chief Executive Officer ..... Fred Wilpon  
President ..... Saul Katz  
General Manager ..... Sandy Alderson  
Manager ..... Terry Collins  
669-695 (9 seasons)  
225-261 (3 seasons with New York)  
Vice President, Media Relations ..... Jay Horwitz (718) 565-4330  
Senior Director, Media Relations ..... Shannon Forde (718) 565-4323  
Manager, Team Travel ..... Brian Small (718) 803-4085  
Stadium ..... Citi Field  
Capacity / Opened ..... 41,922 / 2009

## SERIES FACTS

Longest A's Winning Streak: 2, June 14-15, 2005  
Longest Mets Winning Streak: 4, June 16, 2005-June 24, 2007  
Last Mets Series Sweep at New York (3 games): June 22-24, 2007  
Most Runs in a Game by Oakland: 7, June 21, 2011 (7-3)  
Most Runs in a Game by New York: 10, June 24, 2007 (10-2)  
Widest Margin of Victory by Oakland: 5, June 14, 2005 (5-0)  
Widest Margin of Victory by New York: 8 (twice), last: June 24, 2007 (10-2)

## SERIES BREAKDOWN

	W	L	PCT.
OAK vs. Mets (2005-11)	3	6	.333
<b>Totals</b>	<b>3</b>	<b>6</b>	<b>.333</b>
at the Coliseum	2	1	.667
at Citi Field	1	2	.333

## 2014 SCHEDULE

Dates	Site	Times
June 24-25	NYM	4:10, 4:10
August 19-20	OAK	7:05, 12:35

## YEAR-BY-YEAR SERIES RESULTS

Year	Home	Road	Totals
2005	2-1	0-0	2-1
2007	0-0	0-3	0-3
2011	0-0	1-2	1-2
<b>Totals</b>	<b>2-1</b>	<b>1-5</b>	<b>3-6</b>

# PHILADELPHIA PHILLIES



National League East  
Citizens Bank Park  
One Citizens Bank Way  
Philadelphia, PA 19148

Switchboard: (215) 463-6000  
Press Box: (215) 218-5264  
Media Relations: (215) 463-6000  
Media Relations FAX: (215) 389-3050

President and Chief Executive Officer ..... David Montgomery  
Senior Vice President & General Manager ..... Ruben Amaro, Jr.  
Manager ..... Ryne Sandberg  
20-22 (1 season)  
Director, Baseball Communications ..... Greg Casterioto (215) 218-5297  
Coordinator, Baseball Communications .... Craig HUGHNER (215) 218-5248  
Director, Team Travel & Clubhouse Services .....  
Frank Coppenbarger (215) 218-5393  
Stadium ..... Citizens Bank Park  
Capacity / Opened ..... 43,651 / 2004

## SERIES FACTS

Longest A's Winning Streak: 3, June 18, 2005-June 24, 2008  
Longest Phillies Winning Streak: 3, June 8, 2003-June 17, 2005  
Most Runs in a Game by Oakland: 7, June 6, 2003 (7-4)  
Most Runs in a Game by Philadelphia: 8, June 8, 2003 (8-3)  
Widest Margin of Victory by Oakland: 5, June 26, 2008 (5-0)  
Widest Margin of Victory by Philadelphia: 6, June 8, 2003 (7-1)

## SERIES BREAKDOWN

	W	L	PCT.
OAK vs. Phillies (2003-11)	6	6	.500
<b>Totals</b>	<b>6</b>	<b>6</b>	<b>.500</b>
at the Coliseum	4	2	.667
at Citizens Bank Park	1	2	.333

## 2014 SCHEDULE

Dates	Site	Times
Sept. 19-21	OAK	6:35, 1:05, 1:05

## YEAR-BY-YEAR SERIES RESULTS

Year	Home	Road	Totals
2003	0-0	1-2	1-2
2005	2-1	0-0	2-1
2008	2-1	0-0	2-1
2011	0-0	1-2	1-2
<b>Totals</b>	<b>4-2</b>	<b>2-4</b>	<b>6-6</b>

OPPONENTS

# SAN FRANCISCO GIANTS



National League West

AT&T Park

24 Willie Mays Plaza

San Francisco, CA 94107

Switchboard: (415) 972-2000

Press Box: (415) 972-2450/2451

Media Relations: (415) 972-2445

Media Relations FAX: (415) 947-2800

President and Chief Executive Officer ..... Laurence M. Baer

Senior Vice President, General Manager ..... Brian R. Sabean

Manager ..... Bruce Bochy

1530-1530 (19 seasons)

579-555 (7 seasons with San Francisco)

Senior Director, Broadcast Services ..... Maria Jacinto (415) 972-2447

Senior Director, Media Relations ..... Jim Moorehead (415) 972-2449

Director, Baseball Information ..... Matt Chisholm (415) 972-2441

Director, Team Travel ..... Bret Alexander

Stadium ..... AT&T Park

Capacity / Opened ..... 41,915 / 2000

## SERIES FACTS

Longest A's Winning Streak: 7, June 8, 2007-June 27, 2008

Longest Giants Winning Streak: 6, June 11, 2010-May 22, 2011

Last A's Series Sweep at Oakland (2 games): May 27-28, 2013

Last A's Series Sweep at Oakland (3 games): June 17-19, 2011

Last A's Series Sweep at San Francisco (3 games): June 13-15, 2008

Last Giants Series Sweep at Oakland (3 games): None

Last Giants Series Sweep at San Francisco (3 games): May 20-22, 2011

Most Runs in a Game by Oakland: 16, June 26, 2005 (16-0)

Most Runs in a Game by San Francisco: 15, June 30, 1997 (15-6)

Widest Margin of Victory by Oakland: 16, June 26, 2005 (16-0)

Widest Margin of Victory by San Francisco: 16, June 4, 2000 (18-2)

## SERIES BREAKDOWN

	W	L	PCT.
OAK vs. Giants (1997-2013)	50	46	.521
<b>Totals</b>	<b>50</b>	<b>46</b>	<b>.521</b>
at the Coliseum	29	19	.604
at AT&T Park	17	24	.415

## 2014 SCHEDULE

Dates	Site	Times
July 7-8	OAK	7:05, 7:05
July 9-10	SF	7:15, 12:45

## 2013 RECAP

Date	H-A	W-L	Score	Winner	Loser
5/27	H	W	4-1	Straily	Bumgarner
5/28	H	W	6-3	Parker	Kickham
5/29	A	W	9-6	Milone	Lincecum
5/30	A	L	2-5	Zito	Griffin
<b>Totals</b>	<b>3-1</b>	<b>21-15</b>			

## YEAR-BY-YEAR SERIES RESULTS

Year	Home	Road	Totals	Year	Home	Road	Totals	Year	Home	Road	Totals
1997	1-1	1-1	2-2	2003	2-1	1-2	3-3	2009	1-2	0-3	1-5
1998	0-2	2-0	2-2	2004	1-2	2-1	3-3	2010	3-0	0-3	3-3
1999	2-1	1-2	3-3	2005	3-0	1-2	4-2	2011	3-0	0-3	3-3
2000	2-1	1-2	3-3	2006	1-2	2-1	3-3	2012	1-2	1-2	2-4
2001	2-1	0-3	2-4	2007	2-1	3-0	5-1	2013	2-0	1-1	3-1
2002	2-1	2-1	4-2	2008	1-2	3-0	4-2	<b>Totals</b>	<b>29-19</b>	<b>21-27</b>	<b>50-46</b>



# WASHINGTON NATIONALS



National League East  
 Nationals Park  
 1500 South Capitol St., SE  
 Washington, DC 20003  
**Switchboard:** (202) 640-7000  
**Press Box:** (202) 640-8229  
**FAX:** (202) 640-7450

**Managing Principal Owner** ..... Theodore N. Lerner  
**President of Baseball Operations and General Manager** ..... Mike Rizzo  
**Manager** ..... Matt Williams  
 0-0 (1st season)  
**Senior Director, Baseball Media Relations**..... John Dever (202) 640-7437  
**Director, Baseball Media Relations & New Media**.....  
 Amanda Comak (202) 640-7417  
**Vice President, Clubhouse Operations and Team Travel** . Rob McDonald  
**Stadium** ..... Nationals Park  
**Capacity / Opened** ..... 41,408 / 2008

## SERIES FACTS

**Longest A's Winning Streak:** None  
**Longest Nationals Winning Streak:** 3, June 7, 2005 to present  
**Last Nationals Series Sweep at Washington (3 games):** June 7-9, 2005  
**Most Runs in a Game by Oakland:** 3, June 9, 2005 at Washington (3-4)  
**Most Runs in a Game by Washington:** 7, June 8, 2005 at Washington (7-2)  
**Widest Margin of Victory by Oakland:** None  
**Widest Margin of Victory by Washington:** 5, June 8, 2005 at Washington (7-2)

## SERIES BREAKDOWN

	W	L	PCT.
OAK vs. Expos (2003)	3	0	1.000
OAK vs. Nationals (2005)	0	3	.000
<b>Totals</b>	<b>3</b>	<b>3</b>	<b>.500</b>
<b>at the Coliseum (since 2005)</b>	<b>0</b>	<b>0</b>	<b>—</b>
<b>at Nationals Park</b>	<b>0</b>	<b>0</b>	<b>—</b>

## 2014 SCHEDULE

Dates	Site	Times
May 9-11	OAK	7:05, 6:05, 1:05

## YEAR-BY-YEAR SERIES RESULTS

Year	Home	Road	Totals
2005	0-0	0-3	0-3
<b>Totals</b>	<b>0-0</b>	<b>0-3</b>	<b>0-3</b>

## THE A'S ELEPHANT

After helping form the American League in 1901, New York Giants manager John McGraw dismissed the A's with contempt by calling them "The White Elephants," implying Connie Mack should not be allowed to spend money without supervision. Mack defiantly adopted the White Elephant as the team insignia and in 1902, the Athletics won their first American League pennant.


The White Elephant remained the team's mascot and later that decade, made its first appearance on the A's team sweaters. In 1918, the Elephant saw its first game action when Mack had the pachyderm symbol (in blue with a white "A" inside) placed on the left sleeve of every player.


By 1920, Mack had fully adopted the Elephant as the team's symbol. The traditional "A" on front of the team's jersey was replaced by a blue elephant logo. After a few poor seasons, Mack decided change was in order. So, in 1924, the blue elephant was replaced by the traditional white elephant on the team's jersey and the A's played better ball for the next few years.

In 1928, Mack decided the elephant had worn out its brief welcome on the A's jersey fronts and replaced the logo with the familiar "A" on the uniform. The A's went on to win two World Championships and an AL crown in the next three years, although the resurgence was probably due more to the additions of Foxx, Simmons, Grove and Cochrane than the elephant's absence.

That was the last year for the elephant on the A's uniform until 1955, when the A's, now in Kansas City, added the patch to their uniform sleeves. However, when Charlie Finley purchased the team in the early 1960's, the elephant was once again sent packing and replaced by, of all animals, a mule.

Prior to the 1988 season, the A's brought back a new, more aggressive A's Elephant. In 1995, the traditional A's elephant was reincorporated into many of the team's promotional items and publications and is now a prominent feature on the A's uniform.






**GO DEEPER INTO THE GAME WITH MORE LIVE LOOK-INS,  
HIGHLIGHTS AND ANALYSIS. EVERY DAY, EVERY GAME,  
NOBODY COVERS OUR NATIONAL PASTIME  
LIKE MLB TONIGHT™.**



**OUR NATIONAL PASTIME  
ALL THE TIME®**



*Sonny Gray (top left) was named the A's Organization Pitcher of the Year in 2013 while Anthony Aliotti (bottom right) earned Hitter of the Year honors.*

**PLAYER DEVELOPMENT**

# ATHLETICS MINOR LEAGUE DIRECTORY

## SCOUTING DIRECTORY

Director of Scouting	Eric Kubota
Director of Professional Scouting/Baseball Development	Dan Feinstein
Director of Player Personnel	Billy Owens
Director of Latin American Operations	Raymond Abreu
Assistant Director of Scouting	Michael Holmes
Coordinator of International Scouting	Sam Geaney
Coordinator of Latin American Scouting	Julio Franco
Professional Scouts	Will Schock, John McLaren, Mike Ziegler, Jeff Bittiger, Steve Sharpe, Tom Thomas, Dan Freed
West Coast Supervisor	Scott Kidd
Midwest Supervisor	Ron Marigny
East Coast Supervisor	Marc Sauer
Northeast Supervisor	Sean Rooney
Scouting Assistant	Kate Greenthal

## PLAYER DEVELOPMENT DIRECTORY

Director of Player Development	Keith Lieppman
Director of Minor League Operations	Ted Polakowski
Director of Baseball Administration	Pamela Pitts
Executive Assistant of Baseball Operations	Betty Shinoda
Minor League Roving Hitting Instructor	Marcus Jensen
Minor League Roving Pitching Instructor	Scott Emerson
Minor League Roving Infield Instructor	Juan Navarrete
Coordinator of Medical Services	Larry Davis
Minor League Medical Coordinator	Jeff Collins
Minor League Strength and Conditioning Coordinator	Josh Cuffe
Minor League Strength and Conditioning Assistant Coordinator	Sean Doran
Minor League Pitching Rehab Coordinator	Garvin Alston
Minor League Rehab Coordinator	Nate Brooks
Minor League Video Coordinator	Mark Smith
Arizona Clubhouse Manager	James Gibson
Arizona Clubhouse Staff	Chad Yaconetti
Arizona Grounds Keeper	Chad Huss
Administrative Assistant Player Development	Valerie Vander Heyden

## TERRITORIAL SCOUTS

Name	Territory	Resides
Neil Avent	North Carolina, South Carolina, Virginia, West Virginia	Greensboro, NC
Yancy Ayres	Kansas, Oklahoma, Nebraska, Western Missouri, Arkansas	Topeka, KS
Armann Brown	Texas	Houston, TX
Jermaine Clark	Northern California, Northern Nevada	Livermore, CA
Jim Coffman	Washington, Idaho, Oregon, Montana, Western Canada	Portland, OR
Matt Higginson	Canada, Western New York, Western Pennsylvania	Oakville, ON
Eric Martins	Southern California	Diamond Bar, CA
Kevin Mello	Illinois, Iowa, Minnesota, Eastern Missouri, North Dakota, South Dakota	Champaign, IL
	Wisconsin, Central Canada	
Kelcey Mucker	Alabama, Louisiana, Mississippi, North Florida	Baton Rouge, LA
Trevor Ryan	Arizona, Colorado, Southern Nevada, New Mexico, Utah, Wyoming	Queen Creek, AZ
Trevor Schaffer	Florida	Belleair, FL
Rich Sparks	Indiana, Kentucky, Michigan, Ohio	Macomb Township, MI
Jemel Spearman	Georgia, Tennessee	Atlanta, GA
JT Stotts	Southern California, Hawaii	Moorpark, CA
Ron Vaughn	New Jersey, Delaware, Connecticut, New England, Eastern New York, Eastern Pennsylvania	Windsor, CT

## INTERNATIONAL SCOUTS

Territory	Name
Dominican Republic	Juan Carlos De La Cruz, Angel Eusebio, Pablo Marmol, Amaury Reyes
Venezuela	Ruben Barradas, Andri Garcia, Oswaldo Troconis, Juan Carlos Villanueva
Panama/Nicaragua	Juan Mosquera
Colombia	Tito Quintero
South Korea	Lewis Kim
Taiwan	Adam Hislop

# ATHLETICS SCOUTING ASSIGNMENTS



**Neil Avent**  
NC, SC, VA, WV



**Yancy Ayres**  
KS, OK, NE, W. MO, AR



**Jeff Bittiger**  
Professional Scout



**Armann Brown**  
TX



**Jermaine Clark**  
No CA, No NV



**Jim Coffman**  
WA, ID, OR, MT, Western Canada



**Dan Freed**  
Professional Scout



**Matt Higginson**  
Canada, Western NY, Western PA



**Michael Holmes**  
Assistant Director of Scouting



**Scott Kidd**  
West Coast Supervisor



**Ron Marigny**  
Midwest Supervisor



**Eric Martins**  
So CA



**Kevin Mello**  
IL, IA, MN, E MO, ND, SD, WI, Cent Canada



**John McLaren**  
Professional Scout



**Kelcey Mucker**  
AL, LA, MS, No. FL



**Sean Rooney**  
Northeast Supervisor



**Trevor Ryan**  
AZ, CO, So. NV, NM, UT, WY



**Marc Sauer**  
East Coast Supervisor



**Trevor Schaffer**  
FL



**Will Schock**  
Professional Scout



**Steve Sharpe**  
Professional Scout



**Rich Sparks**  
IN, KY, MI, OH



**Jemel Spearman**  
GA, TN



**JT Stotts**  
Southern CA, HI



**Ron Vaughn**  
NJ, DE, CT, New Eng., E. NY, E. PA



**Mike Ziegler**  
Professional Scout

# ATHLETICS MINOR LEAGUE AFFILIATES

## SACRAMENTO RIVER CATS (TRIPLE-A)

Raley Field  
400 Ballpark Drive  
West Sacramento, CA 95691  
(916) 376-4700  
FAX: 376-4710  
www.rivercats.com



**League:** Pacific Coast League  
**Principal Owner/CEO:** Susan Savage  
**General Manager:** Jeff Savage  
**Media Relations:** Mark Ling  
mling@rivercats.com; (916) 376-4751  
**Manager:** Steve Scarsone  
**Pitching Coach:** Rick Rodriguez  
**Hitting Coach:** Greg Sparks  
**Athletic Trainer:** Brad LaRosa  
**Strength and Conditioning:** Derek Cantieni

## MIDLAND ROCKHOUNDS (DOUBLE-A)

Security Bank Ballpark  
5514 Champions Drive  
Midland, TX 79706  
(432) 520-2255  
FAX: 520-8326  
www.midlandrockhounds.org



**League:** Texas League  
**Principal Owners:** Miles Prentice, Bob Richmond  
**President:** Miles Prentice  
**General Manager:** Monty Hoppel  
**Media Relations:** Greg Bergman  
gbergman@midlandrockhounds.org; (432) 520-2255  
**Manager:** Aaron Nieckula  
**Pitching Coach:** Don Schulze  
**Hitting Coach:** Webster Garrison  
**Athletic Trainer:** Justin Whitehouse  
**Strength and Conditioning:** Terrence Brannic

## STOCKTON PORTS (SINGLE-A)

Banner Island Ballpark  
404 West Fremont Street  
Stockton, CA 95203  
(209) 644-1900  
FAX: 644-1931  
www.stocktonports.com



**League:** California League  
**Chairman/CEO:** Tom Volpe  
**President:** Pat Filippone  
**Asst. General Manager:** Bryan Meadows  
**Media Relations:** Kellie Ryan  
kryan@stocktonports.com; (209) 644-1953  
**Manager:** Ryan Christenson  
**Pitching Coach:** John Wasdin  
**Hitting Coach:** Brian McArn  
**Athletic Trainer:** Travis Tims  
**Strength and Conditioning:** A.J. Seeliger

## BELOIT SNAPPERS (SINGLE-A)

Pohlman Field  
2301 Skyline Drive  
Beloit, WI 53511  
(608) 362-2272  
FAX: (608) 362-0418  
www.snappersbaseball.com



**League:** Midwest League  
**President:** Dennis Conerton  
**General Manager:** TBD  
**Media Relations:** Robert Coon  
rcoon@snappersbaseball.com; (608) 362-2272  
**Manager:** Rick Magnante  
**Pitching Coach:** Craig Lefferts  
**Hitting Coach:** Lloyd Turner  
**Athletic Trainer:** Brian Thorson  
**Strength and Conditioning:** J.D. Howell

## VERMONT LAKE MONSTERS (SHORT A)

Centennial Field  
1 King Street Ferry Dock  
Burlington, VT 05401  
(802) 655-4200  
FAX: 655-5660  
www.vermontlakemonsters.com



**League:** New York-Penn League  
**Principal Owner/President:** Ray Pecor  
**Vice President:** Kyle Bostwick  
**General Manager:** Nate Cloutier  
**Media Relations:** Paul Stanfield  
paul.lakemonsters@hotmail.com (802) 363-8586  
**Manager:** David Newhan  
**Pitching Coach:** Steve Connelly  
**Hitting Coach:** Tommy Everidge  
**Athletic Trainer:** Toshi Nagahara  
**Strength and Conditioning:** Henry Torres

## ARIZONA A'S (ROOKIE)

Papago Park Baseball Complex  
1802 North 64th Street  
Phoenix, AZ 85008  
(480) 949-5951  
FAX: 945-0557



**League:** Arizona League  
**Manager:** Ruben Escalera  
**Pitching Coach:** Carlos Chavez  
**Hitting Coach:** Juan Dilone  
**Athletic Trainer:** Chris Lessner



# MINOR LEAGUE FIELD STAFF

## MARCUS JENSEN

### Minor League Roving Hitting Instructor

Marcus Jensen enters his first season as minor league roving hitting instructor after five seasons as manager of the A's Arizona Rookie League affiliate, where he compiled a 141-136 (.509) record and led the squad to one playoff appearance. He had previously served as the team's hitting coach. In 2013, Jensen also served as the A's minor league roving catching instructor.

Jensen was selected by San Francisco in the 33rd round of the 1990 June draft. He spent the first six years of his career playing at various levels in the Giants minor league system before making his Major League debut on April 14, 1996. He compiled a .184 batting average while playing in 145 career games with San Francisco (1996-97), Detroit (1997), Milwaukee (1998; 2002), St. Louis (1999), Minnesota (2000), Boston (2001) and Texas (2001). He spent the 2003 season with the Yankees Triple-A affiliate before closing out his career playing for various independent league teams from 2004-06. He was also a member of the 2000 U.S. Olympic team that defeated Cuba for the gold medal.

Jensen makes his offseason home in Scottsdale, Ariz. with his son, Marcus.



## SCOTT EMERSON

### Minor League Roving Pitching Instructor

Scott Emerson enters his second season as minor league roving pitching instructor and his 12th season in the A's organization. He spent the previous 10 seasons as a pitching coach, including one season with Triple-A Sacramento (2012) and five seasons with Double-A Midland (2007-11). He also spent four seasons with the organization's Single-A affiliates, spending 2005-06 with Stockton and the 2003-04 seasons with Modesto.

Emerson joined the A's organization after three seasons as a pitching coach in the Pittsburgh Pirates farm system. He spent two seasons with the Rookie League club at Bradenton (2000-01) before moving to Single-A Williamsport in the New York-Penn League (2002).

Emerson was selected by Baltimore in the 40th round of the 1991 June draft. He played parts of four seasons in the Orioles farm system before being traded to Boston during the 1995 campaign. He was a 10-game winner with Single-A Albany in 1993 and retired as a player following the 1998 season.

Emerson and his wife, Jill, make their offseason home in Rockingham, N.C.



## JUAN NAVARRETE

### Minor League Roving Infield Instructor

Juan Navarrete enters his 11th season as the A's minor league roving infield instructor after serving two years as the organization's minor league roving hitting instructor. Navarrete spent the previous seven seasons as a minor league manager and compiled a 390-338 (.536) record during that span. In his first two seasons as a manager for the A's Arizona Rookie League team (1995-97), he earned manager and co-manager of the year honors after guiding the team to first- and second-place finishes, respectively. Navarrete was promoted to Single-A Modesto in 1998 and took over the managerial duties at Single-A Visalia in 1999, where he guided the Oaks to playoff appearances in two of his three seasons.

A former infielder, Navarrete's playing career spanned 21 years (1970-90). He spent the majority of his career with the Saltillo Saraperos of the Mexican League as a player (1970-71; 78-82) and as a player-manager (1983-85). Navarrete was an eight-time all-star and a member of Saltillo's 1980 championship squad. He also played six seasons in the Montreal organization (1972-77). Navarrete spent his winters in the Mexican-Pacific Winter League (1972-90) and is among the all-time leaders in various statistical categories. In 1998, Navarrete was inducted into the Mexican Baseball Hall of Fame.

Navarrete makes his home in Saltillo, Mexico with his wife, Maria, and two daughters, Airam and Ana.



## LARRY DAVIS

### Coordinator of Medical Services

Larry Davis begins his 42nd season with the A's organization and seventh as coordinator of medical services. He oversees and administrates all health and injury issues throughout the organization

Before his current post, Davis served 10 seasons (1998-2007) as the A's head trainer and 14 previous years (1984-97) as an assistant trainer for the big league club. A native of Tucson, Ariz., Davis attended the University of Arizona where he majored in physical education. He began his baseball career in 1973 as the head trainer, traveling secretary and equipment manager of the Tucson Toros, then Oakland's Triple-A affiliate. He remained in that capacity for 11 seasons as the affiliate moved to San Jose, Vancouver, Ogden and Tacoma.

Larry makes his home in Mesa, Ariz. with his wife, Suzi.



## JEFF COLLINS

### Minor League Medical Coordinator

Jeff Collins is in his 17th season in the A's organization, his 14th as minor league medical coordinator. Collins also served as athletic trainer for Short-Season Vancouver in 2004 and previously served in the same capacity for Single-A Visalia (2000) and Short-Season Southern Oregon (1998-99).

Collins holds a degree in athletic training from Southern Illinois University at Carbondale and received his masters in health, wellness and exercise science at the University of Nevada at Reno. He is a certified member of the National Athletic Trainers' Association (NATA) and is a licensed athletic trainer in the state of Arizona, where he resides with his wife, Renea, and their daughter, Breanne.



## SACRAMENTO RIVER CATS STAFF


### STEVE SCARSONE

#### Manager

Steve Scarsone enters his second season as manager at Triple-A Sacramento after holding the same position with Double-A Midland the past two seasons. He previously logged managerial stints with Stockton (2010) and Kane County (2009) as well as Lancaster (2002) and South Bend (2001), all Single-A affiliates.

Scarsone played seven seasons as a Major League utility infielder with Philadelphia (1992), Baltimore (1992), San Francisco (1993-96), St. Louis (1997) and Kansas City (1999). He had his best season in 1995, batting .266 with 11 home runs and 29 RBI for the Giants. Scarsone was originally drafted by Philadelphia in the 2nd round of the 1986 draft. He played six seasons in the minors before making his Major League debut with the Phillies in 1992.

Scarsone makes his offseason home in Scottsdale, Ariz. with his wife, Becki. The couple has two children, a daughter, Leah, and son, Ty.



#### MANAGERIAL RECORD

Year	Team	League	Record	Finish
2001	South Bend (A)	Midwest League	70-66	4th/3rd
2002	Lancaster (A)	California League	63-77	5th/2nd
2009	Kane County (A)	Midwest League	76-64	1st/4th
2010	Stockton (A)	California League	74-66	4th/1st
2011	Midland (AA)	Texas League	63-77	3rd/3rd
2012	Midland (AA)	Texas League	64-74	3rd/4th
2013	Sacramento (AAA)	Pacific Coast League	79-65	2nd
<b>Totals</b>			<b>489-489</b>	



**2001 Playoffs:** Defeated Michigan 2-0 in quarterfinals; defeated Dayton 2-0 in semifinals; final series was abandoned due to attacks on September 11

**2002 Playoffs:** Defeated by Lake Elsinore 2-0 in quarterfinals

**2009 Playoffs:** Defeated by Burlington 2-0 in quarterfinals

**2010 Playoffs:** Defeated by Modesto 2-0 in quarterfinals

## RICK RODRIGUEZ

### Pitching Coach

Rick Rodriguez returns to Triple-A Sacramento as pitching coach for the second consecutive season and 12th overall after spending two seasons as the A's bullpen coach on the Major League coaching staff (2011-12). This is his 30th year in the A's organization, which includes seven seasons as a player and 21 as a minor league coach.

Prior to joining the A's coaching staff, Rodriguez spent 10 of the previous 11 seasons (2000-02, 04-10) as the pitching coach with Sacramento. The one exception was in 2003, when he managed Single-A Modesto to a 74-66 record and postseason appearance. Rodriguez' first coaching assignment came in 1992 with the A's affiliate at Scottsdale in the Arizona Rookie League. He spent the next two seasons with Southern Oregon of the Northwest League and also coached five seasons at Modesto from 1995-99.

Rodriguez was originally selected by Oakland in the second round of the 1981 June draft and spent seven seasons with the A's organization, including two in the majors with Oakland. He went 1-2 with a 6.61 ERA in three starts in 1986 and 1-0 with a 2.96 ERA in 15 relief appearances in 1987. Rodriguez also pitched for Cleveland (1988) and San Francisco (1990) in his big league career, compiling a 3-4 record and 5.73 ERA in 31 games, including eight starts. His playing career concluded in 1991 when he made three appearances for Triple-A Phoenix in the Giants' farm system.

An East Bay native, Rodriguez was born in Oakland and graduated from Castro Valley High School in 1978. He attended Chabot Junior College in Hayward and the University of California, Riverside. Rodriguez was named to the Castro Valley Sports Hall of Fame in 2011.

Rodriguez currently resides in Folsom, Calif.




## GREG SPARKS

### Hitting Coach

Greg Sparks enters his third season as hitting coach with Triple-A Sacramento after spending the previous eight seasons as the organization's minor league roving hitting instructor. He previously served as a manager in the A's minor league system for six years, compiling a 359-352-1 (.505) record during that span. Sparks managed at Midland in 2003, Single-A Modesto from 2000-02 and Single-A Southern Oregon of the Northwest League from 1998-99. He earned co-manager of the year honors in 1999. Sparks joined the A's organization as a coach at Single-A Visalia in 1997.

Originally a fifth-round January draft pick of the San Diego Padres in 1984 out of Mesa Community College, Sparks' playing career spanned 12 seasons and took him to 16 different cities in nine Major League organizations. He also played for an independent team and the Mexico City Tigers. He was in the San Diego farm system for three seasons before signing with the A's organization as a free agent prior to the 1987 campaign. His only two stops at the Triple-A level came in 1991 and 1992, when he played 55 games for Buffalo and 23 games for Toledo, respectively. Sparks concluded his playing career in 1995 in the Atlanta farm system.

Sparks makes his offseason home in Phoenix, Ariz.



## BRAD LAROSA

### Athletic Trainer

Brad LaRosa enters his seventh season as athletic trainer at Triple-A Sacramento. He previously spent five seasons as an athletic trainer at the Double-A Level (three years with the St. Louis Cardinals organization, two years with the Florida Marlins). LaRosa was named Texas League athletic trainer of the year in both 2006



## Sacramento River Cats Staff, continued

and 2007. He was also named PBATS minor league athletic trainer of the year in 2007 and Pacific Coast League trainer of the year in 2012 and worked the Futures Game in 2008.

LaRosa is a certified member of the National Athletic Trainers' Association (NATA) and the Illinois Athletic Trainers Association. He is licensed in Illinois and Missouri. LaRosa obtained his bachelors and masters degrees in kinesiology at Southern Illinois University at Edwardsville. LaRosa and his wife, Denise, have two daughters, Lydia and Emma, and make their home in Illinois.

## MIDLAND ROCKHOUNDS STAFF

### AARON NIECKULA

#### Manager

Aaron Nieckula is entering his second season as manager at Double-A Midland. He held the same position with Single-A Burlington the previous two seasons, leading the Bees to playoff appearances both seasons. Nieckula previously managed Stockton (2009) and Kane County (2006-08; 2010), leading the Cougars to the Midwest League championship series in 2006. He served as hitting coach for Kane County during the 2004-05 seasons.

Nieckula was taken by the A's in the 22nd round of the 1998 June draft. He spent five years as a catcher in the Oakland (1998-2001) and San Francisco (2002) minor league systems. His best season came in 2000, where he hit .262 with 34 RBI between Single-A Visalia and Single-A Modesto.

Nieckula resides in Aurora, Ill. with his wife, Renee.



#### MANAGERIAL RECORD

Year	Team	League	Record	Finish
2006	Kane County (A)	Midwest League	79-60	2nd/T2nd
2007	Kane County (A)	Midwest League	63-76	7th/4th
2008	Kane County (A)	Midwest League	72-66	2nd/6th
2009	Stockton (A)	California League	61-79	5th/5th
2010	Kane County (A)	Midwest League	71-67	6th/2nd
2011	Burlington (A)	Midwest League	76-62	1st/5th
2012	Burlington (A)	Midwest League	67-72	6th/3rd
2013	Midland (AA)	Texas League	62-78	4th/4th
<b>Totals</b>			<b>539-574</b>	

**2006 Playoffs:** Defeated Quad Cities 2-1 in the first round playoff series; defeated Beloit 2-0 in second round playoff series; was defeated by West Michigan 3-1 in the Midwest League Championship Series

**2007 Playoffs:** Was defeated by Burlington 2-1 in the first round of the Midwest League Playoffs

**2010 Playoffs:** Defeated Quad Cities 2-1 in the first round of the playoffs; defeated by Clinton 2-1 in the championship series

**2011 Playoffs:** Defeated by Kane County 2-1 in the first round of the playoffs

**2012 Playoffs:** Defeated by Wisconsin 2-1 in the first round of the playoffs

### DON SCHULZE

#### Pitching Coach

Don Schulze, a former first-round pick (1980, Cubs), begins his fourth season as pitching coach with Double-A Midland. He previously served in the same capacity with Stockton (2009-10) and Kane County (2007-08). Schulze made his coaching debut with the A's entry in the Arizona Rookie League in 2006.

The former Major League pitcher compiled a 15-25 record and 5.47 ERA while playing for the Cubs (1983-84), Indians (1984-86), Mets (1987), Yankees (1989) and Padres (1989). From 1990-92, Schulze pitched for the Orix Blue Wave in Japan. He then closed out his playing career in 1993 with Minnesota's Triple-A affiliate.

Schulze makes his offseason home in Dixon, Ill. with his wife, Jeanne, and daughters, Sarah and Madeline.



## WEBSTER GARRISON

### Hitting Coach

Webster Garrison returns to Midland as the team's hitting coach after three seasons as the manager of Single-A Stockton.

This will be Garrison's 10th season with the RockHounds, having previously served as a player-coach (1999), hitting coach (2000, 2005-07, 2009-10) and manager (2004, 2008). Overall, 2014 will be his 14th season coaching or managing in the A's organization at four different levels, during which time he compiled a 534-522 (.506) managerial record and led three different teams to the playoffs.

A second-round selection of the Toronto Blue Jays in the 1983 June draft, Garrison spent seven seasons of his 16-year playing career in the Blue Jays farm system. He signed with the Oakland organization as a free agent on April 4, 1991 and batted a career-best .303 with seven home runs and 73 RBI for Triple-A Tacoma in 1993. Garrison then spent the next two seasons at Triple-A Colorado Springs before returning to the A's organization in 1996. He made his Major League debut with the A's on August 2, 1996 and appeared in five games. He spent the 1997 season at Triple-A Edmonton and 1998 at Double-A Huntsville before assuming a role as player-coach in 1999.

Garrison makes his offseason home in his hometown of Marrero, La.



## JUSTIN WHITEHOUSE

### Athletic Trainer

Justin Whitehouse returns for his seventh season with Double-A Midland, his 14th season in the A's organization. He previously spent five seasons with Single-A Kane County (2003-07) and two years with Single-A Visalia (2001-02). He was named Midwest League athletic trainer of the year in 2007.

Whitehouse earned his degree in health education at the University of Nevada at Reno and received his masters in physical education, with an emphasis in athletic training and biomechanics, at San Diego State. He interned with the San Francisco 49ers during spring and summer training camps in 1997 and 1998.

Originally from Stockton, Calif., Whitehouse resides in Reno, Nev. with his wife, Susan, and children, Cassandra and Lance.



## STOCKTON PORTS STAFF

## RYAN CHRISTENSON

### Manager

Ryan Christenson enters his first season as manager of Single-A Stockton after making his professional managerial debut last season with Single-A Beloit. In 2013, he led Beloit to the Midwest League playoffs, where they knocked off Clinton in the quarterfinals before being eliminated by Quad Cities in the semifinal round.

Christenson played parts of six seasons in the Major Leagues with the A's (1998-2001), Diamondbacks (2001), Brewers (2002) and Rangers (2003). An A's 10th-round pick in the 1995 draft, Christenson made his Major League debut with Oakland in 1998 and batted .257 in 117 games. He had a .222 batting average in 452 games in his career.

Christenson resides in Tyrone, Ga. with his wife, Micki, and children, Cassidy and Cameron.



### MANAGERIAL RECORD

Year	Team	League	Record	Finish
2013	Beloit (A)	Midwest League	77-62	1st/3rd
<b>Totals</b>			<b>77-62</b>	

**2013 Playoffs:** Defeated Clinton 2-0 in the first round of the Midwest League playoffs; defeated by Quad Cities 2-1 in the Midwest League semi-finals

## JOHN WASDIN

### Pitching Coach

John Wasdin is in his first season as pitching coach at Single-A Stockton. He previously served in the same capacity with Single-A Beloit (2013), Single-A Burlington (2012) and Short-Season Vermont (2011).

Wasdin, an A's first round pick in the 1993 draft (25th overall), played 12 seasons in the Major Leagues with Oakland (1995-96), Boston (1997-2000), Colorado (2000-01), Baltimore (2001), Toronto (2003), Texas (2004-06) and Pittsburgh (2007). His best season came in 1999, when he went 8-3 with a 4.12 ERA in 45 games for the Red Sox. Wasdin also spent the 2008 season in the minors, and pitched in Japan in both 2002 and 2009.

Wasdin resides in Jacksonville, Fla. with his wife, Darlene, and their three children, Avery, Cassidy and Braley.



## BRIAN MCARN

### Hitting Coach

Brian McArn returns to Single-A Stockton for his second stint as hitting coach, a year after serving in the same role with Double-A Midland. This season is his 17th year as a hitting coach in the A's organization, having previously coached at Stockton (2011-12), Triple-A Sacramento (2005-10), Midland (2004), and the A's former Single-A affiliate in Modesto (1998-2003).

Prior to joining the A's organization, McArn spent one season as the hitting coach for the Single-A Vermont Expos in the New York-Penn League. McArn began his coaching career at American River Junior College in Sacramento, where he served as an assistant coach.

Selected in the 26th round of the 1991 June draft, McArn spent two seasons in the A's organization before injuries ended his career in 1992.

McArn makes his offseason home in Elk Grove, Calif.



## TRAVIS TIMS

### Athletic Trainer

Travis Tims is in his second season as athletic trainer with Single-A Stockton after spending last season with Single-A Burlington. He previously served in the same role for short-season teams in Vermont (2011) and Vancouver (2008-10), where he was named Northwest League athletic trainer of the year in 2010. He interned with the Seattle Mariners Arizona Rookie League team in 2007.

Tims obtained his degree in exercise and sports science at Oregon State University. He is a native of Santa Fe, N.M.



## BELOIT SNAPPERS STAFF

## RICK MAGNANTE

### Manager

Rick Magnante enters his first season as manager of Single-A Beloit after eight consecutive seasons of managing the A's Short-Season affiliates in Vermont (2011-13) and Vancouver (2006-10). This season will be Magnante's 12th overall season as a minor league manager, having previously managed three seasons in the Detroit Tigers organization. He also served as the skipper of the South African national team in the 2006 World Baseball Classic.

In addition, Magnante served as an area scout for the A's from 1996-2013. He is credited with signing Barry Zito and Bobby Crosby, among other players. He was the recipient of the Southern California



Scouts Association scout of the year award and the A's Dick Bogard Memorial Award in 2001 and 2003, respectively.

Magnante, who began his career in professional baseball with the Cleveland Indians in 1969, has also held managerial positions in the Detroit Tigers minor league system (1987-89) as well as with the Novara Serie A team of the Italian Professional League (1990).

Magnante resides in Van Nuys, Calif. He has two sons, Bobby and Daniel.

## MANAGERIAL RECORD

Year	Team	League	Record	Finish
1987	Bristol (Rookie)	Appalachian League	20-49	8th
1988	Bristol (Rookie)	Appalachian League	46-27	2nd
1989	Niagara Falls Rapids (Short A)	New York-Penn League	43-33	5th
2006	Vancouver (Short A)	Northwest League	39-37	3rd
2007	Vancouver (Short A)	Northwest League	37-38	2nd
2008	Vancouver (Short A)	Northwest League	34-42	3rd
2009	Vancouver (Short A)	Northwest League	36-40	3rd
2010	Vancouver (Short A)	Northwest League	42-34	2nd
2011	Vermont (Short A)	New York-Penn League	39-35	T-1st
2012	Vermont (Short A)	New York-Penn League	33-43	4th
2013	Vermont (Short A)	New York-Penn League	33-43	4th
<b>Totals</b>			<b>402-413</b>	

**1988 Playoffs:** Defeated by Kingsport in championship game

**2010 Playoffs:** Defeated by Everett in the semifinals

**2011 Playoffs:** Defeated by Auburn 2-1 in the semifinals

## CRAIG LEFFERTS

### Pitching Coach

Former Major League pitcher Craig Lefferts enters his 12th season as a pitching coach in Oakland's minor league system, his second with Short-Season Vermont. He previously spent two seasons with Single-A Stockton (2011-12), seven with Short-Season Vancouver (2004-2010) and one with Double-A Midland (2003). Additionally, Lefferts served in the same capacity at Tennessee (2000-02) and Medicine Hat (1999) in the Toronto Blue Jays system.

In his 12-year Major League career, Lefferts compiled a 58-72 record with a 3.43 ERA, which included stints with the Cubs, Padres, Giants, Orioles, Rangers and Angels. A ninth-round selection by the Cubs in 1980, Lefferts made his Major League debut with Chicago in 1983. In 1984, Lefferts posted a career-best 2.13 ERA for the National League West Division champion Padres and tossed 10 scoreless innings in six postseason appearances. He was the winning pitcher in the final two NLCS games against Chicago and earned the save in the Padres only World Series victory against Detroit.

In 1987, Lefferts made 44 appearances for San Francisco, including three scoreless outings in the NLCS against St. Louis. In 1989, he matched Gary Lavelle's team record for saves by a left-handed pitcher with 20 and appeared in five postseason games, making two appearances in the NLCS against Chicago and three against the A's in the World Series. After recording 23 saves in 1991, he was converted to a starter in 1992 and finished 13-9 with a 3.69 ERA in 27 starts for the Padres. Lefferts retired after making 30 appearances for the California Angels during the 1994 season.

Lefferts and his wife, Wendy, reside in Anthem, Ariz. with their five children, Brock, Brady, Taylor, Tanner and Lindsay.




## LLOYD TURNER

### Hitting Coach

Lloyd Turner enters his first season as hitting coach at Single-A Beloit after beginning his professional coaching career in the same role with Short-Season Vermont in 2013.

Selected by the A's in 16th round of the June 2002 draft, Turner spent six years in the Oakland farm system. He concluded his playing career with Lancaster (2008-10) and Camden (2011-12) of the independent Atlantic League.

Turner and his wife, Tara, live in Hephzibah, Georgia.



## BRIAN THORSON

### Athletic Trainer

Brian Thorson is in his 31st season in the A's organization as a minor league athletic trainer, his second with Single-A Beloit. He has worked previously with a number of A's affiliates, including present teams in Double-A Midland and Single-A Stockton.

Thorson spent five years in the Milwaukee Brewers organization prior to joining the A's. He also spent eight seasons in the Puerto Rican Winter League, attending four Caribbean Series. Thorson has worked All-Star Games in the Southern League, Texas League, California League and Midwest League as well as in Puerto Rico.

A graduate of the University of Wisconsin at LaCrosse, Thorson resides in Madison, Wis.



## VERMONT LAKE MONSTERS STAFF

### DAVID NEWHAN

#### Manager

David Newhan joins the Athletics organization as the manager of Single-A Vermont after spending the previous three seasons as the hitting coach of the Lake Elsinore Storm, a Single-A affiliate of the San Diego Padres.

Newhan, a Pepperdine University graduate, was originally drafted by the A's in the 17th round of the 1995 MLB draft. He enjoyed a 14-year professional playing career, including parts of eight Major League seasons with the Padres (1999-2000), Phillies (2000-01), Orioles (2004-06), Mets (2007) and Astros (2008). He enjoyed his best season in 2004 with Baltimore, when he hit .311 with 15 doubles, seven triples, eight home runs and 54 RBI in 95 games.

Newhan is the son of longtime L.A. Times sportswriter Ross Newhan, who was inducted into the writers' wing of the National Baseball Hall of Fame in 2000. Born in Fullerton, Calif., Newhan resides in Southern California with his wife, Karen, and their children, Nico and Gianna.



### STEVE CONNELLY

#### Pitching Coach

Steve Connelly joins the A's organization as pitching coach for the short-season Vermont Lake Monsters after serving in the same capacity for three seasons with the University of Alabama-Huntsville.

Connelly, 39, is a native of Long Beach, Calif. who starred on the University of Oklahoma's 1994 team that won the College World Series. He was selected by Oakland on the 24th round of the 1995 amateur draft and pitched four seasons in the A's organization. He made his Major League debut in 1998, posting a 0-0 record and 1.93 ERA in three relief appearances with Oakland.



### TOMMY EVERIDGE

#### Hitting Coach

Tommy Everidge begins his professional coaching career as the hitting coach for Single-A Vermont after a nine-year playing career.

Everidge was drafted by Oakland in the 10th round of the 2004 draft and played more than six years in the A's organization, including a 24-game stint with the big club in 2009. In 2008, he led the Texas League and the A's organization with 115 RBI, including a three home run, 10 RBI game on May 26 at Tulsa. In 2011, he was named the Atlantic League Player of the Year while playing for the Lancaster Barnstormers, setting a league record with 69 extra-base hits.



A Bay Area native, Tommy graduated from Sonoma Valley High School and played collegiately at Sonoma State University. He was born in Glen Ellen and still resides there with his wife Kellie, daughter Allison, dogs Maddie and Wyatt, and cat Sadie.

## TOSHIAKI NAGAHARA

### Athletic Trainer

Toshiaki Nagahara is in his second season as athletic trainer at Short-Season Vermont after spending the previous two years with the A's Arizona Rookie League affiliate. He previously worked for the A's from 2004-07, assisting in various athletic training and conditioning roles with Triple-A Sacramento and Single-A Modesto as well as in spring training and instructional leagues.

Nagahara spent 2008-09 as an assistant athletic trainer and interpreter for the Cleveland Indians, communicating for pitcher Masahide Kobayashi. He served in a similar role for the Pittsburgh Pirates and infielder Akinori Iwamura in 2010.

Born in Takamatsu, Japan, Nagahara first came to the United States in 1997. He obtained his bachelors and masters degrees in exercise science at Southern Arkansas University. He is a certified strength and conditioning specialist through the National Strength and Conditioning Association (NSCA).

Nagahara resides in Stow, Ohio with his wife, Christine.



## ARIZONA A'S STAFF

### RUBEN ESCALERA

#### Manager

Ruben Escalera returns for his 20th season in the A's organization and eight as manager of the Arizona A's. He previously managed the club from 2002-08. Throughout his two decades with Oakland, Escalera also has served as a scout in Puerto Rico, hitting coach in Arizona, and instructor at the A's academy in the Dominican Republic.

Escalera signed as a free agent with the Brewers in 1984 and played 10 professional seasons in the Milwaukee and Cincinnati organizations, as well as the Mexican Professional League. During his 12 years playing winter ball in Puerto Rico, Escalera played on the 1995 Caribbean Series champion "Puerto Rican Dream Team" alongside Roberto Alomar, Bernie Williams, Juan Gonzalez, Edgar Martinez and Carlos Delgado.

Born in San Juan, Puerto Rico, Escalera makes his home in Carolina, Puerto Rico, with his wife Maryann Martinez and their children Jania, Karlee and Karilys.



#### MANAGERIAL RECORD

Year	Team	League	Record	Finish
2002	Arizona (Rookie)	Arizona League	28-28	t4th/t3rd
2003	Arizona (Rookie)	Arizona League	15-33	8th/9th
2004	Arizona (Rookie)	Arizona League	34-22	5th/1st
2005	Arizona (Rookie)	Arizona League	30-26	5th/2nd
2006	Arizona (Rookie)	Arizona League	24-31	t-8th/5th
2007	Arizona (Rookie)	Arizona League	25-31	t6th/t5th
2008	Arizona (Rookie)	Arizona League	21-35	7th/7th
<b>Totals</b>			<b>177-206</b>	

**2004 Playoffs:** Defeated by the Giants in the Arizona League Championship game.



## CARLOS CHAVEZ

### Pitching Coach

Carlos Chavez is in his second season as pitching coach for the A's Arizona Rookie League affiliate. It is his first coaching assignment in the A's organization.

Chavez pitched professionally for 14 seasons from 1992-2004 and 2006, including a stint with Single-A Visalia in the A's farm system in 2000. He was originally selected by Baltimore in the 17th round of the 1992 June draft.

Chavez makes his offseason home in Laredo, Texas. He has two children, Tomas and Kylie.



## JUAN DILONE

### Hitting Coach

Juan Dilone is in his second stint and sixth season as hitting coach for the A's Arizona Rookie League affiliate. He previously held the position in 2004 before spending four seasons as coordinator of Dominican instruction. He also served as hitting coach at Single-A Visalia (2002) and Short-Season Vancouver (2003).

Dilone signed a free agent contract with Oakland in 1990 and spent six seasons (1991-94; 96-97) in the A's farm system. A former infielder, Dilone spent his final two seasons at Single-A Modesto, where he batted a career-best .265 with 14 home runs in 1996.

A native of Santo Domingo, Dominican Republic, Dilone makes his offseason home in Higüey, Dominican Republic.



## CHRIS LESSNER

### Athletic Trainer

Chris Lessner is entering his 21st season in the A's organization. Prior to joining the A's Arizona Rookie League affiliate, Lessner served as an athletic trainer with Single-A Modesto and Short-Season Vancouver. He has spent offseasons working with the U.S. junior luge team and has also traveled with the Harlem Globetrotters. Lessner began his career as a clubhouse manager with Short-Season Southern Oregon.

Lessner holds a degree in exercise and sports science from Oregon State University. He and his wife, Steph, have two sons, Tyler and Alex.



### A'S RECENT MINOR LEAGUE AFFILIATES

Year	Triple-A	Double-A	Single-A	Short Season Single-A	Rookie	
2013	Sacramento	Midland	Stockton	Beloit	Vermont	Arizona
2012	Sacramento	Midland	Stockton	Burlington	Vermont	Arizona
2011	Sacramento	Midland	Stockton	Burlington	Vermont	Arizona
2010	Sacramento	Midland	Stockton	Kane County	Vancouver	Arizona
2009	Sacramento	Midland	Stockton	Kane County	Vancouver	Arizona
2008	Sacramento	Midland	Stockton	Kane County	Vancouver	Arizona
2007	Sacramento	Midland	Stockton	Kane County	Vancouver	Arizona
2006	Sacramento	Midland	Stockton	Kane County	Vancouver	Arizona
2005	Sacramento	Midland	Stockton	Kane County	Vancouver	Arizona
2004	Sacramento	Midland	Modesto	Kane County	Vancouver	Arizona
2003	Sacramento	Midland	Modesto	Kane County	Vancouver	Arizona
2002	Sacramento	Midland	Modesto	Visalia	Vancouver	Arizona
2001	Sacramento	Midland	Modesto	Visalia	Vancouver	Arizona
2000	Sacramento	Midland	Modesto	Visalia	Vancouver	Arizona
1999	Vancouver	Midland	Modesto	Visalia	Southern Oregon	Arizona
1998	Edmonton	Huntsville	Modesto	Visalia	Southern Oregon	Arizona
1997	Edmonton	Huntsville	Modesto	Visalia	Southern Oregon	Arizona
1996	Edmonton	Huntsville	Modesto	West Michigan	Southern Oregon	Arizona



# MINOR LEAGUE SCHEDULES

## SACRAMENTO

### APRIL

3-6 . . . . . at Salt Lake City  
 7-10 . . . . . at Las Vegas  
 11-13 . . . . . Salt Lake City  
 15-18 . . . . . Fresno  
 19-22 . . . . . at Tacoma  
 24-27 . . . . . El Paso  
 28-30 . . . . . Tacoma

### MAY

1 . . . . . Tacoma  
 2-5 . . . . . at El Paso  
 6-9 . . . . . at Albuquerque  
 10-13 . . . . . Salt Lake City  
 15-18 . . . . . Tacoma  
 19-22 . . . . . El Paso  
 23-26 . . . . . at Las Vegas  
 27-30 . . . . . Albuquerque  
 31 . . . . . at Fresno

### JUNE

1-3 . . . . . at Fresno  
 5-8 . . . . . at Salt Lake City  
 9-12 . . . . . Omaha  
 13-16 . . . . . Iowa  
 17-20 . . . . . at Round Rock  
 21-24 . . . . . at New Orleans  
 26-29 . . . . . Las Vegas  
 30 . . . . . Fresno

### JULY

1-3 . . . . . Fresno  
 4-6 . . . . . at Reno  
 7-10 . . . . . at Fresno  
 11-13 . . . . . Reno  
 14-16 . . . . . All Star Break  
 17-20 . . . . . at Albuquerque  
 21-24 . . . . . at El Paso  
 25-28 . . . . . at Tacoma  
 29-31 . . . . . Albuquerque

### AUGUST

1 . . . . . Albuquerque  
 2-5 . . . . . Las Vegas  
 7-11 . . . . . at Reno  
 12-16 . . . . . Colorado Springs  
 17-19 . . . . . Oklahoma City  
 20-23 . . . . . at Memphis  
 25-27 . . . . . at Nashville  
 28-31 . . . . . Reno

### SEPTEMBER

1 . . . . . Reno

## MIDLAND

### APRIL

3-5 . . . . . Arkansas  
 6-8 . . . . . NW Arkansas  
 10-12 . . . . . at Arkansas  
 13-15 . . . . . at NW Arkansas  
 17-20 . . . . . San Antonio  
 21-24 . . . . . at Corpus Christi  
 25-28 . . . . . at San Antonio  
 29-30 . . . . . Corpus Christi

### MAY

1-2 . . . . . Corpus Christi  
 3-6 . . . . . at Frisco  
 8-11 . . . . . San Antonio  
 12-15 . . . . . Frisco  
 16-19 . . . . . at Corpus Christi  
 21-23 . . . . . Springfield  
 24-26 . . . . . Tulsa  
 27-29 . . . . . at Springfield  
 30-31 . . . . . at Tulsa

### JUNE

1 . . . . . at Tulsa  
 3-6 . . . . . Corpus Christi  
 7-10 . . . . . at Frisco  
 11-14 . . . . . at San Antonio  
 15-18 . . . . . Frisco  
 19-22 . . . . . at San Antonio  
 24 . . . . . All Star Game at  
                     Arkansas  
 25-27 . . . . . NW Arkansas  
 28-30 . . . . . Arkansas

### JULY

2-4 . . . . . at NW Arkansas  
 5-7 . . . . . at Arkansas  
 9-12 . . . . . San Antonio  
 13-16 . . . . . at Corpus Christi  
 17-20 . . . . . San Antonio  
 21-23 . . . . . Frisco  
 24-27 . . . . . at Corpus Christi  
 28-30 . . . . . at Frisco

### AUGUST

1-3 . . . . . Corpus Christi  
 5-7 . . . . . Tulsa  
 8-10 . . . . . Springfield  
 12-14 . . . . . at Tulsa  
 15-17 . . . . . at Springfield  
 19-22 . . . . . Corpus Christi  
 23-24 . . . . . Frisco  
 26-29 . . . . . San Antonio  
 30-31 . . . . . at Frisco

### SEPTEMBER

1 . . . . . at Frisco

## STOCKTON

### APRIL

3-6 . . . . . at Visalia  
 7-9 . . . . . at Bakersfield  
 10-13 . . . . . Visalia  
 14-16 . . . . . Bakersfield  
 17-19 . . . . . at Inland Empire  
 21-24 . . . . . Lake Elsinore  
 25-27 . . . . . High Desert  
 28-30 . . . . . at Bakersfield

### MAY

1 . . . . . at Bakersfield  
 2-4 . . . . . Rancho Cucamonga  
 5-8 . . . . . at Visalia  
 9-11 . . . . . at Modesto  
 13-15 . . . . . San Jose  
 16-19 . . . . . Bakersfield  
 20-22 . . . . . at San Jose  
 23-26 . . . . . at Modesto  
 27-29 . . . . . San Jose  
 30-31 . . . . . Modesto

### JUNE

1-2 . . . . . Modesto  
 3-5 . . . . . at Bakersfield  
 6-9 . . . . . High Desert  
 11-14 . . . . . at San Jose  
 15-18 . . . . . All Star Break  
 19-22 . . . . . Bakersfield  
 23-25 . . . . . at Lancaster  
 26-29 . . . . . at Bakersfield

### JULY

1-3 . . . . . Lancaster  
 4-7 . . . . . at San Jose  
 8-10 . . . . . Modesto  
 11-14 . . . . . San Jose  
 16-18 . . . . . at High Desert  
 19-22 . . . . . at Inland Empire  
 24-27 . . . . . Lancaster  
 28-30 . . . . . Inland Empire  
 31 . . . . . at San Jose

### AUGUST

1-3 . . . . . at San Jose  
 4-6 . . . . . Visalia  
 7-10 . . . . . Modesto  
 12-14 . . . . . at Visalia  
 15-18 . . . . . San Jose  
 19-21 . . . . . at Lake Elsinore  
 22-24 . . . . . at Rancho Cucamonga  
 26-28 . . . . . Bakersfield  
 29-31 . . . . . at Modesto

### SEPTEMBER

1 . . . . . at Modesto

## BELOIT

### APRIL

3-6 . . . . . Burlington  
 8-10 . . . . . at South Bend  
 11-13 . . . . . at West Michigan  
 14-16 . . . . . Great Lakes  
 17-19 . . . . . Lansing  
 21-24 . . . . . at Kane County  
 25-27 . . . . . at Burlington  
 28-30 . . . . . Peoria

### MAY

1 . . . . . Peoria  
 2-4 . . . . . Quad Cities  
 5-7 . . . . . at Peoria  
 8-10 . . . . . at Quad Cities  
 12-14 . . . . . Kane County  
 15-18 . . . . . at Clinton  
 19-21 . . . . . at Cedar Rapids  
 22-24 . . . . . Wisconsin  
 25-27 . . . . . Cedar Rapids  
 28-30 . . . . . at Quad Cities  
 31 . . . . . Clinton

### JUNE

1-2 . . . . . Clinton  
 4-6 . . . . . Peoria  
 7-9 . . . . . at Burlington  
 10-12 . . . . . at Wisconsin  
 13-15 . . . . . Kane County  
 16-18 . . . . . MWL All Star Game  
                     at West Michigan  
 19-22 . . . . . Clinton  
 24-26 . . . . . at Burlington  
 27-30 . . . . . Kane County

### JULY

1-3 . . . . . Quad Cities  
 4-6 . . . . . at Cedar Rapids  
 8-10 . . . . . Burlington  
 11-14 . . . . . at Kane County  
 16-18 . . . . . Dayton  
 19-21 . . . . . Bowling Green  
 23-25 . . . . . at Fort Wayne  
 26-28 . . . . . at Lake County  
 29-31 . . . . . Peoria

### AUGUST

1-3 . . . . . Cedar Rapids  
 4-6 . . . . . at Clinton  
 7-10 . . . . . at Quad Cities  
 12-14 . . . . . Cedar Rapids  
 15-17 . . . . . at Clinton  
 18-20 . . . . . at Peoria  
 21-23 . . . . . Quad Cities  
 24-26 . . . . . at Wisconsin  
 27-29 . . . . . at Peoria  
 30-31 . . . . . Wisconsin

### SEPTEMBER

1 . . . . . Wisconsin

## Minor League Schedules, continued

### VERMONT

#### JUNE

13-15 ..... at Lowell  
 16-17 ..... Connecticut  
 18-20 ..... Tri-City  
 20-22 ..... Connecticut  
 23-24 ..... at Tri-City  
 25-26 ..... at Connecticut  
 27-29 ..... Lowell  
 20 ..... Tri-City

#### JULY

1-2 ..... Tri City  
 4-6 ..... at Connecticut  
 7-8 ..... Lowell  
 9-11 ..... at Williamsport  
 12-14 ..... at Jamestown  
 16-18 ..... State College  
 19-21 ..... Hudson Valley  
 22-23 ..... at Lowell  
 24-26 ..... at Brooklyn  
 27-29 ..... at Hudson Valley  
 30-31 ..... Batavia

#### AUGUST

1 ..... Batavia

2-4 ..... Mahoning Valley  
 6-8 ..... at Aberdeen  
 9-11 ..... at Auburn  
 12-14 ..... Aberdeen  
 15-17 ..... Brooklyn  
 19 All Star Game at Brooklyn  
 20-21 ..... at Tri-City  
 22-24 ..... Staten Island  
 25-27 ..... at Tri-City  
 28-30 ..... at Staten Island  
 31 ..... Tri City

#### SEPTEMBER

1 ..... Tri City

### ARIZONA

#### JUNE

20 ..... Angels  
 21 ..... at Angels  
 22 ..... Giants  
 23 ..... at Giants  
 25 ..... Diamondbacks  
 26 ..... at Cubs  
 27 ..... at Diamondbacks  
 28 ..... Cubs  
 30 ..... at Rangers

#### JULY

1 ..... Rangers  
 2 ..... Brewers  
 3 ..... at Indians  
 5 ..... Padres  
 6 ..... at Padres  
 7 ..... at White Sox  
 8 ..... White Sox  
 10 ..... Reds  
 11 ..... at Reds  
 12 ..... at Dodgers  
 13 ..... Dodgers  
 16 ..... Giants  
 17 ..... at Angels  
 18 ..... Mariners  
 19 ..... at Mariners  
 21 ..... Indians  
 22 ..... at Indians  
 23 ..... at Brewers  
 24 ..... Cubs  
 26 ..... at Angels  
 27 ..... Angels  
 28 ..... at Giants  
 29 ..... Giants  
 31 ..... at Diamondbacks

#### AUGUST

1 ..... Cubs  
 2 ..... Diamondbacks  
 3 ..... at Cubs  
 5 ..... Rangers  
 6 ..... at Rangers  
 7 ..... at Brewers  
 8 ..... Brewers  
 10 ..... at Padres  
 11 ..... Padres  
 12 ..... White Sox  
 13 ..... at White Sox  
 15 ..... at Reds  
 16 ..... Reds  
 17 ..... Dodgers  
 18 ..... at Dodgers  
 20 ..... at Diamondbacks  
 21 ..... Angels  
 22 ..... at Mariners  
 23 ..... Mariners  
 25 ..... at Giants  
 26 ..... Diamondbacks  
 27 ..... at Cubs  
 28 ..... Cubs

### A'S FIRST ROUND DRAFT PICKS

1965 Rick Monday, OF	1984 Mark McGwire, 1B	2002 Nick Swisher, OF (8)
1966 Reggie Jackson, OF	1985 Walt Weiss, SS	Joe Blanton, RHP (9)
1967 Brian Bickerton, LHP	1986 Scott Hemond, C	John McCurdy, SS
1968 Pete Broberg, RHP*	1987 Lee Tinsley, OF	Ben Fritz, RHP (10)
1969 Dan Stanhouse, RHP/SS	1988 Stan Royer, 3B	2003 Brad Sullivan, RHP
1970 Dan Ford, OF	1989 None (3)	Brian Snyder, 3B (11)
1971 William Daniels, RHP	1990 Todd Van Poppel, RHP (4)	2004 Landon Powell, C (12)
1972 Chet Lemon, SS	Don Peters, RHP	Richie Robnett, OF
1973 Randy Scarbery, RHP	1991 Brent Gates, SS	2005 Cliff Pennington, SS
1974 Jerry Johnson, C*	1992 Benji Grigsby, RHP	2006 None (13)
1975 Bruce Robinson, C	1993 John Wasdin, RHP	2007 James Simmons, RHP
1976 Mike Sullivan, RHP*	1994 Ben Grieve, OF	2008 Jemile Weeks, 2B
1977 Craig Harris, RHP	1995 Ariel Prieto, RHP	2009 Grant Green, SS
1978 Mike Morgan, RHP	1996 Eric Chavez, SS	2010 Michael Choice, OF
Tim Conroy, LHP (1)	1997 Chris Enochs, RHP	2011 Sonny Gray, RHP
1979 Juan Bustabad, INF*	Eric DuBose, LHP (5)	2012 Addison Russell, SS
1980 Mike King, LHP	1998 Mark Mulder, LHP	2013 Billy McKinney, OF
1981 Tim Pyznarski, 3B	1999 Barry Zito, LHP	
1982 None (2)	2000 None (6)	
1983 Stan Hilton, RHP	2001 Bobby Crosby, SS	
	Jeremy Bonderman, RHP (7)	

\* Did not sign with A's

- |                                                            |                                                                 |
|------------------------------------------------------------|-----------------------------------------------------------------|
| (1) Compensation for the loss of free agent Mike Jorgensen | (8) Compensation for the loss of free agent Johnny Damon        |
| (2) Choice to Boston as compensation for Joe Rudi          | (9) Compensation for the loss of free agent Jason Giambi        |
| (3) Choice to Seattle as compensation for Mike Moore       | (10) Compensation for the loss of free agent Jason Isringhausen |
| (4) Compensation for the loss of free agent Dave Parker    | (11) Compensation for the loss of free agent Ray Durham         |
| (5) Compensation for the loss of free agent Mike Bordick   | (12) Compensation for the loss of free agent Keith Foulke       |
| (6) Choice to Anaheim as compensation for Mike Magnante    | (13) Choice to Washington as compensation for Estaban Loaiza    |
| (7) Compensation for the loss of free agent Kevin Appier   |                                                                 |

# MINOR LEAGUE STATISTICS

## SACRAMENTO

BATTERS	AVG	G	AB	R	H	2B	3B	HR	RBI	SH	SF	HP	BB	IBB	SO	SB	CS	DP	SLG	OBP	E
Aliotti, Anthony	.266	42	154	17	41	4	1	2	20	1	1	0	15	0	44	0	0	7	.344	.329	2
Barfield, Jeremy	.188	35	117	14	22	3	0	4	15	0	3	0	14	0	31	0	0	3	.316	.269	0
Barton, Daric	.297	110	391	77	116	29	1	7	69	1	6	3	87	0	57	1	2	10	.430	.423	13
Cspedes, Yoenis	.333	3	9	5	3	0	0	1	4	0	0	0	2	0	3	1	0	1	1.667	1.455	1
Choice, Michael	.302	132	510	90	154	29	1	14	89	0	10	11	69	0	115	1	2	15	.445	.390	4
Coleman, Dusty	.143	6	21	4	3	1	0	0	1	0	0	1	0	0	5	1	0	0	.190	.182	2
Crumbless, Conner	.136	20	59	11	8	2	1	3	11	1	1	2	12	0	19	1	0	2	.356	.297	1
Freitas, David	.268	29	97	13	26	8	0	1	9	0	0	2	11	0	14	0	0	3	.381	.355	2
Goebbert, Jake	.229	21	70	13	16	3	0	4	6	0	0	0	15	1	16	0	0	2	.443	.365	0
Green, Grant	.325	87	378	66	123	27	3	11	50	3	1	6	27	1	70	4	1	11	.500	.379	10
Horton, Josh	.224	17	67	5	15	2	1	2	8	0	0	0	2	0	12	0	1	2	.373	.246	4
Ladendorf, Tyler	.107	8	28	0	3	1	0	0	2	0	0	0	4	0	3	0	0	0	.143	.219	0
Montz, Luke	.246	33	122	17	30	9	0	9	29	0	2	2	19	0	45	0	1	5	.541	.352	4
Moore, Scott	.276	81	293	51	81	26	0	11	56	1	4	5	36	1	76	0	1	11	.478	.361	8
Nakajima, Hiroyuki	.283	90	346	40	98	17	0	4	34	0	9	6	23	0	83	3	1	10	.367	.331	9
Norris, Derek	.429	3	14	3	6	0	0	2	4	0	0	0	0	0	3	0	0	0	.857	.429	1
Ortiz, Ryan	.270	36	115	18	31	7	1	3	9	1	1	1	11	0	24	0	0	4	.426	.336	5
Parrino, Andy	.210	108	367	43	77	16	3	4	36	3	2	5	43	0	102	3	1	4	.302	.300	19
Peterson, Shane	.251	126	463	70	116	25	1	12	79	3	6	4	77	1	127	17	2	9	.387	.358	4
Reddick, Josh	.182	3	11	5	2	0	0	0	0	0	0	0	3	0	1	2	0	1	.182	.357	0
Rosales, Adam	.211	9	38	4	8	2	0	0	6	0	1	0	3	0	7	1	1	1	.263	.262	1
Russell, Addison	.077	3	13	1	1	0	0	0	0	0	0	0	0	0	9	0	0	0	.077	.077	1
Taylor, Michael	.281	112	420	54	118	25	1	18	85	0	6	5	50	0	88	5	2	9	.474	.360	3
Vogt, Stephen	.324	75	296	55	96	21	3	13	58	1	3	0	38	0	45	0	1	7	.547	.398	2
Weeks, Jemile	.271	130	520	96	141	19	10	4	40	5	1	8	80	1	99	17	2	14	.369	.376	12
Young, Chris	1.000	1	1	1	1	0	0	0	0	0	0	0	2	0	0	1	0	0	1.000	1.000	0
<b>Team Total</b>	<b>.272</b>	<b>144</b>	<b>4920</b>	<b>773</b>	<b>1336</b>	<b>276</b>	<b>27</b>	<b>129</b>	<b>720</b>	<b>20</b>	<b>57</b>	<b>61</b>	<b>643</b>	<b>5</b>	<b>1098</b>	<b>58</b>	<b>18</b>	<b>131</b>	<b>.417</b>	<b>.359</b>	<b>127</b>

PITCHERS	W	L	ERA	G	GS	CG	SHO	SV	SVO	IP	H	R	ER	HR	HB	BB	IBB	SO	WP	BK	AVG
Anderson, Brett	0	0	7.71	1	1	0	0	0	0	2.1	3	2	2	0	0	3	0	2	0	0	.333
Banwart, Travis	10	5	4.60	29	23	0	0	0	1	131.0	145	74	67	20	4	54	0	125	15	1	.280
Billings, Bruce	13	8	4.31	28	26	0	0	0	0	148.1	140	78	71	17	3	51	0	135	4	0	.248
Byrd, Darren	1	1	5.71	23	2	0	0	0	0	34.2	37	25	22	3	0	22	1	35	1	0	.268
Chavez, Jesse	2	2	2.70	5	5	0	0	0	0	30.0	35	16	9	1	1	5	0	26	0	0	.285
Ekstrom, Mike	1	1	5.10	21	0	0	0	3	3	30.0	39	19	17	3	2	13	2	27	3	0	.317
Figueroa, Pedro	3	4	4.10	46	1	0	0	2	5	59.1	57	29	27	9	2	33	1	49	6	2	.252
Gordon, Brian	4	0	3.57	51	0	0	0	23	24	63.0	61	27	25	4	2	9	0	66	4	0	.249
Gray, Sonny	10	7	3.42	20	20	1	0	0	0	118.1	117	51	45	5	0	39	0	118	10	0	.259
Hall, Schaeffer	1	0	0.00	1	0	0	0	0	0	3.0	2	0	0	0	0	0	0	3	0	0	.182
Hernandez, Carlos	1	3	5.85	4	4	0	0	0	0	20.0	33	17	13	1	0	3	0	10	2	0	.363
Leon, Arnold	5	3	4.42	12	11	0	0	0	0	71.1	81	36	35	4	3	13	0	49	3	0	.287
Milone, Tommy	0	0	1.74	2	2	0	0	0	0	10.1	16	5	2	0	0	1	0	15	0	0	.348
Neshek, Pat	0	0	0.00	2	0	0	0	0	0	2.0	2	2	0	1	0	0	0	2	0	0	.250
Newby, Kyler	2	1	3.58	24	0	0	0	1	3	27.2	29	11	11	2	1	12	0	28	3	0	.276
Nieve, Fernando	1	0	2.19	7	1	0	0	0	0	12.1	9	9	3	0	1	2	0	9	1	0	.184
Norberto, Jordan	0	1	40.50	3	0	0	0	0	1	1.1	5	6	6	0	0	7	1	4	3	1	.556
Oakjima, Hideki	1	3	4.22	37	0	0	0	1	2	42.2	40	21	20	5	0	9	1	45	2	0	.244
Otero, Dan	1	0	0.99	23	0	0	0	15	15	27.1	14	4	3	0	1	1	0	22	0	0	.147
Resop, Chris	1	2	6.81	26	1	0	0	0	0	35.2	48	27	27	5	2	13	0	29	2	0	.322
Scibner, Evan	3	1	2.22	31	0	0	0	1	2	44.2	32	12	11	2	0	9	0	58	1	0	.192
Simmons, James	0	2	7.16	12	0	0	0	0	3	16.1	27	17	13	1	0	8	0	13	1	0	.365
Smyth, Paul	0	0	2.45	32	0	0	0	1	2	36.2	36	11	10	2	5	16	3	31	1	0	.265
Straily, Dan	3	1	1.14	5	5	0	0	0	0	31.2	24	11	4	1	0	9	1	33	2	0	.202
Thomas, Justin	3	6	4.48	16	16	0	0	0	0	84.1	92	47	42	8	2	34	0	68	2	0	.273
Vidal, Pedro	0	0	12.27	3	0	0	0	0	0	3.2	3	5	5	1	0	3	0	4	0	1	.214
Viola, Pedro	1	0	4.05	7	0	0	0	0	0	6.2	14	5	3	0	0	4	0	6	2	2	.438
Werner, Andrew	12	14	5.78	27	26	1	0	0	0	165.0	202	110	106	20	9	38	0	111	2	1	.305
Zagurski, Mike	0	0	6.00	6	0	0	0	0	0	6.0	7	6	4	0	2	3	1	8	2	0	.280
<b>Team Total</b>	<b>79</b>	<b>65</b>	<b>4.29</b>	<b>144</b>	<b>144</b>	<b>2</b>	<b>4</b>	<b>47</b>	<b>61</b>	<b>1265.2</b>	<b>1350</b>	<b>683</b>	<b>603</b>	<b>115</b>	<b>40</b>	<b>414</b>	<b>11</b>	<b>1131</b>	<b>72</b>	<b>8</b>	<b>.272</b>

PLAYER DEVELOPMENT

Minor League Statistics, continued

MIDLAND

BATTERS	AVG	G	AB	R	H	2B	3B	HR	RBI	SH	SF	HP	BB	IBB	SO	SB	CS	DP	SLG	OBP	E
Aliotti, Anthony	.350	91	340	49	119	29	0	12	51	0	3	0	66	7	83	3	2	8	.541	.452	2
Barfield, Jeremy	.242	26	99	19	24	3	0	8	18	0	1	0	14	1	17	1	1	2	.515	.333	1
Catricala, Vinnie	.221	61	231	21	51	9	0	4	26	1	4	1	14	0	56	3	1	6	.312	.273	6
Coleman, Dusty	.260	130	484	65	126	34	10	3	61	5	2	5	57	1	155	17	10	7	.390	.344	21
Crumbliss, Conner	.280	92	347	66	97	19	2	10	34	5	3	5	69	2	57	12	4	2	.432	.405	7
Fabiaschi, Michael	.240	9	25	0	6	2	0	0	6	0	0	0	3	0	9	0	0	1	.320	.321	1
Freitas, David	.214	61	224	34	48	6	0	9	21	0	0	0	20	0	39	0	0	8	.362	.285	8
Goebbert, Jake	.268	105	396	57	106	20	5	18	75	1	7	1	47	5	83	6	3	8	.480	.352	6
Head, Miles	.196	40	148	13	29	4	0	2	8	0	1	0	12	0	42	0	1	6	.264	.264	6
Ladendorf, Tyler	.263	83	266	34	70	16	1	6	40	2	2	27	2	45	2	0	8	.398	.340	10	
Lipkin, Ryan	.119	18	59	4	7	2	0	1	6	0	0	0	5	0	10	0	0	0	.203	.200	2
Lopez, Diomedes	.111	3	9	1	1	0	0	0	0	1	0	1	0	0	3	0	0	1	.111	.200	0
Marte, Jefry	.278	66	245	33	68	17	1	2	28	0	4	0	25	1	49	8	1	4	.380	.349	13
Muncy, Max	.250	47	172	22	43	12	2	4	24	0	1	0	24	1	34	0	1	3	.413	.340	6
Myers, D'Arby	.285	118	485	75	138	29	3	5	51	9	2	9	16	1	70	20	10	10	.388	.320	2
Oberacker, Chad	.237	120	448	55	106	26	12	6	54	5	6	5	41	4	101	17	1	5	.388	.305	5
Perez, Darwin	.237	115	393	55	93	19	5	3	34	11	4	11	50	0	103	19	4	6	.333	.326	21
Rickles, Nick	.500	1	4	1	2	0	0	0	1	0	0	0	0	0	1	0	0	0	.500	.500	0
Taylor, Beau	.191	76	267	21	51	11	0	3	32	1	3	1	33	0	71	1	0	4	.266	.282	5
Whitaker, Josh	.240	32	125	22	30	12	1	3	16	0	1	0	11	0	35	2	0	2	.424	.304	1
<b>Team Total</b>	<b>.255</b>	<b>140</b>	<b>4767</b>	<b>647</b>	<b>1215</b>	<b>270</b>	<b>42</b>	<b>99</b>	<b>586</b>	<b>41</b>	<b>44</b>	<b>41</b>	<b>534</b>	<b>25</b>	<b>1063</b>	<b>111</b>	<b>39</b>	<b>91</b>	<b>.391</b>	<b>.335</b>	<b>140</b>

PITCHERS	W	L	ERA	G	GS	CG	SHO	SV	SVO	IP	H	R	ER	HR	HB	BB	IBB	SO	WP	BK	AVG
Anderson, Brett	0	1	14.73	1	1	0	0	0	0	3.2	6	6	6	0	0	4	0	3	1	0	.353
Arnesen, Erik	0	1	10.03	3	2	0	0	0	0	11.2	16	14	13	3	1	6	0	7	0	0	.348
Bowman, Josh	2	1	4.54	8	8	0	0	0	0	39.2	41	26	20	5	4	21	0	18	5	0	.275
Brown, Jake	0	0	10.80	3	0	0	0	0	0	3.1	10	4	4	0	0	1	0	3	0	0	.556
Byrd, Darren	0	0	1.35	3	0	0	0	1	1	6.2	2	1	1	0	1	2	0	4	0	0	.091
Carpenter, Drew	1	1	3.10	4	4	0	0	0	0	20.1	20	8	7	2	4	3	0	12	0	0	.238
Castillo, Jesus	0	0	0.00	6	0	0	0	1	1	10.0	7	0	0	0	0	2	1	5	0	0	.200
Daley, Gary	0	1	12.46	8	0	0	0	0	0	8.2	14	14	12	1	2	7	0	6	5	0	.359
DeMark, Mike	3	3	5.59	31	0	0	0	4	7	38.2	42	25	24	4	2	20	3	33	4	1	.280
Dull, Ryan	0	1	4.63	10	0	0	0	1	3	11.2	15	9	6	2	0	3	0	12	2	0	.294
Fisher, Carlos	1	2	3.88	37	0	0	0	0	3	48.2	38	24	21	4	1	33	2	71	15	0	.207
Gailey, Frank	2	3	2.61	39	0	0	0	3	5	62.0	58	20	18	3	3	11	2	54	2	0	.245
Granier, Drew	3	6	5.23	14	14	0	0	0	0	72.1	82	48	42	9	2	42	0	56	5	0	.286
Hassebrock, Blake	0	2	6.61	12	0	0	0	0	1	16.1	18	13	12	1	1	7	0	5	6	0	.295
Hernandez, Carlos	7	7	2.18	25	20	0	0	0	0	132.0	109	43	32	5	6	38	0	96	4	0	.223
Hunter, Brett	2	1	3.38	23	0	0	0	2	3	32.0	16	12	12	1	2	19	4	42	1	0	.145
Leon, Arnold	4	5	3.84	13	13	0	0	0	0	72.2	87	40	31	9	4	11	0	48	2	0	.295
Long, Nate	2	2	3.86	32	1	0	0	0	0	63.0	67	36	27	2	4	20	0	57	9	0	.269
Murphy, Sean	8	8	4.08	25	24	0	0	0	0	136.2	137	65	62	9	7	50	0	121	8	0	.263
Neal, Zach	8	12	4.35	28	28	1	0	0	0	165.2	172	95	80	18	6	36	1	96	2	2	.266
Newby, Kyle	4	4	1.95	23	0	0	0	6	12	32.1	28	10	7	1	1	7	1	31	4	0	.237
Perez, Sergio	0	0	27.00	1	0	0	0	0	0	0.1	2	1	1	0	0	0	0	0	0	0	.667
Smith, Murphy	9	8	3.48	26	25	0	0	0	0	150.0	157	69	58	14	7	46	0	98	7	1	.274
Smyth, Paul	2	2	2.74	13	0	0	0	1	1	23.0	14	8	7	2	0	4	0	24	0	0	.179
Urlaub, Jeff	2	2	3.86	40	0	0	0	1	1	46.2	49	20	20	2	2	13	2	40	3	0	.274
Vida, Pedro	0	4	5.21	8	0	0	0	0	1	19.0	15	12	11	4	3	2	0	20	1	0	.214
Viola, Pedro	2	1	5.60	12	0	0	0	0	1	17.2	15	11	11	1	0	5	1	25	0	0	.224
<b>Team Total</b>	<b>62</b>	<b>78</b>	<b>3.94</b>	<b>140</b>	<b>140</b>	<b>1</b>	<b>6</b>	<b>20</b>	<b>40</b>	<b>1244.2</b>	<b>1237</b>	<b>634</b>	<b>545</b>	<b>102</b>	<b>63</b>	<b>413</b>	<b>17</b>	<b>987</b>	<b>86</b>	<b>4</b>	<b>.259</b>

# STOCKTON

BATTERS	AVG	G	AB	R	H	2B	3B	HR	RBI	SH	SF	HP	BB	IBB	SO	SB	CS	DP	SLG	OBP	E
Crocker, Bobby	.276	113	449	73	124	31	8	11	53	1	1	14	32	0	159	22	9	6	.454	.343	2
Delgado, Ryan	.231	25	91	15	21	3	1	4	12	0	0	2	7	0	21	0	0	3	.418	.300	3
Dixon, Rashun	.207	86	285	46	59	17	1	12	38	0	4	11	48	0	116	8	1	4	.400	.339	1
Fabiaschi, Michael	.222	6	18	6	4	1	0	2	4	1	1	3	2	0	5	1	0	0	.611	.375	1
Kirkland, Wade	.220	67	223	25	49	18	0	6	27	0	1	5	10	0	65	1	2	5	.381	.268	11
Lamas, Antonio	.255	125	517	64	132	23	3	12	72	2	2	8	29	0	93	1	2	18	.381	.304	17
Maxwell, Bruce	.263	47	175	19	46	8	0	5	21	0	2	1	19	0	34	0	0	4	.394	.335	3
Muncy, Max	.285	93	351	67	100	13	1	21	76	0	6	7	64	9	68	1	1	2	.507	.400	3
Ortiz, Ryan	.202	26	89	12	18	4	1	3	7	0	0	4	13	0	31	0	1	0	.371	.330	2
Pohl, Philip	.227	54	194	32	44	8	0	9	20	0	4	7	12	0	68	1	0	0	.407	.290	6
Reddick, Josh	.333	1	3	0	1	0	0	0	0	0	0	0	0	0	0	0	0	0	.333	.333	0
Richard, Myrio	.256	111	465	64	119	35	0	11	40	0	2	7	33	1	90	13	7	11	.402	.314	2
Robinson, Dusty	.210	123	458	67	96	16	3	21	64	0	2	4	41	1	146	18	4	8	.395	.279	10
Rosales, Adam	.500	3	12	3	6	2	0	1	1	0	0	0	0	1	0	0	0	0	.917	.500	0
Russell, Addison	.275	107	429	85	118	29	10	17	60	0	3	11	61	0	116	21	3	8	.508	.377	14
Thompson, Tony	.250	116	460	58	115	26	1	18	92	0	4	3	48	2	96	3	0	10	.428	.322	17
Vollmuth, B.A.	.212	125	471	66	100	25	2	21	70	2	7	7	56	1	161	0	0	7	.408	.301	31
Whitaker, Josh	.270	53	204	29	55	13	0	9	41	0	2	6	22	0	49	6	3	3	.466	.355	1
<b>Team Total</b>	<b>.247</b>	<b>140</b>	<b>4894</b>	<b>731</b>	<b>1207</b>	<b>272</b>	<b>31</b>	<b>183</b>	<b>698</b>	<b>6</b>	<b>41</b>	<b>100</b>	<b>497</b>	<b>14</b>	<b>1319</b>	<b>96</b>	<b>33</b>	<b>89</b>	<b>4.27</b>	<b>.326</b>	<b>137</b>

PITCHERS	W	L	ERA	G	GS	CG	SHO	SV	SVO	IP	H	R	ER	HR	HB	BB	IBB	SO	WP	BK	AVG
Alcantara, Raul	5	5	3.76	14	14	0	0	0	0	79.0	73	45	33	8	4	17	0	66	6	1	.243
Anderson, Brett	0	1	13.50	1	1	0	0	0	0	3.1	5	5	5	2	0	2	0	6	0	0	.333
Avila, Andres	0	3	9.30	5	5	0	0	0	0	20.1	26	22	21	3	3	7	0	19	4	1	.302
Barham, Trey	0	0	3.86	9	0	0	0	0	0	11.2	16	8	5	1	0	7	0	16	2	0	.320
Bowman, Josh	7	6	5.56	17	15	1	0	0	0	100.1	117	67	62	13	7	23	0	74	2	3	.293
Brown, Jake	2	3	4.21	27	3	0	0	1	1	57.2	59	27	27	8	3	11	1	43	2	0	.262
Byrd, Darren	0	0	4.91	3	0	0	0	0	0	3.2	6	2	2	1	2	3	0	1	0	0	.353
Doollittle, Ryan	0	2	4.76	2	2	0	0	0	0	5.2	5	3	3	1	1	1	0	4	0	0	.227
Dull, Ryan	1	3	1.59	15	0	0	0	6	6	22.2	13	4	4	0	1	3	1	31	1	0	.165
Duran, Omar	3	1	4.58	33	0	0	0	0	0	53.0	38	30	27	4	1	41	0	83	4	3	.200
Frankoff, Seth	2	0	2.78	48	0	0	0	4	5	74.1	57	32	23	6	5	23	1	93	11	0	.208
Granier, Drew	6	3	3.25	14	14	0	0	0	0	83.0	71	32	30	5	6	40	0	97	7	0	.228
Hall, Schaeffer	4	4	6.58	16	12	0	0	1	1	64.1	81	52	47	14	3	12	0	37	3	0	.309
Hassebrock, Blake	2	4	4.28	26	5	0	0	1	1	61.0	57	34	29	4	5	29	0	68	7	0	.251
Healy, Tucker	1	1	1.86	15	0	0	0	3	4	19.1	13	4	4	2	1	5	0	31	0	0	.186
Hunter, Brett	0	0	2.25	3	0	0	0	1	2	4.0	3	1	1	0	0	1	0	7	0	0	.200
Jimenez, Deyvi	0	3	6.56	9	9	0	0	0	0	35.2	45	28	26	4	1	15	0	33	4	0	.296
Joseph, Jonathan	5	5	3.50	47	0	0	0	6	11	64.1	46	33	25	6	4	28	1	76	8	0	.203
Kirkland, Wade	1	0	2.70	3	0	0	0	0	0	3.1	3	1	1	0	0	1	0	1	0	0	.250
Macias, Jose	1	2	2.76	22	0	0	0	5	6	32.2	24	12	10	1	1	7	0	28	1	0	.207
Mota, David	0	1	6.49	22	0	0	0	0	0	26.1	28	21	19	2	3	13	0	17	5	0	.275
Murphy, Sean	2	1	2.89	3	3	0	0	0	0	18.2	19	8	6	4	2	4	0	19	0	0	.268
Perez, Sergio	0	1	13.50	3	3	0	0	0	0	8.0	13	12	12	4	0	6	0	11	1	0	.342
Perlman, Max	0	1	5.06	4	0	0	0	0	0	5.1	4	3	3	0	0	6	0	3	1	0	.222
Peters, Tanner	12	8	4.07	28	28	0	0	0	0	165.2	167	86	75	24	0	27	0	159	6	0	.261
Simmons, James	8	8	5.48	20	20	0	0	0	0	113.1	131	76	69	14	6	25	0	86	2	0	.291
Thompson, Tony	0	0	0.00	1	0	0	0	0	0	2.0	1	0	0	0	0	1	0	3	0	0	.143
Vidal, Pedro	0	1	3.57	26	0	0	0	2	3	40.1	37	17	16	3	1	11	2	41	0	0	.240
Viola, Pedro	2	0	1.50	4	0	0	0	1	1	6.0	3	1	1	0	0	1	0	12	0	0	.143
Walz, T.J.	4	2	6.13	42	0	0	0	0	1	61.2	79	52	42	7	11	32	0	73	13	0	.312
Ynoa, Michael	1	2	7.71	7	6	0	0	1	1	21.0	23	20	18	2	2	17	0	20	2	0	.274
<b>Team Total</b>	<b>69</b>	<b>71</b>	<b>4.55</b>	<b>140</b>	<b>140</b>	<b>1</b>	<b>5</b>	<b>32</b>	<b>43</b>	<b>1267.2</b>	<b>1263</b>	<b>738</b>	<b>641</b>	<b>143</b>	<b>73</b>	<b>419</b>	<b>6</b>	<b>1258</b>	<b>92</b>	<b>8</b>	<b>258</b>

Minor League Statistics, continued

**BELOIT**

BATTERS	AVG	G	AB	R	H	2B	3B	HR	RBI	SH	SF	HP	BB	IBB	SO	SB	CS	DP	SLG	OBP	E
Alexander, Dayton	.236	53	148	20	35	7	1	2	8	1	1	0	17	0	53	7	2	3	.338	.313	2
Bostick, Chris	.282	129	489	75	138	25	8	14	89	4	5	6	51	0	122	25	8	7	.452	.354	22
Delgado, Ryan	.215	43	144	18	31	6	0	2	14	0	2	3	17	0	35	3	0	3	.299	.307	3
Dixon, Rashun	.278	11	36	11	10	0	0	4	7	0	0	0	9	0	8	3	0	0	.611	.422	0
Lewis, Chad	.200	18	65	6	13	4	0	1	8	0	0	1	1	0	20	0	0	2	.308	.224	7
Mathews, Ryan	.260	122	419	64	109	32	2	14	55	3	1	4	45	2	98	7	4	8	.446	.337	2
Maxwell, Bruce	.286	57	199	25	57	14	0	2	28	3	2	0	24	1	29	0	0	5	.387	.360	2
Nunez, Renato	.258	128	508	69	131	27	0	19	85	1	3	5	28	0	136	2	2	18	.423	.301	39
Olson, Matt	.225	134	481	69	108	32	0	23	93	0	3	2	72	1	148	4	3	5	.435	.326	9
Pohl, Philip	.250	3	12	1	3	0	0	0	0	0	0	0	0	0	3	0	0	0	.250	.250	0
Rickles, Nick	.258	81	283	27	73	10	3	7	33	2	2	2	11	0	52	0	1	9	.389	.289	8
Roberts, Sam	.204	65	206	24	42	9	3	2	15	1	0	0	29	0	61	2	7	4	.306	.302	9
Robertson, Daniel	.277	101	401	59	111	21	1	9	46	0	2	7	41	0	79	1	7	10	.401	.353	13
Shipman, Aaron	.279	68	244	44	68	7	2	0	16	0	0	1	47	0	50	17	8	5	.324	.397	2
Solano, Wilfredo	.143	2	7	1	1	0	0	0	0	0	0	0	0	0	3	0	0	0	.143	.143	0
Tanis, Jacob	.182	12	44	4	8	4	0	1	5	0	0	0	2	0	11	0	0	1	.341	.217	2
Vertigan, Brett	.243	123	436	65	106	24	5	0	27	10	4	6	55	2	64	21	6	2	.321	.333	4
Wooten, John	.257	133	495	76	127	22	2	20	69	0	2	5	53	1	113	5	3	9	.430	.333	9
<b>Team Total</b>	<b>.254</b>	<b>139</b>	<b>4618</b>	<b>658</b>	<b>1171</b>	<b>244</b>	<b>27</b>	<b>120</b>	<b>598</b>	<b>25</b>	<b>27</b>	<b>42</b>	<b>502</b>	<b>7</b>	<b>1086</b>	<b>97</b>	<b>51</b>	<b>91</b>	<b>.396</b>	<b>.331</b>	<b>149</b>

PITCHERS	W	L	ERA	G	GS	CG	SHO	SV	SVO	IP	H	R	ER	HR	HB	BB	IBB	SO	WP	BK	AVG
Alcantara, Raul	7	1	2.44	13	13	1	1	0	0	77.1	84	29	21	3	4	7	0	58	2	0	.272
Avila, Andres	7	4	5.01	23	11	0	0	2	3	88.0	106	61	49	9	3	44	0	55	4	1	3.00
Bacus, Dakota	9	5	3.56	26	16	0	0	0	0	121.1	124	55	48	6	5	38	0	90	10	0	.263
Bayless, Trevor	1	2	9.00	6	0	0	0	0	0	8.0	14	8	8	2	1	4	0	8	2	0	.412
Bragg, Sam	0	0	0.00	2	0	0	0	0	0	2.0	0	0	0	0	0	0	0	3	0	0	.000
Covey, Dillon	1	1	4.75	10	10	0	0	0	0	47.1	64	28	25	4	1	17	0	31	7	0	.327
Delgado, Ryan	0	0	0.00	1	0	0	0	0	0	1.0	2	0	0	0	0	1	0	0	0	0	.400
De Young, Derek	8	5	4.22	27	16	0	0	2	2	113.0	118	58	53	7	10	41	0	83	3	1	.271
Dull, Ryan	1	1	2.10	20	0	0	0	12	12	25.2	16	6	6	1	0	3	0	35	2	0	.176
Finnegan, Kyle	1	1	9.82	2	2	0	0	0	0	7.1	12	8	8	1	0	6	0	5	0	0	.375
Hall, Kris	4	2	4.92	30	2	0	0	1	2	53.0	52	33	29	6	4	35	1	56	1	0	.260
Healy, Tucker	0	1	0.94	18	0	0	0	2	3	28.2	30	7	3	2	0	5	0	43	2	0	.190
House, Austin	3	4	3.97	36	9	1	0	9	12	99.2	93	48	44	9	2	43	1	72	13	0	.249
Jimenez, Deyvi	2	6	6.02	12	9	0	0	0	0	58.1	80	41	39	6	2	18	0	40	3	0	.325
Lamb, Chris	2	5	4.53	32	0	0	0	2	4	49.2	56	30	25	4	3	22	0	39	7	0	.289
Mota, David	1	0	1.86	6	0	0	0	0	0	9.2	7	2	2	1	0	7	0	10	1	0	.206
Powers, Brent	3	2	6.00	8	2	0	0	0	1	18.0	19	16	12	1	1	11	2	16	1	0	.284
Pudenz, Stuart	3	1	2.40	25	0	0	0	3	4	41.1	35	14	11	0	4	15	1	35	0	0	.240
Roberts, Sam	0	0	4.50	2	0	0	0	0	0	2.0	3	1	1	0	0	1	0	1	0	0	.375
Sanburn, Nolan	1	3	1.38	14	1	0	0	0	1	26.0	17	4	4	1	0	9	0	20	1	0	.191
Streich, Seth	10	6	3.82	21	21	1	0	0	0	110.2	114	56	47	2	10	41	0	82	6	0	.268
Tyson, Drew	1	1	8.10	3	0	0	0	0	0	6.2	9	6	6	0	1	2	0	6	2	0	.310
Vail, Tyler	5	5	4.15	39	0	0	0	7	11	56.1	61	29	26	2	5	20	0	38	9	1	.276
Voiro, Vincent	5	5	3.67	30	12	0	0	3	3	100.2	110	53	41	3	2	44	0	69	4	1	.283
Ynoa, Michael	2	1	2.14	15	15	0	0	0	0	54.2	45	19	13	3	7	18	0	48	5	1	.221
<b>Team Total</b>	<b>77</b>	<b>62</b>	<b>3.88</b>	<b>139</b>	<b>139</b>	<b>3</b>	<b>7</b>	<b>43</b>	<b>58</b>	<b>1206.1</b>	<b>1261</b>	<b>612</b>	<b>520</b>	<b>73</b>	<b>65</b>	<b>452</b>	<b>5</b>	<b>943</b>	<b>85</b>	<b>5</b>	<b>.270</b>

**ORGANIZATIONAL PLAYER AND PITCHER OF THE YEAR**

1995	Steve Cox, Derek Manning	2005	Andre Ethier, Dallas Braden
1996	D.T. Cromer, Willie Adams	2006	Jeff Baisley, Jason Windsor
1997	Ben Grieve, Brad Rigby	2007	Daric Barton, Trevor Cahill
1998	Eric Chavez, Jay Witasick	2008	Chris Carter, Trevor Cahill
1999	Adam Piatt, Tim Hudson	2009	Chris Carter, Pedro Figueroa
2000	Jose Ortiz, Barry Zito	2010	Grant Green, Ian Krol
2001	Esteban German, Mario Ramos	2011	Michael Choice/Jermaine Mitchell, Graham Godfrey
2002	Graham Koonce, Rich Harden	2012	Miles Head, A.J. Griffin/Dan Straily
2003	Graham Koonce, Rich Harden	2013	Anthony Altiotti, Sonny Gray
2004	Dan Johnson, Jairo Garcia		

# VERMONT

BATTERS	AVG	G	AB	R	H	2B	3B	HR	RBI	SH	SF	HP	BB	IBB	SO	SB	CS	DP	SLG	OBP	E
Baez, Luis	.184	54	174	11	32	5	0	1	12	3	1	1	8	1	39	4	0	1	230	.223	15
Booker, Austin	.158	6	19	2	3	1	0	0	2	0	0	0	0	0	4	0	0	0	.211	.158	3
Boyd, A.J.	.285	71	260	39	74	13	2	8	32	1	1	3	35	1	66	8	6	3	.442	.375	1
Brugman, Jaycob	.261	49	165	13	43	9	4	1	23	0	1	3	7	0	48	7	0	4	.382	.301	2
Gorton, Ryan	.212	35	104	7	22	2	0	1	4	3	0	1	19	0	20	1	1	5	.260	.339	2
Healy, Ryon	.233	36	146	12	34	10	0	4	21	0	1	2	2	0	24	2	1	5	.384	.252	15
Huck, Ryan	.238	46	160	15	38	12	0	3	15	0	0	0	25	1	53	1	0	2	.369	.341	5
Lopes, Diomedes	.125	5	16	2	2	0	0	0	2	1	0	1	2	0	9	0	0	0	.125	.263	1
Macklin, Xavier	.155	19	58	4	9	4	0	1	3	0	0	1	3	0	26	0	0	2	.276	.210	0
Marincov, Mitchell	.215	62	214	20	46	8	2	3	20	1	3	3	25	1	56	5	4	6	.313	.302	3
Mateo, Reynoldo	.056	7	18	0	1	1	0	0	1	1	0	0	0	0	9	0	0	1	.111	.056	0
McKinney, Billy	.353	9	34	5	12	2	1	1	6	0	0	0	3	0	4	1	1	0	.559	.405	0
Mercedes, Melvin	.228	49	145	15	33	3	0	0	9	3	1	2	21	0	30	5	6	5	.248	.331	11
Miller, Josh	.176	40	131	17	23	5	0	0	6	1	0	2	9	0	23	4	2	6	.214	.239	4
Pinder, Chad	.200	42	140	14	28	4	0	3	8	0	3	6	12	0	41	1	0	5	.293	.286	9
Powell, Herschel	.283	59	212	30	60	7	3	0	14	6	0	1	26	2	34	14	6	2	.344	.364	1
Rojas, Kelvin	.226	10	31	3	7	1	0	1	6	0	1	0	2	0	9	1	1	0	.355	.265	2
Solano, Wilfredo	.161	31	112	9	18	6	0	0	7	1	1	1	10	0	15	1	2	4	.214	.234	6
Soto, Michael	.206	55	194	17	40	14	1	3	15	0	1	2	12	0	54	2	3	6	.335	.258	10
Wolfe, Chris	.219	25	73	9	16	3	0	0	5	3	0	0	12	0	19	3	1	4	.260	.329	4
<b>Team Total</b>	<b>.225</b>	<b>76</b>	<b>2406</b>	<b>244</b>	<b>541</b>	<b>110</b>	<b>13</b>	<b>30</b>	<b>211</b>	<b>24</b>	<b>14</b>	<b>29</b>	<b>233</b>	<b>6</b>	<b>583</b>	<b>60</b>	<b>34</b>	<b>61</b>	<b>.319</b>	<b>.299</b>	<b>102</b>

PITCHERS	W	L	ERA	G	GS	CG	SHO	SV	SVO	IP	H	R	ER	HR	HB	BB	IBB	SO	WP	BK	AVG
Adkins, Hunter	0	3	2.81	5	4	0	0	0	0	25.2	23	10	8	3	2	6	0	16	0	2	.230
Bahramzadeh, Kayvon	1	1	1.80	11	0	0	0	1	1	20.0	12	4	4	0	0	4	0	14	0	0	.179
Bayless, Trevor	1	0	1.10	14	0	0	0	7	7	16.1	14	2	2	1	0	5	0	21	4	0	.219
Bragg, Sam	0	2	1.83	13	0	0	0	5	6	19.2	16	6	4	1	0	9	2	20	4	0	.222
Covey, Dylan	0	0	0.00	4	4	0	0	0	0	12.0	9	1	0	0	0	1	0	15	0	0	.205
Cruzado, Fernando	1	3	4.99	21	0	0	0	1	1	30.2	35	21	17	2	6	17	0	24	3	2	.289
Duran, Omar	0	0	0.00	4	0	0	0	3	3	5.1	1	0	0	0	0	2	0	8	2	0	.063
Finnegan, Kyle	3	3	2.70	11	11	0	0	0	0	50.0	43	18	15	0	1	12	0	35	2	0	.231
Gorton, Ryan	0	1	9.00	1	0	0	0	0	0	1.0	4	1	1	0	0	0	0	1	0	0	.800
Grundy, Jerad	2	2	7.14	12	3	0	0	0	0	29.0	37	29	23	1	3	13	0	14	2	0	.306
Hansen, Derek	2	2	2.60	11	0	0	0	0	1	17.1	9	10	5	1	2	11	0	15	5	0	.153
Herrera, Ronald	1	0	5.87	2	1	0	0	0	0	7.2	10	6	5	0	2	2	0	8	0	0	.303
Jimenez, Deyvi	2	1	2.41	4	3	0	0	0	0	18.2	10	5	5	2	0	8	0	17	0	1	.152
Johnson, Tyler	1	1	1.71	20	1	0	0	3	3	42.0	32	11	8	2	1	17	1	24	5	0	.212
Massey, Taylor	0	1	13.50	4	0	0	0	0	0	3.1	3	7	5	0	2	6	1	2	1	0	.231
Mendez, Junior	0	0	0.93	9	0	0	0	0	0	19.1	13	4	2	0	0	9	1	19	1	0	.181
Michaud, Joseph	0	1	3.86	2	0	0	0	0	1	4.2	4	4	2	0	1	1	0	6	0	0	.190
Mota, David	0	0	0.00	2	0	0	0	0	0	3.0	3	0	0	0	0	2	0	2	0	0	.273
Paulino, Gregory	2	3	2.79	7	5	0	0	0	0	29.0	28	11	9	2	2	8	0	22	0	0	.257
Perez, Christian	1	1	5.29	5	2	0	0	0	0	17.0	22	12	10	3	2	4	0	7	0	0	.314
Powers, Brent	6	3	2.43	14	14	1	1	0	0	77.2	69	23	21	3	0	18	0	69	1	2	.234
Sosa, Lee	1	4	4.09	14	5	0	0	0	0	44.0	33	24	20	3	2	33	0	30	2	0	.213
Stalcup, Matt	2	4	2.83	11	4	0	0	0	0	28.2	22	12	9	0	0	15	1	19	1	0	.222
Torres, Jose	3	2	2.64	9	5	0	0	0	0	30.2	28	15	9	2	1	12	0	21	4	0	.228
Trivino, Lou	3	4	3.12	14	10	0	0	0	0	60.2	53	31	21	2	8	20	0	47	2	0	.231
Vattuone, Dominique	1	1	4.61	9	0	0	0	0	0	13.2	12	8	7	2	2	8	0	17	2	0	.222
Wahl, Bobby	0	0	3.92	9	4	0	0	2	2	20.2	20	10	9	3	0	6	0	27	3	0	.241
Wolfe, Chris	0	0	0.00	1	0	0	0	0	0	1.2	0	0	0	0	0	1	0	0	0	0	.000
<b>Team Total</b>	<b>33</b>	<b>43</b>	<b>3.06</b>	<b>76</b>	<b>76</b>	<b>1</b>	<b>7</b>	<b>22</b>	<b>25</b>	<b>649.1</b>	<b>565</b>	<b>285</b>	<b>221</b>	<b>33</b>	<b>37</b>	<b>250</b>	<b>6</b>	<b>520</b>	<b>44</b>	<b>7</b>	<b>.231</b>

Minor League Statistics, continued

ARIZONA

BATTERS	AVG	G	AB	R	H	2B	3B	HR	RBI	SH	SF	HP	BB	IBB	SO	SB	CS	DP	SLG	OBP	E
Akau, Iolana	.133	11	30	2	4	1	0	0	1	0	1	0	2	0	10	0	0	2	.167	.182	1
Bennie, Joe	.246	20	65	10	16	3	1	1	7	0	0	0	14	0	22	1	1	2	.369	.380	3
De La Cruz, Vicmal	.213	33	122	10	26	2	0	2	11	0	0	2	7	0	28	0	0	1	.279	.267	2
Diaz, Edwin	.239	27	92	7	22	6	1	1	6	0	1	0	5	1	25	1	1	2	.359	.276	5
Duinker, Shawn	.246	35	138	22	34	7	3	0	20	0	0	0	8	0	32	4	3	2	.341	.288	5
Healy, Ryon	.214	11	28	4	6	0	1	2	8	0	2	0	3	1	4	0	0	1	.500	.273	0
Higley, Justin	.275	42	153	31	42	7	4	6	29	0	3	2	21	0	57	4	3	4	.490	.363	1
Huck, Ryan	.475	10	40	9	19	7	1	2	11	0	0	2	3	0	6	0	0	1	.850	.533	0
Kim, Seongmin	.148	10	27	6	4	0	0	0	1	0	0	0	3	0	7	0	0	1	.148	.233	2
Kitamura, Piikea-Jiro	.233	34	116	9	27	5	0	0	12	0	1	0	11	0	22	0	0	5	.276	.297	5
Kubala, A.J.	.147	26	68	12	10	2	0	4	11	1	0	3	8	0	41	0	0	2	.353	.266	8
Lopez, Diomedes	.200	10	25	3	5	2	0	1	2	0	0	2	6	1	10	0	0	1	.400	.394	1
Marte, Jefry	.167	5	12	0	2	0	0	0	0	0	0	0	3	0	5	0	0	0	.167	.333	0
Masik, Scott	.250	22	64	12	16	2	1	0	4	1	0	2	16	0	16	2	0	0	.313	.415	0
McKinney, Billy	.320	46	181	31	58	7	2	2	20	0	4	4	17	0	29	7	0	4	.414	.383	2
McQuown, Ben	.277	33	101	22	28	7	1	0	7	1	1	3	22	0	30	10	2	1	.366	.417	2
Munoz, Yairo	.194	25	67	8	13	3	0	1	5	0	1	2	7	0	11	1	0	0	.284	.286	4
Paz, Andy	.228	33	92	7	21	4	0	2	11	0	0	0	10	0	18	0	1	3	.337	.304	0
Raga, Argenis	.189	24	74	11	14	2	0	1	3	2	0	1	5	0	22	0	0	2	.257	.250	8
Santana, Gabriel	.267	45	161	19	43	7	1	1	12	1	3	6	4	0	19	0	1	2	.342	.305	7
Shipman, Aaron	.421	6	19	7	8	1	1	0	3	0	0	1	4	0	0	2	0	0	.579	.542	0
Solano, Wilfredo	.154	7	26	2	4	1	0	0	4	0	0	0	5	0	9	0	0	1	.192	.290	3
Wheeler, Kyle	.269	17	52	8	14	5	0	1	12	0	1	2	3	0	16	0	0	0	.423	.328	2
Whitaker, Josh	.000	1	3	0	0	0	0	0	0	0	0	0	0	0	2	0	0	0	.000	.000	0
Zarraga, Jonesy	.275	34	109	15	30	3	3	3	18	0	1	4	7	0	31	4	0	3	.440	.339	1
<b>Team Total</b>	<b>.249</b>	<b>55</b>	<b>1873</b>	<b>267</b>	<b>466</b>	<b>84</b>	<b>20</b>	<b>30</b>	<b>218</b>	<b>6</b>	<b>19</b>	<b>36</b>	<b>195</b>	<b>3</b>	<b>475</b>	<b>36</b>	<b>12</b>	<b>41</b>	<b>.363</b>	<b>.328</b>	<b>76</b>

PITCHERS	W	L	ERA	G	GS	CG	SHO	SV	SVO	IP	H	R	ER	HR	HB	BB	IBB	SO	WP	BK	AVG
Acevedo, Rony	2	1	4.91	16	0	0	0	1	1	22.0	22	14	12	1	2	4	0	23	2	1	.259
Adkins, Hunter	0	1	3.94	8	3	0	0	0	0	16.0	14	10	7	0	1	6	0	17	2	0	.230
Barham, Trey	0	0	3.72	7	7	0	0	0	0	9.2	9	4	4	0	0	3	0	14	1	0	.243
Bragg, Sam	1	0	0.00	4	0	0	0	1	1	7.1	2	0	0	0	2	1	14	5	0	.080	
Burke, A.J.	1	3	7.84	15	0	0	0	2	20.2	29	19	18	1	1	6	0	18	4	0	.326	
Doolittle, Ryan	1	0	0.79	4	3	0	0	0	0	11.1	6	1	1	0	0	1	0	6	0	0	.158
Driver, Dustin	0	2	7.15	7	4	0	0	0	0	11.1	18	12	9	0	0	11	0	4	5	0	.367
Herrera, Ronald	6	4	3.82	14	9	0	0	0	0	70.2	76	36	30	3	3	11	0	58	3	2	.272
Kohler, Chris	1	2	2.78	13	4	0	0	1	1	22.2	19	10	7	0	1	9	0	32	3	1	.224
Massad, Jonathan	1	4	3.90	17	2	0	0	0	3	30.0	34	15	13	3	4	5	0	24	2	0	.281
McMullen, Blake	0	2	5.11	15	1	0	0	0	3	24.2	31	22	14	1	1	14	2	20	8	0	.313
Mendez, Junior	0	1	4.50	10	1	0	0	0	1	20.0	19	10	10	2	1	6	0	21	1	0	.244
Michaud, Joseph	1	0	3.77	10	2	0	0	0	0	14.1	17	8	6	1	0	9	0	24	2	0	.288
Navas, Carlos	1	2	4.83	12	7	0	0	0	0	50.1	55	31	27	4	5	12	0	23	4	2	.281
Nolasco, Alex	2	3	5.66	14	5	0	0	0	0	41.1	38	28	26	3	5	33	2	22	4	0	.253
Peralta, Jensi	2	1	5.50	15	0	0	0	0	0	18.0	15	14	11	0	2	13	0	19	2	1	.227
Perez, Cristhian	3	3	3.92	10	5	0	0	0	1	43.2	43	24	19	5	0	5	0	36	3	2	.251
Pitcher, Travis	1	0	1.69	14	0	0	0	3	5	21.1	19	10	4	1	3	13	0	27	2	0	.238
Sanburn, Nolan	0	0	2.25	2	1	0	0	0	0	4.0	3	1	1	0	1	1	0	6	1	0	.200
Vattuone, Dominique	1	1	3.31	9	0	0	0	2	4	16.1	13	7	6	1	1	4	0	21	2	0	.220
Wahl, Bobby	0	0	9.00	1	1	0	0	0	0	1.0	0	1	1	0	0	2	0	1	0	0	.000
<b>Team Total</b>	<b>25</b>	<b>30</b>	<b>4.28</b>	<b>55</b>	<b>55</b>	<b>0</b>	<b>0</b>	<b>8</b>	<b>22</b>	<b>479.1</b>	<b>487</b>	<b>283</b>	<b>228</b>	<b>27</b>	<b>33</b>	<b>177</b>	<b>5</b>	<b>431</b>	<b>63</b>	<b>9</b>	<b>.263</b>



# DOMINICAN

BATTERS	AVG	G	AB	R	H	2B	3B	HR	RBI	SH	SF	HP	BB	IBB	SO	SB	CS	DP	SLG	OBP	E
Barrera, Luis	.190	39	126	15	24	5	4	4	20	0	2	3	18	0	22	3	3	2	389	.691	2
Chavez, Jose	.223	30	112	7	25	4	0	0	9	2	0	1	2	0	4	2	2	6	259	.502	3
Godard, Javier	.156	40	122	15	19	4	1	1	10	2	0	5	10	0	16	4	3	1	230	.478	3
Guzman, Miguel	.167	23	60	4	10	2	0	0	4	1	0	3	5	0	16	0	1	0	200	.465	2
Hernandez, Luis	.211	27	76	5	16	2	0	0	3	2	0	0	12	0	9	2	1	1	237	.555	5
Marinez, Eric	.246	51	171	18	42	12	3	0	17	1	4	1	12	0	53	1	4	3	351	.643	26
Martez, Mitchell	.157	55	178	14	28	6	1	2	14	3	1	2	11	0	61	3	6	6	236	.449	8
Martinez, Robert	.235	36	119	12	28	8	2	1	16	1	0	2	15	0	32	3	3	2	361	.692	2
Mercedes, Miguel	.169	68	213	29	36	9	2	0	10	0	1	6	29	0	72	5	5	5	230	.515	21
Mullen, Robert	.267	30	90	12	24	6	0	1	12	1	0	4	6	0	15	1	2	1	367	.707	4
Penalo, Rodolfo	.311	51	151	38	47	6	4	0	9	4	0	4	25	0	21	29	10	0	404	.826	1
Pimentel, Sandber	.255	32	102	15	26	5	3	2	14	0	1	1	15	1	22	1	5	2	422	.775	3
Rivas, Jesus	.333	2	6	1	2	0	0	0	2	0	1	0	0	0	0	0	0	0	333	.619	1
Rivas, Raymond	.275	51	182	16	50	5	0	0	15	2	0	2	8	1	27	4	5	2	302	.615	2
Rodriguez, Jean Carlo	.302	64	222	33	67	12	1	1	20	5	1	7	19	0	20	12	5	7	378	.752	17
Rodriguez, Jhonny	.247	67	251	20	62	15	7	0	32	2	1	2	11	0	46	2	8	4	363	.646	2
Silva, Andys	.194	36	103	10	20	3	1	0	1	5	0	1	17	0	27	2	5	1	243	.557	6
<b>Team Total</b>	<b>.230</b>	<b>72</b>	<b>2284</b>	<b>264</b>	<b>526</b>	<b>104</b>	<b>29</b>	<b>12</b>	<b>208</b>	<b>31</b>	<b>12</b>	<b>44</b>	<b>215</b>	<b>2</b>	<b>463</b>	<b>74</b>	<b>68</b>	<b>43</b>	<b>.317</b>	<b>.624</b>	<b>123</b>

PITCHERS	W	L	ERA	G	GS	CG	SHO	SV	SVO	IP	H	R	ER	HR	HB	BB	IBB	SO	WP	BK	AVG
Andueza, Ivan	2	7	3.09	14	14	0	0	0	0	67.0	68	28	23	1	3	22	0	49	7	1	.269
Benzant, Leonel	3	1	2.94	17	0	0	0	1	1	33.2	33	16	11	1	2	16	0	22	7	0	.266
Blanco, Argenis	1	3	4.99	18	1	0	0	0	0	30.2	29	22	17	1	6	17	0	27	3	0	.254
Castillo, Jose	2	3	2.78	17	1	0	0	0	1	32.1	15	14	10	1	2	22	1	42	7	0	.139
Duno, Angel	3	4	3.19	15	12	0	0	0	0	73.1	76	36	26	2	11	15	0	52	9	0	.272
Ferrera, Kevin	1	1	0.99	17	0	0	0	5	6	27.1	12	4	3	0	1	12	0	36	3	0	.130
Hoyos, Reynaldo	0	2	4.97	16	0	0	0	0	0	25.1	27	17	14	1	1	11	0	27	4	0	.267
Magallanes, Wilfredo	1	1	4.24	15	0	0	0	0	1	23.1	18	13	11	1	2	17	0	14	6	0	.209
Mata, Anderson	2	3	3.65	15	0	0	0	0	0	24.2	25	16	10	0	2	14	1	22	6	1	.263
Mendoza, Juan	6	2	1.88	15	14	0	0	0	0	71.2	69	25	15	2	4	21	0	42	3	1	.257
Ortiz, Phillip	0	2	1.69	9	0	0	0	1	2	10.2	7	4	2	0	1	9	0	7	2	0	.200
Penalo, Rodolfo	1	0	0.00	1	0	0	0	0	0	0.2	0	0	0	0	0	0	0	1	0	0	.000
Ramos, Julio	0	0	0.00	2	2	0	0	0	0	2.0	1	0	0	0	0	1	0	4	0	0	.143
Rivas, Jesus	0	2	3.95	13	0	0	0	7	9	13.2	11	9	6	0	2	1	0	7	1	0	.212
Trejo, Jose	0	0	6.35	16	0	0	0	3	3	22.2	28	19	16	2	2	11	1	16	3	0	.301
Vargas, Alejandro	2	1	2.03	18	0	0	0	0	0	26.2	12	11	6	2	1	19	0	22	11	0	.138
Veliz, Victor	5	3	1.39	14	14	0	0	0	0	71.0	53	17	11	1	4	18	0	46	1	0	.211
Zambrano, Jesus	2	6	4.40	14	14	1	0	0	0	61.1	62	34	30	4	4	12	0	48	9	1	.262
<b>Team Total</b>	<b>31</b>	<b>41</b>	<b>3.07</b>	<b>72</b>	<b>72</b>	<b>1</b>	<b>8</b>	<b>17</b>	<b>23</b>	<b>618.0</b>	<b>546</b>	<b>285</b>	<b>211</b>	<b>19</b>	<b>48</b>	<b>238</b>	<b>3</b>	<b>484</b>	<b>82</b>	<b>4</b>	<b>.239</b>

# ORGANIZATIONAL STANDINGS

Club	First Half			Second Half			Overall			
	W-L	Pos.	GB	W-L	Pos.	GB	W-L	Pos.	GB	Pct.
Sacramento (AAA)	—	—	—	—	—	—	79-65	2nd	-2.0	.549
Midland (AA)	33-37	4th	-9.0	29-41	4th	-12.0	62-78	4th	-21.0	.443
Stockton (A)	38-32	3rd	-5.0	31-39	4th	-12.0	69-71	4th	-14.0	.493
Beloit (A)	43-27	1st	—	34-35	3rd	-13.5	77-62	3rd	-11.5	.554
Vermont (Short-A)	—	—	—	—	—	—	33-43	4th	-11.0	.434
Arizona (Rookie)	12-16	5th	-11.0	13-14	5th	-5.0	25-30	5th	-16.0	.455
Dominican (Rookie)	—	—	—	—	—	—	31-41	6th	-16.0	.431

# ORGANIZATIONAL LEADERS

## ORGANIZATIONAL BATTING LEADERS

BATTING AVERAGE	CLUB(S)	Avg.	G	AB	R	H	HR	RBI
Green, Grant	SAC	.325	87	378	66	123	11	50
Aliotti, Anthony	SAC, MID	.324	133	494	66	160	14	71
Choice, Michael	SAC	.302	132	510	90	154	14	89
Barton, Daric	SAC	.297	110	391	77	116	7	69
Myers, D'Arby	MID	.285	118	485	75	138	5	51
Nakajima, Hiroyuki	SAC	.283	90	346	40	98	4	34
Bostick, Chris	BEL	.282	129	489	75	138	14	89
Taylor, Michael	SAC	.281	112	420	54	118	18	85
Robertson, Daniel	BEL	.277	101	401	59	111	9	46
Crocker, Bobby	STK	.276	113	449	73	124	11	53

(Minimum 313 AB)

HITS	CLUB(S)	H	HOME RUNS	CLUB(S)	HR	RBI	CLUB(S)	RBI
Aliotti, Anthony	SAC, MID	160	Muncy, Max	MID, STK	25	Muncy, Max	MID, STK	100
Choice, Michael	SAC	154	Olson, Matt	BEL	23	Olson, Matt	BEL	93
Muncy, Max	MID, STK	143	Goebbert, Jake	SAC, MID	22	Thompson, Tony	STK	92
Weeks, Jemile	SAC	141	Robinson, Dusty	STK	21	Bostick, Chris	BEL	89
Bostick, Chris	BEL	138	Vollmuth, B.A.	STK	21	Choice, Michael	SAC	89
Myers, D'Arby	MID	138	Wooten, John	BEL	20	Nunez, Renato	BEL	85
Lamas, Antonio	STK	132	Nunez, Renato	BEL	19	Taylor, Michael	SAC	85
Nunez, Renato	BEL	131	Taylor, Michael	SAC	18	Goebbert, Jake	SAC, MID	81
Coleman, Dusty	SAC, MID	129	Thompson, Tony	STK	18	Peterson, Shane	SAC	79
Wooten, John	BEL	127	Russell, Addison	SAC, STK	17	Lamas, Antonio	STK	72

RUNS SCORED	CLUB(S)	R	DOUBLES	CLUB(S)	2B	TRIPLES	CLUB(S)	3B
Weeks, Jemile	SAC	96	Coleman, Dusty	SAC, MID	35	Oberacker, Chad	MID	12
Choice, Michael	SAC	90	Richard, Myrio	STK	35	Coleman, Dusty	SAC, MID	10
Muncy, Max	MID, STK	89	Aliotti, Anthony	SAC, MID	33	Russell, Addison	SAC, STK	10
Russell, Addison	SAC, STK	86	Mathews, Ryan	BEL	32	Weeks, Jemile	SAC	10
Barton, Daric	SAC	77	Olson, Matt	BEL	32	Bostick, Chris	BEL	8
Crumbliiss, Conner	SAC, MID	77	Crocker, Bobby	STK	31	Crocker, Bobby	STK	8
Wooten, John	BEL	76	Barton, Daric	SAC	29	Rodriguez, Jhonny	DSL	7
Bostick, Chris	BEL	75	Choice, Michael	SAC	29	Goebbert, Jake	SAC, MID	5
Myers, D'Arby	MID	75	Myers, D'Arby	MID	29	Perez, Darwin	MID	5
Crocker, Bobby	STK	73	Russell, Addison	SAC, STK	29	Vertigan, Brett	BEL	5

WALKS	CLUB(S)	BB	STOLEN BASES	CLUB(S)	SB	EXTRA-BASE HITS	CLUB(S)	XBH
Muncy, Max	MID, STK	88	Penalo, Rodolfo	DSL	29	Russell, Addison	SAC, STK	56
Barton, Daric	SAC	87	Bostick, Chris	BEL	25	Olson, Matt	BEL	55
Aliotti, Anthony	SAC, MID	81	Crocker, Bobby	STK	22	Muncy, Max	MID, STK	53
Crumbliiss, Conner	SAC, MID	81	Russell, Addison	SAC, STK	21	Crocker, Bobby	STK	50
Weeks, Jemile	SAC	80	Vertigan, Brett	BEL	21	Goebbert, Jake	SAC, MID	50
Peterson, Shane	SAC	77	Myers, D'Arby	MID	20	Aliotti, Anthony	SAC, MID	48
Olson, Matt	BEL	72	Perez, Darwin	MID	19	Coleman, Dusty	SAC, MID	48
Choice, Michael	SAC	69	Shipman, Aaron	BEL, AZL	19	Mathews, Ryan	BEL	48
Goebbert, Jake	SAC, MID	62	Coleman, Dusty	SAC, MID	18	Vollmuth, B.A.	STK	48
Russell, Addison	SAC, STK	61	Robinson, Dusty	STK	18	Bostick, Chris	BEL	47

TOTAL BASES	CLUB(S)	TB	SLUGGING PCT.	CLUB(S)	SLG	ON-BASE PCT.	CLUB(S)	OBP
Muncy, Max	MID, STK	249	Green, Grant	SAC	.500	Barton, Daric	SAC	.423
Aliotti, Anthony	SAC, MID	237	Russell, Addison	SAC, STK	.495	Aliotti, Anthony	SAC, MID	.416
Choice, Michael	SAC	227	Aliotti, Anthony	SAC, MID	.480	Choice, Michael	SAC	.390
Bostick, Chris	BEL	221	Muncy, Max	MID, STK	.476	Crumbliiss, Conner	SAC, MID	.389
Goebbert, Jake	SAC, MID	221	Goebbert, Jake	SAC, MID	.474	Muncy, Max	MID, STK	.381
Russell, Addison	SAC, STK	219	Taylor, Michael	SAC	.474	Green, Grant	SAC	.379
Nunez, Renato	BEL	215	Crocker, Bobby	STK	.454	Weeks, Jemile	SAC	.376
Wooten, John	BEL	213	Bostick, Chris	BEL	.452	Russell, Addison	SAC, STK	.369
Olson, Matt	BEL	209	Mathews, Ryan	BEL	.446	Goebbert, Jake	SAC, MID	.365
Crocker, Bobby	STK	204	Whitaker, Josh	MID, STK, AZL	.446	two players tied		.360

## ORGANIZATIONAL PITCHING LEADERS

EARNED RUN AVERAGE	CLUB(S)	W-L	ERA	IP	H	BB	SO
Hernandez, Carlos	SAC, MID	8-10	2.66	152.0	142	41	106
Powers, Brent	VER	9-5	3.10	95.2	88	29	85
Alcantara, Raul	STK, BEL	12-6	3.11	156.1	157	24	124
Gray, Sonny	SAC	10-7	3.42	118.1	117	39	118
Smith, Murphy	MID	9-8	3.48	150.0	157	46	98
Voiro, Vincent	BEL	5-5	3.67	100.2	110	44	69
Streich, Seth	BEL	10-6	3.82	110.2	114	41	82
Murphy, Sean	MID, STK	10-9	3.94	155.1	156	54	140
House, Austin	BEL	3-4	3.97	99.2	93	43	72
Peters, Tanner	STK	12-8	4.07	165.2	167	27	159

(Minimum 93 IP)

WINS	CLUB(S)	W	SAVES	CLUB(S)	SV	COMPLETE GAMES	CLUB(S)	CG
Billings, Bruce	SAC	13	Gordon, Brian	SAC	23	Alcantara, Raul	STK, BEL	1
Alcantara, Raul	STK, BEL	12	Dull, Ryan	MID, STK, BEL	19	Bowman, Josh	MID, STK	1
Peters, Tanner	STK	12	Otero, Dan	SAC	15	Gray, Sonny	SAC	1
Werner, Andrew	SAC	12	House, Austin	BEL	9	House, Austin	BEL	1
Banwart, Travis	SAC	10	Bayless, Trevor	BEL, VER	7	Neal, Zach	MID	1
Gray, Sonny	SAC	10	Newby, Kyle	SAC, MID	7	Powers, Brent	BEL, VER	1
Murphy, Sean	MID, STK	10	Rivas, Jesus	DSL	7	Streich, Seth	BEL	1
Streich, Seth	BEL	10	Vail, Tyler	BEL	7	Werner, Andrew	SAC	1
five others tied		9	Bragg, Sam	BEL, VER, AZL	6	Zambrano, Jesus	DSL	1
			Joseph, Jonathan	STK	6			

INNINGS PITCHED	CLUB(S)	IP	STRIKEOUTS	CLUB(S)	SO
Neal, Zach	MID	165.2	Peters, Tanner	STK	159
Peters, Tanner	STK	165.2	Murphy, Sean	MID, STK	140
Werner, Andrew	SAC	165.0	Billings, Bruce	SAC	135
Alcantara, Raul	STK, BEL	156.1	Banwart, Travis	SAC	125
Granier, Drew	MID, STK	155.1	Alcantara, Raul	STK, BEL	124
Murphy, Sean	MID, STK	155.1	Gray, Sonny	SAC	118
Hernandez, Carlos	SAC, MID	152.0	Werner, Andrew	SAC	111
Smith, Murphy	MID	150.0	Hernandez, Carlos	SAC, MID	106
Billings, Bruce	SAC	148.1	Simmons, James	SAC, STK	99
Leon, Arnold	SAC, MID	144.0	Smith, Murphy	MID	98

## 2013 MINOR LEAGUE ALL-STARS

### Pacific Coast League, Postseason

Michael Choice  
Stephen Vogt

### Pacific Coast League, Midseason

Michael Choice  
Sonny Gray

### Texas League, Postseason

Anthony Aliotti  
Carlos Hernandez

### Texas League, Midseason

Anthony Aliotti  
Dusty Coleman  
Jake Goebbert  
D'Arby Myers  
Murphy Smith

### California League, Postseason

Addison Russell

### California League, Midseason

Drew Granier  
Max Muncy

### Midwest League, Postseason

None

### Midwest League, Midseason

Raul Alcantara  
Ryan Dull  
Bruce Maxwell  
Renato Nunez  
Matt Olson  
Michael Ynoa

### New York-Penn League, Midseason

Trevor Bayless  
B.J. Boyd  
Ryan Huck  
Boog Powell  
Brent Powers

### Arizona League, Postseason

None

# 2013 DRAFT PICKS

Rd	Name	Pos	School	Hometown	B/T	Ht	Wt
1	Billy McKinney, CF	HS	Plano West HS	Plano, TX	L/L	6-1	195
2	Dillon Overton, LHP	Jr	Oklahoma	Weatherford, OK	L/L	6-2	175
CB-B	Chad Pinder, SS	Jr	Virginia Tech	Poquoson, VA	R/R	6-2	195
3	Ryon Healy, 1B	Jr.	Oregon	West Hills, CA	R/R	6-5	210
SUP	Chris Kohler, LHP	HS	Los Osos HS	Alta Loma, CA	L/L	6-3	195
4	Dylan Covey, RHP	Jr.	San Diego	Pasadena, CA	R/R	6-2	200
5	Bobby Wahl, RHP	Jr.	Ole Miss	Springfield, VA	R/R	6-3	200
6	Kyle Finnegan, RHP	Jr.	Texas State	Kingwood, TX	R/R	6-2	180
7	Dustin Driver, RHP	HS	Wenatchee HS	Wenatchee, WA	R/R	6-2	220
8	Tyler Marincov, OF	Jr.	North Florida	Orlando, FL	R/R	6-2	210
9	Matt Stalcup, LHP	Sr.	Pittsburg State	Wellington, KS	L/L	6-2	200
10	Jerad Grundy, LHP	Sr.	Kentucky	Johnsburg, IL	L/L	6-1	200
11	Louis Trivino, RHP	Jr.	Slippery Rock	Green Lane, PA	R/R	6-5	235
12	Dakota Freese, RHP	JC	Des Moines Area CC	Cedar Rapids, IA	R/R	6-3	190
13	Justin Higley, OF	Jr.	Cal St. Sacramento	Sacramento, CA	L/R	6-4	200
14	James Lomangino, RHP	Jr.	St. John's	Ronkonkoma, NY	R/R	6-0	205
15	Edwin Diaz, SS	HS	Maestro Ladi HS	Vega Alta, PR	R/R	6-2	175
16	Junior Mendez, RHP	Jr.	So. New Hampshire	Patchogue, NY	R/R	6-1	210
17	Jaycob Brugman, OF	Jr.	Brigham Young	Provo, UT	L/L	6-0	195
18	Samuel Bragg, RHP	JC	Georgia Perimeter Col.	Marietta, GA	S/R	6-1	185
19	A.J. Vanegas, RHP	Jr.	Stanford	Alameda, CA	R/R	6-3	205
20	Iolana Akau, C	HS	St. Louis HS	Waipahu, HI	R/R	5-11	170
21	Scott Masik, CF	Sr.	Cal St. Los Angeles	Santa Cruz, CA	R/R	6-2	190
22	Trevor Bayless, RHP	Sr.	San Diego	Temecula, CA	R/R	6-3	215
23	Josh Miller, C	Sr.	South Carolina-Aiken	Irmo, SC	R/R	5-9	195
24	Kevin Johnson, RHP	Sr.	Illinois	Midlothian, IL	R/R	6-3	210
25	Jonathan Massad, RHP	Sr.	So. New Hampshire	Shrewsbury, MA	R/R	6-1	200
26	Kyle Wheeler, C	Sr.	Belhaven	Loranger, LA	R/R	5-11	195
27	Ryan Huck, 1B	Sr.	Western Kentucky	St. Louis, MO	R/R	6-5	245
28	Joseph Bennie, 2B	Sr.	East Stroudsburg	Charlottesville, VA	R/R	6-0	200
29	Blake McMullen, RHP	Sr.	Science & Arts of Okla.	Enid, OK	R/R	6-1	205
30	Benjamin McQuown, CF	Sr.	Campbell	Waianae, HI	R/R	5-10	175
31	A.J. Burke, RHP	Sr.	W. Oregon State	Hillsboro, OR	R/R	6-3	215
32	Dominique Vattuone, RHP	Sr.	UNC Greensboro	Germantown, MD	R/R	6-4	175
33	Joseph Michaud, RHP	Sr.	Bryant	Milford, CT	R/R	6-4	200
34	Austin Kubala, 3B	HS	Arlington County DS	Jacksonville, FL	R/R	6-0	205
35	Austin Puckett, RHP	HS	De La Salle HS	Danville, CA	R/R	6-3	175
36	Cooper Goldby, C	HS	Yuba City HS	Yuba City, CA	R/R	5-9	160
37	Francis Christy, C	HS	Casa Grande HS	Petaluma, CA	L/R	6-1	215
38	Hunter Mercado-Hood, OF	HS	De La Salle HS	Brentwood, CA	L/R	6-0	180
39	Hayden Howard, LHP	JC	Seward County CC	Carrollton, TX	R/L	6-4	185
40	Dominic Miroglio, C	HS	Bishop O'Dowd HS	Oakland, CA	R/R	6-0	185

**Bold indicated players signed**

## MINOR LEAGUE PLAYERS AND PITCHERS OF THE WEEK

Players	Team	League	Week	Pitchers	Team	League	Week
Anthony Aliotti	Midland	Texas	May 6-12	Bruce Billings	Sacramento	Pacific Coast	May 13-19
Scott Moore	Sacramento	Pacific Coast	May 20-26	Murphy Smith	Midland	Texas	May 27-June 2
Luke Montz	Sacramento	Pacific Coast	June 3-9	Seth Streich	Beloit	Midwest	June 17-23
Max Muncy	Stockton	California	June 3-9	Carlos Hernandez	Midland	Texas	July 8-14
Chris Bostick	Beloit	Midwest	June 10-16	Raul Alcantara	Stockton	California	July 8-14
Grant Green	Sacramento	Pacific Coast	June 24-30	Tanner Peters	Stockton	California	August 5-11
Boog Powell	Vermont	New York-Penn	July 8-14				
Stephen Vogt	Sacramento	Pacific Coast	July 15-21				
Nick Rickles	Beloit	Midwest	July 22-28				
Conner Crumbliss	Midland	Texas	August 12-18				
Tony Thompson	Stockton	California	August 12-18				
Matt Olson	Beloit	Midwest	August 19-25				

# ORGANIZATIONAL PLAYERS

## RONY ACEVEDO (LUGO)

RHP

**Born:** San Cristobal, Dominican Republic, September 18, 1988; **Home:** San Cristobal, Dominican Republic

**Bats:** Right; **Throws:** Right; **Height:** 6-2; **Weight:** 185

**Obtained:** Signed as a free agent to a minor league contract, March 26, 2008

Signed by Juan Carlos De La Cruz.

Year	Club	W	L	ERA	G	GS	CG	SHO	SV	IP	H	R	ER	HR	HB	BB	IBB	SO	WP	BK	
2008	DSL A's-2 (R)	1	2	4.67	14	8	0	0	1	44.1	40	25	23	2	6	27	1	49	11	2	
2009	DSL A's (R)	0	0	4.26	2	1	0	0	0	6.1	7	4	3	0	1	0	0	8	0	0	
	AZL A's (R)	1	1	7.67	19	1	0	0	0	31.2	47	31	27	3	4	14	0	22	7	0	
2010		(Injured – Did Not Play)																			
2011	DSL A's (R)	0	0	0.00	3	3	0	0	0	4.0	1	0	0	0	1	1	0	4	0	0	
2011	AZL A's (R)	3	2	7.43	15	1	0	0	1	23.0	29	23	19	2	2	11	1	20	5	0	
2012		(Injured – Did Not Play)																			
2013	AZL A's (R)	2	1	4.91	16	0	0	0	1	22.0	22	14	12	1	2	4	0	23	2	1	
<b>Minor League Totals</b>		<b>7</b>	<b>6</b>	<b>5.76</b>	<b>69</b>	<b>14</b>	<b>0</b>	<b>0</b>	<b>3</b>	<b>131.1</b>	<b>146</b>	<b>97</b>	<b>84</b>	<b>8</b>	<b>16</b>	<b>57</b>	<b>2</b>	<b>126</b>	<b>25</b>	<b>3</b>	

## HUNTER SCOTT ADKINS

RHP

**Born:** Chattanooga, Tennessee, September 20, 1990; **Home:** Signal Mountain, Tennessee

**Bats:** Right; **Throws:** Right; **Height:** 6-4; **Weight:** 205

**Obtained:** Signed as a non-drafted free agent, June 25, 2013

Graduated from Red Bank HS (TN)...attended Middle Tennessee State University...signed by Michael Holmes...originally drafted by Milwaukee in the 18<sup>th</sup> round of the June, 2012 First-Year Player Draft but did not sign.

Year	Club	W	L	ERA	G	GS	CG	SHO	SV	IP	H	R	ER	HR	HB	BB	IBB	SO	WP	BK
2013	AZL A's (R)	0	1	3.94	8	3	0	0	0	16.0	14	10	7	0	1	6	0	17	2	0
	Vermont (A)	0	3	2.81	5	4	0	0	0	25.2	23	10	8	3	2	6	0	16	0	2
<b>Minor League Totals</b>		<b>0</b>	<b>4</b>	<b>3.24</b>	<b>13</b>	<b>7</b>	<b>0</b>	<b>0</b>	<b>0</b>	<b>41.2</b>	<b>37</b>	<b>20</b>	<b>15</b>	<b>3</b>	<b>3</b>	<b>12</b>	<b>0</b>	<b>33</b>	<b>2</b>	<b>2</b>

## IOLANA K.P. AKAU

C

**Born:** Waipahu, Hawaii, August 31, 1995; **Home:** Waipahu, Hawaii

**Bats:** Right; **Throws:** Right; **Height:** 5-11; **Weight:** 175

**Obtained:** Selected in the 20<sup>th</sup> round of the 2013 First-Year Player Draft

Graduated from St. Louis School (HI)...signed by J.T. Stotts...had committed to play collegiately at the University of Hawaii before being drafted out of high school.

Year	Club	AVG.	G	AB	R	H	2B	3B	HR	RBI	SH	SF	HP	BB	SO	SB	CS	SLG	OBP	E
2013	AZL A's (R)	.133	11	30	2	4	1	0	0	1	0	1	0	2	10	0	0	.167	.182	1
<b>Minor League Totals</b>		<b>.133</b>	<b>11</b>	<b>30</b>	<b>2</b>	<b>4</b>	<b>1</b>	<b>0</b>	<b>0</b>	<b>1</b>	<b>0</b>	<b>1</b>	<b>0</b>	<b>2</b>	<b>10</b>	<b>0</b>	<b>0</b>	<b>.167</b>	<b>.182</b>	<b>1</b>

## DAYTON ALEXANDER

OF

**Born:** Wailuku, Hawaii, February 4, 1991 **Home:** Wailuku, Hawaii

**Bats:** Right; **Throws:** Right; **Height:** 6-2; **Weight:** 190

**Obtained:** Selected in the 6<sup>th</sup> round of the 2011 First-Year Player Draft

Graduated from Kamehameha Schools (HI)...attended Feather River College...signed by Jermaine Clark.

Year	Club	AVG.	G	AB	R	H	2B	3B	HR	RBI	SH	SF	HP	BB	SO	SB	CS	SLG	OBP	E
2011	AZL A's (R)	.243	44	144	13	35	7	1	0	12	0	2	3	14	30	5	2	.306	.319	2
2012	Vermont (A)	.145	25	69	10	10	3	0	0	4	4	1	0	8	22	3	1	.188	.231	0
	AZL A's (R)	.256	14	39	8	10	3	0	1	8	1	0	0	10	11	4	1	.410	.408	0
2013	Beloit (A)	.236	53	148	20	35	7	1	2	8	1	0	0	17	53	7	2	.338	.313	2
<b>Minor League Totals</b>		<b>.225</b>	<b>136</b>	<b>400</b>	<b>51</b>	<b>90</b>	<b>20</b>	<b>2</b>	<b>3</b>	<b>32</b>	<b>6</b>	<b>4</b>	<b>3</b>	<b>49</b>	<b>116</b>	<b>19</b>	<b>6</b>	<b>.308</b>	<b>.311</b>	<b>4</b>

## ANTHONY PETE ALIOTTI

IF

**Born:** Boise, Idaho, July 16, 1987 **Home:** Concord, California

**Bats:** Left; **Throws:** Left; **Height:** 6-1; **Weight:** 210

**Obtained:** Selected in the 15<sup>th</sup> round of the 2009 First-Year Player Draft

## Organizational Players, continued

Graduated from De La Salle HS (CA)...attended St. Mary's College...was an honorable mention selection on the All-WCC team in 2009...signed by Jermaine Clark...ranked 10<sup>th</sup> among all A's minor leaguers in batting average, second in on-base percentage, third in walks, seventh in RBI and tied for eighth in hits and doubles in 2010...in 2011, ranked third among A's minor leaguers in walks, fifth in on-base percentage and 10<sup>th</sup> in runs scored...in 2012, was second in RBI, tied for third in batting average, was fourth in walks and on-base percentage, fifth in hits, sixth in doubles and ninth in runs scored and total bases...was a Texas League Midseason All-Star...in 2013, earned spots on the Texas League midseason and postseason All-Star teams while leading all A's minor leaguers in hits (160).

Year	Club	AVG.	G	AB	R	H	2B	3B	HR	RBI	SH	SF	HP	BB	SO	SB	CS	SLG	OBP	E
2009	Vancouver (A)	.239	60	218	19	52	8	0	0	25	2	2	3	36	63	6	1	.275	.351	5
2010	Kane County (A)	.278	133	478	75	133	29	2	5	77	3	7	7	92	132	14	4	.379	.397	11
2011	Stockton (A)	.276	127	457	73	126	20	1	11	66	1	3	9	80	123	2	1	.396	.392	10
2012	Midland (AA)	.292	123	455	72	133	29	1	10	76	1	4	3	68	129	0	0	.426	.385	9
2013	Midland (AA)	.350	91	340	49	119	29	0	12	51	0	3	0	66	83	3	2	.541	.452	2
	Sacramento (AAA)	.266	42	154	17	41	4	1	2	20	1	1	0	15	44	0	0	.344	.329	2
<b>Minor League Totals</b>		<b>.287</b>	<b>576</b>	<b>2102</b>	<b>305</b>	<b>604</b>	<b>119</b>	<b>5</b>	<b>40</b>	<b>315</b>	<b>8</b>	<b>20</b>	<b>22</b>	<b>357</b>	<b>574</b>	<b>25</b>	<b>8</b>	<b>.406</b>	<b>.393</b>	<b>39</b>

### TIMOTHY IAN ATHERTON

RHP

Goes by "Tim"

**Born:** Kempsey, New South Wales, Australia, November 7, 1989; **Home:** Shell Harbour, New South Wales, Australia

**Bats:** Right; **Throws:** Right; **Height:** 6-2; **Weight:** 204

**Obtained:** Acquired in the Triple-A phase of the 2013 Rule 5 Draft

Began his career as an outfielder before transitioning to the mound.

Year	Club	W	L	ERA	G	GS	CG	SHO	SV	IP	H	R	ER	HR	HB	BB	IBB	SO	WP	BK
2011	GCL Twins (R)	0	0	2.25	4	1	0	0	0	8.0	1	2	2	0	0	2	0	12	0	0
	Elizabethton (R)	3	0	1.50	6	4	0	0	0	24.0	14	4	4	3	2	5	0	29	0	0
2012	Beloit (A)	1	2	3.10	26	0	0	0	0	49.1	30	19	17	3	2	36	1	59	5	2
2013	Cedar Rapids (A)	8	5	2.54	31	11	0	0	1	95.2	76	41	27	4	5	33	1	102	7	1
<b>Minor League Totals</b>		<b>12</b>	<b>7</b>	<b>2.54</b>	<b>67</b>	<b>16</b>	<b>0</b>	<b>0</b>	<b>1</b>	<b>177.0</b>	<b>121</b>	<b>66</b>	<b>50</b>	<b>10</b>	<b>9</b>	<b>76</b>	<b>2</b>	<b>202</b>	<b>12</b>	<b>3</b>

Year	Club	AVG.	G	AB	R	H	2B	3B	HR	RBI	SH	SF	HP	BB	SO	SB	CS	SLG	OBP	E
2008	AZL Padres (R)	.212	21	52	4	11	1	0	0	6	0	0	0	5	21	0	1	.231	.241	2
	GCL Twins (R)	.375	5	16	4	6	2	0	0	4	0	0	2	3	3	0	0	.500	.524	0
<b>Minor League Totals</b>		<b>.250</b>	<b>26</b>	<b>68</b>	<b>8</b>	<b>17</b>	<b>3</b>	<b>0</b>	<b>0</b>	<b>10</b>	<b>0</b>	<b>0</b>	<b>2</b>	<b>8</b>	<b>24</b>	<b>0</b>	<b>1</b>	<b>.294</b>	<b>.320</b>	<b>2</b>

### ANDRES AVILA (NAVARRO)

RHP

**Born:** Guaymas, Sonora, Mexico, June 20, 1990; **Home:** Guaymas, Sonora, Mexico

**Bats:** Right; **Throws:** Right; **Height:** 6-0; **Weight:** 184

**Obtained:** Signed as a free agent to a minor league contract, April 5, 2010

Signed by Craig Weissman...in 2012, was named New York-Penn League Pitcher of the Week for the period ending September 4.

Year	Club	W	L	ERA	G	GS	CG	SHO	SV	IP	H	R	ER	HR	HB	BB	IBB	SO	WP	BK
2010	AZL A's (R)	0	2	5.65	12	0	0	0	2	14.1	13	12	9	1	2	6	0	16	4	0
	Quintana Roo (Mex.)	1	1	4.43	16	0	0	0	0	20.1	21	11	10	2	2	5	1	8	1	0
2011	AZL A's (R)	3	5	5.20	15	13	0	0	0	62.1	83	46	36	6	5	16	0	71	5	0
2012	Vermont (A)	3	4	3.82	15	12	0	0	0	66.0	68	36	28	7	8	16	0	60	4	0
2013	Stockton (A)	0	3	9.30	5	5	0	0	0	20.1	26	22	21	3	3	7	0	19	4	1
	Beloit (A)	7	4	5.01	23	11	0	0	2	88.0	106	61	49	9	3	44	0	55	4	1
<b>Minor League Totals</b>		<b>13</b>	<b>18</b>	<b>5.13</b>	<b>70</b>	<b>41</b>	<b>0</b>	<b>0</b>	<b>4</b>	<b>251.0</b>	<b>296</b>	<b>177</b>	<b>143</b>	<b>26</b>	<b>21</b>	<b>89</b>	<b>1</b>	<b>221</b>	<b>21</b>	<b>2</b>
<b>Mexican League Totals</b>		<b>1</b>	<b>1</b>	<b>4.43</b>	<b>16</b>	<b>0</b>	<b>0</b>	<b>0</b>	<b>0</b>	<b>20.1</b>	<b>21</b>	<b>11</b>	<b>10</b>	<b>2</b>	<b>2</b>	<b>5</b>	<b>1</b>	<b>8</b>	<b>1</b>	<b>0</b>

### LUIS ENRIQUE BAEZ (PIMENTEL)

IF

**Born:** Bani, Dominican Republic, May 24, 1991; **Home:** Bani, Dominican Republic

**Bats:** Right; **Throws:** Right; **Height:** 6-2; **Weight:** 198

**Obtained:** Signed as a free agent to a minor league contract, April 16, 2008

Signed by Angel Eusebio and Raymond Abreu.

Year	Club	AVG.	G	AB	R	H	2B	3B	HR	RBI	SH	SF	HP	BB	SO	SB	CS	SLG	OBP	E
2008	DSL A's-2 (R)	.196	40	112	13	22	3	0	0	7	4	0	0	7	27	4	2	.223	.244	15
2009	DSL A's-1 (R)	.214	29	84	8	18	4	1	1	7	2	0	0	2	26	2	1	.321	.233	8
2010	DSL A's-1 (R)	.282	52	170	24	48	15	1	4	23	3	1	4	8	30	10	5	.453	.328	6
2011	AZL A's (R)	.230	40	152	19	35	7	3	2	14	0	1	1	7	36	2	2	.355	.267	4
2012	AZL A's (R)	.289	28	97	21	28	11	2	2	7	0	0	1	2	20	2	0	.505	.310	4
2013	Vermont (A)	.184	54	174	11	32	5	0	1	12	3	1	1	8	39	4	0	.230	.223	15
<b>Minor League Totals</b>		<b>.232</b>	<b>243</b>	<b>789</b>	<b>96</b>	<b>183</b>	<b>45</b>	<b>7</b>	<b>10</b>	<b>70</b>	<b>12</b>	<b>3</b>	<b>7</b>	<b>34</b>	<b>178</b>	<b>24</b>	<b>10</b>	<b>.345</b>	<b>.269</b>	<b>52</b>

### KAYVON BAHRAMZADEH

RHP

**Born:** Tucson, Arizona, January 22, 1990; **Home:** Tucson, Arizona

**Bats:** Right; **Throws:** Right; **Height:** 6-2; **Weight:** 200

**Obtained:** Selected in the 24<sup>th</sup> round of the 2012 First-Year Player Draft

Graduated from Catalina Foothills HS (AZ)...graduated from Kansas State University...signed by Yancy Ayers...originally drafted by Milwaukee in the 47<sup>th</sup> round of the June, 2008 First-Year Player Draft but did not sign.

Year	Club	W	L	ERA	G	GS	CG	SHO	SV	IP	H	R	ER	HR	HB	BB	IBB	SO	WP	BK
2012	AZL A's (R)	1	2	7.30	13	10	0	0	0	37.0	48	31	30	7	2	7	0	48	2	0
2013	Vermont (A)	1	1	1.80	11	0	0	0	1	20.0	12	4	4	0	0	4	0	14	0	0
<b>Minor League Totals</b>		<b>2</b>	<b>3</b>	<b>5.37</b>	<b>24</b>	<b>10</b>	<b>0</b>	<b>0</b>	<b>1</b>	<b>57.0</b>	<b>60</b>	<b>35</b>	<b>34</b>	<b>7</b>	<b>2</b>	<b>11</b>	<b>0</b>	<b>62</b>	<b>2</b>	<b>0</b>

### JEREMY LEE BARFIELD

LHP

**Born:** Houston, Texas, July 12, 1988; **Home:** Scottsdale, Arizona

**Bats:** Right; **Throws:** Left; **Height:** 6-5; **Weight:** 235

**Obtained:** Selected in the 8<sup>th</sup> round of the 2008 First-Year Player Draft

Graduated from Klein HS (TX)...attended San Jacinto College...signed by Blake Davis...began professional career as a hitter...ranked among Northwest League leaders in RBI (T-5<sup>th</sup>) and doubles (T-10<sup>th</sup>) in 2008...named to 2009 Midwest League Mid-Season All-Star team...ranked among A's farmhands in 2010 in RBI (3<sup>rd</sup>), hits (T-5<sup>th</sup>), total bases (7<sup>th</sup>) and home runs (7<sup>th</sup>)...was eighth in RBI and 10<sup>th</sup> in hits among A's minor leaguers in 2011...in 2012, was sixth in total bases, seventh in hits, tied for seventh in doubles, eighth in RBI, tied for eighth in extra base hits and was ninth in batting average...was a Texas League Midseason All-Star...in 2013, began the season in Double-A Midland before earning his first career promotion to Triple-A Sacramento in May...after 35 games in Sacramento, began the transition to become a pitcher at the A's facility in Phoenix.

Year	Club	AVG.	G	AB	R	H	2B	3B	HR	RBI	SH	SF	HP	BB	SO	SB	CS	SLG	OBP	E
2008	Vancouver (A)	.271	69	251	28	68	17	0	3	41	2	1	1	26	42	5	3	.375	.341	5
2009	Kane County (A)	.262	116	404	48	106	23	2	8	52	0	4	4	48	98	1	5	.389	.343	9
2010	Stockton (A)	.272	135	508	72	138	21	1	17	92	1	11	6	52	93	1	1	.417	.340	11
2011	Midland (AA)	.257	131	547	56	127	24	3	11	72	3	3	4	42	90	1	1	.384	.318	7
2012	Midland (AA)	.272	128	482	67	131	28	1	13	64	0	7	4	35	82	1	0	.415	.322	9
2013	Midland (AA)	.242	26	99	19	24	3	0	8	18	0	1	0	14	17	1	1	.515	.848	1
	Sacramento (AAA)	.188	35	117	14	22	3	0	4	15	0	3	0	14	31	0	0	.316	.269	0
<b>Minor League Totals</b>		<b>.261</b>	<b>640</b>	<b>2356</b>	<b>304</b>	<b>616</b>	<b>119</b>	<b>7</b>	<b>64</b>	<b>354</b>	<b>6</b>	<b>30</b>	<b>19</b>	<b>231</b>	<b>453</b>	<b>10</b>	<b>11</b>	<b>.399</b>	<b>.329</b>	<b>42</b>

### DONALD EARL BARHAM

LHP

Goes by "Trey"

**Born:** Norfolk, Virginia, November 7, 1985; **Home:** Portsmouth, Virginia

**Bats:** Left; **Throws:** Left; **Height:** 6-0; **Weight:** 225

**Obtained:** Selected in the 25<sup>th</sup> round of the 2008 First-Year Player Draft

Graduated from Greenbrier Christian Academy (VA)...graduated from Virginia Military Institute...signed by Matt Ranson...underwent "Tommy John" surgery in July, 2012.

Year	Club	W	L	ERA	G	GS	CG	SHO	SV	IP	H	R	ER	HR	HB	BB	IBB	SO	WP	BK
2008	Vancouver (A)	4	4	3.46	20	7	0	0	0	52.0	51	23	20	1	5	17	0	36	7	0
2009	Kane County (A)	4	1	1.24	28	1	0	0	2	43.2	26	7	6	1	1	11	1	41	1	0
2010	Stockton (A)	3	2	2.77	59	0	0	0	1	68.1	67	30	21	5	3	19	2	56	2	0
2011	Midland (AA)	6	2	2.95	56	0	0	0	1	61.0	58	23	20	5	4	27	2	48	2	0
2012	Sacramento (AAA)	0	0	13.97	6	0	0	0	0	9.2	18	15	15	2	2	8	2	6	1	0
	Midland (AA)	1	0	3.00	13	0	0	0	0	15.0	18	7	5	1	0	4	0	14	1	0
2013	AZL A's (R)	0	0	3.72	7	0	0	0	0	9.2	9	4	4	0	0	3	0	14	1	0
	Stockton (A)	0	0	3.86	9	0	0	0	0	11.2	16	8	5	1	0	7	0	16	2	0
<b>Minor League Totals</b>		<b>18</b>	<b>9</b>	<b>3.19</b>	<b>198</b>	<b>15</b>	<b>0</b>	<b>0</b>	<b>4</b>	<b>271.0</b>	<b>263</b>	<b>117</b>	<b>96</b>	<b>16</b>	<b>15</b>	<b>96</b>	<b>7</b>	<b>231</b>	<b>17</b>	<b>0</b>

PLAYER DEVELOPMENT

## Organizational Players, continued

### TREVOR JOSEPH BAYLESS

RHP

**Born:** Long Beach, California, October 6, 1991; **Home:** Temecula, California

**Bats:** Right; **Throws:** Right; **Height:** 6-3; **Weight:** 210

**Obtained:** Selected in the 22<sup>nd</sup> round of the 2013 First-Year Player Draft

Graduated from Great Oak HS (CA)...attended Palomar College and the University of San Diego...signed by Eric Martins...finished tied for fifth among A's minor leaguers in saves (7) in 2013 and was named to the New York-Penn League Midseason All-Star Team.

Year	Club	W	L	ERA	G	GS	CG	SHO	SV	IP	H	R	ER	HR	HB	BB	IBB	SO	WP	BK
2013	Vermont (A)	1	0	1.10	14	0	0	0	7	16.1	14	2	2	2	0	5	0	21	4	0
	Beloit (A)	1	2	9.00	6	0	0	0	0	8.0	14	8	8	2	1	4	0	8	2	0
<b>Minor League Totals</b>		<b>2</b>	<b>2</b>	<b>3.70</b>	<b>20</b>	<b>10</b>	<b>0</b>	<b>0</b>	<b>7</b>	<b>24.1</b>	<b>28</b>	<b>10</b>	<b>10</b>	<b>4</b>	<b>1</b>	<b>9</b>	<b>0</b>	<b>29</b>	<b>6</b>	<b>0</b>

### JOSEPH ROBERT BENNIE

IF

**Born:** New York, New York, May 7, 1991; **Home:** Stroudsburg, Pennsylvania

**Bats:** Right; **Throws:** Right; **Height:** 6-0; **Weight:** 195

**Obtained:** Selected in the 28<sup>th</sup> round of the 2013 First-Year Player Draft

Graduated from Stroudsburg HS (PA)...attended East Stroudsburg University of Pennsylvania after transferring from LaSalle University...signed by Ron Vaughn...became the fourth player drafted in ESU history.

Year	Club	AVG.	G	AB	R	H	2B	3B	HR	RBI	SH	SF	HP	BB	SO	SB	CS	SLG	OBP	E
2013	AZL A's (R)	.246	20	65	10	16	3	1	1	7	0	0	0	14	22	1	1	.369	.380	3
<b>Minor League Totals</b>		<b>.246</b>	<b>20</b>	<b>65</b>	<b>10</b>	<b>16</b>	<b>3</b>	<b>1</b>	<b>1</b>	<b>7</b>	<b>0</b>	<b>0</b>	<b>0</b>	<b>14</b>	<b>22</b>	<b>1</b>	<b>1</b>	<b>.369</b>	<b>.280</b>	<b>3</b>

### SHANE NICHOLAS BORAS

IF

**Born:** Newport Coast, California, November 24, 1989; **Home:** Newport Coast, California

**Bats:** Switch; **Throws:** Right; **Height:** 5-10; **Weight:** 170

**Obtained:** Selected in the 39<sup>th</sup> round of the 2011 First-Year Player Draft

Graduated from JSerra Catholic HS (CA)...attended the University of Southern California...is the son of agent Scott Boras.

Year	Club	AVG.	G	AB	R	H	2B	3B	HR	RBI	SH	SF	HP	BB	SO	SB	CS	SLG	OBP	E
2011	AZL A's (R)	.224	18	49	3	11	2	0	0	6	0	0	0	3	7	1	0	.265	.269	2
2012																				
2013																				
<b>Minor League Totals</b>		<b>.224</b>	<b>18</b>	<b>49</b>	<b>3</b>	<b>11</b>	<b>2</b>	<b>0</b>	<b>0</b>	<b>6</b>	<b>0</b>	<b>0</b>	<b>0</b>	<b>3</b>	<b>7</b>	<b>1</b>	<b>0</b>	<b>.265</b>	<b>.269</b>	<b>2</b>

### JOSHUA C. BOWMAN

RHP

**Born:** St. Petersburg, Florida, September 9, 1988; **Home:** St. Petersburg, Florida

**Bats:** Right; **Throws:** Right; **Height:** 6-2; **Weight:** 215

**Obtained:** Selected in the 10<sup>th</sup> round of the 2010 First-Year Player Draft

Graduated from Northeast HS (FL)...attended the University of Tampa...named to the CoSIDA ESPN The Magazine Academic All-District first team as a sophomore...signed by Trevor Schaffer...ranked fourth among A's farmhands in innings in 2011, sixth in ERA and 10<sup>th</sup> in strikeouts...in 2012, ranked fifth in innings pitched and sixth in ERA and strikeouts...was named California League Pitcher of the Week for the period ending July 9...tied for ninth among A's minor leaguers with nine wins in 2013.

Year	Club	W	L	ERA	G	GS	CG	SHO	SV	IP	H	R	ER	HR	HB	BB	IBB	SO	WP	BK
2010	AZL A's (R)	0	0	0.00	1	0	0	0	0	1.0	0	0	0	0	0	0	0	2	0	0
	Vancouver (A)	0	2	3.74	14	0	0	0	0	21.2	29	16	9	2	2	5	1	23	2	0
2011	Burlington (A)	8	6	3.55	28	28	0	0	0	154.2	148	74	61	9	7	44	0	98	8	2
2012	Midland (AA)	0	1	5.40	1	1	0	0	0	5.0	7	3	3	0	0	2	0	3	1	0
	Stockton (A)	6	10	3.62	25	25	0	0	0	146.2	157	76	59	14	4	33	0	127	6	1
2013	Midland (AA)	2	1	4.54	8	8	0	0	0	39.2	41	26	20	5	4	21	0	18	5	0
	Stockton (A)	7	6	5.56	17	15	1	0	0	100.1	117	67	62	13	7	23	0	74	2	3
<b>Minor League Totals</b>		<b>23</b>	<b>26</b>	<b>4.11</b>	<b>94</b>	<b>77</b>	<b>1</b>	<b>0</b>	<b>0</b>	<b>469.0</b>	<b>499</b>	<b>262</b>	<b>214</b>	<b>43</b>	<b>24</b>	<b>128</b>	<b>1</b>	<b>345</b>	<b>24</b>	<b>6</b>



**BIJON MONTELL BOYD****OF**

Goes by "B.J."

**Born:** Mountain View, California, July 16, 1993; **Home:** Palo Alto, California**Bats:** Left; **Throws:** Right; **Height:** 5-11; **Weight:** 230**Obtained:** Selected in the 4<sup>th</sup> round of the 2012 First-Year Player Draft

Graduated from Palo Alto HS (CA)...hit .507 with 25 stolen bases in 28 games as a senior...signed by Jermaine Clark...in 2012, tied for eighth among A's minor leaguers in stolen bases...was named a New York-Penn League Midseason All-Star in 2013.

Year	Club	AVG.	G	AB	R	H	2B	3B	HR	RBI	SH	SF	HP	BB	SO	SB	CS	SLG	OBP	E
2012	AZL A's (R)	.301	39	143	37	43	8	4	1	20	0	0	1	23	36	16	4	.434	.401	1
2013	Vermont (A)	.285	71	260	39	74	13	2	8	32	1	1	3	35	66	8	6	.442	.375	1
<b>Minor League Totals</b>		<b>.290</b>	<b>110</b>	<b>303</b>	<b>76</b>	<b>117</b>	<b>21</b>	<b>6</b>	<b>9</b>	<b>52</b>	<b>1</b>	<b>1</b>	<b>4</b>	<b>58</b>	<b>102</b>	<b>24</b>	<b>10</b>	<b>.439</b>	<b>.384</b>	<b>2</b>

**SAMUEL ALEXANDER BRAGG****RHP**

Goes by "Sam"

**Born:** Marietta, Georgia, March 23, 1993; **Home:** Marietta, Georgia**Bats:** Switch; **Throws:** Right; **Height:** 6-1; **Weight:** 190**Obtained:** Selected in the 18<sup>th</sup> round of the 2013 First-Year Player Draft

Graduated from Wheeler HS (GA)...attended Georgia Perimeter College (Covington, GA)...signed by Jemel Spearman...tied for ninth among A's farmhands in 2013 with six saves.

Year	Club	W	L	ERA	G	GS	CG	SHO	SV	IP	H	R	ER	HR	HB	BB	IBB	SO	WP	BK
2013	AZL A's (R)	1	0	0.00	4	0	0	0	1	7.1	2	0	0	0	0	2	1	14	5	0
	Vermont (A)	0	2	1.83	13	0	0	0	5	19.2	16	6	4	1	0	9	2	20	4	0
	Beloit (A)	0	0	0.00	2	0	0	0	0	2.0	0	0	0	0	0	0	0	3	0	0
<b>Minor League Totals</b>		<b>1</b>	<b>2</b>	<b>1.24</b>	<b>19</b>	<b>0</b>	<b>0</b>	<b>0</b>	<b>6</b>	<b>29.0</b>	<b>18</b>	<b>6</b>	<b>4</b>	<b>1</b>	<b>0</b>	<b>11</b>	<b>3</b>	<b>37</b>	<b>9</b>	<b>0</b>

**JAYCOB HULL BRUGMAN****OF****Born:** Chandler, Arizona, January 18, 1992; **Home:** Phoenix, Arizona**Bats:** Left; **Throws:** Left; **Height:** 6-0; **Weight:** 195**Obtained:** Selected in the 17<sup>th</sup> round of the 2013 First-Year Player Draft

Graduated from Desert Vista HS (AZ)...attended Brigham Young University...signed by Trevor Ryan...originally drafted by New York (AL) in the 39<sup>th</sup> round of the June, 2010 First-Year Player Draft but did not sign.

Year	Club	AVG.	G	AB	R	H	2B	3B	HR	RBI	SH	SF	HP	BB	SO	SB	CS	SLG	OBP	E
2013	Vermont (A)	.261	49	165	13	43	9	4	1	23	0	1	3	7	48	7	0	.382	.301	2
<b>Minor League Totals</b>		<b>.261</b>	<b>49</b>	<b>165</b>	<b>13</b>	<b>43</b>	<b>9</b>	<b>4</b>	<b>1</b>	<b>23</b>	<b>0</b>	<b>1</b>	<b>3</b>	<b>7</b>	<b>48</b>	<b>7</b>	<b>0</b>	<b>.382</b>	<b>.301</b>	<b>2</b>

**ANTHONY JORDAN BURKE****RHP**

Goes by "A.J."

**Born:** Portland, Oregon, July 12, 1990; **Home:** Hillsboro, Oregon**Bats:** Right; **Throws:** Right; **Height:** 6-3; **Weight:** 220**Obtained:** Selected in the 31<sup>st</sup> round of the 2013 First-Year Player Draft

Graduated from Glencoe HS (OR)...attended Linn Benton CC and Western Oregon University (Monmouth, OR)...signed by Jim Coffman.

Year	Club	W	L	ERA	G	GS	CG	SHO	SV	IP	H	R	ER	HR	HB	BB	IBB	SO	WP	BK
2013	AZL A's (R)	1	3	7.84	15	0	0	0	0	20.2	29	19	18	1	1	6	0	18	4	0
<b>Minor League Totals</b>		<b>1</b>	<b>3</b>	<b>7.84</b>	<b>15</b>	<b>0</b>	<b>0</b>	<b>0</b>	<b>0</b>	<b>20.2</b>	<b>29</b>	<b>19</b>	<b>18</b>	<b>1</b>	<b>1</b>	<b>6</b>	<b>0</b>	<b>18</b>	<b>4</b>	<b>0</b>

**ALDEN JEFFREY ADAM CARRITHERS****IF****Born:** San Luis Obispo, California, November 14, 1984; **Home:** Portland, Oregon**Bats:** Left; **Throws:** Right; **Height:** 5-10; **Weight:** 170**Obtained:** Signed as a minor league free agent on December 18, 2013

Graduated from Oregon Episcopal HS (OR) but played high school baseball at Beaverton HS...attended UCLA after beginning his collegiate career at UC-Santa Barbara...originally drafted by Detroit in the 15<sup>th</sup> round of the 2008 first-year player draft...named the Gulf Coast League Tigers Player of the Year in 2008...tied for the team lead in batting average in 2012 with Double-A Mississippi...has had more walks than strikeouts in all six professional seasons.

## Organizational Players, continued

Year	Club	AVG.	G	AB	R	H	2B	3B	HR	RBI	SH	SF	HP	BB	SO	SB	CS	SLG	OBP	E
2008	GCL Tigers (R)	.316	39	114	21	36	5	1	2	17	1	3	6	28	19	16	1	.430	.464	0
2009	Oneonta (A)	.182	5	11	1	2	0	0	0	0	0	0	0	3	2	1	0	.182	.357	0
	West Michigan (A)	.307	45	150	29	46	3	3	0	19	4	3	0	24	22	9	5	.367	.395	1
2010	Lakeland (A)	.359	60	220	42	79	11	0	1	20	2	1	1	43	29	10	4	.423	.464	8
	Erie (AA)	.262	59	210	28	55	7	0	1	12	2	0	4	35	29	7	4	.310	.378	5
2011	Birmingham (AA)	.276	102	359	49	99	17	5	0	39	6	5	2	51	33	19	3	.351	.365	10
2012	Mississippi (AA)	.315	74	165	27	52	6	0	0	10	3	1	0	35	21	9	3	.352	.433	1
2013	Mississippi (AA)	.148	12	27	4	4	0	0	0	0	1	0	1	8	6	3	1	.148	.361	1
	Gwinnett (AAA)	.299	90	251	34	75	14	1	3	19	6	0	4	32	27	13	4	.398	.387	4
<b>Minor League Totals</b>		<b>.297</b>	<b>486</b>	<b>1507</b>	<b>235</b>	<b>448</b>	<b>63</b>	<b>10</b>	<b>7</b>	<b>136</b>	<b>25</b>	<b>13</b>	<b>18</b>	<b>259</b>	<b>188</b>	<b>87</b>	<b>25</b>	<b>.366</b>	<b>.403</b>	<b>30</b>

### JESUS ADRIAN CASTILLO (RIPALDA)

RHP

**Born:** Nogales, Sonora, Mexico, May 31, 1984; **Home:** Tucson, Arizona

**Bats:** Right; **Throws:** Right; **Height:** 6-1; **Weight:** 190

**Obtained:** Signed as a free agent from the Mexican League on August 12, 2013

Originally drafted in the 27<sup>th</sup> round of the 2003 draft by Los Angeles (NL)...in 2008, was named a Southern League Midseason All-Star and Player of the Week for June 9-15...spent all of 2011-12 and most of 2013 in the Mexican League, posting a 15-5 record with a 2.69 ERA.

Year	Club	W	L	ERA	G	GS	CG	SHO	SV	IP	H	R	ER	HR	HB	BB	IBB	SO	WP	BK
2004	DSL Dodgers (R)	4	1	1.90	11	10	0	0	0	42.2	29	10	9	2	2	9	0	34	2	0
2005	Columbus (A)	1	2	2.96	6	5	0	0	0	24.1	18	8	8	0	2	7	0	28	1	0
2006	Ogden (R)	2	5	2.88	14	14	0	0	0	72.0	65	29	23	3	8	25	0	55	4	0
2007	Inland Empire (A)	6	9	4.78	28	22	0	0	0	130.0	144	84	69	9	11	40	0	97	6	4
2008	Jacksonville (AA)	7	4	3.24	23	23	0	0	0	114.0	123	51	41	7	7	33	1	76	6	0
2009	Chattanooga (AA)	7	9	4.31	29	27	0	0	0	150.1	151	74	72	10	8	56	1	89	5	2
2010	Albuquerque (AAA)	1	5	10.27	6	4	0	0	0	23.2	34	27	27	4	0	15	1	13	2	0
	Chattanooga (AA)	4	10	3.83	19	19	0	0	0	103.1	126	58	44	9	8	35	1	66	2	2
2011	Reynosa (MEX)	5	1	3.45	42	0	0	0	1	47.0	52	23	18	2	3	19	6	45	3	0
2012	Reynosa (MEX)	6	3	2.43	18	16	0	0	0	92.2	80	30	25	3	3	20	0	62	3	0
2013	Reynosa (MEX)	4	1	2.45	46	0	0	0	23	51.1	48	16	14	1	4	10	2	42	1	0
	Midland (AA)	0	0	0.00	6	0	0	0	1	10.0	7	0	0	0	0	2	1	5	0	0
<b>Minor League Totals</b>		<b>32</b>	<b>45</b>	<b>3.93</b>	<b>142</b>	<b>124</b>	<b>0</b>	<b>0</b>	<b>1</b>	<b>670.1</b>	<b>697</b>	<b>341</b>	<b>293</b>	<b>44</b>	<b>46</b>	<b>222</b>	<b>5</b>	<b>463</b>	<b>28</b>	<b>8</b>
<b>Mexican League Totals</b>		<b>15</b>	<b>5</b>	<b>2.69</b>	<b>106</b>	<b>16</b>	<b>0</b>	<b>0</b>	<b>24</b>	<b>191.0</b>	<b>180</b>	<b>69</b>	<b>57</b>	<b>6</b>	<b>10</b>	<b>49</b>	<b>8</b>	<b>149</b>	<b>7</b>	<b>0</b>

### DUSTIN MICHAEL COLEMAN

IF

Goes by "Dusty"

**Born:** Sioux Falls, South Dakota, April 20, 1987; **Home:** Sioux Falls, South Dakota

**Bats:** Right; **Throws:** Right; **Height:** 6-2; **Weight:** 198

**Obtained:** Selected in the 28<sup>th</sup> round of the 2008 First-Year Player Draft

Graduated from O'Gorman HS (SD)...attended Wichita State University...signed by Yancy Ayres...named to the 2009 Midwest League Mid-Season All-Star team...ranked ninth in stolen bases, tied for third in triples and 10<sup>th</sup> in extra-base hits and runs scored among all A's minor leaguers in 2009...in 2011, was named California League Player of the Week for the period ending July 4...also ranked fifth in runs scored and doubles, sixth in extra-base hits, eighth in total bases and ninth in stolen bases among A's farmhands...played for the Phoenix Desert Dogs of the Arizona Fall League following the 2011 season...in 2013, was named to the Texas League Midseason All-Star Team...finished tied for first in doubles (35), tied for second in triples (10), and tied for ninth in stolen bases (18) among A's farmhands.

Year	Club	AVG.	G	AB	R	H	2B	3B	HR	RBI	SH	SF	HP	BB	SO	SB	CS	SLG	OBP	E
2008	AZL A's (R)	.222	7	27	4	6	0	0	1	5	0	0	1	2	10	1	1	.333	.300	2
	Vancouver (A)	.319	19	72	13	23	8	1	0	6	2	0	0	4	26	1	0	.458	.355	3
2009	Kane County (A)	.254	93	346	56	88	22	4	8	42	0	0	8	40	115	18	8	.410	.345	24
	Stockton (A)	.220	26	100	14	22	4	2	1	8	0	0	2	10	39	2	2	.330	.304	4
2010	(Injured - Did Not Play)																			
2011	Sacramento (AAA)	.333	10	36	5	12	3	0	0	4	0	0	0	1	14	0	2	.417	.351	0
	Stockton (A)	.240	120	462	71	111	27	4	15	66	3	5	6	46	171	21	4	.413	.314	30
2012	Midland (AA)	.201	128	427	51	86	16	4	15	59	4	4	10	41	182	9	8	.363	.284	18
2013	Midland (AA)	.260	130	484	65	126	34	10	3	61	5	2	6	57	155	17	10	.390	.344	21
	Sacramento (AAA)	.143	6	21	4	3	1	0	0	1	0	0	1	0	5	1	0	.190	.182	2
<b>Minor League Totals</b>		<b>.242</b>	<b>539</b>	<b>1975</b>	<b>283</b>	<b>477</b>	<b>115</b>	<b>25</b>	<b>43</b>	<b>252</b>	<b>14</b>	<b>11</b>	<b>34</b>	<b>201</b>	<b>717</b>	<b>70</b>	<b>35</b>	<b>.390</b>	<b>.321</b>	<b>104</b>

**Born:** San Cristobal, Dominican Republic, January 5, 1989; **Home:** San Cristobal, Dominican Republic  
**Bats:** Right; **Throws:** Right; **Height:** 6-3; **Weight:** 170  
**Obtained:** Signed as a free agent, January 8, 2014

Originally signed by Angels' scout Leo Perez as a non drafted free agent, January 22, 2007.

Year	Club	W	L	ERA	G	GS	CG	SHO	SV	IP	H	R	ER	HR	HB	BB	IBB	SO	WP	BK
2007	DSL Angels (R)	8	1	2.16	14	14	0	0	0	87.2	71	27	21	3	10	27	0	68	6	0
2008	AZL Angels (R)	5	1	2.65	10	8	0	0	0	57.2	56	23	17	1	5	10	0	67	2	0
	Orem (R)	2	0	6.20	5	4	0	0	0	20.1	32	16	14	3	2	5	0	17	0	0
2009	Cedar Rapids (A)	8	10	4.47	27	27	2	1	0	163.0	176	92	81	16	6	43	0	69	8	1
2010	Cedar Rapids (A)	1	1	2.45	11	1	0	0	1	22.0	16	9	6	1	0	2	0	11	1	0
	Rancho Cucamonga (A)	1	11	7.83	18	14	0	0	0	79.1	123	74	69	20	5	12	0	33	7	0
2011	Inland Empire (A)	0	0	9.82	5	0	0	0	0	7.1	11	10	8	2	2	4	0	5	1	0
	Cedar Rapids (A)	1	1	2.77	32	0	0	0	3	55.1	51	20	17	2	2	14	2	52	3	1
	Salt Lake (AAA)	0	0	0.00	1	0	0	0	0	2.2	2	0	0	0	0	2	0	3	0	0
2012	Inland Empire (A)	9	10	4.31	31	25	1	1	0	165.0	191	85	79	13	3	26	1	111	7	3
2013	Arkansas (AA)	5	12	5.63	26	24	1	0	1	132.2	176	93	83	16	10	23	0	77	5	1
<b>Minor League Totals</b>		<b>40</b>	<b>47</b>	<b>4.48</b>	<b>180</b>	<b>117</b>	<b>4</b>	<b>2</b>	<b>5</b>	<b>793.0</b>	<b>905</b>	<b>449</b>	<b>395</b>	<b>77</b>	<b>45</b>	<b>168</b>	<b>3</b>	<b>513</b>	<b>40</b>	<b>6</b>

**DYLAN CHARLES COVEY**

**Born:** Glendale, California, August 14, 1991; **Home:** Pasadena, California  
**Bats:** Right; **Throws:** Right; **Height:** 6-2; **Weight:** 210  
**Obtained:** Selected in the 4<sup>th</sup> round of the 2013 First-Year Player Draft

Graduated from Maranatha HS (CA)...attended the University of San Diego...signed by Eric Martins...originally drafted by Milwaukee in the 1<sup>st</sup> round (14<sup>th</sup> overall) of the June, 2010 First-Year Player Draft but did not sign.

Year	Club	W	L	ERA	G	GS	CG	SHO	SV	IP	H	R	ER	HR	HB	BB	IBB	SO	WP	BK
2013	Vermont (A)	0	0	0.00	4	4	0	0	0	12.0	9	1	0	0	0	1	0	15	0	0
	Beloit (A)	1	1	4.75	10	10	0	0	0	47.1	64	28	25	4	1	17	0	31	7	0
<b>Minor League Totals</b>		<b>1</b>	<b>1</b>	<b>3.79</b>	<b>14</b>	<b>14</b>	<b>0</b>	<b>0</b>	<b>0</b>	<b>59.1</b>	<b>73</b>	<b>29</b>	<b>25</b>	<b>4</b>	<b>1</b>	<b>18</b>	<b>0</b>	<b>46</b>	<b>7</b>	<b>0</b>

**ROBERT T. CROCKER**

Goes by "Bobby"  
**Born:** Soquel, California, May 1, 1990; **Home:** Aromas, California  
**Bats:** Right; **Throws:** Right; **Height:** 6-3; **Weight:** 225  
**Obtained:** Selected in the 4<sup>th</sup> round of the 2011 First-Year Player Draft

Graduated from Aptos HS (CA)...attended Cal Poly-San Luis Obispo...was named First Team All-Big West Conference in 2011... signed by JT Stotts...originally drafted by Oakland in the 38<sup>th</sup> round of the June, 2008 First-Year Player Draft but did not sign...in 2012, was sixth in the A's farm system in stolen bases and 10<sup>th</sup> in on-base percentage...was named Midwest League Player of the Week for the period ending June 18...finished tied for fourth among A's farmhands in extra-base hits and 10<sup>th</sup> in batting average in 2013.

Year	Club	AVG.	G	AB	R	H	2B	3B	HR	RBI	SH	SF	HP	BB	SO	SB	CS	SLG	OBP	E
2011	Vermont (A)	.322	32	118	19	38	5	0	3	15	1	1	1	8	22	6	1	.441	.367	1
	AZL A's (R)	.261	24	88	14	23	4	3	0	4	0	0	2	5	22	2	2	.375	.316	0
2012	Burlington (A)	.268	112	406	56	109	19	2	6	53	6	6	13	39	109	17	10	.369	.347	4
2013	Stockton (A)	.276	113	449	73	124	31	8	11	53	1	1	14	32	159	22	9	.454	.343	2
<b>Minor League Totals</b>		<b>.277</b>	<b>281</b>	<b>1061</b>	<b>162</b>	<b>294</b>	<b>59</b>	<b>13</b>	<b>20</b>	<b>125</b>	<b>8</b>	<b>8</b>	<b>30</b>	<b>84</b>	<b>312</b>	<b>47</b>	<b>22</b>	<b>.414</b>	<b>.345</b>	<b>7</b>

**CONNER RICHARD CRUMBLISS**

**Born:** Wellington, Kansas, April 19, 1987; **Home:** Emporia, Kansas  
**Bats:** Left; **Throws:** Right; **Height:** 5-8; **Weight:** 170  
**Obtained:** Selected in the 30<sup>th</sup> round of the 2009 First-Year Player Draft

Graduated from Arkansas City HS...attended Emporia State University...signed by Yancy Ayres...in 2010, led the Midwest League in walks and runs scored and finished second in on-base percentage...ranked among A's farmhands in hits (T-8<sup>th</sup>), walks (1<sup>st</sup>), stolen bases (T-4<sup>th</sup>), runs scored (4<sup>th</sup>), doubles (T-6<sup>th</sup>) and on-base percentage (1<sup>st</sup>)...in 2011, ranked first among A's minor leaguers in walks, third in on-base percentage, tied for sixth in stolen bases and eighth in runs scored...in 2012, ranked first in runs, walks and on-base percentage, fourth in steals, tied for sixth in triples and was 10<sup>th</sup> in hits...was a Texas League Midseason All-Star...in 2013, finished tied for third among A's farmhands in walks (81), fourth in on-base percentage (.389) and tied for fifth in runs scored (77)... was named Texas League Player of the Week for the week of Aug. 12-18.

PLAYER DEVELOPMENT

## Organizational Players, continued

Year	Club	AVG.	G	AB	R	H	2B	3B	HR	RBI	SH	SF	HP	BB	SO	SB	CS	SLG	OBP	E
2009	Vancouver (A)	.293	57	205	40	60	9	4	2	25	2	4	1	49	28	11	2	.405	.425	7
	Kane County (A)	.280	14	50	11	14	4	1	0	3	1	0	3	11	9	2	1	.400	.438	2
2010	Kane County (A)	.271	134	491	95	133	30	2	5	56	5	6	6	126	92	24	8	.371	.421	11
2011	Stockton (A)	.268	120	426	75	114	18	4	7	52	10	5	5	96	85	24	7	.378	.404	14
2012	Midland (AA)	.257	128	470	94	121	21	6	10	45	1	5	9	120	98	24	8	.391	.414	7
2013	Sacramento (AAA)	.136	20	59	11	8	2	1	3	11	1	1	2	12	19	1	0	.356	.297	1
	Midland (AA)	.280	92	347	66	97	19	2	10	34	5	3	6	69	57	12	4	.432	.405	7
<b>Minor League Totals</b>		<b>.267</b>	<b>565</b>	<b>2048</b>	<b>392</b>	<b>547</b>	<b>103</b>	<b>20</b>	<b>37</b>	<b>226</b>	<b>25</b>	<b>24</b>	<b>32</b>	<b>483</b>	<b>388</b>	<b>98</b>	<b>30</b>	<b>.391</b>	<b>.411</b>	<b>49</b>

### FERNAND JULIO CRUZADO (JIMENEZ)

RHP

**Born:** Higüey, Dominican Republic, Oct. 25, 1989; **Home:** Higüey, Dominican Republic

**Bats:** Right; **Throws:** Right; **Height:** 6-1; **Weight:** 215

**Obtained:** Signed as a free agent to a minor league contract, July 2, 2007

Signed by Angel Eusebio and Raymond Abreu.

Year	Club	W	L	ERA	G	GS	CG	SHO	SV	IP	H	R	ER	HR	HB	BB	IBB	SO	WP	BK
2008	DSL A's (R)	0	0	18.00	1	0	0	0	0	1.0	3	3	2	0	0	0	0	1	0	0
2009	DSL A's (R)	0	0	0.00	1	0	0	0	0	1.0	0	0	0	0	1	2	0	0	0	0
2010	DSL A's (R)	1	5	5.98	17	6	0	0	2	43.2	42	34	29	3	7	25	0	30	6	0
2011	DSL A's (R)	3	2	3.83	13	9	0	0	0	47.0	55	27	20	2	4	16	1	35	7	0
2012	AZL A's (R)	3	1	5.52	17	2	0	0	0	29.1	29	24	18	2	6	10	0	18	6	0
	DSL A's (R)	3	1	5.40	4	0	0	0	0	11.2	9	7	7	1	1	4	0	7	1	0
2013	Vermont (A)	1	3	4.99	21	0	0	0	1	30.2	35	21	17	2	6	17	0	24	3	2
<b>Minor League Totals</b>		<b>11</b>	<b>12</b>	<b>5.12</b>	<b>74</b>	<b>17</b>	<b>0</b>	<b>0</b>	<b>3</b>	<b>164.1</b>	<b>173</b>	<b>116</b>	<b>93</b>	<b>10</b>	<b>25</b>	<b>74</b>	<b>1</b>	<b>115</b>	<b>23</b>	<b>2</b>

Year	Club	AVG.	G	AB	R	H	2B	3B	HR	RBI	SH	SF	HP	BB	SO	SB	CS	SLG	OBP	E
2008	DSL A's (R)	.176	29	68	4	12	3	1	0	5	0	0	2	5	18	0	1	.250	.253	2
2009	DSL A's (R)	.212	11	33	5	7	0	0	1	5	0	0	2	2	8	1	1	.303	.297	2
<b>Minor League Totals</b>		<b>.188</b>	<b>40</b>	<b>101</b>	<b>9</b>	<b>19</b>	<b>3</b>	<b>1</b>	<b>1</b>	<b>10</b>	<b>0</b>	<b>0</b>	<b>4</b>	<b>7</b>	<b>26</b>	<b>1</b>	<b>2</b>	<b>.267</b>	<b>.268</b>	<b>4</b>

### VICMAL DE LA CRUZ (PENNA)

OF

**Born:** Santo Domingo, Dominican Republic, November 20, 1993; **Home:** Santo Domingo, Dominican Republic

**Bats:** Left; **Throws:** Left; **Height:** 5-11; **Weight:** 200

**Obtained:** Signed as a non-drafted free agent, November 10, 2010

Signed by Angel Eusebio and Amaury Reyes.

Year	Club	AVG.	G	AB	R	H	2B	3B	HR	RBI	SH	SF	HP	BB	SO	SB	CS	SLG	OBP	E
2011	DSL A's (R)	.318	58	192	29	61	13	5	1	28	0	1	5	37	27	10	5	.453	.438	4
2012	AZL A's (R)	.230	35	135	25	31	5	3	3	17	0	1	1	11	43	2	1	.291	.230	2
2013	AZL A's (R)	.213	33	122	10	26	2	0	2	11	0	0	2	7	28	0	0	.279	.267	2
<b>Minor League Totals</b>		<b>.263</b>	<b>126</b>	<b>459</b>	<b>64</b>	<b>118</b>	<b>20</b>	<b>8</b>	<b>6</b>	<b>56</b>	<b>0</b>	<b>2</b>	<b>8</b>	<b>55</b>	<b>98</b>	<b>12</b>	<b>6</b>	<b>.383</b>	<b>.352</b>	<b>8</b>

### RYAN PATRICK DELGADO

C

**Born:** Pasadena, California, January 11, 1988; **Home:** Upland, California

**Bats:** Right; **Throws:** Right; **Height:** 6-0; **Weight:** 210

**Obtained:** Signed as a free agent to a minor league contract on June 10, 2013.

Graduated from Damien HS (CA)...attended Azusa Pacific University...originally drafted by Atlanta in the 32<sup>nd</sup> round of the June, 2010 First-Year Player Draft...played the 2012 season with Fargo-Moorhead of the independent American Association.

Year	Club	AVG.	G	AB	R	H	2B	3B	HR	RBI	SH	SF	HP	BB	SO	SB	CS	SLG	OBP	E
2010	Danville (R)	.301	45	153	26	46	14	0	6	24	0	1	3	9	28	0	0	.510	.349	0
2011	Danville (R)	.182	7	22	0	4	0	0	0	2	0	0	0	1	2	0	0	.182	.217	2
	Rome (A)	.257	21	74	9	19	4	2	2	13	1	2	0	3	14	0	0	.446	.278	3
	Lynchburg (A)	.357	4	14	0	5	2	0	0	0	0	0	0	1	0	0	0	.500	.357	0
2012	Fargo-Moorhead (Ind.)	.312	93	365	66	114	27	0	20	86	0	3	5	26	27	1	2	.551	.363	1
2013	Stockton (A)	.231	25	91	15	21	3	1	4	12	0	0	2	7	21	0	0	.418	.300	3
	Beloit (A)	.215	43	144	18	31	6	0	2	14	0	2	3	17	35	3	0	.299	.307	3
<b>Minor League Totals</b>		<b>.253</b>	<b>145</b>	<b>498</b>	<b>68</b>	<b>126</b>	<b>29</b>	<b>3</b>	<b>14</b>	<b>65</b>	<b>1</b>	<b>5</b>	<b>8</b>	<b>37</b>	<b>101</b>	<b>3</b>	<b>0</b>	<b>.408</b>	<b>.312</b>	<b>11</b>

## DEREK THOMAS DEYOUNG

RHP

**Born:** Downers Grove, Illinois, December 17, 1991; **Home:** Plainfield, Illinois**Bats:** Right; **Throws:** Right; **Height:** 6-2; **Weight:** 165**Obtained:** Selected in the 18<sup>th</sup> round of the 2012 First-Year Player Draft

Attended Oakton CC (IL)...signed by Kevin Mello.

Year	Club	W	L	ERA	G	GS	CG	SHO	SV	IP	H	R	ER	HR	HB	BB	IBB	SO	WP	BK
2012	AZL A's (R)	0	0	13.50	1	0	0	0	0	0.2	1	1	1	0	0	2	0	1	1	0
2013	Beloit (A)	8	5	4.22	27	16	0	0	2	113.0	118	58	53	7	10	41	0	83	3	1
<b>Minor League Totals</b>		<b>8</b>	<b>5</b>	<b>4.28</b>	<b>28</b>	<b>16</b>	<b>0</b>	<b>0</b>	<b>2</b>	<b>113.2</b>	<b>119</b>	<b>59</b>	<b>54</b>	<b>7</b>	<b>10</b>	<b>43</b>	<b>0</b>	<b>84</b>	<b>4</b>	<b>1</b>

## EDWIN DIAZ (PANTOJA)

IF

**Born:** Bayamon, Puerto Rico, August 25, 1995; **Home:** Vega Alta, Puerto Rico**Bats:** Right; **Throws:** Right; **Height:** 6-3; **Weight:** 195**Obtained:** Selected in the 15<sup>th</sup> round of the 2013 First-Year Player Draft

Graduated from Maestro Ladi HS (PR)...signed by Ruben Escalera.

Year	Club	AVG.	G	AB	R	H	2B	3B	HR	RBI	SH	SF	HP	BB	SO	SB	CS	SLG	OBP	E
2013	AZL A's (R)	.239	27	92	7	22	6	1	1	6	0	1	0	5	25	1	1	.359	.276	5
<b>Minor League Totals</b>		<b>.239</b>	<b>27</b>	<b>92</b>	<b>7</b>	<b>22</b>	<b>6</b>	<b>1</b>	<b>1</b>	<b>6</b>	<b>0</b>	<b>1</b>	<b>0</b>	<b>5</b>	<b>25</b>	<b>1</b>	<b>1</b>	<b>.359</b>	<b>.276</b>	<b>5</b>

## RASHUN DEONTE DIXON

OF

**Born:** Jackson, Mississippi, August 27, 1990; **Home:** Madison, Mississippi**Bats:** Right; **Throws:** Right; **Height:** 6-2; **Weight:** 225**Obtained:** Selected in the 10<sup>th</sup> round of the 2008 First-Year Player Draft

Graduated from Terry HS (MS)...signed by Kelcey Mucker...ranked among Arizona League leaders in triples (T-1st), RBI (T-2nd) and home runs (3rd) in 2008...in 2011, was tied for third among A's farmhands in triples and ranked ninth in runs scored...was ninth in walks in 2012.

Year	Club	AVG.	G	AB	R	H	2B	3B	HR	RBI	SH	SF	HP	BB	SO	SB	CS	SLG	OBP	E
2008	AZL A's (R)	.263	45	179	32	47	3	10	8	42	0	3	1	18	68	5	2	.525	.328	2
2009	Vancouver (A)	.214	57	196	25	42	7	0	2	16	0	2	2	23	73	6	4	.281	.300	1
2010	Kane County (A)	.275	119	444	69	122	18	3	8	54	0	2	11	58	135	9	7	.383	.371	4
2011	Stockton (A)	.243	125	456	74	111	19	5	11	47	0	2	3	47	135	3	5	.379	.317	6
2012	Stockton (A)	.206	30	102	12	21	6	1	2	12	0	2	1	10	41	1	1	.343	.278	3
	Burlington (A)	.238	77	261	53	62	8	1	12	38	0	4	5	49	102	8	6	.414	.364	2
2013	Beloit (A)	.278	11	36	11	10	0	0	4	7	0	0	0	9	8	3	0	.611	.422	0
	Stockton (A)	.207	86	285	46	59	17	1	12	38	0	4	11	48	116	8	1	.400	.339	1
<b>Minor League Totals</b>		<b>.242</b>	<b>550</b>	<b>1959</b>	<b>322</b>	<b>474</b>	<b>78</b>	<b>21</b>	<b>59</b>	<b>254</b>	<b>0</b>	<b>19</b>	<b>34</b>	<b>262</b>	<b>678</b>	<b>43</b>	<b>26</b>	<b>.394</b>	<b>.339</b>	<b>19</b>

## RYAN SCOTT DOOLITTLE

RHP

**Born:** Plattsburg, New York, March 25, 1988; **Home:** Tabernacle, New Jersey**Bats:** Right; **Throws:** Right; **Height:** 6-2; **Weight:** 198**Obtained:** Selected in the 26<sup>th</sup> round of the 2008 First-Year Player Draft

Graduated from Seneca HS (NJ)...attended Cumberland County College...signed by Marc Sauer...was named California League Pitcher of the Week for the period ending April 18 in 2011...younger brother of A's reliever Sean Doolittle.

Year	Club	W	L	ERA	G	GS	CG	SHO	SV	IP	H	R	ER	HR	HB	BB	IBB	SO	WP	BK	
2008	AZL A's (R)	2	3	4.44	14	7	0	0	0	46.2	50	28	23	2	2	10	0	36	3	0	
2009	(Injured – Did Not Play)																				
2010	Vancouver (A)	2	0	0.00	6	0	0	0	0	16.0	7	3	0	0	0	1	0	18	0	0	
	Kane County (A)	0	0	4.07	18	0	0	0	2	24.1	34	11	11	3	2	1	1	19	1	0	
2011	Stockton (A)	3	0	2.21	5	2	0	0	1	20.1	17	5	5	1	1	3	0	24	0	0	
	AZL A's (R)	0	2	13.50	4	1	0	0	0	4.2	14	7	7	1	0	0	0	7	0	0	
2012	Stockton (A)	1	3	1.48	15	0	0	0	0	24.1	17	6	4	2	0	3	0	31	0	0	
	Burlington (A)	0	0	0.93	8	0	0	0	2	9.2	5	3	1	0	1	0	0	12	0	0	
2013	AZL A's (R)	1	0	0.79	4	3	0	0	0	11.1	6	1	1	0	0	1	0	6	0	0	
	Stockton (A)	0	2	4.76	2	2	0	0	0	5.2	5	3	3	1	1	1	0	4	0	0	
<b>Minor League Totals</b>		<b>9</b>	<b>10</b>	<b>3.04</b>	<b>76</b>	<b>15</b>	<b>0</b>	<b>0</b>	<b>5</b>	<b>163.0</b>	<b>155</b>	<b>67</b>	<b>55</b>	<b>10</b>	<b>7</b>	<b>20</b>	<b>1</b>	<b>157</b>	<b>4</b>	<b>0</b>	

PLAYER DEVELOPMENT

## Organizational Players, continued

### DUSTIN CHARLES DRIVER

RHP

**Born:** Federal Way, Washington, October 11, 1994; **Home:** Wenatchee, Washington

**Bats:** Right; **Throws:** Right; **Height:** 6-2; **Weight:** 215

**Obtained:** Selected in the 7<sup>th</sup> round of the 2013 First-Year Player Draft

Graduated from Wenatchee HS (WA)...signed by Jim Coffman.

Year	Club	W	L	ERA	G	GS	CG	SHO	SV	IP	H	R	ER	HR	HB	BB	IBB	SO	WP	BK
2013	AZL A's (R)	0	2	7.15	7	4	0	0	0	11.1	18	12	9	0	0	11	0	4	5	0
<b>Minor League Totals</b>		<b>0</b>	<b>2</b>	<b>7.15</b>	<b>7</b>	<b>4</b>	<b>0</b>	<b>0</b>	<b>0</b>	<b>11.1</b>	<b>18</b>	<b>12</b>	<b>9</b>	<b>0</b>	<b>0</b>	<b>11</b>	<b>0</b>	<b>4</b>	<b>5</b>	<b>0</b>

### SHAWN OSBORNE DUINKERK

OF

**Born:** Noord, Aruba, August 18, 1994; **Home:** San Nicholaas, Aruba

**Bats:** Left; **Throws:** Right; **Height:** 6-5; **Weight:** 205

**Obtained:** Signed as a non-drafted free agent, December 2, 2010

Signed by Dan Kantrovitz.

Year	Club	AVG.	G	AB	R	H	2B	3B	HR	RBI	SH	SF	HP	BB	SO	SB	CS	SLG	OBP	E
2011	DSL A's (R)	.129	9	31	3	4	1	0	0	1	0	0	0	5	8	1	2	.161	.250	1
2012	AZL A's (R)	.206	24	97	15	20	2	3	2	11	1	0	0	10	31	1	1	.351	.280	1
2013	AZL A's (R)	.246	35	138	22	34	7	3	0	20	0	0	0	8	32	4	3	.341	.288	5
<b>Minor League Totals</b>		<b>.218</b>	<b>68</b>	<b>266</b>	<b>40</b>	<b>58</b>	<b>10</b>	<b>6</b>	<b>2</b>	<b>32</b>	<b>1</b>	<b>0</b>	<b>0</b>	<b>23</b>	<b>71</b>	<b>6</b>	<b>6</b>	<b>.323</b>	<b>.280</b>	<b>7</b>

### RYAN CHRISTOPHER DULL

RHP

**Born:** Winston-Salem, North Carolina, October 2, 1989; **Home:** Winston-Salem, North Carolina

**Bats:** Right; **Throws:** Right; **Height:** 5-10; **Weight:** 175

**Obtained:** Selected in the 32<sup>nd</sup> round of the 2012 First-Year Player Draft

Graduated from UNC-Asheville...signed by Neil Avent...in 2013, finished second among all A's farmhands with 19 saves and was named a Midwest League Midseason All-Star...after the 2013 season, pitched for the Mesa Solar Sox of the Arizona Fall League, where he went 0-1 with two saves and posted a 4.91 ERA.

Year	Club	W	L	ERA	G	GS	CG	SHO	SV	IP	H	R	ER	HR	HB	BB	IBB	SO	WP	BK
2012	Vermont (A)	3	1	2.84	17	0	0	0	4	25.1	26	10	8	2	1	6	1	34	4	0
	AZL A's (R)	2	0	1.42	4	0	0	0	1	6.1	3	1	1	0	1	3	0	13	1	0
2013	Beloit (A)	1	1	2.10	20	0	0	0	12	25.2	16	6	6	1	0	3	0	35	2	0
	Stockton (A)	1	3	1.59	15	0	0	0	6	22.2	13	4	4	0	1	3	1	31	1	0
	Midland (AA)	0	1	4.63	10	0	0	0	1	11.2	15	9	6	2	0	3	0	12	2	0
<b>Minor League Totals</b>		<b>7</b>	<b>6</b>	<b>2.45</b>	<b>66</b>	<b>0</b>	<b>0</b>	<b>0</b>	<b>24</b>	<b>91.2</b>	<b>73</b>	<b>30</b>	<b>25</b>	<b>5</b>	<b>3</b>	<b>18</b>	<b>2</b>	<b>125</b>	<b>10</b>	<b>0</b>

### OMAR DURAN (CASTILLO)

LHP

**Born:** San Francisco De Macoris, Dominican Republic, February 26, 1990; **Home:** San Francisco De Macoris, Dominican Republic

**Bats:** Left; **Throws:** Left; **Height:** 6-3; **Weight:** 220

**Obtained:** Signed as a non-drafted free agent, November 28, 2007

Signed by Raymond Abreu...was named to the Arizona League Post-Season All-Star team in 2010...set new career highs with 37 games, 58.1 innings and 91 strikeouts in 2013.

Year	Club	W	L	ERA	G	GS	CG	SHO	SV	IP	H	R	ER	HR	HB	BB	IBB	SO	WP	BK
2008	DSL A's-2 (R)	1	4	5.71	11	9	0	0	0	34.2	29	24	22	0	5	34	1	37	9	1
2009	AZL A's (R)	1	1	5.40	12	1	0	0	0	15.0	14	17	9	0	3	11	0	21	5	3
	DSL A's (R)	0	0	1.00	3	1	0	0	0	9.0	2	2	1	0	0	3	0	14	6	1
2010	AZL A's (R)	3	1	2.01	14	2	0	0	0	40.1	33	20	9	0	4	17	0	54	10	1
2011	Stockton (A)	0	0	1.42	4	0	0	0	0	6.1	2	1	1	0	0	5	0	3	1	1
	Vermont (A)	0	1	4.00	7	0	0	0	0	9.0	8	6	4	0	2	7	0	11	0	0
	AZL A's (R)	1	0	1.50	8	0	0	0	1	18.0	11	6	3	0	1	5	0	16	3	1
2012	Burlington (A)	0	0	7.36	3	0	0	0	0	3.2	5	3	3	0	0	4	0	2	1	1
	Vermont (A)	0	1	0.44	14	0	0	0	0	20.1	4	4	1	0	1	20	0	42	1	0
	AZL A's (R)	0	0	0.00	3	0	0	0	3	3.2	0	0	0	0	0	0	0	5	0	0
2013	Vermont (A)	0	0	0.00	4	0	0	0	3	5.1	1	0	0	0	0	2	0	8	2	0
	Stockton (A)	3	1	4.58	33	0	0	0	0	53.0	38	30	27	4	1	41	0	83	4	3
<b>Minor League Totals</b>		<b>9</b>	<b>9</b>	<b>3.30</b>	<b>116</b>	<b>13</b>	<b>0</b>	<b>0</b>	<b>7</b>	<b>218.1</b>	<b>147</b>	<b>113</b>	<b>80</b>	<b>4</b>	<b>17</b>	<b>149</b>	<b>1</b>	<b>296</b>	<b>42</b>	<b>11</b>

### KYLE EDWARD FINNEGAN

RHP

**Born:** Detroit, Michigan, September 4, 1991; **Home:** Kingwood, Texas

**Bats:** Right; **Throws:** Right; **Height:** 6-2; **Weight:** 180

**Obtained:** Selected in the 6<sup>th</sup> round of the 2013 First-Year Player Draft

Graduated from Kingwood HS (TX)...attended Texas State University...signed by Armann Brown.

Year	Club	W	L	ERA	G	GS	CG	SHO	SV	IP	H	R	ER	HR	HB	BB	IBB	SO	WP	BK
2013	Vermont (A)	3	3	2.70	11	11	0	0	0	50.0	43	18	15	0	1	12	0	35	2	0
	Beloit (A)	1	1	9.82	2	2	0	0	0	7.1	12	8	8	1	0	6	0	5	0	0
<b>Minor League Totals</b>		<b>4</b>	<b>4</b>	<b>3.61</b>	<b>13</b>	<b>13</b>	<b>0</b>	<b>0</b>	<b>0</b>	<b>57.1</b>	<b>55</b>	<b>26</b>	<b>23</b>	<b>1</b>	<b>1</b>	<b>18</b>	<b>0</b>	<b>40</b>	<b>2</b>	<b>2</b>

### JAMES SETH FRANKOFF

RHP

Goes by "Seth"

**Born:** Raleigh, North Carolina, August 27, 1988; **Home:** Raleigh, North Carolina

**Bats:** Right; **Throws:** Right; **Height:** 6-5; **Weight:** 210

**Obtained:** Selected in the 27<sup>th</sup> round of the 2010 First-Year Player Draft

Graduated from Apex HS (NC)...attended the University of North Carolina at Wilmington...signed by Neil Avent...in 2011, was named New York-Penn League Pitcher of the Week for the periods ending August 29 and September 6 and led A's farmhands in complete games...in 2012, was named Midwest League Pitcher of the Week for the period that ended June 19...played for the Mesa Solar Sox of the Arizona Fall League after the 2013 season.

Year	Club	W	L	ERA	G	GS	CG	SHO	SV	IP	H	R	ER	HR	HB	BB	IBB	SO	WP	BK
2010	AZL A's (R)	2	3	2.28	8	4	0	0	0	27.2	14	8	7	0	1	14	0	35	6	1
	Vancouver (A)	3	2	3.30	7	7	0	0	0	30.0	31	13	11	0	1	13	0	31	0	1
2011	Burlington (A)	0	1	11.25	5	5	0	0	0	12.0	21	16	15	0	2	9	0	7	3	0
	Vermont (A)	6	3	2.34	14	14	2	1	0	73.0	54	25	19	1	6	27	0	63	8	0
2012	Burlington (A)	5	7	4.83	36	9	0	0	1	104.1	107	61	56	11	8	40	2	84	8	0
2013	Stockton (A)	2	0	2.78	48	0	0	0	4	74.1	57	32	23	6	5	23	1	93	11	0
<b>Minor League Totals</b>		<b>18</b>	<b>16</b>	<b>3.67</b>	<b>118</b>	<b>39</b>	<b>2</b>	<b>1</b>	<b>5</b>	<b>321.1</b>	<b>284</b>	<b>155</b>	<b>131</b>	<b>18</b>	<b>23</b>	<b>126</b>	<b>3</b>	<b>313</b>	<b>36</b>	<b>2</b>

### DAKOTA JAMES FREESE

RHP

**Born:** Cedar Rapids, Iowa, May 9, 1992; **Home:** Cedar Rapids, Iowa

**Bats:** Right; **Throws:** Right; **Height:** 6-4; **Weight:** 190

**Obtained:** Selected in the 12<sup>th</sup> round of the 2013 First-Year Player Draft

Graduated from Washington HS (IA)...attended Des Moines Area Community College...signed by Kevin Mello...originally drafted by Chicago (AL) in the 34<sup>th</sup> round of the June, 2011 First-Year Player Draft but did not sign.

Year	Club	W	L	ERA	G	GS	CG	SHO	SV	IP	H	R	ER	HR	HB	BB	IBB	SO	WP	BK
2013										(Did Not Play)										
<b>Minor League Totals</b>		<b>1</b>	<b>2</b>	<b>7.30</b>	<b>13</b>	<b>10</b>	<b>0</b>	<b>0</b>	<b>0</b>	<b>37.0</b>	<b>48</b>	<b>31</b>	<b>30</b>	<b>7</b>	<b>2</b>	<b>7</b>	<b>0</b>	<b>48</b>	<b>2</b>	<b>0</b>

### FRANK THOMAS GAILEY

LHP

**Born:** Philadelphia, Pennsylvania, November 18, 1985; **Home:** Plymouth Meeting, Pennsylvania

**Bats:** Left; **Throws:** Left; **Height:** 5-11; **Weight:** 200

**Obtained:** Signed as a free agent to a minor league contract, December 22, 2012; re-signed to a minor league contract on October 12, 2013

## Organizational Players, continued

Attended Archbishop HS (PA)...attended West Chester University...originally selected by Toronto in the 23<sup>rd</sup> round of the June, 2007 First-Year Player Draft...pitched the entire 2013 campaign at Double-A Midland, finishing third on the team in ERA (min. 20 IP).

Year	Club	W	L	ERA	G	GS	CG	SHO	SV	IP	H	R	ER	HR	HB	BB	IBB	SO	WP	BK
2007	GCL Blue Jays (R)	4	2	2.45	18	0	0	0	1	33.0	30	9	9	2	1	6	0	28	2	0
2008	Lansing (A)	5	0	1.26	20	0	0	0	1	35.2	19	5	5	2	4	8	0	40	2	0
	Auburn (A)	0	1	1.93	3	0	0	0	0	4.2	3	1	1	0	0	1	1	4	0	0
2009	Lansing (A)	3	2	1.93	44	0	0	0	1	65.1	48	17	14	2	5	23	1	60	3	1
2010	Dunedin (A)	6	4	2.55	45	1	0	0	0	91.2	87	28	26	2	3	10	0	99	7	0
2011	New Hampshire (AA)	1	4	5.70	19	0	0	0	0	30.0	32	20	19	4	1	11	3	23	3	0
	Dunedin (A)	4	2	1.84	26	0	0	2	44.0	26	9	9	1	1	10	1	38	2	0	
2012	Lehigh Valley (AAA)	0	0	9.00	1	0	0	0	0	1.0	3	1	1	0	0	0	0	0	0	0
	Reading (AA)	2	3	4.40	26	0	0	0	1	28.2	35	15	14	2	2	12	1	26	0	0
	Clearwater (A)	0	0	13.50	4	0	0	0	0	3.1	7	6	5	0	0	2	0	5	0	0
	Dunedin (A)	3	0	1.04	8	3	0	0	0	26.0	19	3	3	0	1	5	1	27	1	0
2013	Midland (AA)	2	3	2.61	39	0	0	0	3	62.0	58	20	18	3	3	11	2	54	2	0
<b>Minor League Totals</b>		<b>30</b>	<b>21</b>	<b>2.62</b>	<b>253</b>	<b>4</b>	<b>0</b>	<b>0</b>	<b>9</b>	<b>425.1</b>	<b>367</b>	<b>134</b>	<b>124</b>	<b>18</b>	<b>21</b>	<b>99</b>	<b>10</b>	<b>405</b>	<b>22</b>	<b>1</b>

### JACOB DWAYNE GOEBBERT

OF

**Born:** Hoffman Estates, Illinois, September 24, 1987; **Home:** Hampshire, Illinois

**Bats:** Left; **Throws:** Left; **Height:** 6-0; **Weight:** 200

**Obtained:** Acquired from Houston for Travis Blackley, April 4, 2013

Graduated from Hampshire HS (IL)...attended Northwestern University...originally drafted by Houston in the 13<sup>th</sup> round of the 2009 draft...in 2013, was named a Texas League midseason All-Star...finished third among A's farmhands in home runs (23), tied for fourth in extra-base hits (50) and total bases (221), and tied for fifth in slugging percentage (.474).

Year	Club	AVG.	G	AB	R	H	2B	3B	HR	RBI	SH	SF	HP	BB	SO	SB	CS	SLG	OBP	E
2009	Tri-City (A)	.238	59	189	21	45	12	3	0	18	1	1	5	22	39	2	3	.333	.332	7
2010	Lexington (A)	.291	135	519	91	151	48	1	10	98	2	7	11	52	78	14	4	.445	.363	4
2011	Lancaster (A)	.260	26	104	16	27	1	0	5	18	1	2	0	10	16	3	0	.413	.319	1
	Corpus Christi (AA)	.305	75	272	32	83	18	4	5	34	2	2	6	22	47	2	4	.456	.368	4
	Oklahoma City (AAA)	.283	31	106	14	330	8	0	2	15	1	0	0	10	18	0	1	.415	.345	3
2012	Oklahoma City (AAA)	.133	16	30	2	4	1	0	0	1	0	0	0	5	7	0	0	.167	.257	0
	Corpus Christi (AA)	.304	114	368	71	112	23	6	9	53	2	3	5	55	57	5	3	.473	.399	4
2013	Midland (AA)	.268	105	396	57	106	20	5	18	75	1	7	8	47	83	6	3	.480	.352	6
	Sacramento (AAA)	.229	21	70	13	16	3	0	4	6	0	0	0	15	16	0	0	.443	.365	0
<b>Minor League Totals</b>		<b>.279</b>	<b>582</b>	<b>2054</b>	<b>317</b>	<b>574</b>	<b>134</b>	<b>19</b>	<b>53</b>	<b>318</b>	<b>10</b>	<b>22</b>	<b>35</b>	<b>238</b>	<b>361</b>	<b>32</b>	<b>18</b>	<b>.441</b>	<b>.361</b>	<b>29</b>

### RYAN JAMES GORTON

C

**Born:** Portland, Oregon, February 27, 1990; **Home:** Tigard, Oregon

**Bats:** Right; **Throws:** Right; **Height:** 6-2; **Weight:** 225

**Obtained:** Selected in the 31<sup>st</sup> round of the 2012 First-Year Player Draft

Graduated from Tigard HS (OR)...attended Oregon State University...signed by Jim Coffman.

Year	Club	AVG.	G	AB	R	H	2B	3B	HR	RBI	SH	SF	HP	BB	SO	SB	CS	SLG	OBP	E
2013	Vermont (A)	.212	35	104	7	22	2	0	1	4	3	0	1	19	20	1	1	.260	.339	2
<b>Minor League Totals</b>		<b>.212</b>	<b>35</b>	<b>104</b>	<b>7</b>	<b>22</b>	<b>2</b>	<b>0</b>	<b>1</b>	<b>4</b>	<b>3</b>	<b>0</b>	<b>1</b>	<b>19</b>	<b>20</b>	<b>1</b>	<b>1</b>	<b>.260</b>	<b>.339</b>	<b>2</b>

### DREW MICHAEL GRANIER

RHP

**Born:** Thibodaux, Louisiana, Nov. 24, 1988; **Home:** Thibodaux, Louisiana

**Bats:** Right; **Throws:** Right; **Height:** 6-0; **Weight:** 185

**Obtained:** Selected in the 32<sup>nd</sup> round of the 2011 First-Year Player Draft

Graduated from Thibodaux HS (LA)...graduated from the University of Louisiana at Monroe...signed by Kelcey Mucker...led A's minor leaguers in innings pitched in 2012, was second in strikeouts, tied for second in wins and was fourth in ERA...tied a career high with 28 games started in 2013.



Year	Club	W	L	ERA	G	GS	CG	SHO	SV	IP	H	R	ER	HR	HB	BB	IBB	SO	WP	BK
2011	Vermont (A)	1	1	1.91	7	7	0	0	0	28.1	21	11	6	0	3	22	0	34	6	0
	AZL A's (R)	5	1	1.57	6	3	0	0	0	23.0	12	4	4	1	3	7	0	35	3	0
2012	Burlington (A)	11	10	3.21	28	28	1	0	0	162.2	149	71	58	12	8	53	1	167	9	0
2013	Stockton (A)	6	3	3.25	14	14	0	0	0	83.0	71	32	30	5	6	40	0	97	7	0
	Midland (AA)	3	6	5.23	14	14	0	0	0	72.1	82	48	42	9	2	42	0	56	5	0
<b>Minor League Totals</b>		<b>26</b>	<b>21</b>	<b>3.41</b>	<b>69</b>	<b>66</b>	<b>1</b>	<b>0</b>	<b>0</b>	<b>369.1</b>	<b>335</b>	<b>166</b>	<b>140</b>	<b>27</b>	<b>22</b>	<b>164</b>	<b>1</b>	<b>389</b>	<b>30</b>	<b>0</b>

### JERAD SCOTT GRUNDY

LHP

**Born:** Hinsdale, Illinois, September 11, 1990; **Home:** Johnsbury, Illinois

**Bats:** Left; **Throws:** Left; **Height:** 6-1; **Weight:** 200

**Obtained:** Selected in the 10<sup>th</sup> round of the 2013 First-Year Player Draft

Graduated from Johnsbury HS (IL)...attended Heartland Community College (IL) and the University of Kentucky...signed by Rich Sparks...previously drafted by Texas (2009, 46<sup>th</sup> round), (2011, 42<sup>nd</sup> round) and Minnesota (2012, 27<sup>th</sup> round) but did not sign.

Year	Club	W	L	ERA	G	GS	CG	SHO	SV	IP	H	R	ER	HR	HB	BB	IBB	SO	WP	BK
2013	Vermont (A)	2	2	7.14	12	3	0	0	0	29.0	37	29	23	1	3	13	0	14	2	0
<b>Minor League Totals</b>		<b>2</b>	<b>2</b>	<b>7.14</b>	<b>12</b>	<b>3</b>	<b>0</b>	<b>0</b>	<b>0</b>	<b>29.0</b>	<b>37</b>	<b>29</b>	<b>23</b>	<b>1</b>	<b>3</b>	<b>13</b>	<b>0</b>	<b>14</b>	<b>2</b>	<b>0</b>

### KRISTOPHER WILLIAM HALL

RHP

Goes by "Kris"

**Born:** Honolulu, Hawaii, June 8, 1991; **Home:** Strongsville, Ohio

**Bats:** Right; **Throws:** Right; **Height:** 6-3; **Weight:** 220

**Obtained:** Selected in the 8<sup>th</sup> round of the 2012 First-Year Player Draft

Attended Lee University...was a NAIA All-American after going 12-0 with a 1.71 ERA in 16 starts for the Flames in 2012...signed by Matt Ranson...in 2012, was a New York-Penn League Midseason All-Star.

Year	Club	W	L	ERA	G	GS	CG	SHO	SV	IP	H	R	ER	HR	HB	BB	IBB	SO	WP	BK
2012	Vermont (A)	2	0	0.99	12	4	0	0	0	27.1	17	6	3	0	2	14	0	24	1	1
	AZL A's (R)	1	0	4.50	2	0	0	0	0	2.0	1	1	1	0	0	1	0	3	2	0
2013	Beloit (A)	4	2	4.92	30	2	0	0	1	53.0	52	33	29	6	4	35	1	56	1	0
<b>Minor League Totals</b>		<b>7</b>	<b>2</b>	<b>3.61</b>	<b>44</b>	<b>6</b>	<b>0</b>	<b>0</b>	<b>1</b>	<b>82.1</b>	<b>70</b>	<b>40</b>	<b>33</b>	<b>6</b>	<b>6</b>	<b>50</b>	<b>1</b>	<b>83</b>	<b>4</b>	<b>1</b>

### BLAKE WHITTINGTON HASSEBROCK

RHP

**Born:** Littleton, Colorado, July 15, 1989; **Home:** High Point, North Carolina

**Bats:** Right; **Throws:** Right; **Height:** 6-5; **Weight:** 225

**Obtained:** Selected in the 8<sup>th</sup> round of the 2010 First-Year Player Draft

Graduated from Southwest Guilford HS (NC)...attended the University of North Carolina at Greensboro...signed by Neil Avent...in 2011, was named a Midwest League Mid-Season All-Star and was ML Pitcher of the Week for the period ending July 18...also ranked second among A's farmhands in ERA, tied for sixth in strikeouts and was 10<sup>th</sup> in innings pitched.

Year	Club	W	L	ERA	G	GS	CG	SHO	SV	IP	H	R	ER	HR	HB	BB	IBB	SO	WP	BK
2010	AZL A's (R)	0	0	10.80	3	1	0	0	0	3.1	6	6	4	0	1	1	0	7	0	1
	Vancouver (A)	0	1	5.12	14	0	0	0	0	19.1	25	11	11	0	4	8	1	18	3	0
2011	Burlington (A)	7	8	2.64	26	26	0	0	0	139.2	133	64	41	9	14	46	0	110	16	0
2012	Stockton (A)	2	6	8.17	14	13	0	0	0	50.2	84	55	46	6	6	20	1	44	9	0
	Burlington (A)	2	2	4.00	5	5	0	0	0	27.0	33	14	12	3	3	10	0	20	4	0
2013	Stockton (A)	2	4	4.28	26	5	0	0	1	61.0	57	34	29	4	5	29	0	68	7	0
	Midland (AA)	0	2	6.61	12	0	0	0	0	16.1	18	13	12	1	1	7	0	5	6	0
<b>Minor League Totals</b>		<b>13</b>	<b>23</b>	<b>4.40</b>	<b>100</b>	<b>50</b>	<b>0</b>	<b>0</b>	<b>1</b>	<b>317.1</b>	<b>356</b>	<b>197</b>	<b>155</b>	<b>23</b>	<b>34</b>	<b>121</b>	<b>2</b>	<b>272</b>	<b>45</b>	<b>1</b>

### SHAWN PARKER HAVILAND

RHP

**Born:** Middletown, Connecticut, November 10, 1985; **Home:** Boston, Massachusetts

**Bats:** Left; **Throws:** Right; **Height:** 6-2; **Weight:** 225

**Obtained:** Selected in the 33<sup>rd</sup> round of the 2008 First-Year Player Draft

## Organizational Players, continued

Graduated from Farmington HS...graduated from Harvard University...signed by Marc Sauer...ranked among Northwest League leaders in strikeouts (T-10th) in 2008...named to 2009 Midwest League Mid-Season All-Star team...finished tied for fourth in the ML in strikeouts and losses...ranked ninth among all A's minor leaguers in ERA, fourth in strikeouts and second in innings pitched in 2009...in 2010, was named a Post-Season All-Star and earned Pitcher of the Week honors for the periods ending Aug. 2 and Aug. 23...finished second in the California League in strikeouts and fifth in ERA in 2010...ranked fourth among all A's minor leaguers in ERA, first in strikeouts, tied for seventh in wins and third in innings pitched...in 2011, was tied for sixth among A's farmhands in strikeouts and was ninth in innings pitched...in 2012, ranked ninth in strikeouts...pitched for the Phoenix Desert Dogs following the 2012 season.

Year	Club	W	L	ERA	G	GS	CG	SHO	SV	IP	H	R	ER	HR	HB	BB	IBB	SO	WP	BK
2008	Vancouver (A)	2	3	3.48	18	9	0	0	0	54.1	56	25	21	1	3	18	1	61	8	1
2009	Kane County (A)	6	10	4.43	27	27	0	0	0	148.1	160	83	73	8	13	49	0	118	11	1
2010	Sacramento (AAA)	0	0	5.40	1	1	0	0	0	3.1	6	5	2	0	0	2	0	3	0	0
	Stockton (A)	9	6	3.65	27	27	0	0	0	150.1	156	77	61	15	17	40	0	166	12	1
2011	Midland (AA)	6	12	7.08	27	27	0	0	0	143.2	205	133	113	24	6	42	1	110	15	2
2012	Midland (AA)	6	8	4.80	31	21	0	0	2	120.0	124	72	64	11	14	47	2	104	13	0
2013		(Injured – Did Not Play)																		
<b>Minor League Totals</b>		<b>29</b>	<b>40</b>	<b>4.91</b>	<b>132</b>	<b>113</b>	<b>0</b>	<b>0</b>	<b>2</b>	<b>624.2</b>	<b>717</b>	<b>402</b>	<b>341</b>	<b>60</b>	<b>53</b>	<b>202</b>	<b>4</b>	<b>565</b>	<b>61</b>	<b>5</b>

### MILES COLEMAN HEAD

IF

**Born:** Griffin, Georgia, May 2, 1991; **Home:** Brooks, Georgia

**Bats:** Right; **Throws:** Right; **Height:** 6-0; **Weight:** 255

**Obtained:** Acquired from Boston with Josh Reddick and Raul Alcantara for Andrew Bailey and Ryan Sweeney, December 28, 2011

Graduated from Whitewater HS (GA)...originally drafted by Boston in the 26<sup>th</sup> round of the 2009 first year player draft...signed by Boston scout Tim Hyers...earned Midseason All-Star honors with Stockton in the California League in 2012 and Greenville of the South Atlantic League in 2011...after the 2012 season, was named A's Organizational Player of the Year after leading Oakland farmhands in batting (.333), slugging percentage (.577), hits (160), RBI (84), extra base hits (63) and total bases (277).

Year	Club	AVG.	G	AB	R	H	2B	3B	HR	RBI	SH	SF	HP	BB	SO	SB	CS	SLG	OBP	E
2009	GCL Red Sox (R)	.103	10	29	1	3	0	0	0	0	0	0	3	8	0	0		.103	.188	2
2010	Lowell (A)	.240	65	229	21	55	16	2	1	35	1	8	4	30	36	1	1	.341	.328	8
2011	Greenville (A)	.338	66	263	61	89	25	1	15	53	0	2	3	30	53	4	2	.612	.409	4
	Salem (A)	.254	63	232	27	59	12	1	7	29	0	1	6	20	56	2	2	.405	.328	3
2012	Stockton (A)	.382	67	267	57	102	23	6	18	56	0	1	2	23	55	3	0	.715	.433	9
	Midland (AA)	.272	57	213	25	59	9	2	5	28	0	0	5	16	75	0	1	.404	.338	7
2013	Midland (AA)	.196	40	148	13	29	4	0	2	8	0	1	2	12	42	0	1	.264	.264	6
<b>Minor League Totals</b>		<b>.286</b>	<b>368</b>	<b>1381</b>	<b>205</b>	<b>395</b>	<b>89</b>	<b>12</b>	<b>48</b>	<b>209</b>	<b>1</b>	<b>13</b>	<b>22</b>	<b>134</b>	<b>325</b>	<b>8</b>	<b>7</b>	<b>.472</b>	<b>.355</b>	<b>39</b>

### RYON CHRISTOPHER HEALY

IF

**Born:** West Hills, California, January 10, 1992; **Home:** West Hills, California

**Bats:** Right; **Throws:** Right; **Height:** 6-5; **Weight:** 225

**Obtained:** Selected in the 3<sup>rd</sup> round of the 2013 First-Year Player Draft

Graduated from Crespi Carmelite HS (CA)...attended the University of Oregon...signed by Jim Coffman...set an Oregon Ducks career record with 118 RBI despite playing just three seasons.

Year	Club	AVG.	G	AB	R	H	2B	3B	HR	RBI	SH	SF	HP	BB	SO	SB	CS	SLG	OBP	E
2013	AZL A's (R)	.214	11	28	4	6	0	1	2	8	0	2	0	3	4	0	0	.500	.273	0
	Vermont (A)	.233	36	146	12	34	10	0	4	21	0	1	2	2	24	2	1	.384	.252	15
<b>Minor League Totals</b>		<b>.230</b>	<b>47</b>	<b>174</b>	<b>16</b>	<b>40</b>	<b>10</b>	<b>1</b>	<b>6</b>	<b>29</b>	<b>0</b>	<b>3</b>	<b>2</b>	<b>5</b>	<b>28</b>	<b>2</b>	<b>1</b>	<b>.402</b>	<b>.255</b>	<b>15</b>

### TUCKER JOSEPH HEALY

RHP

**Born:** Newton, Massachusetts, June 15, 1990; **Home:** Needham, Massachusetts

**Bats:** Left; **Throws:** Right; **Height:** 6-1; **Weight:** 210

**Obtained:** Selected in the 23<sup>rd</sup> round of the 2012 First-Year Player Draft

Graduated from Ithaca College...signed by Matt Higginson...in 2013, did not allow an earned run in 18 straight appearances in Beloit and Stockton from April 30-June 28...did not allow an earned run in 28 of 33 appearances overall.

Year	Club	W	L	ERA	G	GS	CG	SHO	SV	IP	H	R	ER	HR	HB	BB	IBB	SO	WP	BK
2012	Vermont (A)	2	0	3.07	22	0	0	0	3	29.1	26	11	10	0	2	13	0	45	6	0
2013	Beloit (A)	0	1	0.94	18	0	0	0	2	28.2	20	7	3	2	0	5	0	43	2	0
	Stockton (A)	1	1	1.86	15	0	0	0	3	19.1	13	4	4	2	1	5	0	31	0	0
<b>Minor League Totals</b>		<b>3</b>	<b>2</b>	<b>1.98</b>	<b>55</b>	<b>0</b>	<b>0</b>	<b>0</b>	<b>8</b>	<b>77.1</b>	<b>59</b>	<b>22</b>	<b>17</b>	<b>4</b>	<b>3</b>	<b>23</b>	<b>0</b>	<b>119</b>	<b>8</b>	<b>0</b>

### RONALD JOSE HERRERA (ALAR)

RHP

**Born:** Maracay, Venezuela, May 3, 1995; **Home:** Maracay, Venezuela

**Bats:** Right; **Throws:** Right; **Height:** 5-11; **Weight:** 175

**Obtained:** Signed as a non-drafted free agent, December 11, 2011

Signed by Julio Franco and Juan Carlos Villanueva.

Year	Club	W	L	ERA	G	GS	CG	SHO	SV	IP	H	R	ER	HR	HB	BB	IBB	SO	WP	BK
2012	DSL A's (R)	2	4	2.47	14	14	1	0	0	58.1	66	24	16	1	6	20	0	44	6	0
2013	AZL A's (R)	6	4	3.82	14	9	0	0	0	70.2	76	36	30	3	3	11	0	58	3	2
	Vermont (A)	1	0	5.87	2	1	0	0	0	7.2	10	6	5	0	2	2	0	8	0	0
<b>Minor League Totals</b>		<b>9</b>	<b>8</b>	<b>3.36</b>	<b>30</b>	<b>24</b>	<b>1</b>	<b>0</b>	<b>0</b>	<b>136.2</b>	<b>152</b>	<b>66</b>	<b>51</b>	<b>4</b>	<b>11</b>	<b>33</b>	<b>0</b>	<b>110</b>	<b>9</b>	<b>2</b>

### JUSTIN MICHAEL HIGLEY

OF

**Born:** Sacramento, California, December 25, 1992; **Home:** Sacramento, California

**Bats:** Left; **Throws:** Right; **Height:** 6-4; **Weight:** 200

**Obtained:** Selected in the 13<sup>th</sup> round of the 2013 First-Year Player Draft

Graduated from Jesuit HS (CA)...attended Sacramento State University...signed by Jermaine Clark...cousin J.R. Higley is an outfielder in the Washington organization...finished tied for third on the AZL A's in batting average in 2013 (min. 50 AB).

Year	Club	AVG.	G	AB	R	H	2B	3B	HR	RBI	SH	SF	HP	BB	SO	SB	CS	SLG	OBP	E
2013	AZL A's (R)	.275	42	153	31	42	7	4	6	29	0	3	2	21	57	4	3	.490	.363	1
<b>Minor League Totals</b>		<b>.275</b>	<b>42</b>	<b>153</b>	<b>31</b>	<b>42</b>	<b>7</b>	<b>4</b>	<b>6</b>	<b>29</b>	<b>0</b>	<b>3</b>	<b>2</b>	<b>21</b>	<b>57</b>	<b>4</b>	<b>3</b>	<b>.490</b>	<b>.363</b>	<b>1</b>

### MATTHEW JAMES HILLSINGER

OF

**Born:** Silver Spring, Maryland, April 13, 1990; **Home:** Bowie, Maryland

**Bats:** Left; **Throws:** Right; **Height:** 6-3; **Weight:** 205

**Obtained:** Selected in the 22<sup>nd</sup> round of the 2012 First-Year Player Draft

Graduated from Radford...signed by Neil Avent.

Year	Club	AVG.	G	AB	R	H	2B	3B	HR	RBI	SH	SF	HP	BB	SO	SB	CS	SLG	OBP	E
2012	AZL A's (R)	.227	9	22	6	5	0	1	0	2	0	0	0	5	4	0	0	.318	.370	0
2013																				
<b>Minor League Totals</b>		<b>.227</b>	<b>9</b>	<b>22</b>	<b>6</b>	<b>5</b>	<b>0</b>	<b>1</b>	<b>0</b>	<b>2</b>	<b>0</b>	<b>0</b>	<b>0</b>	<b>5</b>	<b>4</b>	<b>0</b>	<b>0</b>	<b>.318</b>	<b>.370</b>	<b>0</b>

### TYLER JOSEPH HOLLSTEGGE

RHP

**Born:** Cincinnati, Ohio, December 17, 1990; **Home:** West Chester, Ohio

**Bats:** Left; **Throws:** Right; **Height:** 6-2; **Weight:** 224

**Obtained:** Selected in the 21<sup>st</sup> round of the 2012 First-Year Player Draft

Attended UNC Greensboro...signed by Neil Avent.

Year	Club	W	L	ERA	G	GS	CG	SHO	SV	IP	H	R	ER	HR	HB	BB	IBB	SO	WP	BK
2012	AZL A's (R)	5	1	4.86	19	0	0	0	0	33.1	33	20	18	1	1	22	0	35	11	1
2013																				
<b>Minor League Totals</b>		<b>5</b>	<b>1</b>	<b>4.86</b>	<b>19</b>	<b>0</b>	<b>0</b>	<b>0</b>	<b>0</b>	<b>33.1</b>	<b>33</b>	<b>20</b>	<b>18</b>	<b>1</b>	<b>1</b>	<b>22</b>	<b>0</b>	<b>35</b>	<b>11</b>	<b>1</b>

### BENJAMIN CHARLES HORNBECK

LHP

**Born:** Phoenix, Arizona, July 22, 1987; **Home:** Tulsa, Oklahoma

**Bats:** Right; **Throws:** Left; **Height:** 6-5; **Weight:** 205

**Obtained:** Selected in the 32<sup>nd</sup> round of the 2008 First-Year Player Draft

Graduated from Sunnyslope HS (AZ)...attended Kansas State University...signed by Yancy Ayres...was Midwest League Pitcher of the Week for May 11-18, 2009...ranked second among all A's farmhands in ERA and strikeouts and tied for seventh in wins in 2009...in 2010, ranked among A's minor leaguers in strikeouts (3<sup>rd</sup>), wins (T-7<sup>th</sup>) and innings pitched (8<sup>th</sup>).

**Organizational Players, continued**

Year	Club	W	L	ERA	G	GS	CG	SHO	SV	IP	H	R	ER	HR	HB	BB	IBB	SO	WP	BK
2008	Vancouver (A)	2	2	4.88	18	0	0	0	1	31.1	30	18	17	2	1	18	0	40	3	1
	Kane County (A)	1	0	2.25	3	0	0	0	0	4.0	3	1	1	0	0	1	0	5	1	0
2009	Midland (AA)	0	1	16.20	1	1	0	0	0	3.1	5	7	6	0	0	4	0	1	2	0
	Stockton (A)	5	4	3.52	21	11	0	0	1	76.2	64	36	30	3	6	32	2	111	9	1
	Kane County (A)	4	0	1.24	7	4	0	0	0	36.1	19	6	5	2	1	10	0	47	4	0
2010	Midland (AA)	2	3	5.87	8	7	0	0	1	38.1	43	27	25	3	3	19	0	26	7	0
	Stockton (A)	7	3	4.44	18	18	0	0	0	93.1	113	62	46	18	7	41	0	112	16	1
2011	Sacramento (AAA)	1	0	1.12	6	0	0	0	0	8.0	6	2	1	0	0	4	0	7	0	0
	Midland (AA)	0	0	14.73	4	0	0	0	0	3.2	8	6	6	0	0	2	0	7	0	0
	Stockton (A)	0	0	0.84	7	0	0	0	1	10.2	11	1	1	0	1	1	0	16	1	0
2012										(Did Not Play)										
2013										(Did Not Play)										
<b>Minor League Totals</b>		<b>22</b>	<b>13</b>	<b>4.06</b>	<b>93</b>	<b>41</b>	<b>0</b>	<b>0</b>	<b>4</b>	<b>305.2</b>	<b>302</b>	<b>166</b>	<b>138</b>	<b>28</b>	<b>19</b>	<b>132</b>	<b>2</b>	<b>372</b>	<b>43</b>	<b>3</b>

**AUSTIN PAUL HOUSE**

**RHP**

**Born:** Albuquerque, New Mexico, January 24, 1991; **Home:** Albuquerque, New Mexico

**Bats:** Right; **Throws:** Right; **Height:** 6-4; **Weight:** 200

**Obtained:** Selected in the 14<sup>th</sup> round of the 2012 First-Year Player Draft

Graduated from La Cueva HS (NM)...attended the University of New Mexico...signed by Trevor Ryan...originally drafted by Boston in the 25<sup>th</sup> round of the June, 2009 First-Year Player Draft but did not sign...in 2013, finished fourth among A's farmhands in saves (9)...was also one of nine A's farmhands to record a complete game in 2013.

Year	Club	W	L	ERA	G	GS	CG	SHO	SV	IP	H	R	ER	HR	HB	BB	IBB	SO	WP	BK
2012	Burlington (A)	0	0	3.38	2	0	0	0	0	2.2	2	1	1	0	0	1	0	3	0	0
	Vermont (A)	1	0	1.05	18	0	0	0	5	25.2	13	5	3	0	0	10	0	33	1	0
2013	Beloit (A)	3	4	3.97	36	9	1	0	9	99.2	93	48	44	9	2	43	1	72	13	0
<b>Minor League Totals</b>		<b>4</b>	<b>4</b>	<b>3.38</b>	<b>56</b>	<b>9</b>	<b>1</b>	<b>0</b>	<b>14</b>	<b>128.0</b>	<b>108</b>	<b>54</b>	<b>48</b>	<b>9</b>	<b>2</b>	<b>54</b>	<b>1</b>	<b>108</b>	<b>14</b>	<b>0</b>

**RYAN WADE HUCK**

**IF**

**Born:** St. Louis, Missouri, February 24, 1991; **Home:** St. Louis, Missouri

**Bats:** Right; **Throws:** Right; **Height:** 6-5; **Weight:** 245

**Obtained:** Selected in the 27<sup>th</sup> round of the 2013 First-Year Player Draft

Graduated from Oakville Senior HS (MO)...attended Western Kentucky University...signed by Rich Sparks...as a senior at WKU, was named to the All-Sun Belt Conference First Team.

Year	Club	AVG.	G	AB	R	H	2B	3B	HR	RBI	SH	SF	HP	BB	SO	SB	CS	SLG	OBP	E
2013	AZL A's (R)	.475	10	40	9	19	7	1	2	11	0	0	2	3	6	0	0	.850	.533	0
	Vermont (A)	.238	46	160	15	38	12	0	3	15	0	0	0	25	53	1	0	.369	.341	5
<b>Minor League Totals</b>		<b>.285</b>	<b>56</b>	<b>24</b>	<b>57</b>	<b>19</b>	<b>19</b>	<b>1</b>	<b>5</b>	<b>26</b>	<b>0</b>	<b>0</b>	<b>2</b>	<b>28</b>	<b>59</b>	<b>1</b>	<b>0</b>	<b>.465</b>	<b>.378</b>	<b>5</b>

**BRETT T. HUNTER**

**RHP**

**Born:** Westlake, California, June 27, 1987; **Home:** Dallas, Texas

**Bats:** Right; **Throws:** Right; **Height:** 6-3; **Weight:** 220

**Obtained:** Selected in the 7<sup>th</sup> round of the 2008 First-Year Player Draft

Graduated from Moorpark HS (CA)...was All-CIF as a senior after posting a 1.16 ERA...attended Pepperdine University...was All-WCC as a freshman and was a Collegiate Baseball Freshman All-American in 2006...pitched for Team USA (Collegiate) following the season and was 2-0 with a 1.47 ERA and 26 strikeouts in 18.1 innings...signed by JT Stotts...pitched for the Phoenix Desert Dogs following the 2012 season.

Year	Club	W	L	ERA	G	GS	CG	SHO	SV	IP	H	R	ER	HR	HB	BB	IBB	SO	WP	BK
2008	AZL A's	0	0	0.00	1	1	0	0	0	1.0	1	0	0	0	0	0	0	2	0	0
	Kane County	0	0	5.40	2	0	0	0	0	1.2	0	1	1	0	0	2	0	1	0	0
2009	Kane County (A)	0	1	6.85	21	8	0	0	0	47.1	38	42	36	2	3	59	0	55	10	2
	Vancouver (A)	0	0	7.20	4	0	0	0	0	5.0	10	5	4	0	0	3	0	4	0	0
	AZL A's (R)	0	1	1.93	4	3	0	0	0	4.2	0	2	1	0	3	1	0	5	2	0
2010	Stockton (A)	2	1	6.51	25	0	0	0	0	27.2	32	21	20	4	0	25	1	44	5	1
2011	Sacramento (AAA)	0	0	0.00	2	0	0	0	0	3.0	1	0	0	0	0	1	0	4	0	0
	Midland (AA)	4	2	4.72	23	0	0	0	0	26.2	28	18	14	3	3	16	0	25	2	0
	Stockton (A)	1	0	1.35	12	0	0	0	1	20.0	12	4	3	1	1	6	0	17	0	0
2012	Midland (AA)	3	3	4.50	42	0	0	0	0	56.0	53	31	28	7	4	31	3	60	8	1
2013	Stockton (A)	0	0	2.25	3	0	0	0	1	4.0	3	1	1	0	0	1	0	7	0	0
	Midland (AA)	2	1	3.38	23	0	0	0	3	32.0	16	12	12	1	2	19	4	42	1	0
<b>Minor League Totals</b>		<b>12</b>	<b>9</b>	<b>4.72</b>	<b>162</b>	<b>12</b>	<b>0</b>	<b>0</b>	<b>5</b>	<b>229.0</b>	<b>194</b>	<b>137</b>	<b>120</b>	<b>18</b>	<b>16</b>	<b>164</b>	<b>8</b>	<b>266</b>	<b>28</b>	<b>4</b>

### CHRISTOPHER PHILIP JENSEN

RHP

Goes by "Chris"

**Born:** Phoenix, Arizona, September 30, 1990; **Home:** Gilbert, Arizona

**Bats:** Right; **Throws:** Right; **Height:** 6-4; **Weight:** 200

**Obtained:** Acquired from Colorado with Drew Pomeranz for Brett Anderson, December 10, 2013

Graduated from Mesquite HS (AZ)... attended the University of San Diego...originally selected by Colorado in the sixth round of the 2011 first year player draft...signed by Rockies scout Jon Lukens...in 2012, his 12 wins ranked third among Rockies farmhands.

Year	Club	W	L	ERA	G	GS	CG	SHO	SV	IP	H	R	ER	HR	HB	BB	IBB	SO	WP	BK
2011	Tri-City (A)	2	1	2.65	8	8	0	0	0	37.1	27	15	11	1	0	10	0	28	4	0
2012	Asheville (A)	12	3	4.28	25	25	0	0	0	145.0	148	81	69	14	7	50	0	95	10	0
2013	Modesto (A)	5	8	4.55	28	28	0	0	0	152.1	161	86	77	15	5	39	0	136	5	0
<b>Minor League Totals</b>		<b>19</b>	<b>12</b>	<b>4.22</b>	<b>61</b>	<b>61</b>	<b>0</b>	<b>0</b>	<b>0</b>	<b>334.2</b>	<b>336</b>	<b>182</b>	<b>157</b>	<b>30</b>	<b>12</b>	<b>99</b>	<b>0</b>	<b>259</b>	<b>19</b>	<b>0</b>

### DEYVI ALBERTO JIMENEZ (ZARZUELA)

RHP

**Born:** Las Matas de Farfan, Dominican Republic, December 30, 1989; **Home:** Las Matas de Farfan, Dominican Republic

**Bats:** Right; **Throws:** Right; **Height:** 6-4; **Weight:** 206

**Obtained:** Signed as a non-drafted free agent, October 18, 2007

Signed by Juan Carlos De La Cruz...started 21 games between three levels in 2013, a new career high...his 112.2 IP and 90 SO also were career highs.

Year	Club	W	L	ERA	G	GS	CG	SHO	SV	IP	H	R	ER	HR	HB	BB	IBB	SO	WP	BK
2008	DSL A's-1 (R)	1	4	3.81	13	12	0	0	0	49.2	48	30	21	3	4	21	0	32	5	1
2009	AZL A's (R)	2	5	6.49	14	9	0	0	0	51.1	68	47	37	7	7	15	0	46	4	0
2010	Vancouver (A)	4	4	3.54	12	12	0	0	0	61.0	61	28	24	5	2	13	1	48	4	1
2011																				
(Injured – Did Not Play)																				
2012	Stockton (A)	0	1	3.00	1	1	0	0	0	3.0	3	1	1	1	0	0	0	4	0	0
	Vermont (A)	0	4	5.79	17	3	0	0	1	37.1	44	34	24	3	3	15	1	38	5	0
2013	Stockton (A)	0	3	6.56	9	9	0	0	0	35.2	45	28	26	4	1	15	0	33	4	0
	Vermont (A)	2	1	2.41	4	3	0	0	0	18.2	10	5	5	2	0	8	0	17	0	1
	Beloit (A)	2	6	6.02	12	9	0	0	0	58.1	80	41	39	6	2	18	0	40	3	0
<b>Minor League Totals</b>		<b>11</b>	<b>28</b>	<b>5.06</b>	<b>82</b>	<b>58</b>	<b>0</b>	<b>0</b>	<b>1</b>	<b>315.0</b>	<b>359</b>	<b>214</b>	<b>177</b>	<b>31</b>	<b>19</b>	<b>105</b>	<b>2</b>	<b>258</b>	<b>25</b>	<b>3</b>

### TYLER ANTHONY JOHNSON

RHP

**Born:** Mission Hills, California, July 18, 1990; **Home:** Chatsworth, California

**Bats:** Right; **Throws:** Right; **Height:** 6-1; **Weight:** 205

**Obtained:** Selected in the 33<sup>rd</sup> round of the 2012 First-Year Player Draft

Graduated from Stony Brook University...signed by Ron Vaughn...led Vermont with a 1.71 ERA in 2013 (min. 20 IP).

Year	Club	W	L	ERA	G	GS	CG	SHO	SV	IP	H	R	ER	HR	HB	BB	IBB	SO	WP	BK
2012	AZL A's (R)	5	1	3.33	14	0	0	0	0	27.0	30	14	10	2	1	7	0	21	2	0
2013	Vermont (A)	1	1	1.71	20	1	0	0	3	42.0	32	11	8	2	1	17	1	24	5	0
<b>Minor League Totals</b>		<b>6</b>	<b>2</b>	<b>2.35</b>	<b>34</b>	<b>1</b>	<b>0</b>	<b>0</b>	<b>4</b>	<b>69.0</b>	<b>62</b>	<b>25</b>	<b>18</b>	<b>4</b>	<b>2</b>	<b>24</b>	<b>1</b>	<b>45</b>	<b>7</b>	<b>0</b>

## Organizational Players, continued

### JONATHAN JOSEPH (RICHARDSON)

RHP

**Born:** San Pedro de Macoris, Dominican Republic, May 17, 1988; **Home:** San Pedro de Macoris, Dominican Republic

**Bats:** Right; **Throws:** Right; **Height:** 6-2; **Weight:** 188

**Obtained:** Signed as a non-drafted free agent, June 15, 2006

Signed by Amaury Reyes...ranked second in ERA among A's farmhands in 2010...in 2012, ranked third in saves...in 2013, appeared in a career high 47 games and tied for ninth among A's farmhands with six saves.

Year	Club	W	L	ERA	G	GS	CG	SHO	SV	IP	H	R	ER	HR	HB	BB	IBB	SO	WP	BK
2006	DSL A's-1 (R)	4	1	3.53	11	8	0	0	0	43.1	43	21	17	4	4	18	0	36	10	1
2007	DSL A's-1 (R)	1	0	1.23	2	1	0	0	0	7.1	3	1	1	0	1	3	0	5	1	0
	AZL A's (R)	1	3	7.62	16	1	0	0	2	39.0	55	37	33	4	3	13	0	38	7	1
2008	DSL A's-2 (R)	1	1	4.50	3	2	0	0	0	10.0	9	6	5	0	2	4	0	13	1	0
	AZL A's (R)	1	1	4.56	16	0	0	0	4	23.2	30	17	12	1	2	11	1	37	6	0
2009	Vancouver (A)	0	2	4.94	16	8	0	0	0	54.2	65	40	30	4	4	25	0	35	5	0
2010	Vancouver (A)	1	1	2.68	8	8	0	0	0	40.1	37	17	12	0	5	14	0	35	3	1
	Kane County (A)	2	5	3.33	14	9	0	0	0	54.0	49	27	20	2	4	26	1	55	10	2
2011	Burlington (A)	6	4	5.67	21	14	0	0	1	81.0	89	59	51	11	7	31	0	73	11	1
2012	Stockton (A)	0	1	9.82	7	0	0	0	0	11.0	12	13	12	2	2	5	0	16	1	0
	Burlington (A)	1	3	4.35	34	9	0	0	12	82.2	81	51	40	7	8	38	1	73	11	0
2013	Stockton (A)	5	5	3.50	47	0	0	0	6	64.1	46	33	25	6	4	28	1	76	8	0
<b>Minor League Totals</b>		<b>23</b>	<b>27</b>	<b>4.54</b>	<b>195</b>	<b>60</b>	<b>0</b>	<b>0</b>	<b>25</b>	<b>511.1</b>	<b>519</b>	<b>322</b>	<b>258</b>	<b>41</b>	<b>46</b>	<b>216</b>	<b>4</b>	<b>492</b>	<b>74</b>	<b>6</b>

### SEONGMIN KIM

C

**Born:** Sung Nam, South Korea, May 12, 1993; **Home:** Kwangju-Si Kyunggi-Do, South Korea

**Bats:** Right; **Throws:** Right; **Height:** 6-2; **Weight:** 250

**Obtained:** Signed as a non-drafted free agent, March 10, 2011

Signed by Adam Hislop and Lewis Kim.

Year	Club	AVG.	G	AB	R	H	2B	3B	HR	RBI	SH	SF	HP	BB	SO	SB	CS	SLG	OBP	E
2012	AZL A's (R)	.273	12	22	5	6	2	0	0	1	0	0	1	2	6	0	0	.364	.360	1
2013	AZL A's (R)	.148	10	27	6	4	0	0	0	1	0	0	3	7	0	0	.148	.233	2	
<b>Minor League Totals</b>		<b>.204</b>	<b>22</b>	<b>49</b>	<b>11</b>	<b>10</b>	<b>2</b>	<b>0</b>	<b>0</b>	<b>2</b>	<b>0</b>	<b>0</b>	<b>1</b>	<b>5</b>	<b>13</b>	<b>0</b>	<b>0</b>	<b>.245</b>	<b>.291</b>	<b>3</b>

### WADE KIRKLAND

IF

**Born:** Lakeland, Florida, April 4, 1989; **Home:** Lakeland, Florida

**Bats:** Right; **Throws:** Right; **Height:** 5-11; **Weight:** 200

**Obtained:** Selected in the 11<sup>th</sup> round of the 2010 First-Year Player Draft

Graduated from McKeel Academy...attended Florida Southern University...named first-team All-Sunshine State Conference as a sophomore...signed by Trevor Schaffer...was third among A's farmhands in doubles in 2012 and tied for eighth in extra base hits.

Year	Club	AVG.	G	AB	R	H	2B	3B	HR	RBI	SH	SF	HP	BB	SO	SB	CS	SLG	OBP	E
2010	Vancouver (A)	.271	68	280	34	76	18	2	0	27	3	3	2	9	59	4	2	.350	.296	24
2011	Burlington (A)	.217	83	258	38	56	16	1	3	26	2	3	8	20	73	5	3	.322	.291	23
2012	Burlington (A)	.237	102	379	49	90	31	3	8	56	3	3	11	28	99	5	4	.398	.306	23
2013	Stockton (A)	.220	67	223	25	49	18	0	6	27	0	1	5	10	65	1	2	.381	.268	11
<b>Minor League Totals</b>		<b>.238</b>	<b>320</b>	<b>1140</b>	<b>146</b>	<b>271</b>	<b>83</b>	<b>6</b>	<b>17</b>	<b>136</b>	<b>8</b>	<b>10</b>	<b>26</b>	<b>67</b>	<b>296</b>	<b>15</b>	<b>11</b>	<b>.366</b>	<b>.293</b>	<b>81</b>

### CHRISTOPHER RYAN KOHLER

LHP

**Born:** Fontana, California, May 4, 1995; **Home:** Peoria, Arizona

**Bats:** Left; **Throws:** Left; **Height:** 6-3; **Weight:** 200

**Obtained:** Selected in the supplemental 3<sup>rd</sup> round of the 2013 First-Year Player Draft

Graduated from Los Osos HS (CA)...signed by Eric Martins...after his senior season at Los Osos, was named to Rawlings' third team All-American and first team All-Region teams...went 11-1 with a 2.24 ERA and five complete games his senior season.

Year	Club	W	L	ERA	G	GS	CG	SHO	SV	IP	H	R	ER	HR	HB	BB	IBB	SO	WP	BK
2013	AZL A's (R)	1	2	2.78	13	4	0	0	1	22.2	19	10	7	0	1	9	0	32	3	1
<b>Minor League Totals</b>		<b>1</b>	<b>2</b>	<b>2.78</b>	<b>13</b>	<b>4</b>	<b>0</b>	<b>0</b>	<b>1</b>	<b>22.2</b>	<b>19</b>	<b>10</b>	<b>7</b>	<b>0</b>	<b>1</b>	<b>9</b>	<b>0</b>	<b>32</b>	<b>3</b>	<b>1</b>

**AUSTIN JAMES KUBALA****IF**

Goes by "A.J."

**Born:** Jacksonville, Florida, June 7, 1994; **Home:** Jacksonville, Florida**Bats:** Right; **Throws:** Right; **Height:** 6-0; **Weight:** 195**Obtained:** Selected in the 34<sup>th</sup> round of the 2013 First-Year Player Draft

Graduated from Arlington Country Day School (FL)...signed by Jemel Spearman.

Year	Club	AVG.	G	AB	R	H	2B	3B	HR	RBI	SH	SF	HP	BB	SO	SB	CS	SLG	OBP	E
2013	AZL A's (R)	.147	26	68	12	10	2	0	4	11	1	0	3	8	41	0	0	.353	.266	8
<b>Minor League Totals</b>		<b>.147</b>	<b>26</b>	<b>68</b>	<b>12</b>	<b>10</b>	<b>2</b>	<b>0</b>	<b>4</b>	<b>11</b>	<b>1</b>	<b>0</b>	<b>3</b>	<b>8</b>	<b>41</b>	<b>0</b>	<b>0</b>	<b>.353</b>	<b>.266</b>	<b>8</b>

**CODY JOSEPH KURZ****RHP****Born:** Ventura, California, September 13, 1992; **Home:** Oxnard, California**Bats:** Right; **Throws:** Right; **Height:** 6-4; **Weight:** 235**Obtained:** Selected in the 7<sup>th</sup> round of the 2012 First-Year Player Draft

Attended Oxnard JC (CA)...signed by JT Stotts.

Year	Club	W	L	ERA	G	GS	CG	SHO	SV	IP	H	R	ER	HR	HB	BB	IBB	SO	WP	BK
2012	AZL A's (R)	0	0	4.64	17	0	0	0	0	21.1	18	13	11	1	1	29	0	9	9	0
2013										(Injured - Did Not Play)										
<b>Minor League Totals</b>		<b>0</b>	<b>0</b>	<b>4.64</b>	<b>17</b>	<b>0</b>	<b>0</b>	<b>0</b>	<b>0</b>	<b>21.1</b>	<b>18</b>	<b>13</b>	<b>11</b>	<b>1</b>	<b>1</b>	<b>29</b>	<b>0</b>	<b>9</b>	<b>9</b>	<b>0</b>

**TYLER JAMES LADENDORF****IF****Born:** Park Ridge, Illinois, March 7, 1988; **Home:** Des Plaines, Illinois**Bats:** Right; **Throws:** Right; **Height:** 6-0; **Weight:** 190**Obtained:** Acquired from the Minnesota Twins in exchange for shortstop Orlando Cabrera and cash, July 31, 2009

Graduated from Maine West HS (IL)...attended Howard CC (TX)...was the Minnesota Twins second round pick in the 2008 First-Year Player Draft...was originally signed by Marty Esposito...ranked seventh among A's farmhands in stolen bases and tied for fourth in doubles in 2010...drove in a career high five runs on July 4, 2013 with Midland against Northwest Arkansas.

Year	Club	AVG.	G	AB	R	H	2B	3B	HR	RBI	SH	SF	HP	BB	SO	SB	CS	SLG	OBP	E
2008	GCL Twins (R)	.204	45	147	17	30	8	1	1	13	3	2	6	17	29	6	0	.293	.308	7
2009	Elizabethton (A)	.410	17	61	18	25	7	0	4	17	0	1	1	11	7	1	0	.721	.500	4
	Beloit (A)	.233	15	60	7	14	2	0	0	4	0	0	1	4	13	2	1	.267	.292	2
	Kane County (A)	.231	35	130	13	30	4	2	2	15	2	0	3	10	19	2	2	.338	.301	10
2010	Sacramento (AAA)	.100	4	10	0	1	1	0	0	0	0	0	0	1	2	0	0	.200	.182	0
	Stockton (A)	.274	126	478	60	131	30	4	5	41	5	3	3	35	110	20	4	.385	.326	20
2011	Sacramento (AAA)	.211	4	19	2	4	1	0	0	1	1	0	0	1	6	0	0	.263	.250	0
	Midland (AA)	.225	125	432	55	97	17	3	6	35	7	2	6	47	87	6	5	.319	.308	21
2012	Midland (AA)	.240	104	416	59	100	20	1	9	54	4	3	11	42	89	7	4	.358	.324	11
2013	Midland (AA)	.263	83	266	34	70	16	1	6	40	2	2	5	27	45	2	0	.398	.340	10
	Sacramento (AAA)	.107	8	28	0	3	1	0	0	2	0	0	0	4	3	0	0	.143	.219	0
<b>Minor League Totals</b>		<b>.247</b>	<b>566</b>	<b>2047</b>	<b>265</b>	<b>505</b>	<b>107</b>	<b>12</b>	<b>33</b>	<b>222</b>	<b>24</b>	<b>13</b>	<b>36</b>	<b>199</b>	<b>410</b>	<b>46</b>	<b>16</b>	<b>.359</b>	<b>.322</b>	<b>85</b>

**ANTONIO DE JESUS LAMAS (FREGOSO)****IF****Born:** Tepic, Mexico, December 30, 1989; **Home:** Chilapa, Nayarit, Mexico**Bats:** Right; **Throws:** Right; **Height:** 5-8; **Weight:** 208**Obtained:** Signed as a non-drafted free agent on February 27, 2013

Played for Acereros del Norte of the Mexican League from 2008-12, where he was a career .307 hitter in 392 games...hit .336 with 15 home runs and 81 RBI in 113 games in 2012 before signing with the A's in the offseason...in 2013, finished seventh among A's farmhands with 132 hits.

Year	Club	AVG.	G	AB	R	H	2B	3B	HR	RBI	SH	SF	HP	BB	SO	SB	CS	SLG	OBP	E
2008	Acereros (Mex.)	.217	18	23	4	5	1	0	0	1	0	0	0	1	3	0	0	.261	.250	0
2009	Acereros (Mex.)	.290	90	303	41	88	17	0	3	46	6	4	7	19	57	3	3	.376	.342	17
2010	Acereros (Mex.)	.293	82	273	32	80	17	2	3	27	12	1	4	12	38	5	1	.403	.331	13
2011	Acereros (Mex.)	.301	89	309	45	93	20	3	3	36	10	1	2	13	42	8	4	.414	.332	11
2012	Acereros (Mex.)	.336	113	455	81	153	34	3	15	81	8	4	9	28	71	9	10	.523	.383	18
2013	Stockton (A)	.255	125	517	64	132	23	3	12	72	2	2	8	29	93	1	2	.381	.304	17
<b>Minor League Totals</b>		<b>.255</b>	<b>125</b>	<b>517</b>	<b>64</b>	<b>132</b>	<b>23</b>	<b>3</b>	<b>12</b>	<b>72</b>	<b>2</b>	<b>2</b>	<b>8</b>	<b>29</b>	<b>93</b>	<b>1</b>	<b>2</b>	<b>.381</b>	<b>.304</b>	<b>17</b>
<b>Mexican League Totals</b>		<b>.307</b>	<b>392</b>	<b>1363</b>	<b>203</b>	<b>419</b>	<b>89</b>	<b>8</b>	<b>24</b>	<b>191</b>	<b>36</b>	<b>10</b>	<b>22</b>	<b>73</b>	<b>211</b>	<b>25</b>	<b>18</b>	<b>.437</b>	<b>.350</b>	<b>59</b>

PLAYER DEVELOPMENT

## Organizational Players, continued

### CHRISTOPHER MARK LAMB

LHP

**Born:** Berkeley, California, June 29, 1990; **Home:** Berkeley, California

**Bats:** Switch; **Throws:** Left; **Height:** 6-1; **Weight:** 205

**Obtained:** Selected in the 11<sup>th</sup> round of the 2011 First-Year Player Draft

Graduated from Berkeley HS (CA)...attended Davidson College...signed by Neil Avent.

Year	Club	W	L	ERA	G	GS	CG	SHO	SV	IP	H	R	ER	HR	HB	BB	IBB	SO	WP	BK
2011	AZL A's (R)	0	0	0.00	3	0	0	0	0	5.0	2	1	0	0	1	1	0	4	3	0
2012	Burlington (A)	3	3	5.03	11	11	0	0	0	59.0	68	38	33	3	2	22	0	40	0	0
	Vermont (A)	2	0	1.50	4	4	0	0	0	18.0	16	4	3	1	0	3	0	12	1	0
2013	Beloit (A)	2	5	4.53	32	0	0	0	2	49.2	56	30	25	4	3	22	0	39	7	0
<b>Minor League Totals</b>		<b>7</b>	<b>8</b>	<b>4.17</b>	<b>50</b>	<b>15</b>	<b>0</b>	<b>0</b>	<b>2</b>	<b>131.2</b>	<b>142</b>	<b>73</b>	<b>61</b>	<b>8</b>	<b>6</b>	<b>48</b>	<b>0</b>	<b>95</b>	<b>11</b>	<b>0</b>

### RYAN D. LIPKIN

C

**Born:** Vallejo, California, Oct. 8, 1987; **Home:** Vacaville, California

**Bats:** Right; **Throws:** Right; **Height:** 6-0; **Weight:** 195

**Obtained:** Selected in the 24<sup>th</sup> round of the 2010 First-Year Player Draft

Graduated from Vanden HS...attended Solano CC and the University of San Francisco...was a member of the gold medal-winning USA Collegiate National Team that went 24-0 in international play in the summer of 2008...signed by Jermaine Clark.

Year	Club	AVG.	G	AB	R	H	2B	3B	HR	RBI	SH	SF	HP	BB	SO	SB	CS	SLG	OBP	E
2010	Vancouver (A)	.272	52	184	21	50	12	0	1	33	3	1	3	13	32	1	1	.353	.328	5
2011	Stockton (A)	.248	83	314	44	78	20	1	6	47	3	1	4	14	51	3	2	.376	.288	7
2012	Sacramento (AAA)	.000	4	11	0	0	0	0	0	0	1	0	1	1	1	0	0	.000	.143	0
	Midland (AA)	.204	53	191	15	39	9	0	4	17	1	2	4	42	1	0	.314	.227	4	
2013	Midland (AA)	.119	18	59	4	7	2	0	1	6	0	0	1	5	10	0	0	.203	.200	2
<b>Minor League Totals</b>		<b>.229</b>	<b>201</b>	<b>759</b>	<b>84</b>	<b>174</b>	<b>43</b>	<b>1</b>	<b>12</b>	<b>104</b>	<b>7</b>	<b>4</b>	<b>11</b>	<b>37</b>	<b>136</b>	<b>5</b>	<b>3</b>	<b>.336</b>	<b>.274</b>	<b>18</b>

### NATHAN JAMES LONG

RHP

**Born:** Fort Worth, Texas, February 9, 1986; **Home:** Bedford, Texas

**Bats:** Right; **Throws:** Right; **Height:** 6-2; **Weight:** 215

**Obtained:** Selected in the 26<sup>th</sup> round of the 2009 First-Year Player Draft

Graduated from All Saints Episcopal HS...attended the University of Texas at Arlington...led the Southland Conference and broke the school's single-season record with 104 strikeouts in 2009...signed by Armann Brown...in 2010, led the Northwest League in innings pitched, tied for first in wins and ranked eighth in ERA...ranked 10<sup>th</sup> among A's minor leaguers in wins in 2010...in 2011, ranked third among A's farmhands in ERA.

Year	Club	W	L	ERA	G	GS	CG	SHO	SV	IP	H	R	ER	HR	HB	BB	IBB	SO	WP	BK
2009	Vancouver (A)	1	2	6.69	22	0	0	0	0	36.1	45	31	27	5	2	14	2	25	6	2
2010	Vancouver (A)	8	2	3.10	15	15	0	0	0	87.0	95	34	30	4	2	19	2	47	3	1
2011	Burlington (A)	8	8	3.42	26	15	0	0	3	108.0	97	49	41	6	5	42	0	92	5	0
2012	Sacramento (AAA)	0	0	45.00	1	0	0	0	0	1.0	4	5	5	0	0	2	1	1	0	0
	Stockton (A)	4	4	5.14	35	8	0	0	1	89.1	121	68	51	14	5	27	0	75	4	0
2013	Midland (AA)	2	2	3.86	32	1	0	0	0	63.0	67	36	27	2	4	20	0	57	9	0
<b>Minor League Totals</b>		<b>23</b>	<b>18</b>	<b>4.23</b>	<b>131</b>	<b>39</b>	<b>0</b>	<b>0</b>	<b>4</b>	<b>384.2</b>	<b>429</b>	<b>223</b>	<b>181</b>	<b>31</b>	<b>18</b>	<b>124</b>	<b>5</b>	<b>297</b>	<b>27</b>	<b>3</b>

### MITCHELL TYLER MARINCOV

OF

Goes by "Tyler"

**Born:** Orlando, Florida, October 20, 1991; **Home:** Orlando, Florida

**Bats:** Right; **Throws:** Right; **Height:** 6-2; **Weight:** 205

**Obtained:** Selected in the 8<sup>th</sup> round of the 2013 First-Year Player Draft

Graduated from Timber Creek HS (NC)...attended the University of North Florida...signed by Jemel Spearman...originally drafted in the 48<sup>th</sup> round of the 2010 draft by Detroit but did not sign...as a redshirt junior in 2013, was named to the All-Atlantic Sun Conference first team and the ABCA Division I All-South Region second team.

Year	Club	AVG.	G	AB	R	H	2B	3B	HR	RBI	SH	SF	HP	BB	SO	SB	CS	SLG	OBP	E
2013	Vermont (A)	.215	62	214	20	46	8	2	3	20	1	3	3	25	56	5	4	.313	.302	3
<b>Minor League Totals</b>		<b>.215</b>	<b>62</b>	<b>214</b>	<b>20</b>	<b>46</b>	<b>8</b>	<b>2</b>	<b>3</b>	<b>20</b>	<b>1</b>	<b>3</b>	<b>3</b>	<b>25</b>	<b>56</b>	<b>5</b>	<b>4</b>	<b>.313</b>	<b>.302</b>	<b>3</b>



**JEFRY LEONAL MARTE (PAULINO)****IF****Born:** La Romana, Dominican Republic, June 21, 1991; **Home:** La Romana, Dominican Republic**Bats:** Right; **Throws:** Right; **Height:** 6-1; **Weight:** 220**Obtained:** Acquired from the New York Mets in exchange for outfielder Collin Cowgill, December 18, 2012

Originally signed by the Mets as a non-drafted free agent on July 2, 2007...in 2008, was named the Sterling Award winner for the Mets' Gulf Coast League affiliate...played for the World Team in the All-Star Futures game in 2011...also played for Peoria in the Arizona Fall League following the 2011 season...in 2012, was named to the Midseason All-Star team in his Double-A with debut with Binghamton.

Year	Club	AVG.	G	AB	R	H	2B	3B	HR	RBI	SH	SF	HP	BB	SO	SB	CS	SLG	OBP	E
2008	GCL Mets (R)	.325	44	154	29	50	14	3	4	24	1	2	7	13	30	2	0	.532	.398	19
2009	Savannah (A)	.233	123	485	58	113	21	6	6	41	2	6	8	25	117	5	5	.338	.279	49
2010	Savannah (A)	.264	82	329	40	87	19	4	6	44	0	2	5	30	65	4	5	.401	.333	25
2011	St. Lucie (A)	.248	131	483	56	120	22	2	7	55	0	6	7	41	86	14	2	.346	.313	28
2012	Binghamton (AA)	.251	129	462	61	116	20	3	9	58	0	2	6	43	76	9	5	.366	.322	16
2013	Midland (AA)	.278	66	245	33	68	17	1	2	28	0	4	4	25	49	8	1	.380	.349	13
	AZL A's (R)	.167	5	12	0	2	0	0	0	0	0	0	0	3	5	0	0	.167	.333	0
<b>Minor League Totals</b>		<b>.256</b>	<b>580</b>	<b>2170</b>	<b>277</b>	<b>556</b>	<b>113</b>	<b>19</b>	<b>34</b>	<b>250</b>	<b>3</b>	<b>22</b>	<b>37</b>	<b>180</b>	<b>428</b>	<b>42</b>	<b>18</b>	<b>.373</b>	<b>.321</b>	<b>150</b>

**HIRAM GABRIEL MARTINEZ (BALDENEGRO)****IF****Born:** Hermosillo, Sonora, Mexico, September 30, 1992; **Home:** Hermosillo, Sonora, Mexico**Bats:** Switch; **Throws:** Right; **Height:** 5-11; **Weight:** 154**Obtained:** Signed as a non-drafted free agent, April 5, 2010

Spent last season in the Mexican League, hitting a career best .222 in 56 games.

Year	Club	AVG.	G	AB	R	H	2B	3B	HR	RBI	SH	SF	HP	BB	SO	SB	CS	SLG	OBP	E
2010	AZL A's (R)	.188	26	64	6	12	2	0	0	4	1	0	0	8	17	1	0	.219	.278	14
2011	DSL A's (R)	.095	8	21	1	2	1	0	0	0	0	0	0	0	2	0	2	.143	.095	6
2012	DSL A's (R)	.205	16	44	1	9	0	0	5	0	4	0	0	5	2	3	.205	.188	5	
	AZL A's (R)	.143	8	21	1	3	1	0	0	4	0	0	0	3	0	0	.190	.143	0	
2013	Quintana Roo (MX)	.222	56	63	13	14	2	0	0	7	1	1	1	3	9	0	1	.254	.265	4
<b>Minor League Totals</b>		<b>.173</b>	<b>58</b>	<b>150</b>	<b>9</b>	<b>26</b>	<b>4</b>	<b>0</b>	<b>0</b>	<b>13</b>	<b>1</b>	<b>4</b>	<b>0</b>	<b>8</b>	<b>27</b>	<b>3</b>	<b>5</b>	<b>.200</b>	<b>.210</b>	<b>25</b>
<b>Mexican League Totals</b>		<b>.222</b>	<b>56</b>	<b>63</b>	<b>13</b>	<b>14</b>	<b>2</b>	<b>0</b>	<b>0</b>	<b>7</b>	<b>1</b>	<b>1</b>	<b>1</b>	<b>3</b>	<b>9</b>	<b>0</b>	<b>1</b>	<b>.254</b>	<b>.265</b>	<b>4</b>

**SCOTT ANTHONY MASIK****OF****Born:** Santa Cruz, California, January 10, 1991; **Home:** Santa Cruz, California**Bats:** Right; **Throws:** Right; **Height:** 6-2; **Weight:** 180**Obtained:** Selected in the 21<sup>st</sup> round of the 2013 First-Year Player Draft

Graduated from Archbishop Mitty HS (CA)...attended Cal State-Los Angeles after transferring from Cabrillo College...signed by Rick Magnante...was named to the All-CCAA first team and All-West Region honorable mention team after his senior season.

Year	Club	AVG.	G	AB	R	H	2B	3B	HR	RBI	SH	SF	HP	BB	SO	SB	CS	SLG	OBP	E
2013	AZL A's (R)	.250	22	64	12	16	2	1	0	4	1	0	2	16	16	2	0	.313	.415	0
<b>Minor League Totals</b>		<b>.250</b>	<b>22</b>	<b>64</b>	<b>12</b>	<b>16</b>	<b>2</b>	<b>1</b>	<b>0</b>	<b>4</b>	<b>1</b>	<b>0</b>	<b>2</b>	<b>16</b>	<b>16</b>	<b>2</b>	<b>0</b>	<b>.313</b>	<b>.415</b>	<b>0</b>

**JONATHAN PETER MASSAD****RHP**

Goes by "Jonnie"

**Born:** Worcester, Massachusetts, April 19, 1991; **Home:** Shrewsbury, Massachusetts**Bats:** Right; **Throws:** Right; **Height:** 6-1; **Weight:** 210**Obtained:** Selected in the 25<sup>th</sup> round of the 2013 First-Year Player Draft

Graduated from St. John's HS (MA)...attended Southern New Hampshire University...signed by Ron Vaughn.

Year	Club	W	L	ERA	G	GS	CG	SHO	SV	IP	H	R	ER	HR	HB	BB	IBB	SO	WP	BK
2013	AZL A's (R)	1	4	3.90	17	2	0	0	0	30.0	34	15	13	3	4	5	0	24	2	0
<b>Minor League Totals</b>		<b>1</b>	<b>4</b>	<b>3.90</b>	<b>17</b>	<b>2</b>	<b>0</b>	<b>0</b>	<b>0</b>	<b>30.0</b>	<b>34</b>	<b>15</b>	<b>13</b>	<b>3</b>	<b>4</b>	<b>5</b>	<b>0</b>	<b>24</b>	<b>2</b>	<b>0</b>

**REYNALDO VALENTIN MATEO (MARTINEZ)****C****Born:** Santo Domingo, Dominican Republic, July 16, 1989; **Home:** Santo Domingo, Dominican Republic**Bats:** Right; **Throws:** Right; **Height:** 5-10; **Weight:** 210**Obtained:** Signed as a free agent to a minor league contract, November 9, 2007

## Organizational Players, continued

Signed by Angel Eusebio and Raymond Abreu.

Year	Club	AVG.	G	AB	R	H	2B	3B	HR	RBI	SH	SF	HP	BB	SO	SB	CS	SLG	OBP	E
2009	DSL A's (R)	.364	41	107	17	39	12	0	3	21	1	0	6	18	21	3	1	.561	.481	7
2010	DSL A's (R)	.236	56	157	19	37	9	0	1	14	0	3	8	32	36	6	1	.312	.385	8
2011	AZL A's (R)	.266	39	128	21	34	8	2	6	25	0	3	8	9	38	0	0	.500	.345	6
2012	Vermont (A)	.247	21	73	7	18	4	1	2	8	3	1	0	6	32	1	0	.411	.300	2
	AZL A's (R)	.400	19	75	20	30	8	2	5	27	0	5	1	5	18	1	0	.760	.419	2
2013	Vermont (A)	.056	7	18	0	1	1	0	0	1	1	0	0	0	9	0	0	.111	.056	0
<b>Minor League Totals</b>		<b>.285</b>	<b>183</b>	<b>558</b>	<b>84</b>	<b>159</b>	<b>42</b>	<b>5</b>	<b>17</b>	<b>96</b>	<b>5</b>	<b>12</b>	<b>23</b>	<b>70</b>	<b>154</b>	<b>11</b>	<b>2</b>	<b>.470</b>	<b>.380</b>	<b>25</b>

### RYAN TAYLOR MATHEWS

OF

**Born:** Orlando, Florida, August 1, 1989; **Home:** Orlando, Florida

**Bats:** Right; **Throws:** Right; **Height:** 6-3; **Weight:** 190

**Obtained:** Selected in the 27<sup>th</sup> round of the 2012 First-Year Player Draft

Graduated from North Carolina State...attended Santa Fe CC (FL)...signed by Neil Avent...finished 2013 tied for fourth among A's farmhands in doubles, tied for sixth in extra-base hits, and tied for ninth in slugging percentage.

Year	Club	AVG.	G	AB	R	H	2B	3B	HR	RBI	SH	SF	HP	BB	SO	SB	CS	SLG	OBP	E
2012	AZL A's (R)	.250	21	60	7	15	7	2	1	12	0	1	0	5	10	3	0	.483	.303	0
2013	Beloit (A)	.260	122	419	64	109	32	2	14	55	3	1	4	45	98	7	4	.446	.783	2
<b>Minor League Totals</b>		<b>.259</b>	<b>143</b>	<b>479</b>	<b>71</b>	<b>124</b>	<b>39</b>	<b>4</b>	<b>15</b>	<b>67</b>	<b>3</b>	<b>2</b>	<b>4</b>	<b>50</b>	<b>108</b>	<b>10</b>	<b>4</b>	<b>.451</b>	<b>.333</b>	<b>2</b>

### WILLIAM LANDIS MCKINNEY

OF

Goes by "Billy"

**Born:** Dallas, Texas, August 23, 1994; **Home:** Plano, Texas

**Bats:** Left; **Throws:** Left; **Height:** 6-1; **Weight:** 195

**Obtained:** Selected in the 1<sup>st</sup> round of the 2013 First-Year Player Draft

Graduated from Plano West Senior HS (TX)...signed by Armann Brown...batted .372 with four home runs and 17 RBI as a high school senior...struck out just six times in 130 plate appearances...led the Arizona League A's in batting average in 2013 (min. 50 AB) before his promotion to Vermont on August 28.

Year	Club	AVG.	G	AB	R	H	2B	3B	HR	RBI	SH	SF	HP	BB	SO	SB	CS	SLG	OBP	E
2013	AZL A's (R)	.320	46	181	31	58	7	2	2	20	0	4	4	17	29	7	0	.414	.383	2
	Vermont (A)	.353	9	34	5	12	2	1	1	6	0	0	0	3	4	1	1	.559	.405	0
<b>Minor League Totals</b>		<b>.326</b>	<b>55</b>	<b>215</b>	<b>36</b>	<b>70</b>	<b>9</b>	<b>3</b>	<b>3</b>	<b>26</b>	<b>0</b>	<b>4</b>	<b>4</b>	<b>20</b>	<b>33</b>	<b>8</b>	<b>1</b>	<b>.437</b>	<b>.387</b>	<b>2</b>

### BLAKE ANDREW MCMULLEN

RHP

**Born:** Enid, Oklahoma, February 15, 1991; **Home:** Enid, Oklahoma

**Bats:** Right; **Throws:** Right; **Height:** 6-1; **Weight:** 200

**Obtained:** Selected in the 29<sup>th</sup> round of the 2013 First-Year Player Draft

Graduated from Enid HS (OK)...attended the University of Science and Arts of Oklahoma after beginning his collegiate career at Pratt Community College...signed by Yancy Ayres.

Year	Club	W	L	ERA	G	GS	CG	SHO	SV	IP	H	R	ER	HR	HB	BB	IBB	SO	WP	BK
2013	AZL A's (R)	0	2	5.11	15	1	0	0	0	24.2	31	22	14	1	1	14	2	20	8	0
<b>Minor League Totals</b>		<b>0</b>	<b>2</b>	<b>5.11</b>	<b>15</b>	<b>1</b>	<b>0</b>	<b>0</b>	<b>0</b>	<b>24.2</b>	<b>31</b>	<b>22</b>	<b>14</b>	<b>1</b>	<b>1</b>	<b>14</b>	<b>2</b>	<b>20</b>	<b>8</b>	<b>0</b>

### BENJAMIN JAMES MCQUOWN

OF

**Born:** Honolulu, Hawaii, February 6, 1990; **Home:** Waianae, Hawaii

**Bats:** Right; **Throws:** Right; **Height:** 5-10; **Weight:** 175

**Obtained:** Selected in the 30<sup>th</sup> round of the 2013 First-Year Player Draft

Graduated from Waianae HS (HI)...attended Campbell University and Lower Columbia Community College...signed by Neil Avent...as a senior, named to the All-Big South first team, NCBWA All-America second team, and *Baseball America* All-America third team.

Year	Club	AVG.	G	AB	R	H	2B	3B	HR	RBI	SH	SF	HP	BB	SO	SB	CS	SLG	OBP	E
2013	AZL A's (R)	.277	33	101	22	28	7	1	0	7	1	1	3	22	30	10	2	.366	.417	2
<b>Minor League Totals</b>		<b>.277</b>	<b>33</b>	<b>101</b>	<b>22</b>	<b>28</b>	<b>7</b>	<b>1</b>	<b>0</b>	<b>7</b>	<b>1</b>	<b>1</b>	<b>3</b>	<b>22</b>	<b>30</b>	<b>10</b>	<b>2</b>	<b>.366</b>	<b>.417</b>	<b>2</b>

**JUNIOR RAFAEL MENDEZ****RHP****Born:** Santo Domingo, Dominican Republic, September 20, 1992; **Home:** Patchogue, New York**Bats:** Right; **Throws:** Right; **Height:** 6-1; **Weight:** 210**Obtained:** Selected in the 16<sup>th</sup> round of the 2013 First-Year Player Draft

Graduated from Patchogue-Medford HS (NY)...attended Southern New Hampshire University...signed by Ron Vaughn...one of two players from Southern New Hampshire University drafted by the A's in the 2013 draft (Massad).

Year	Club	W	L	ERA	G	GS	CG	SHO	SV	IP	H	R	ER	HR	HB	BB	IBB	SO	WP	BK
2013	AZL A's (R)	0	1	4.50	10	1	0	0	0	20.0	19	10	10	2	1	6	0	21	1	0
	Vermont (R)	0	0	0.93	9	0	0	0	0	19.1	13	4	2	0	0	9	1	19	1	0
<b>Minor League Totals</b>		<b>0</b>	<b>1</b>	<b>2.75</b>	<b>19</b>	<b>1</b>	<b>0</b>	<b>0</b>	<b>0</b>	<b>39.1</b>	<b>32</b>	<b>14</b>	<b>12</b>	<b>2</b>	<b>1</b>	<b>15</b>	<b>1</b>	<b>40</b>	<b>2</b>	<b>0</b>

**MELVIN MERCEDES****IF****Born:** New York, New York, January 13, 1992; **Home:** Bronx, New York**Bats:** Switch; **Throws:** Right; **Height:** 5-6; **Weight:** 170**Obtained:** Selected in the 16<sup>th</sup> round of the 2012 First-Year Player Draft

Attended the College of Central Florida...signed by Trevor Schaffer.

Year	Club	AVG.	G	AB	R	H	2B	3B	HR	RBI	SH	SF	HP	BB	SO	SB	CS	SLG	OBP	E
2012	AZL A's (R)	.381	31	105	24	40	10	1	0	12	2	0	1	10	15	1	0	.495	.440	8
2013	Vermont (A)	.228	49	145	15	33	3	0	0	9	3	1	2	21	30	5	6	.248	.331	11
<b>Minor League Totals</b>		<b>.292</b>	<b>80</b>	<b>250</b>	<b>39</b>	<b>73</b>	<b>13</b>	<b>1</b>	<b>0</b>	<b>21</b>	<b>5</b>	<b>1</b>	<b>3</b>	<b>31</b>	<b>45</b>	<b>6</b>	<b>6</b>	<b>.352</b>	<b>.375</b>	<b>19</b>

**JOSEPH HAMILTON MICHAUD****RHP****Born:** Fredericksburg, Virginia, April 4, 1991; **Home:** Milford, Connecticut**Bats:** Right; **Throws:** Right; **Height:** 6-5; **Weight:** 200**Obtained:** Selected in the 33<sup>rd</sup> round of the 2013 First-Year Player Draft

Graduated from Foran HS (CT)...attended Bryant University...signed by Ron Vaughn.

Year	Club	W	L	ERA	G	GS	CG	SHO	SV	IP	H	R	ER	HR	HB	BB	IBB	SO	WP	BK
2013	AZL A's (R)	1	0	3.77	10	2	0	0	0	14.1	17	8	6	1	0	9	0	24	2	0
	Vermont (A)	0	1	3.86	2	0	0	0	0	4.2	4	4	2	0	1	1	0	6	0	0
<b>Minor League Totals</b>		<b>1</b>	<b>1</b>	<b>3.79</b>	<b>12</b>	<b>2</b>	<b>0</b>	<b>0</b>	<b>0</b>	<b>19.0</b>	<b>21</b>	<b>12</b>	<b>8</b>	<b>1</b>	<b>1</b>	<b>10</b>	<b>0</b>	<b>30</b>	<b>2</b>	<b>0</b>

**JOSHUA RONNIE MILLER****C****Born:** West Palm Beach, Florida, May 11, 1991; **Home:** Columbia, South Carolina**Bats:** Right; **Throws:** Right; **Height:** 5-9; **Weight:** 195**Obtained:** Selected in the 23<sup>rd</sup> round of the 2013 First-Year Player Draft

Graduated from Chapin HS (SC)...attended the University of South Carolina-Aiken...signed by Neil Avent.

Year	Club	AVG.	G	AB	R	H	2B	3B	HR	RBI	SH	SF	HP	BB	SO	SB	CS	SLG	OBP	E
2013	Vermont (A)	.176	40	131	17	23	5	0	0	6	1	0	2	9	23	4	2	.214	.239	4
<b>Minor League Totals</b>		<b>.176</b>	<b>40</b>	<b>131</b>	<b>17</b>	<b>23</b>	<b>5</b>	<b>0</b>	<b>0</b>	<b>6</b>	<b>1</b>	<b>0</b>	<b>2</b>	<b>9</b>	<b>23</b>	<b>4</b>	<b>2</b>	<b>.214</b>	<b>.239</b>	<b>4</b>

**MAXWELL STEVEN MUNCY****IF**

Goes by "Max"

**Born:** Midland, Texas, August 25, 1990; **Home:** Keller, Texas**Bats:** Left; **Throws:** Right; **Height:** 6-0; **Weight:** 205**Obtained:** Selected in the 5<sup>th</sup> round of the 2012 First-Year Player DraftGraduated from Keller HS (TX)...attended Baylor University...was a Freshman All-American in 2010 and an All-Big 12 selection in 2011 and 2012...signed by Armann Brown...originally drafted by Cleveland in the 41<sup>st</sup> round of the June, 2009 First-Year Player Draft but did not sign...led all A's farmhands in home runs (25), RBI (100), walks (88) and total bases (249) in 2013...also finished third in hits (143), runs (89) and extra-base hits...named to the California League Midseason All-Star team...played for the Mesa Solar Sox in the Arizona Fall League following the season.

Year	Club	AVG.	G	AB	R	H	2B	3B	HR	RBI	SH	SF	HP	BB	SO	SB	CS	SLG	OBP	E
2012	Burlington (A)	.275	64	229	34	63	20	2	4	23	0	3	1	41	37	3	1	.432	.383	6
2013	Stockton (A)	.285	93	351	67	100	13	1	21	76	0	6	7	64	68	1	1	.507	.400	3
	Midland (A)	.250	47	172	22	43	12	2	4	24	0	1	0	24	34	0	1	.413	.340	6
<b>Minor League Totals</b>		<b>.274</b>	<b>204</b>	<b>752</b>	<b>123</b>	<b>206</b>	<b>45</b>	<b>5</b>	<b>29</b>	<b>123</b>	<b>0</b>	<b>10</b>	<b>8</b>	<b>129</b>	<b>139</b>	<b>4</b>	<b>3</b>	<b>.463</b>	<b>.382</b>	<b>15</b>

## Organizational Players, continued

### YAIRO MUNOZ

INF

**Born:** Nagua Dominican Republic, January 23, 1995; **Home:** Nagua, Dominican Republic

**Bats:** Right; **Throws:** Right; **Height:** 6-0; **Weight:** 180

**Obtained:** Signed as a non-drafted free agent, January 27, 2012

Signed by Angel Eusebio and Raymond Abreu.

Year	Club	AVG.	G	AB	R	H	2B	3B	HR	RBI	SH	SF	HP	BB	SO	SB	CS	SLG	OBP	E
2012	DSL A's (R)	.229	32	105	13	24	7	3	0	22	1	2	1	10	23	4	3	.352	.297	12
2013	AZL A's (R)	.194	25	67	8	13	3	0	1	5	0	1	2	7	11	1	0	.284	.286	4
<b>Minor League Totals</b>		<b>.215</b>	<b>57</b>	<b>172</b>	<b>21</b>	<b>37</b>	<b>10</b>	<b>3</b>	<b>1</b>	<b>27</b>	<b>1</b>	<b>3</b>	<b>3</b>	<b>17</b>	<b>34</b>	<b>5</b>	<b>3</b>	<b>.326</b>	<b>.292</b>	<b>16</b>

### SEAN MURPHY

RHP

**Born:** Philadelphia, Pennsylvania, August 23, 1988; **Home:** Philadelphia, Pennsylvania

**Bats:** Switch; **Throws:** Right; **Height:** 6-6; **Weight:** 225

**Obtained:** Selected in the 33<sup>rd</sup> round of the 2010 First-Year Player Draft

Graduated from North Catholic HS (PA)...attended Keystone College...signed by Marc Sauer...ranked second among A's minor leaguers in innings pitched in 2012, tied for second in wins, was third in strikeouts and ninth in ERA...was named Midwest League Pitcher of the Week for the period ending April 30 and California League Pitcher of the Week for the period ending June 11...in 2013, finished second among A's farmhands in strikeouts (140), tied for fifth in wins (10) and innings pitched (155.1), and eighth in ERA (3.94).

Year	Club	W	L	ERA	G	GS	CG	SHO	SV	IP	H	R	ER	HR	HB	BB	IBB	SO	WP	BK
2010	AZL A's (R)	3	0	2.57	14	0	0	0	2	21.0	15	9	6	0	1	8	1	32	1	0
2011	Stockton (A)	1	0	1.50	1	1	0	0	0	6.0	6	1	1	0	0	1	0	5	0	0
	Burlington (A)	1	3	6.33	15	6	0	0	0	42.2	57	31	30	5	3	10	0	34	3	0
2012	Stockton (A)	8	8	4.80	19	19	0	0	0	108.2	98	67	58	21	4	35	0	107	8	1
	Burlington (A)	3	4	1.97	8	8	0	0	0	50.1	35	14	11	4	1	17	0	52	2	0
2013	Stockton (A)	2	1	2.89	3	3	0	0	0	18.2	19	8	6	4	2	4	0	19	0	0
	Midland (AA)	8	8	4.08	25	24	0	0	0	136.2	137	65	62	9	7	50	0	121	8	0
<b>Minor League Totals</b>		<b>26</b>	<b>24</b>	<b>4.08</b>	<b>85</b>	<b>61</b>	<b>0</b>	<b>0</b>	<b>2</b>	<b>384.0</b>	<b>367</b>	<b>195</b>	<b>174</b>	<b>43</b>	<b>18</b>	<b>125</b>	<b>1</b>	<b>370</b>	<b>22</b>	<b>1</b>

### D'ARBY E. MYERS

OF

**Born:** Los Angeles, California, December 9, 1988; **Home:** Los Angeles, California

**Bats:** Right; **Throws:** Right; **Height:** 6-3; **Weight:** 175

**Obtained:** Signed as a minor league free agent, November 30, 2012; re-signed as a minor league free agent, September 17, 2013

Graduated from Westchester HS (CA)...was originally selected by Philadelphia in the 4<sup>th</sup> round of the June, 2006 First-Year Player Draft...signed by Tim Kissner (Philadelphia)...is the cousin of former NBA All-Star Shaquille O'Neal... posted the longest hitting streak in professional baseball in 2013 with Midland (33 games)...streak was four games short of tying the Texas League record streak of 37 games (Bobby Trevino, 1969, El Paso)...was named to the Texas League Midseason All-Star Team.

Year	Club	AVG.	G	AB	R	H	2B	3B	HR	RBI	SH	SF	HP	BB	SO	SB	CS	SLG	OBP	E
2006	GCL Phillies (R)	.313	31	128	20	40	7	1	2	13	0	0	1	7	32	11	4	.430	.353	4
2007	Williamsport (A)	.240	46	179	28	43	7	0	1	17	2	1	1	11	34	11	6	.296	.286	1
2008	Lakewood (A)	.174	64	207	28	36	7	2	1	10	4	1	1	14	52	10	1	.242	.229	2
	Williamsport (A)	.266	50	199	29	53	13	2	1	15	2	0	2	14	28	7	4	.367	.321	2
2009	Lakewood (A)	.270	83	270	41	73	14	5	2	23	4	0	3	12	62	16	4	.381	.309	4
2010	Clearwater (A)	.268	66	239	28	64	9	2	3	28	1	1	3	15	64	14	3	.360	.318	3
2011	Clearwater (A)	.235	44	136	16	32	2	3	1	9	3	1	2	5	30	5	1	.316	.271	1
	GCL Phillies (R)	.222	2	9	0	2	0	0	0	0	0	0	0	0	1	0	0	.222	.222	0
2012	Reading (AA)	.306	47	121	19	37	5	0	3	10	0	0	0	6	20	7	0	.421	.339	1
	Clearwater (A)	.304	20	69	12	21	6	1	1	9	0	2	0	3	9	5	1	.464	.324	2
2013	Midland (AA)	.285	118	485	75	138	29	3	5	51	9	2	10	16	70	20	10	.388	.320	2
<b>Minor League Totals</b>		<b>.264</b>	<b>571</b>	<b>2042</b>	<b>296</b>	<b>539</b>	<b>99</b>	<b>19</b>	<b>20</b>	<b>185</b>	<b>25</b>	<b>8</b>	<b>23</b>	<b>103</b>	<b>402</b>	<b>106</b>	<b>34</b>	<b>.360</b>	<b>.306</b>	<b>22</b>

### HIROYUKI NAKAJIMA

IF

**Born:** Itami, Hyogo, Japan, July 31, 1982; **Home:** Tokyo, Japan

**Bats:** Right; **Throws:** Right; **Height:** 5-11; **Weight:** 198

**Obtained:** Signed as a free agent, December 18, 2012

Spent 11 seasons playing for Seibu in Japan...hit .302 with 162 home runs and 738 RBI in 1225 career games...was an eight-time Nippon Professional Baseball All-Star (2004, 2006-12)...was a four-time Best Nine Award winner at shortstop (2008-09, 11-12) and a three-time Gold Glove winner...played for Japan Series Champions in 2004 and 2008...played for Japan in the 2008 Olympics and 2009 World Baseball Classic...in 2013, went to big league camp with the A's but injured his hamstring and was placed on the 15-day disabled list on March 31...began season on an MLB rehab assignment in Sacramento and was optioned to Triple-A on May 23...was outrighted on August 17.

Year	Club	AVG.	G	AB	R	H	2B	3B	HR	RBI	SH	SF	HP	BB	SO	SB	CS	SLG	OBP	E
2002	Seibu (Japan)	.143	4	7	0	1	0	0	0	0	0	0	0	2	0	0	.143	.143	-	
2003	Seibu (Japan)	.258	44	89	12	23	3	1	4	11	0	0	4	5	22	1	2	.449	.327	-
2004	Seibu (Japan)	.287	133	502	70	144	22	3	27	90	3	4	11	39	108	18	2	.504	.349	-
2005	Seibu (Japan)	.274	118	405	56	111	21	2	11	60	3	3	11	22	67	11	3	.417	.327	-
2006	Seibu (Japan)	.306	105	412	76	126	22	1	16	63	0	4	13	30	66	14	4	.481	.368	-
2007	Seibu (Japan)	.300	143	533	68	160	28	5	12	74	1	5	13	41	134	9	4	.439	.361	-
2008	Seibu (Japan)	.331	124	486	75	161	32	0	21	81	0	3	12	55	96	25	5	.527	.410	-
2009	Seibu (Japan)	.309	144	560	100	173	31	3	22	92	0	3	10	75	113	20	12	.493	.398	-
2010	Seibu (Japan)	.314	130	503	80	158	33	3	20	93	0	11	13	52	97	15	5	.511	.385	-
2011	Seibu (Japan)	.297	144	566	82	168	27	1	16	100	0	11	12	44	93	21	2	.433	.354	-
2012	Seibu (Japan)	.311	136	499	69	155	29	1	13	74	1	6	9	52	76	7	6	.451	.382	-
2013	Sacramento (AAA)	.283	90	346	40	98	17	0	4	34	0	9	6	23	83	3	1	.367	.331	9
<b>Minor League Totals</b>		<b>.283</b>	<b>90</b>	<b>346</b>	<b>40</b>	<b>98</b>	<b>17</b>	<b>0</b>	<b>4</b>	<b>34</b>	<b>0</b>	<b>9</b>	<b>6</b>	<b>23</b>	<b>83</b>	<b>3</b>	<b>1</b>	<b>.367</b>	<b>.331</b>	<b>9</b>
<b>Japan Totals</b>		<b>.302</b>	<b>1225</b>	<b>4562</b>	<b>688</b>	<b>1380</b>	<b>248</b>	<b>20</b>	<b>162</b>	<b>738</b>	<b>8</b>	<b>50</b>	<b>108</b>	<b>415</b>	<b>874</b>	<b>141</b>	<b>45</b>	<b>.472</b>	<b>.371</b>	<b>-</b>

### CARLOS MANUEL NAVAS

RHP

**Born:** Puerto Cabello, Venezuela, August 13, 1992; **Home:** Patanemo, Venezuela

**Bats:** Right; **Throws:** Right; **Height:** 6-0; **Weight:** 195

**Obtained:** Signed as a non-drafted free agent, May 6, 2010

Signed by Julio Franco and Juan Carlos Villanueva.

Year	Club	W	L	ERA	G	GS	CG	SHO	SV	IP	H	R	ER	HR	HB	BB	IBB	SO	WP	BK
2010	DSL A's (R)	2	2	1.66	13	5	0	0	0	43.1	30	9	8	0	6	15	0	30	2	1
2011	DSL A's (R)	0	0	13.50	1	1	0	0	0	0.2	0	1	1	0	1	0	0	0	0	0
2012	DSL A's (R)	4	5	1.38	14	12	0	0	0	65.1	51	21	10	0	6	11	0	54	2	2
2013	AZL A's (R)	1	2	4.83	12	7	0	0	0	50.1	55	31	27	4	5	12	0	23	4	2
<b>Minor League Totals</b>		<b>7</b>	<b>9</b>	<b>2.59</b>	<b>40</b>	<b>25</b>	<b>0</b>	<b>0</b>	<b>0</b>	<b>159.2</b>	<b>136</b>	<b>62</b>	<b>46</b>	<b>4</b>	<b>18</b>	<b>38</b>	<b>0</b>	<b>107</b>	<b>8</b>	<b>5</b>

### ZACHARY S. NEAL

RHP

**Born:** Columbia, South Carolina, November 9, 1988; **Home:** Flower Mound, Texas

**Bats:** Right; **Throws:** Right; **Height:** 6-3; **Weight:** 215

**Obtained:** Signed as a free agent to a minor league contract, March 28, 2013

Graduated from Flower Mound HS (TX)...attended the University of Oklahoma...originally drafted by Florida in the 17<sup>th</sup> round of the June, 2010 First-Year Player Draft...was released by Miami on March 26, 2013 and signed with Oakland two days later...was one of nine A's farmhands to toss a complete game in 2013 (July 23 at Frisco).

Year	Club	W	L	ERA	G	GS	CG	SHO	SV	IP	H	R	ER	HR	HB	BB	IBB	SO	WP	BK
2010	GCL Marlins (R)	1	0	0.84	3	2	0	0	0	10.2	8	2	1	0	1	1	0	16	0	0
	Jamestown (A)	1	1	1.74	4	4	0	0	0	20.2	19	10	4	1	1	2	0	21	0	0
2011	Greensboro (A)	7	6	4.16	22	22	0	0	0	119.0	124	61	55	12	15	41	1	84	3	0
2012	Jupiter (A)	4	1	1.21	9	8	0	0	0	44.2	41	7	6	2	0	10	1	33	0	0
	Jacksonville (AA)	4	6	3.80	21	10	0	0	0	68.2	77	36	29	4	3	12	0	45	1	0
2013	Midland (AA)	8	12	4.35	28	28	1	1	0	165.2	172	95	80	18	6	36	1	96	2	2
<b>Minor League Totals</b>		<b>25</b>	<b>26</b>	<b>3.67</b>	<b>87</b>	<b>74</b>	<b>1</b>	<b>1</b>	<b>0</b>	<b>429.1</b>	<b>441</b>	<b>211</b>	<b>175</b>	<b>37</b>	<b>26</b>	<b>102</b>	<b>3</b>	<b>295</b>	<b>6</b>	<b>2</b>

### ALEX NOLASCO (PAULINO)

LHP

**Born:** Santo Domingo, Dominican Republic, September 11, 1990; **Home:** Santo Domingo, Dominican Republic

**Bats:** Left; **Throws:** Left; **Height:** 6-3; **Weight:** 215

**Obtained:** Signed as a non-drafted free agent, March 4, 2009

Signed by Angel Eusebio and Raymond Abreu.

## Organizational Players, continued

Year	Club	W	L	ERA	G	GS	CG	SHO	SV	IP	H	R	ER	HR	HB	BB	IBB	SO	WP	BK
2009	DSL A's (R)	0	3	13.00	6	3	0	0	0	9.0	11	15	13	1	3	15	0	7	8	1
2010	DSL A's (R)	2	0	3.38	12	0	0	0	0	18.2	9	9	7	0	2	28	0	15	8	1
2011	DSL A's (R)	1	3	4.46	18	2	0	0	0	34.1	25	21	17	1	2	32	0	25	15	0
2012	DSL A's (R)	2	3	3.35	17	0	0	0	2	48.1	43	23	18	1	9	17	0	37	6	0
2013	AZL A's (R)	2	3	5.66	14	5	0	0	0	41.1	38	28	26	3	5	33	2	22	4	0
<b>Minor League Totals</b>		<b>7</b>	<b>12</b>	<b>4.81</b>	<b>67</b>	<b>10</b>	<b>0</b>	<b>0</b>	<b>2</b>	<b>151.2</b>	<b>126</b>	<b>96</b>	<b>81</b>	<b>6</b>	<b>21</b>	<b>125</b>	<b>2</b>	<b>106</b>	<b>41</b>	<b>2</b>

### RENATO RAFAEL NUNEZ

IF

**Born:** Valencia, Carabobo, Venezuela, April 4, 1994; **Home:** Valencia, Carabobo, Venezuela

**Bats:** Right; **Throws:** Right; **Height:** 6-1; **Weight:** 200

**Obtained:** Signed as a non-drafted free agent, July 2, 2010

Signed by Julio Franco and Juan Carlos Villanueva...was named to the Midwest League Midseason All-Star Team in 2013...finished among the top 10 among A's farmhands in RBI (T-6<sup>th</sup>), total bases (7<sup>th</sup>), home runs (7<sup>th</sup>), and hits (8<sup>th</sup>) in 2013.

Year	Club	AVG.	G	AB	R	H	2B	3B	HR	RBI	SH	SF	HP	BB	SO	SB	CS	SLG	OBP	E
2011	DSL A's (R)	.268	53	194	20	52	12	0	5	28	1	2	4	6	42	1	2	.407	.301	30
2012	AZL A's (R)	.325	42	160	31	52	18	3	4	42	0	3	6	17	32	4	0	.550	.403	7
2013	Beloit (A)	.258	128	508	69	131	27	0	19	85	1	3	5	28	136	2	2	.423	.301	39
<b>Minor League Totals</b>		<b>.273</b>	<b>223</b>	<b>862</b>	<b>120</b>	<b>235</b>	<b>57</b>	<b>3</b>	<b>28</b>	<b>155</b>	<b>2</b>	<b>8</b>	<b>15</b>	<b>51</b>	<b>210</b>	<b>7</b>	<b>4</b>	<b>.443</b>	<b>.322</b>	<b>76</b>

### CHAD OBERACKER

OF

**Born:** Erie, Pennsylvania, January 1, 1989; **Home:** Erie, Pennsylvania

**Bats:** Left; **Throws:** Left; **Height:** 5-11; **Weight:** 195

**Obtained:** Selected in the 25<sup>th</sup> round of the 2011 First-Year Player Draft

Graduated from McDowell HS (PA)...graduated from Tennessee Tech...signed by Matt Ranson...in 2012, led A's minor leaguers in steals, was second in extra base hits, tied for third in hits and triples, was fourth in total bases, sixth in runs scored and eighth in slugging...led A's farmhands with 12 triples in 2013.

Year	Club	AVG.	G	AB	R	H	2B	3B	HR	RBI	SH	SF	HP	BB	SO	SB	CS	SLG	OBP	E
2011	Vermont (A)	.293	47	157	24	46	5	2	0	12	2	1	0	20	32	13	2	.350	.371	1
2012	Stockton (A)	.260	107	454	64	118	25	7	13	48	2	3	3	43	96	25	3	.432	.326	6
	Burlington (A)	.317	16	63	14	20	5	1	2	7	2	0	1	8	9	5	1	.524	.403	0
2013	Midland (AA)	.237	120	448	55	106	26	12	6	54	5	6	6	41	101	17	1	.388	.305	5
<b>Minor League Totals</b>		<b>.258</b>	<b>290</b>	<b>1122</b>	<b>157</b>	<b>290</b>	<b>61</b>	<b>22</b>	<b>21</b>	<b>121</b>	<b>11</b>	<b>10</b>	<b>10</b>	<b>112</b>	<b>238</b>	<b>60</b>	<b>7</b>	<b>.408</b>	<b>.329</b>	<b>12</b>

### MATTHEW KENT OLSON

IF

Goes by "Matt"

**Born:** Atlanta, Georgia, March 29, 1994; **Home:** Lilburn, Florida

**Bats:** Left; **Throws:** Right; **Height:** 6-5; **Weight:** 230

**Obtained:** Selected in the 1<sup>st</sup> round of the 2012 First-Year Player Draft

Graduated from Parkview HS (GA)...signed by Matt Ranson...in 2013, finished second among A's farmhands in home runs, RBI and extra-base hits...also ended the year tied for fourth in doubles, seventh in walks, and ninth in total bases.

Year	Club	AVG.	G	AB	R	H	2B	3B	HR	RBI	SH	SF	HP	BB	SO	SB	CS	SLG	OBP	E
2012	Vermont (A)	.273	4	11	3	3	0	0	1	4	0	1	1	3	4	0	0	.545	.438	0
	AZL A's (R)	.282	46	177	29	50	16	1	8	41	0	2	2	16	46	0	0	.520	.345	3
2013	Beloit (A)	.225	134	481	69	108	32	0	23	93	0	3	2	72	148	4	3	.435	.326	9
<b>Minor League Totals</b>		<b>.241</b>	<b>184</b>	<b>669</b>	<b>101</b>	<b>161</b>	<b>48</b>	<b>1</b>	<b>32</b>	<b>138</b>	<b>0</b>	<b>6</b>	<b>5</b>	<b>91</b>	<b>198</b>	<b>4</b>	<b>3</b>	<b>.459</b>	<b>.333</b>	<b>12</b>

### RYAN RANDAL ORTIZ

C

**Born:** San Pedro, California, September 29, 1987; **Home:** Rancho Santa Fe, California

**Bats:** Right; **Throws:** Right; **Height:** 6-3; **Weight:** 215

**Obtained:** Selected in the 6<sup>th</sup> round of the 2009 First-Year Player Draft

Signed by Jim Coffman...graduated from St. Augustine HS (CA)...attended Oregon State University...was a two-time All-Pac 10 selection.

Year	Club	AVG.	G	AB	R	H	2B	3B	HR	RBI	SH	SF	HP	BB	SO	SB	CS	SLG	OBP	E
2009	Vancouver (A)	.258	48	151	25	39	12	1	4	24	0	0	6	26	29	3	0	.430	.338	5
2010	Stockton (A)	.277	58	188	35	52	12	1	8	35	1	1	1	36	47	1	0	.479	.394	8
2011	Midland (AA)	.237	47	152	19	36	4	0	2	14	1	1	8	21	40	2	0	.303	.357	9
	Stockton (A)	.340	28	97	17	33	5	0	4	21	0	2	1	21	22	2	0	.515	.455	5
2012	Midland (AA)	.167	44	144	19	24	5	1	2	13	1	1	3	21	40	0	0	.257	.284	10
	Stockton (A)	.248	38	129	23	32	5	1	5	25	0	3	1	27	31	1	1	.419	.375	3
2013	Sacramento (AAA)	.270	36	115	18	31	7	1	3	9	1	1	1	11	24	0	0	.426	.336	5
	Stockton (A)	.202	26	89	12	18	4	1	3	7	0	0	4	13	31	0	1	.371	.330	2
<b>Minor League Totals</b>		<b>.249</b>	<b>325</b>	<b>1065</b>	<b>168</b>	<b>265</b>	<b>54</b>	<b>6</b>	<b>31</b>	<b>148</b>	<b>4</b>	<b>9</b>	<b>25</b>	<b>176</b>	<b>264</b>	<b>9</b>	<b>2</b>	<b>.398</b>	<b>.365</b>	<b>47</b>

### DILLON RAY OVERTON

LHP

**Born:** Clinton, Oklahoma, August 17, 1991; **Home:** Weatherford, Oklahoma

**Bats:** Left; **Throws:** Left; **Height:** 6-2; **Weight:** 172

**Obtained:** Selected in the 2<sup>nd</sup> round of the 2013 First-Year Player Draft

Graduated from Weatherford HS (OK)...attended the University of Oklahoma...signed by Yancy Ayres...named to the All-Big 12 Second Team as a junior in 2013 and honorable mention in 2011 and 2012...was a 2011 *Collegiate Baseball* Freshman All-American...underwent "Tommy John" surgery in July, 2013.

Year	Club	W	L	ERA	G	GS	CG	SHO	SV	IP	H	R	ER	HR	HB	BB	IBB	SO	WP	BK
2013																				
(Injured - Did Not Play)																				

### CHIH-FANG PAN

IF

**Born:** Kaohsiung, Taiwan, November 12, 1990; **Home:** Kaohsiung, Taiwan

**Bats:** Switch; **Throws:** Right; **Height:** 5-11; **Weight:** 170

**Obtained:** Signed as a non-drafted free agent, April 2, 2010

Signed by Adam Hislop...was named a New York-Penn League Mid-Season All-Star in 2011.

Year	Club	AVG.	G	AB	R	H	2B	3B	HR	RBI	SH	SF	HP	BB	SO	SB	CS	SLG	OBP	E
2010	AZL A's (R)	.331	43	157	31	52	9	4	0	11	1	0	1	13	24	3	4	.439	.386	16
2011	Vermont (A)	.336	37	143	22	48	4	0	1	22	5	2	1	12	27	8	4	.385	.386	5
2012	Burlington (A)	.243	83	296	36	72	14	2	2	37	5	2	4	21	55	8	3	.324	.300	10
2013																				
(Injured - Did Not Play)																				
<b>Minor League Totals</b>		<b>.289</b>	<b>163</b>	<b>596</b>	<b>89</b>	<b>172</b>	<b>27</b>	<b>6</b>	<b>3</b>	<b>70</b>	<b>11</b>	<b>4</b>	<b>6</b>	<b>46</b>	<b>106</b>	<b>19</b>	<b>11</b>	<b>.369</b>	<b>.344</b>	<b>31</b>

### GREGORY MASWEL PAULINO (AQUINO)

RHP

**Born:** Palenque, Dominican Republic, February 4, 1993; **Home:** Keasbey, New Jersey

**Bats:** Right; **Throws:** Right; **Height:** 6-2; **Weight:** 202

**Obtained:** Signed as a free agent to a minor league contract, April 5, 2011

Signed by Angel Eusebio and Raymond Abreu.

Year	Club	W	L	ERA	G	GS	CG	SHO	SV	IP	H	R	ER	HR	HB	BB	IBB	SO	WP	BK
2011	AZL A's (R)	1	1	3.21	8	5	0	0	0	28.0	23	16	10	3	2	8	0	14	1	1
	DSL A's (R)	1	3	1.36	8	7	0	0	0	33.0	30	12	5	0	4	9	0	23	3	0
2012	AZL A's (R)	4	4	5.70	14	7	0	0	0	60.0	75	41	38	6	4	16	0	56	5	1
	DSL A's (R)	0	0	3.86	3	3	0	0	0	9.1	8	4	4	0	0	2	0	6	2	0
2013	Vermont (A)	2	3	2.79	7	5	0	0	0	29.0	28	11	9	2	2	8	0	22	0	0
<b>Minor League Totals</b>		<b>8</b>	<b>11</b>	<b>3.73</b>	<b>40</b>	<b>27</b>	<b>0</b>	<b>0</b>	<b>0</b>	<b>159.1</b>	<b>164</b>	<b>84</b>	<b>66</b>	<b>11</b>	<b>12</b>	<b>43</b>	<b>0</b>	<b>121</b>	<b>11</b>	<b>2</b>

### ANDY MIGUEL PAZ (GARRIGA)

C

**Born:** La Habana, Cuba, January 5, 1993; **Home:** L'Union, France

**Bats:** Right; **Throws:** Right; **Height:** 6-0; **Weight:** 170

**Obtained:** Signed as a non-drafted free agent, January 20, 2011

Signed by Tom Gillespie.

Year	Club	AVG.	G	AB	R	H	2B	3B	HR	RBI	SH	SF	HP	BB	SO	SB	CS	SLG	OBP	E
2011	DSL A's (R)	.315	24	73	8	23	3	0	0	7	0	0	4	14	10	3	3	.356	.451	7
2012	DSL A's (R)	.317	26	82	11	26	4	2	0	7	2	0	0	14	13	1	2	.415	.417	2
2013	AZL A's (R)	.228	33	92	7	21	4	0	2	11	0	0	0	10	18	0	1	.337	.304	0
<b>Minor League Totals</b>		<b>.283</b>	<b>83</b>	<b>247</b>	<b>26</b>	<b>70</b>	<b>11</b>	<b>2</b>	<b>2</b>	<b>25</b>	<b>2</b>	<b>0</b>	<b>4</b>	<b>38</b>	<b>41</b>	<b>4</b>	<b>6</b>	<b>.338</b>	<b>.388</b>	<b>9</b>

## Organizational Players, continued

### JENSI MOISES PERALTA (GOLIAL)

RHP

**Born:** Caracas, Venezuela, July 2, 1991; **Home:** Santo Domingo, Dominican Republic

**Bats:** Right; **Throws:** Right; **Height:** 6-2; **Weight:** 220

**Obtained:** Signed as a non-drafted free agent, February 8, 2008

Signed by Raymond Abreu.

Year	Club	AVG	G	AB	R	H	2B	3B	HR	RBI	SH	SF	HP	BB	SO	SB	CS	SLG	OBP	E
2008	DSL A's-2 (R)	.156	32	90	9	14	3	0	0	6	0	1	1	14	25	5	1	.189	.274	11
2009	DSL A's (R)	.246	52	179	20	44	6	2	1	14	0	0	6	10	48	6	7	.318	.308	9
2010	AZL A's (R)	.223	32	103	11	23	5	1	0	8	0	0	0	4	38	0	1	.291	.252	15
2011	AZL A's (R)	.301	38	123	20	37	9	4	1	16	3	0	1	14	34	2	1	.463	.377	11
2012	Vermont (A)	.100	8	20	4	2	0	0	0	0	0	0	0	5	8	0	1	.100	.280	1
<b>Minor League Totals</b>		<b>.233</b>	<b>162</b>	<b>515</b>	<b>64</b>	<b>120</b>	<b>23</b>	<b>7</b>	<b>2</b>	<b>44</b>	<b>3</b>	<b>1</b>	<b>8</b>	<b>47</b>	<b>153</b>	<b>13</b>	<b>11</b>	<b>.317</b>	<b>.306</b>	<b>47</b>

Year	Club	W	L	ERA	G	GS	CG	SHO	SV	IP	H	R	ER	HR	HB	BB	IBB	SO	WP	BK
2012	AZL A's (R)	0	0	9.00	1	0	0	0	0	1.0	1	1	1	0	0	0	0	1	1	0
2013	AZL A's (R)	2	1	5.50	15	0	0	0	0	18.0	15	14	11	0	2	13	0	19	2	1
<b>Minor League Totals</b>		<b>2</b>	<b>1</b>	<b>5.68</b>	<b>16</b>	<b>0</b>	<b>0</b>	<b>0</b>	<b>0</b>	<b>19.0</b>	<b>16</b>	<b>15</b>	<b>12</b>	<b>0</b>	<b>2</b>	<b>13</b>	<b>0</b>	<b>20</b>	<b>3</b>	<b>1</b>

### CRISTHIAN JOSE PEREZ

RHP

**Born:** San Felix, Venezuela, September 13, 1991; **Home:** San Felix, Venezuela

**Bats:** Right; **Throws:** Right; **Height:** 6-3; **Weight:** 240

**Obtained:** Signed as a non-drafted free agent, July 23, 2008

Signed by Julio Franco and Ruben Barradas.

Year	Club	W	L	ERA	G	GS	CG	SHO	SV	IP	H	R	ER	HR	HB	BB	IBB	SO	WP	BK
2010	DSL A's (R)	2	2	5.68	18	0	0	0	2	31.2	38	25	20	3	3	15	0	29	2	1
2011	DSL A's (R)	2	1	3.30	14	11	0	0	0	57.1	63	27	21	3	2	13	0	32	2	0
2012	DSL A's (R)	4	4	1.98	14	11	0	0	0	68.1	64	22	15	1	3	9	0	46	3	1
2013	AZL A's (R)	3	3	3.92	10	5	0	0	0	43.2	43	24	19	5	0	5	0	36	3	2
	Vermont (A)	1	1	5.29	5	2	0	0	0	17.0	22	12	10	3	2	4	0	7	0	0
<b>Minor League Totals</b>		<b>12</b>	<b>11</b>	<b>3.51</b>	<b>61</b>	<b>29</b>	<b>0</b>	<b>0</b>	<b>2</b>	<b>218.0</b>	<b>230</b>	<b>110</b>	<b>85</b>	<b>15</b>	<b>10</b>	<b>46</b>	<b>0</b>	<b>150</b>	<b>10</b>	<b>4</b>

### TANNER PETERS

RHP

**Born:** Simi Valley, California, Aug. 6, 1990; **Home:** Simi Valley, California

**Bats:** Right; **Throws:** Right; **Height:** 6-0; **Weight:** 155

**Obtained:** Selected in the 16<sup>th</sup> round of the 2011 First-Year Player Draft

Graduated from Royal HS (CA)...attended UNLV...signed by Rick Magnante...was named a New York-Penn League Mid-Season All-Star in 2011...tied for second among A's farmhands in saves...finished 2013 tied for second among A's farmhands in wins and 10<sup>th</sup> in ERA...was named California League Pitcher of the Week for the week ending August 11.

Year	Club	W	L	ERA	G	GS	CG	SHO	SV	IP	H	R	ER	HR	HB	BB	IBB	SO	WP	BK
2011	Vermont (A)	1	1	1.35	21	0	0	0	11	26.2	12	4	4	1	2	8	2	33	3	0
2012	Burlington (A)	2	6	3.16	14	12	0	0	0	68.1	58	30	24	8	1	18	0	66	0	0
	Vermont (A)	0	0	6.00	2	0	0	0	0	3.0	2	2	2	0	0	2	0	7	0	0
2013	Stockton (A)	12	8	4.07	28	28	0	0	0	165.2	167	86	75	24	0	27	0	159	6	0
<b>Minor League Totals</b>		<b>15</b>	<b>15</b>	<b>3.58</b>	<b>65</b>	<b>40</b>	<b>0</b>	<b>0</b>	<b>11</b>	<b>263.2</b>	<b>239</b>	<b>122</b>	<b>105</b>	<b>33</b>	<b>3</b>	<b>55</b>	<b>2</b>	<b>265</b>	<b>9</b>	<b>0</b>

### CHADWICK HUDSON PINDER

IF

Goes by "Chad"

**Born:** Richmond, Virginia, March 29, 1992; **Home:** Poquoson, Virginia

**Bats:** Right; **Throws:** Right; **Height:** 6-2; **Weight:** 192

**Obtained:** Selected in the Competitive Balance Round B of the 2013 First-Year Player Draft

Graduated from Poquoson HS (VA)...attended Virginia Tech University...signed by Neil Avent...as a junior in 2013, was selected to the Blacksburg Regional All-Tournament Team, ACC All-Tournament Team, and All-ACC first team...also earned All-ACC Academic Team honors in 2011 and 2012.



Year	Club	AVG.	G	AB	R	H	2B	3B	HR	RBI	SH	SF	HP	BB	SO	SB	CS	SLG	OBP	E
2013	Vermont (A)	.200	42	140	14	28	4	0	3	8	0	3	6	12	41	1	0	.293	.286	9
<b>Minor League Totals</b>		<b>.200</b>	<b>42</b>	<b>140</b>	<b>14</b>	<b>28</b>	<b>4</b>	<b>0</b>	<b>3</b>	<b>8</b>	<b>0</b>	<b>3</b>	<b>6</b>	<b>12</b>	<b>41</b>	<b>1</b>	<b>0</b>	<b>.293</b>	<b>.286</b>	<b>9</b>

### TRAVIS AARON PITCHER

RHP

**Born:** Orange, California, January 30, 1991; **Home:** Yorba Linda, California  
**Bats:** Right; **Throws:** Right; **Height:** 6-4; **Weight:** 225  
**Obtained:** Signed as a non-drafted free agent, June 25, 2013

Graduated from El Dorado HS (CA)...attended San Diego State University and Cypress JC...signed by Eric Martins.

Year	Club	W	L	ERA	G	GS	CG	SHO	SV	IP	H	R	ER	HR	HB	BB	IBB	SO	WP	BK
2013	AZL A's (R)	1	0	1.69	14	0	0	0	3	21.1	19	10	4	1	3	13	0	27	2	0
<b>Minor League Totals</b>		<b>1</b>	<b>0</b>	<b>1.69</b>	<b>14</b>	<b>0</b>	<b>0</b>	<b>0</b>	<b>3</b>	<b>21.1</b>	<b>19</b>	<b>10</b>	<b>4</b>	<b>1</b>	<b>3</b>	<b>13</b>	<b>0</b>	<b>27</b>	<b>2</b>	<b>0</b>

### PHILIP MICHAEL POHL

C

Goes by "Phil"  
**Born:** Bakersfield, California, July 22, 1990; **Home:** Cooperstown, New York  
**Bats:** Right; **Throws:** Right; **Height:** 5-11; **Weight:** 210  
**Obtained:** Selected in the 28<sup>th</sup> round of the 2012 First-Year Player Draft

Graduated from Cooperstown Central HS (NY)...graduated from Clemson University...signed by Neil Avent...originally drafted by Tampa Bay in the 44<sup>th</sup> round of the June, 2008 First-Year Player Draft but did not sign.

Year	Club	AVG.	G	AB	R	H	2B	3B	HR	RBI	SH	SF	HP	BB	SO	SB	CS	SLG	OBP	E
2012	Vermont (A)	.143	3	7	2	1	0	0	0	1	2	0	3	1	0	0	0	.143	.455	0
	AZL A's (R)	.301	32	113	22	34	6	2	3	17	0	1	8	6	22	1	0	.469	.375	2
2013	Beloit (A)	.250	3	12	1	3	0	0	0	0	0	0	0	0	3	0	0	.250	.250	0
	Stockton (A)	.227	54	194	32	44	8	0	9	20	0	4	7	12	68	1	0	.407	.290	6
<b>Minor League Totals</b>		<b>.252</b>	<b>92</b>	<b>326</b>	<b>57</b>	<b>82</b>	<b>14</b>	<b>2</b>	<b>12</b>	<b>38</b>	<b>2</b>	<b>5</b>	<b>18</b>	<b>19</b>	<b>93</b>	<b>2</b>	<b>0</b>	<b>.417</b>	<b>.323</b>	<b>8</b>

### HERSCHEL MACK POWELL

OF

Goes by "Boog"  
**Born:** Irvine, California, January 14, 1993; **Home:** Mission Viejo, California  
**Bats:** Left; **Throws:** Left; **Height:** 5-10; **Weight:** 180  
**Obtained:** Selected in the 20<sup>th</sup> round of the 2012 First-Year Player Draft

Attended Orange Coast JC (CA)...signed by Rick Magnante...was named a New York-Penn League Midseason All-Star in 2013 and the NYPL Player of the Week for the week ending July 14.

Year	Club	AVG.	G	AB	R	H	2B	3B	HR	RBI	SH	SF	HP	BB	SO	SB	CS	SLG	OBP	E
2012	AZL A's (R)	.306	35	111	20	34	1	0	0	13	2	2	0	15	9	5	2	.315	.383	1
2013	Vermont (A)	.283	59	212	30	60	7	3	0	14	6	0	1	26	34	14	6	.344	.364	1
<b>Minor League Totals</b>		<b>.291</b>	<b>94</b>	<b>323</b>	<b>50</b>	<b>94</b>	<b>8</b>	<b>3</b>	<b>0</b>	<b>27</b>	<b>8</b>	<b>2</b>	<b>1</b>	<b>41</b>	<b>43</b>	<b>19</b>	<b>8</b>	<b>.334</b>	<b>.371</b>	<b>2</b>

### DAVID BRENT POWERS

LHP

Goes by "Brent"  
**Born:** Dallas, Texas, May 25, 1989; **Home:** Richardson, Texas  
**Bats:** Left; **Throws:** Left; **Height:** 6-1; **Weight:** 200  
**Obtained:** Selected in the 18<sup>th</sup> round of the 2011 First-Year Player Draft

Graduated from J.J. Pearce HS (TX)...graduated from Sam Houston State...signed by Armann Brown...finished second among A's farmhands with a 3.10 ERA in 2013 and was named a New York-Penn League Midseason All-Star.

Year	Club	W	L	ERA	G	GS	CG	SHO	SV	IP	H	R	ER	HR	HB	BB	IBB	SO	WP	BK
2011	Vermont (A)	4	2	3.84	14	12	0	0	0	63.1	74	32	27	5	1	15	0	44	8	0
2012	Burlington (A)	3	4	7.66	17	5	0	0	1	44.2	55	44	38	10	1	26	1	39	6	1
	Vermont (A)	0	7	5.51	16	14	0	0	0	63.2	76	44	39	7	2	28	0	57	3	3
2013	Beloit (A)	3	2	6.00	8	2	0	0	0	18.0	19	16	12	1	1	11	2	16	1	0
	Vermont (A)	6	3	2.43	14	14	1	1	1	77.2	69	23	21	3	0	18	0	69	1	2
<b>Minor League Totals</b>		<b>16</b>	<b>18</b>	<b>4.61</b>	<b>69</b>	<b>47</b>	<b>1</b>	<b>1</b>	<b>1</b>	<b>267.1</b>	<b>293</b>	<b>159</b>	<b>137</b>	<b>26</b>	<b>5</b>	<b>98</b>	<b>3</b>	<b>225</b>	<b>19</b>	<b>6</b>

PLAYER DEVELOPMENT

## Organizational Players, continued

### STUART STEVEN PUDENZ

RHP

**Born:** Ida Grove, Iowa, September 15, 1990; **Home:** Houston, Texas

**Bats:** Right; **Throws:** Right; **Height:** 6-5; **Weight:** 238

**Obtained:** Selected in the 13<sup>th</sup> round of the 2012 First-Year Player Draft

Attended Dallas Baptist...signed by Armann Brown.

Year	Club	W	L	ERA	G	GS	CG	SHO	SV	IP	H	R	ER	HR	HB	BB	IBB	SO	WP	BK
2012	Vermont (A)	2	1	2.59	19	0	0	0	0	31.1	21	11	9	1	3	9	0	37	3	0
	AZL A's (R)	0	0	0.00	2	0	0	0	2.0	0	0	0	0	0	0	0	0	3	0	0
2013	Beloit (A)	3	1	2.40	25	0	0	0	3	41.1	35	14	11	0	4	15	1	35	0	0
<b>Minor League Totals</b>		<b>5</b>	<b>2</b>	<b>2.41</b>	<b>46</b>	<b>0</b>	<b>0</b>	<b>0</b>	<b>3</b>	<b>74.2</b>	<b>56</b>	<b>25</b>	<b>20</b>	<b>1</b>	<b>7</b>	<b>24</b>	<b>1</b>	<b>75</b>	<b>3</b>	<b>0</b>

### ARGENIS ADOLFO RAGA

IF

**Born:** Maracay, Venezuela, July 22, 1994; **Home:** Los Teques, Miranda, Venezuela

**Bats:** Right; **Throws:** Right; **Height:** 5-11; **Weight:** 190

**Obtained:** Signed as a non-drafted free agent, July 22, 2010

Signed by Julio Franco and Oswaldo Troconis.

Year	Club	AVG.	G	AB	R	H	2B	3B	HR	RBI	SH	SF	HP	BB	SO	SB	CS	SLG	OBP	E
2011	DSL A's (R)	.200	47	155	13	31	4	0	0	14	3	2	2	10	15	4	3	.226	.254	8
2012	DSL A's (R)	.265	61	234	33	62	13	1	2	12	3	1	6	18	23	5	4	.355	.332	16
2013	AZL A's (R)	.189	24	74	11	14	2	0	1	3	2	0	1	5	22	0	0	.257	.250	8
<b>Minor League Totals</b>		<b>.231</b>	<b>132</b>	<b>463</b>	<b>57</b>	<b>107</b>	<b>19</b>	<b>1</b>	<b>3</b>	<b>29</b>	<b>8</b>	<b>3</b>	<b>9</b>	<b>33</b>	<b>60</b>	<b>9</b>	<b>7</b>	<b>.296</b>	<b>.293</b>	<b>32</b>

### MYRIO DOMINICK RICHARD

OF

**Born:** Lake Charles, Louisiana, August 27, 1988; **Home:** Lake Charles, Louisiana

**Bats:** Right; **Throws:** Right; **Height:** 6-2; **Weight:** 200

**Obtained:** Selected in the 9<sup>th</sup> round of the 2009 First-Year Player Draft

Graduated from Barbe HS...attended Prairie View A&M University...named 2008 Southwestern Athletic Conference Player of the Year...signed by Armann Brown...ranked ninth among A's minor leaguers in batting average in 2010...in 2011, was tied for second among A's farmhands in stolen bases, was sixth in batting average and eighth in doubles...tied for first among A's farmhands in doubles in 2013.

Year	Club	AVG.	G	AB	R	H	2B	3B	HR	RBI	SH	SF	HP	BB	SO	SB	CS	SLG	OBP	E
2009	Vancouver (A)	.255	53	192	26	49	4	2	1	22	2	5	4	26	41	4	2	.313	.348	1
	AZL A's (R)	.308	4	13	1	4	2	0	0	0	0	0	0	1	3	2	0	.462	.357	0
2010	Kane County (A)	.281	98	359	48	101	27	2	2	34	2	1	6	38	58	11	7	.384	.359	6
2011	Stockton (A)	.292	107	432	65	126	29	1	8	57	4	3	7	43	69	27	10	.419	.363	6
2012	Stockton (A)	.253	72	292	32	74	14	2	3	28	2	4	0	29	40	5	1	.346	.317	2
	AZL A's (R)	.182	4	11	3	2	1	0	1	1	0	0	0	1	0	0	0	.545	.182	0
2013	Stockton (A)	.256	111	465	64	119	35	0	11	40	0	2	7	33	90	13	7	.402	.314	2
<b>Minor League Totals</b>		<b>.269</b>	<b>449</b>	<b>1764</b>	<b>239</b>	<b>475</b>	<b>112</b>	<b>7</b>	<b>26</b>	<b>182</b>	<b>10</b>	<b>15</b>	<b>24</b>	<b>170</b>	<b>302</b>	<b>62</b>	<b>27</b>	<b>.385</b>	<b>.339</b>	<b>17</b>

### NICHOLAS JAY RICKLES

C

Goes by "Nick"

**Born:** Ft. Lauderdale, Florida, Feb. 2, 1990; **Home:** Loxahatchee, Florida

**Bats:** Right; **Throws:** Right; **Height:** 6-3; **Weight:** 220

**Obtained:** Selected in the 14<sup>th</sup> round of the 2011 First-Year Player Draft

Graduated from Palm Beach Gardens HS (FL)...attended Stetson University...signed by Trevor Schaffer...was named a New York-Penn League Mid-Season All-Star in 2011...was named Midwest League Player of the Week for the week of July 22-28, 2013.

Year	Club	AVG.	G	AB	R	H	2B	3B	HR	RBI	SH	SF	HP	BB	SO	SB	CS	SLG	OBP	E
2011	Vermont (A)	.310	41	145	16	45	9	2	2	33	4	3	2	12	24	5	1	.441	.364	6
	AZL A's (R)	.304	6	23	5	7	2	2	0	2	0	0	1	3	4	1	0	.565	.407	0
2012	Burlington (A)	.220	95	345	33	76	19	0	6	37	6	3	1	17	73	2	3	.328	.257	10
2013	Midland (AA)	.500	1	4	1	2	0	0	0	1	0	0	0	0	1	0	0	.500	.500	0
	Beloit (A)	.258	81	283	27	73	10	3	7	33	2	2	2	11	52	0	1	.389	.289	8
<b>Minor League Totals</b>		<b>.254</b>	<b>224</b>	<b>800</b>	<b>82</b>	<b>203</b>	<b>40</b>	<b>7</b>	<b>15</b>	<b>106</b>	<b>12</b>	<b>8</b>	<b>6</b>	<b>43</b>	<b>154</b>	<b>8</b>	<b>5</b>	<b>.378</b>	<b>.294</b>	<b>24</b>

**Born:** El Tigre, Anzoategui, Venezuela, March 22, 1994; **Home:** El Tigre, Anzoategui, Venezuela  
**Bats:** Right; **Throws:** Right; **Height:** 6-1; **Weight:** 230  
**Obtained:** Signed as a non-drafted free agent, July 23, 2010

Signed by Julio Franco and Andri Garcia.

Year	Club	AVG.	G	AB	R	H	2B	3B	HR	RBI	SH	SF	HP	BB	SO	SB	CS	SLG	OBP	E
2011	DSL A's (R)	.179	54	162	15	29	1	1	1	16	0	4	1	12	41	0	0	.216	.235	0
2012	DSL A's (R)	.199	54	186	23	37	10	0	3	19	4	0	2	13	41	4	1	.301	.259	11
2013	DSL A's (R)	.333	2	6	1	2	0	0	0	2	0	1	0	0	0	0	0	.333	.286	1
<b>Minor League Totals</b>		<b>.192</b>	<b>110</b>	<b>354</b>	<b>39</b>	<b>68</b>	<b>11</b>	<b>1</b>	<b>4</b>	<b>37</b>	<b>4</b>	<b>5</b>	<b>3</b>	<b>25</b>	<b>82</b>	<b>4</b>	<b>1</b>	<b>.263</b>	<b>.248</b>	<b>12</b>

Year	Club	W	L	ERA	G	GS	CG	SHO	SV	IP	H	R	ER	HR	HB	BB	IBB	SO	WP	BK
2013	AZL A's (R)	0	2	3.95	13	0	0	0	7	13.2	11	9	6	0	2	1	0	7	1	0
<b>Minor League Totals</b>		<b>0</b>	<b>2</b>	<b>3.95</b>	<b>13</b>	<b>0</b>	<b>0</b>	<b>0</b>	<b>7</b>	<b>13.2</b>	<b>11</b>	<b>9</b>	<b>6</b>	<b>0</b>	<b>2</b>	<b>1</b>	<b>0</b>	<b>7</b>	<b>1</b>	<b>0</b>

**JOHN SAMUEL ROBERTS**

Goes by "Sam"  
**Born:** Prince George, Virginia, February 23, 1989; **Home:** Prince George, Virginia  
**Bats:** Left; **Throws:** Right; **Height:** 6-1; **Weight:** 190  
**Obtained:** Selected in the 26<sup>th</sup> round of the 2011 First-Year Player Draft

Graduated from Prince George HS (VA)...graduated from the Virginia Military Institute...signed by Neil Avent.

Year	Club	AVG.	G	AB	R	H	2B	3B	HR	RBI	SH	SF	HP	BB	SO	SB	CS	SLG	OBP	E
2011	Vermont (A)	.232	32	82	12	19	1	0	1	7	0	1	0	18	20	1	2	.280	.366	0
2012	Burlington (A)	.225	11	40	3	9	2	1	0	3	0	0	0	5	10	0	0	.325	.311	2
	Vermont (A)	.224	17	49	7	11	1	1	0	2	1	0	0	17	11	0	1	.286	.424	3
2013	Beloit (A)	.204	65	206	24	42	9	3	2	15	1	0	0	29	61	2	7	.306	.302	9
<b>Minor League Totals</b>		<b>.215</b>	<b>125</b>	<b>377</b>	<b>46</b>	<b>81</b>	<b>13</b>	<b>5</b>	<b>3</b>	<b>27</b>	<b>2</b>	<b>1</b>	<b>0</b>	<b>69</b>	<b>102</b>	<b>3</b>	<b>10</b>	<b>.300</b>	<b>.336</b>	<b>14</b>

**DANIEL RAY ROBERTSON**

**Born:** Upland, California, March 22, 1994; **Home:** Phoenix, Arizona  
**Bats:** Right; **Throws:** Right; **Height:** 6-1; **Weight:** 200  
**Obtained:** Selected in the 1<sup>st</sup> round of the 2012 First-Year Player Draft

Graduated from Upland HS (CA)...batted .560 with six home runs and 31 RBI in 27 games as a senior...added 29 walks for a .696 on-base percentage and struck out just six times...signed by Eric Martins...finished with the ninth-best batting average of all A's farmhands in 2013 (min. 313 AB).

Year	Club	AVG.	G	AB	R	H	2B	3B	HR	RBI	SH	SF	HP	BB	SO	SB	CS	SLG	OBP	E
2012	Vermont (A)	.181	26	94	9	17	2	0	1	8	3	0	0	7	31	1	1	.234	.238	6
	AZL A's (R)	.297	29	101	25	30	10	2	4	22	1	4	5	16	15	2	0	.554	.405	9
2013	Beloit (A)	.277	101	401	59	111	21	1	9	46	0	2	7	41	79	1	7	.401	.353	13
<b>Minor League Totals</b>		<b>.265</b>	<b>156</b>	<b>596</b>	<b>93</b>	<b>158</b>	<b>33</b>	<b>3</b>	<b>14</b>	<b>76</b>	<b>4</b>	<b>6</b>	<b>12</b>	<b>64</b>	<b>125</b>	<b>4</b>	<b>8</b>	<b>.401</b>	<b>.345</b>	<b>28</b>

**DUSTY ROBINSON**

**Born:** Bakersfield, California, Sept. 9, 1989; **Home:** Bakersfield, California  
**Bats:** Right; **Throws:** Right; **Height:** 5-11; **Weight:** 215  
**Obtained:** Selected in the 10<sup>th</sup> round of the 2011 First-Year Player Draft

Graduated from Centennial HS (CA)...attended Fresno State...was named WAC Player of the Year in 2011...signed by JT Stotts...in 2012, led the A's farm system in home runs, was second in runs scored, third in extra base hits and total bases, tied for third in RBI, was seventh in slugging and ninth in hits...was named Midwest League Player of the Week for the periods ending April 16 and 30...in 2013, finished tied for fourth among A's farmhands with 21 home runs and tied for ninth with 18 stolen bases...the 18 steals matched his total from his previous two seasons combined.

Year	Club	AVG.	G	AB	R	H	2B	3B	HR	RBI	SH	SF	HP	BB	SO	SB	CS	SLG	OBP	E
2011	Vermont (A)	.219	36	128	22	28	6	2	7	22	1	0	1	8	34	6	1	.461	.270	5
	AZL A's (R)	.239	12	46	9	11	1	0	1	5	0	0	0	6	9	0	0	.326	.327	0
2012	Stockton (A)	.231	94	386	62	89	14	0	18	47	0	1	3	33	129	7	2	.407	.296	3
	Burlington (A)	.262	38	141	25	37	7	4	9	28	0	1	3	16	33	5	2	.560	.348	1
2013	Stockton (A)	.210	123	458	67	96	16	3	21	64	0	2	4	146	18	4	.395	.279	10	
<b>Minor League Totals</b>		<b>.225</b>	<b>303</b>	<b>1159</b>	<b>185</b>	<b>261</b>	<b>44</b>	<b>9</b>	<b>56</b>	<b>166</b>	<b>1</b>	<b>4</b>	<b>11</b>	<b>104</b>	<b>351</b>	<b>36</b>	<b>9</b>	<b>.424</b>	<b>.294</b>	<b>19</b>

## Organizational Players, continued

### NOLAN RICHARD SANBURN

RHP

**Born:** Kokomo, Indiana, July 21, 1991; **Home:** Kokomo, Indiana

**Bats:** Right; **Throws:** Right; **Height:** 6-1; **Weight:** 205

**Obtained:** Selected in the 2<sup>nd</sup> round of the 2012 First-Year Player Draft

Graduated from Kokomo HS (IN)...attended the University of Arkansas...signed by Yancy Ayers...originally drafted by Detroit in the 34<sup>th</sup> round of the June, 2010 First-Year Player Draft but did not sign.

Year	Club	W	L	ERA	G	GS	CG	SHO	SV	IP	H	R	ER	HR	HB	BB	IBB	SO	WP	BK
2012	Vermont (A)	0	1	3.86	7	7	0	0	0	18.2	23	10	8	2	0	6	0	19	4	0
2013	AZL A's (R)	0	0	2.25	2	1	0	0	0	4.0	3	1	1	0	1	1	0	6	1	0
	Beloit (A)	1	3	1.38	14	1	0	0	0	26.0	17	4	4	1	0	9	0	20	1	0
<b>Minor League Totals</b>		<b>1</b>	<b>4</b>	<b>2.40</b>	<b>23</b>	<b>9</b>	<b>0</b>	<b>0</b>	<b>0</b>	<b>48.2</b>	<b>43</b>	<b>15</b>	<b>13</b>	<b>3</b>	<b>1</b>	<b>16</b>	<b>0</b>	<b>45</b>	<b>6</b>	<b>0</b>

### GABRIEL ALEJANDRO SANTANA

IF

**Born:** Valencia, Venezuela, August 23, 1992; **Home:** Valencia, Venezuela

**Bats:** Right; **Throws:** Right; **Height:** 6-0; **Weight:** 192

**Obtained:** Signed as a non-drafted free agent, August 25, 2008

Signed by Julio Franco and Juan Villanueva.

Year	Club	AVG.	G	AB	R	H	2B	3B	HR	RBI	SH	SF	HP	BB	SO	SB	CS	SLG	OBP	E
2009	DSL A's (R)	.234	40	141	17	33	4	0	0	12	1	0	4	7	20	8	3	.262	.289	3
2010	DSL A's (R)	.234	45	137	24	32	3	0	0	5	1	2	9	13	25	2	5	.255	.335	2
2011	DSL A's (R)	.244	64	205	26	50	6	1	0	17	7	1	18	21	24	4	9	.283	.363	15
2012	DSL A's (R)	.271	41	133	24	36	6	2	0	18	6	1	12	19	10	1	7	.346	.406	11
2013	AZL A's (R)	.267	45	161	19	43	7	1	1	12	1	3	6	4	19	0	1	.342	.305	7
<b>Minor League Totals</b>		<b>.250</b>	<b>235</b>	<b>777</b>	<b>110</b>	<b>194</b>	<b>26</b>	<b>4</b>	<b>1</b>	<b>64</b>	<b>16</b>	<b>7</b>	<b>49</b>	<b>64</b>	<b>98</b>	<b>15</b>	<b>25</b>	<b>.297</b>	<b>.342</b>	<b>38</b>

### AARON LAMONT SHIPMAN

OF

**Born:** Winter Haven, Florida, January 27, 1992; **Home:** Hahira, Georgia

**Bats:** Left; **Throws:** Left; **Height:** 6-1; **Weight:** 180

**Obtained:** Selected in the 3<sup>rd</sup> round of the 2010 First-Year Player Draft

Graduated from Brooks County HS (GA)...signed by Matt Ranson...in 2011, ranked 10<sup>th</sup> among A's farmhands in stolen bases...in 2012, was eighth in walks...tied for seventh among A's farmhands in stolen bases in 2013 (19).

Year	Club	AVG.	G	AB	R	H	2B	3B	HR	RBI	SH	SF	HP	BB	SO	SB	CS	SLG	OBP	E
2010	AZL A's (R)	.118	4	17	2	2	0	0	0	2	0	0	0	0	6	3	0	.118	.118	0
2011	Vermont (A)	.254	63	201	34	51	8	1	0	19	3	0	1	42	39	17	3	.303	.385	3
2012	Burlington (A)	.206	108	360	40	74	12	4	0	32	1	4	2	60	86	11	11	.261	.319	3
2013	Beloit (A)	.279	68	244	44	68	7	2	0	16	0	0	1	47	50	17	8	.324	.397	2
	AZL A's (R)	.421	6	19	7	8	1	1	0	3	0	0	1	4	0	2	0	.579	.542	0
<b>Minor League Totals</b>		<b>.241</b>	<b>249</b>	<b>841</b>	<b>127</b>	<b>203</b>	<b>28</b>	<b>8</b>	<b>0</b>	<b>72</b>	<b>4</b>	<b>4</b>	<b>5</b>	<b>153</b>	<b>181</b>	<b>50</b>	<b>22</b>	<b>.294</b>	<b>.360</b>	<b>8</b>

### MURPHY ALEXANDER SMITH

RHP

**Born:** Nashua, New Hampshire, August 25, 1987; **Home:** Clifton Park, New York

**Bats:** Right; **Throws:** Right; **Height:** 6-3; **Weight:** 215

**Obtained:** Selected in the 13<sup>th</sup> round of the 2009 First-Year Player Draft

Graduated from Shenendehowa HS...attended Binghamton University...was the America East Conference Pitcher of the Year in 2009...signed by Marc Sauer...ranked among A's minor leaguers in wins (2<sup>nd</sup>), innings pitched (5<sup>th</sup>) and strikeouts (9<sup>th</sup>) in 2010...in 2011, was ninth among A's farmhands in ERA and strikeouts...pitched for the Phoenix Desert Dogs in the Arizona Fall League following the 2011 season...was sixth among A's minor leaguers in innings pitched in 2012...was named to the Texas League Midseason All-Star team...finished the 2013 season fifth in ERA and 10<sup>th</sup> in strikeouts among A's farmhands...was named Texas League Pitcher of the Week from May 27-June 2.

Year	Club	W	L	ERA	G	GS	CG	SHO	SV	IP	H	R	ER	HR	HB	BB	IBB	SO	WP	BK
2009	Kane County (A)	2	2	4.75	9	9	0	0	0	36.0	40	19	19	2	1	17	0	31	1	0
	Vancouver (A)	0	0	0.00	1	1	0	0	0	4.0	2	1	0	0	0	1	0	5	0	1
	AZL A's (R)	0	1	6.00	3	2	0	0	0	6.0	6	4	4	1	1	0	0	4	0	0
2010	Stockton (A)	3	5	6.19	10	9	0	0	0	48.0	72	38	33	4	3	12	1	34	6	0
	Kane County (A)	8	2	3.64	17	16	0	0	0	96.1	91	50	39	1	8	25	1	70	1	2
2011	Stockton (A)	6	9	3.94	26	24	0	0	1	137.0	151	80	60	10	7	33	0	100	8	1
2012	Midland (AA)	6	11	4.82	27	24	0	0	1	140.0	171	91	75	8	8	57	2	83	7	2
2013	Midland (AA)	9	8	3.48	26	25	0	0	0	150.0	157	69	58	14	7	46	0	98	7	1
<b>Minor League Totals</b>		<b>34</b>	<b>38</b>	<b>4.20</b>	<b>119</b>	<b>110</b>	<b>0</b>	<b>0</b>	<b>2</b>	<b>617.1</b>	<b>690</b>	<b>352</b>	<b>288</b>	<b>40</b>	<b>35</b>	<b>191</b>	<b>4</b>	<b>425</b>	<b>30</b>	<b>7</b>

### PAUL JOSEPH SMYTH

RHP

**Born:** Templeton, California, April 1, 1987; **Home:** Georgetown, Texas

**Bats:** Right; **Throws:** Right; **Height:** 6-0; **Weight:** 210

**Obtained:** Selected in the 35<sup>th</sup> round of the 2009 First-Year Player Draft

Graduated from Atascadero HS...attended the University of Kansas...selected as an All-Big 12 Conference Honorable Mention as well as Academic All-Big 12 in 2007 and 2008...signed by Yancy Ayres...ranked 6<sup>th</sup> in saves among 2009 A's minor leaguers... finished tied for second in saves and fifth among California League relievers in opponents batting average in 2010...led all A's farmhands in saves in 2010.

Year	Club	W	L	ERA	G	GS	CG	SHO	SV	IP	H	R	ER	HR	HB	BB	IBB	SO	WP	BK
2009	Kane County (A)	1	0	0.00	5	0	0	0	2	7.0	2	0	0	0	0	0	0	7	0	0
	Vancouver (A)	1	0	0.00	20	0	0	0	9	29.1	12	0	0	0	1	4	1	37	0	0
2010	Stockton (A)	3	6	3.01	58	0	0	0	28	77.2	68	35	26	4	4	21	4	94	6	0
2011	Midland (AA)	5	2	4.85	40	0	0	0	1	65.0	67	39	35	8	3	29	1	59	4	0
2012	Midland (AA)	2	1	4.02	44	1	0	0	1	69.1	72	33	31	8	5	24	0	53	4	0
2013	Midland (AA)	2	2	2.74	13	0	0	0	1	23.0	14	8	7	2	0	4	0	24	0	0
	Sacramento (AAA)	0	0	2.45	32	0	0	0	1	36.2	36	11	10	2	5	16	3	31	1	0
<b>Minor League Totals</b>		<b>14</b>	<b>11</b>	<b>3.19</b>	<b>212</b>	<b>1</b>	<b>0</b>	<b>0</b>	<b>43</b>	<b>308.0</b>	<b>271</b>	<b>126</b>	<b>109</b>	<b>24</b>	<b>18</b>	<b>98</b>	<b>9</b>	<b>305</b>	<b>15</b>	<b>0</b>

### LEE KELVIN SOSA

RHP

**Born:** Bronx, New York, September 3, 1991; **Home:** Bronx, New York

**Bats:** Right; **Throws:** Right; **Height:** 6-2; **Weight:** 210

**Obtained:** Selected in the 26<sup>th</sup> round of the 2012 First-Year Player Draft

Attended Binghamton...signed by Ron Vaughn.

Year	Club	W	L	ERA	G	GS	CG	SHO	SV	IP	H	R	ER	HR	HB	BB	IBB	SO	WP	BK
2012	AZL A's (R)	1	2	4.74	18	0	0	0	0	24.2	15	14	13	0	2	22	0	29	8	0
2013	Vermont (A)	1	4	4.09	14	5	0	0	0	44.0	33	24	20	3	2	33	0	30	2	0
<b>Minor League Totals</b>		<b>2</b>	<b>6</b>	<b>4.33</b>	<b>32</b>	<b>5</b>	<b>0</b>	<b>0</b>	<b>0</b>	<b>68.2</b>	<b>48</b>	<b>38</b>	<b>33</b>	<b>3</b>	<b>4</b>	<b>55</b>	<b>0</b>	<b>59</b>	<b>10</b>	<b>0</b>

### MICHAEL MARINO SOTO (LLUBERES)

IF

**Born:** San Jose de Ocoa, Dominican Republic, Nov. 17, 1991; **Home:** San Jose de Ocoa, Dominican Republic

**Bats:** Right; **Throws:** Right; **Height:** 6-3; **Weight:** 215

**Obtained:** Signed as a non-drafted free agent, March 4, 2009

Signed by Angel Eusebio and Raymond Abreu.

Year	Club	AVG.	G	AB	R	H	2B	3B	HR	RBI	SH	SF	HP	BB	SO	SB	CS	SLG	OBP	E
2009	DSL A's (R)	.224	49	165	17	37	8	0	2	19	1	0	1	22	40	4	1	.309	.319	7
2010	DSL A's (R)	.238	64	210	25	50	8	1	5	36	0	6	3	35	63	2	4	.357	.346	9
2011	AZL A's (R)	.209	20	67	9	14	5	0	3	11	0	1	0	8	18	1	0	.418	.289	2
2012	AZL A's (R)	.282	32	103	18	29	9	2	4	23	0	2	0	7	25	1	0	.524	.321	4
2013	Vermont (A)	.206	55	194	17	40	14	1	3	15	0	1	2	12	54	2	3	.335	.258	10
<b>Minor League Totals</b>		<b>.230</b>	<b>221</b>	<b>739</b>	<b>86</b>	<b>170</b>	<b>44</b>	<b>4</b>	<b>17</b>	<b>104</b>	<b>1</b>	<b>10</b>	<b>6</b>	<b>84</b>	<b>200</b>	<b>10</b>	<b>8</b>	<b>.369</b>	<b>.310</b>	<b>32</b>

### MATTHEW DAVID STALCUP

LHP

Goes by "Matt"

**Born:** Wellington, Kansas, July 6, 1990; **Home:** Wellington, Kansas

**Bats:** Left; **Throws:** Left; **Height:** 6-2; **Weight:** 195

**Obtained:** Selected in the 9<sup>th</sup> round of the 2013 First-Year Player Draft

## Organizational Players, continued

Graduated from Wellington HS (KS)...attended Pittsburg State University after transferring from Allen County CC...signed by Yancy Ayres.

Year	Club	W	L	ERA	G	GS	CG	SHO	SV	IP	H	R	ER	HR	HB	BB	IBB	SO	WP	BK
2013	Vermont (A)	2	4	2.83	11	4	0	0	0	28.2	22	12	9	0	0	15	1	19	1	0
<b>Minor League Totals</b>		<b>2</b>	<b>4</b>	<b>2.83</b>	<b>11</b>	<b>4</b>	<b>0</b>	<b>0</b>	<b>0</b>	<b>28.2</b>	<b>22</b>	<b>12</b>	<b>9</b>	<b>0</b>	<b>0</b>	<b>15</b>	<b>1</b>	<b>19</b>	<b>1</b>	<b>0</b>

### SETH THOMAS STREICH

RHP

**Born:** Ridgway, Pennsylvania, February 19, 1991; **Home:** Ridgway, Pennsylvania

**Bats:** Left; **Throws:** Right; **Height:** 6-2; **Weight:** 220

**Obtained:** Selected in the 6<sup>th</sup> round of the 2012 First-Year Player Draft

Graduated from Johnsonburg HS (PA)...attended Ohio University...signed by Rich Sparks...in 2013, finished seventh among A's farmhands in ERA and tied for fifth in wins...was named Midwest League Pitcher of the Week for the week of June 17-23.

Year	Club	W	L	ERA	G	GS	CG	SHO	SV	IP	H	R	ER	HR	HB	BB	IBB	SO	WP	BK
2012	Vermont (A)	4	1	2.60	15	4	0	0	0	34.2	26	12	10	1	5	17	0	42	4	0
	AZL A's (R)	0	0	3.38	2	0	0	0	0	2.2	1	1	1	0	1	1	0	6	0	0
2013	Beloit (A)	10	6	3.82	21	21	1	0	0	110.2	114	56	47	2	10	41	0	82	6	0
<b>Minor League Totals</b>		<b>14</b>	<b>7</b>	<b>3.53</b>	<b>38</b>	<b>25</b>	<b>1</b>	<b>0</b>	<b>0</b>	<b>148.0</b>	<b>141</b>	<b>69</b>	<b>58</b>	<b>3</b>	<b>16</b>	<b>59</b>	<b>0</b>	<b>130</b>	<b>10</b>	<b>0</b>

### BEAU RITCHIE TAYLOR

C

**Born:** Rockledge, Florida, February 13, 1990; **Home:** Rockledge, Florida

**Bats:** Left; **Throws:** Right; **Height:** 6-0; **Weight:** 205

**Obtained:** Selected in the 5<sup>th</sup> round of the 2011 First-Year Player Draft

Graduated from Rockledge HS (FL)...attended the University of Central Florida, where he was a Louisville Slugger/Collegiate Baseball Freshman All-America selection...signed by Trevor Schaffer...in 2012, ranked fourth among A's farmhands in batting (.292) and sixth in on-base percentage (.372).

Year	Club	AVG.	G	AB	R	H	2B	3B	HR	RBI	SH	SF	HP	BB	SO	SB	CS	SLG	OBP	E
2009	DSL A's (R)	.224	49	165	17	37	8	0	2	19	1	0	1	22	40	4	1	.309	.319	7
2010	DSL A's (R)	.238	64	210	25	50	8	1	5	36	0	6	3	35	63	2	4	.357	.346	9
2011	AZL A's (R)	.209	20	67	9	14	5	0	3	11	0	1	0	8	18	1	0	.418	.289	2
2012	AZL A's (R)	.282	32	103	18	29	9	2	4	23	0	2	0	7	25	1	0	.524	.321	4
2013	Vermont (A)	.206	55	194	17	40	14	1	3	15	0	1	2	12	54	2	3	.335	.258	10
<b>Minor League Totals</b>		<b>.230</b>	<b>221</b>	<b>739</b>	<b>86</b>	<b>170</b>	<b>44</b>	<b>4</b>	<b>17</b>	<b>104</b>	<b>1</b>	<b>10</b>	<b>6</b>	<b>84</b>	<b>200</b>	<b>10</b>	<b>8</b>	<b>.369</b>	<b>.310</b>	<b>32</b>

### JOSE MARCOS TORRES

LHP

**Born:** Caracas, Venezuela, September 24, 1993; **Home:** Caracas, Venezuela

**Bats:** Left; **Throws:** Left; **Height:** 6-2; **Weight:** 175

**Obtained:** Signed as a non-drafted free agent, July 2, 2010

Signed by Julio Franco and Oswaldo Troconis.

Year	Club	W	L	ERA	G	GS	CG	SHO	SV	IP	H	R	ER	HR	HB	BB	IBB	SO	WP	BK
2011	DSL A's (R)	1	5	3.99	14	11	0	0	0	49.2	45	27	22	1	0	24	0	33	7	1
2012	AZL A's (R)	3	1	4.33	12	12	0	0	0	52.0	52	29	25	2	2	29	1	41	3	2
	DSL A's (R)	0	0	0.00	3	2	0	0	0	8.2	6	3	0	0	0	3	0	7	1	0
2013	Vermont (A)	3	2	2.64	9	5	0	0	0	30.2	28	15	9	2	1	12	0	21	4	0
<b>Minor League Totals</b>		<b>7</b>	<b>8</b>	<b>3.57</b>	<b>38</b>	<b>30</b>	<b>0</b>	<b>0</b>	<b>0</b>	<b>141.0</b>	<b>131</b>	<b>74</b>	<b>56</b>	<b>5</b>	<b>3</b>	<b>68</b>	<b>1</b>	<b>102</b>	<b>15</b>	<b>3</b>

### LOUIS ALBERT TRIVINO

RHP

Goes by "Lou"

**Born:** Sellersville, Pennsylvania, October 1, 1991; **Home:** Green Lane, Pennsylvania

**Bats:** Right; **Throws:** Right; **Height:** 6-5; **Weight:** 235

**Obtained:** Selected in the 11<sup>th</sup> round of the 2013 First-Year Player Draft

Graduated from Upper Bucks Christian HS (PA)...attended Slippery Rock University...signed by Matt Higginson...posted a career 19-8 record with a 1.95 ERA in three seasons at Slippery Rock, including 14 complete games.

Year	Club	W	L	ERA	G	GS	CG	SHO	SV	IP	H	R	ER	HR	HB	BB	IBB	SO	WP	BK
2013	Vermont (A)	3	4	3.12	14	10	0	0	0	60.2	53	31	21	2	8	20	0	47	2	0
<b>Minor League Totals</b>		<b>3</b>	<b>4</b>	<b>3.12</b>	<b>14</b>	<b>10</b>	<b>0</b>	<b>0</b>	<b>0</b>	<b>60.2</b>	<b>53</b>	<b>31</b>	<b>21</b>	<b>2</b>	<b>8</b>	<b>20</b>	<b>0</b>	<b>47</b>	<b>2</b>	<b>0</b>

### JEFFREY ROBERT URLAUB

LHP

**Born:** Scottsdale, Arizona, April 24, 1987; **Home:** Scottsdale, Arizona  
**Bats:** Left; **Throws:** Left; **Height:** 6-2; **Weight:** 180  
**Obtained:** Selected in the 30th round of the 2010 First-Year Player Draft

Graduated from Horizon HS (AZ)...attended Arizona State University...attended Grand Canyon University...signed by Jeremy Schied...in 2011, was named a New York-Penn League Mid-Season All-Star...pitched for the Mesa Solar Sox of the Arizona Fall League after the 2013 season, where he went 1-0 with a 2.77 ERA in 13 innings.

Year	Club	W	L	ERA	G	GS	CG	SHO	SV	IP	H	R	ER	HR	HB	BB	IBB	SO	WP	BK
2010	AZL A's (R)	1	0	2.39	15	0	0	0	2	26.1	23	10	7	0	2	3	1	26	2	1
2011	Burlington (A)	1	2	3.93	14	0	0	0	0	18.1	18	12	8	3	0	6	0	23	1	0
	Vermont (A)	3	1	1.67	23	0	0	0	5	37.2	27	12	7	1	3	4	0	49	2	1
2012	Stockton (A)	2	2	3.86	21	0	0	0	0	30.1	21	13	13	3	0	8	2	31	0	0
	Burlington (A)	5	4	2.60	26	0	0	0	3	34.2	26	15	10	1	2	1	0	27	2	0
2013	Midland (AA)	2	2	3.86	40	0	0	0	1	46.2	49	20	20	2	2	13	2	40	3	0
<b>Minor League Totals</b>		<b>14</b>	<b>11</b>	<b>3.02</b>	<b>139</b>	<b>0</b>	<b>0</b>	<b>0</b>	<b>11</b>	<b>194.0</b>	<b>164</b>	<b>82</b>	<b>65</b>	<b>10</b>	<b>9</b>	<b>35</b>	<b>5</b>	<b>196</b>	<b>10</b>	<b>2</b>

### TYLER FRANCIS VAIL

RHP

**Born:** Easton, Pennsylvania, November 3, 1991; **Home:** Easton, Pennsylvania  
**Bats:** Right; **Throws:** Right; **Height:** 6-2; **Weight:** 240  
**Obtained:** Selected in the 5th round of the 2010 First-Year Player Draft

Graduated from Notre Dame HS (PA)...signed by Marc Sauer...set career highs in appearances in 2013 as he transitioned from starter to reliever...tied for fifth among A's farmhands with seven saves.

Year	Club	W	L	ERA	G	GS	CG	SHO	SV	IP	H	R	ER	HR	HB	BB	IBB	SO	WP	BK
2010	AZL A's (R)	0	2	3.13	13	10	0	0	0	31.2	26	14	11	1	6	8	0	29	7	0
2011	Burlington (A)	1	4	5.68	13	13	0	0	0	57.0	68	38	36	6	5	28	0	34	9	1
	Vermont (A)	1	5	6.05	10	10	0	0	0	38.2	35	30	26	4	6	25	0	22	9	0
2012	Vermont (A)	3	4	4.20	12	7	0	0	0	55.2	43	29	26	2	4	21	0	55	5	0
	AZL A's (R)	0	0	0.93	3	3	0	0	0	9.2	5	2	1	0	1	1	0	11	1	0
2013	Beloit (A)	5	5	4.15	39	0	0	0	7	56.1	61	29	26	2	5	20	0	38	9	1
<b>Minor League Totals</b>		<b>10</b>	<b>20</b>	<b>4.55</b>	<b>90</b>	<b>43</b>	<b>0</b>	<b>0</b>	<b>7</b>	<b>249.0</b>	<b>238</b>	<b>142</b>	<b>126</b>	<b>15</b>	<b>27</b>	<b>103</b>	<b>0</b>	<b>189</b>	<b>40</b>	<b>2</b>

### DOMINIQUE VATTUONE III

RHP

**Born:** Olney, Maryland, February 12, 1991; **Home:** Germantown, Maryland  
**Bats:** Right; **Throws:** Right; **Height:** 6-5; **Weight:** 195  
**Obtained:** Selected in the 32nd round of the 2013 First-Year Player Draft

Graduated from Northwest HS (MD)...attended UNC-Greensboro after transferring from Hartford CC in Bel Air, Md....signed by Neil Avent.

Year	Club	W	L	ERA	G	GS	CG	SHO	SV	IP	H	R	ER	HR	HB	BB	IBB	SO	WP	BK
2013	AZL A's (R)	1	1	3.31	9	0	0	0	2	16.1	13	7	6	1	1	4	0	21	2	0
	Vermont (A)	1	1	4.61	9	0	0	0	0	13.2	12	8	7	2	2	8	0	17	2	0
<b>Minor League Totals</b>		<b>2</b>	<b>2</b>	<b>3.90</b>	<b>18</b>	<b>0</b>	<b>0</b>	<b>0</b>	<b>2</b>	<b>30.0</b>	<b>25</b>	<b>15</b>	<b>13</b>	<b>3</b>	<b>3</b>	<b>12</b>	<b>0</b>	<b>38</b>	<b>4</b>	<b>0</b>

### BRETT JAMES VERTIGAN

OF

**Born:** Long Beach, California, August 21, 1990; **Home:** Garden Grove, California  
**Bats:** Left; **Throws:** Left; **Height:** 5-9; **Weight:** 175  
**Obtained:** Selected in the 10th round of the 2012 First-Year Player Draft

Attended UC Santa Barbara...earned All-Big West honors in 2012 with a league-leading .381 batting average, nine triples and 17 stolen bases...signed by JT Stotts...his 21 stolen bases in 2013 were tied for fourth among A's farmhands...also tied for eighth in triples.

Year	Club	AVG.	G	AB	R	H	2B	3B	HR	RBI	SH	SF	HP	BB	SO	SB	CS	SLG	OBP	E
2012	Vermont (A)	.266	67	256	34	68	15	5	1	15	6	2	5	24	31	12	5	.375	.338	3
2013	Beloit (A)	.243	123	436	65	106	24	5	0	27	10	4	6	55	64	21	6	.321	.333	4
<b>Minor League Totals</b>		<b>.251</b>	<b>190</b>	<b>692</b>	<b>99</b>	<b>174</b>	<b>39</b>	<b>10</b>	<b>1</b>	<b>42</b>	<b>16</b>	<b>6</b>	<b>11</b>	<b>79</b>	<b>95</b>	<b>33</b>	<b>11</b>	<b>.341</b>	<b>.335</b>	<b>7</b>

## Organizational Players, continued

### VINCENT PETER VOIRO

RHP

**Born:** Camden, New Jersey, February 23, 1990; **Home:** Cherry Hill, New Jersey

**Bats:** Right; **Throws:** Right; **Height:** 6-4; **Weight:** 205

**Obtained:** Selected in the 15<sup>th</sup> round of the 2012 First-Year Player Draft

Graduated from the University of Pennsylvania...signed by Ron Vaughn...originally drafted by San Diego in the 47<sup>th</sup> round of the June, 2011 First-Year Player Draft but did not sign.

Year	Club	W	L	ERA	G	GS	CG	SHO	SV	IP	H	R	ER	HR	HB	BB	IBB	SO	WP	BK
2012	AZL A's (R)	3	2	3.62	14	8	0	0	1	37.1	35	19	15	1	0	8	0	41	3	0
2013	Beloit (A)	5	5	3.67	30	12	0	0	3	100.2	110	53	41	3	2	44	0	69	4	1
<b>Minor League Totals</b>		<b>8</b>	<b>7</b>	<b>3.65</b>	<b>44</b>	<b>20</b>	<b>0</b>	<b>0</b>	<b>4</b>	<b>138.0</b>	<b>145</b>	<b>72</b>	<b>56</b>	<b>4</b>	<b>2</b>	<b>52</b>	<b>0</b>	<b>110</b>	<b>7</b>	<b>1</b>

### BRYAN ANTHONY VOLLMUTH

IF

Goes by "B.A."

**Born:** Biloxi, Mississippi, December 23, 1989; **Home:** Biloxi, Mississippi

**Bats:** Right; **Throws:** Right; **Height:** 6-3; **Weight:** 235

**Obtained:** Selected in the 3<sup>rd</sup> round of the 2011 First-Year Player Draft

Graduated from Biloxi HS (MS)...attended the University of Southern Mississippi...was named First Team All-Conference USA in 2010 and 2011...signed by Kelcey Mucker...originally drafted by Houston in the 32<sup>nd</sup> round of the June, 2008 First-Year Player Draft but did not sign...in 2012, tied for first among A's farmhands in doubles, tied for third in hits and runs, was fifth in RBI and total bases, tied for fifth in extra base hits and was 10<sup>th</sup> in walks...in 2013, tied for fourth among A's farmhands with 21 home runs and tied for sixth with 48 extra-base hits.

Year	Club	AVG	G	AB	R	H	2B	3B	HR	RBI	SH	SF	HP	BB	SO	SB	CS	SLG	OBP	E
2011	Vermont (A)	.500	4	14	8	7	4	1	0	6	0	0	1	2	3	0	1	.929	.588	1
	AZL A's (R)	.148	8	27	3	4	0	0	1	2	0	0	2	3	6	0	0	.259	.281	2
2012	Stockton (A)	.261	65	264	45	69	15	0	7	29	0	1	3	27	70	0	2	.398	.336	23
	Burlington (A)	.260	67	265	37	69	17	1	7	44	0	3	3	29	74	7	1	.411	.337	14
2013	Stockton (A)	.212	125	471	66	100	25	2	21	70	2	7	7	56	161	0	0	.408	.301	31
<b>Minor League Totals</b>		<b>.239</b>	<b>269</b>	<b>1041</b>	<b>159</b>	<b>249</b>	<b>61</b>	<b>4</b>	<b>36</b>	<b>151</b>	<b>2</b>	<b>11</b>	<b>16</b>	<b>117</b>	<b>314</b>	<b>7</b>	<b>4</b>	<b>.409</b>	<b>.322</b>	<b>71</b>

### ROBERT MARTIN WAHL

RHP

Goes by "Bobby"

**Born:** Alexandria, Virginia, March 21, 1992; **Home:** Springfield, Virginia

**Bats:** Right; **Throws:** Right; **Height:** 6-3; **Weight:** 210

**Obtained:** Selected in the 5<sup>th</sup> round of the 2013 First-Year Player Draft

Graduated from West Springfield HS (VA)...attended the University of Mississippi...signed by Kelcey Mucker...went 10-0 with a 2.03 ERA as a junior at Ole Miss in 2013.

Year	Club	W	L	ERA	G	GS	CG	SHO	SV	IP	H	R	ER	HR	HB	BB	IBB	SO	WP	BK
2013	AZL A's (R)	0	0	9.00	1	1	0	0	0	1.0	0	1	1	0	0	2	0	1	0	0
	Vermont (A)	0	0	3.92	9	4	0	0	2	20.2	20	10	9	3	0	6	0	27	3	0
<b>Minor League Totals</b>		<b>0</b>	<b>0</b>	<b>4.15</b>	<b>10</b>	<b>5</b>	<b>0</b>	<b>0</b>	<b>2</b>	<b>21.2</b>	<b>20</b>	<b>11</b>	<b>10</b>	<b>3</b>	<b>0</b>	<b>8</b>	<b>0</b>	<b>28</b>	<b>3</b>	<b>0</b>

### THOMAS JUDE WALZ III

RHP

Goes by "T.J."

**Born:** Omaha, Nebraska, November 21, 1988; **Home:** Omaha, Nebraska

**Bats:** Right; **Throws:** Right; **Height:** 6-0; **Weight:** 185

**Obtained:** Selected in the 15<sup>th</sup> round of the 2011 First-Year Player Draft

Graduated from Skutt Catholic HS (NE)...graduated from the University of Kansas...signed by Yancy Ayres...in 2012, ranked third among A's minor leaguers in ERA and eighth in strikeouts.

Year	Club	W	L	ERA	G	GS	CG	SHO	SV	IP	H	R	ER	HR	HB	BB	IBB	SO	WP	BK
2011	Burlington (A)	0	1	3.86	10	0	0	0	0	18.2	13	9	8	2	0	7	0	16	0	0
	Vermont (A)	4	0	0.41	11	0	0	0	0	22.0	14	1	1	0	0	3	0	27	0	0
2012	Stockton (A)	7	6	3.16	39	8	0	0	0	99.2	84	39	35	9	8	36	2	112	8	0
2013	Stockton (A)	4	2	6.13	42	0	0	0	0	61.2	79	52	42	7	11	32	0	73	13	0
<b>Minor League Totals</b>		<b>15</b>	<b>9</b>	<b>3.83</b>	<b>102</b>	<b>8</b>	<b>0</b>	<b>0</b>	<b>0</b>	<b>202.0</b>	<b>190</b>	<b>101</b>	<b>86</b>	<b>18</b>	<b>19</b>	<b>78</b>	<b>2</b>	<b>228</b>	<b>21</b>	<b>0</b>



**KYLE ANDREW WHEELER****C**

**Born:** McComb, Mississippi, February 8, 1989; **Home:** Loranger, Louisiana  
**Bats:** Right; **Throws:** Right; **Height:** 5-11; **Weight:** 195  
**Obtained:** Selected in the 26<sup>th</sup> round of the 2013 First-Year Player Draft

Graduated from Loranger HS (LA)...attended Belhaven College after transferring from Southwest Mississippi CC...signed by Kelcey Mucker.

Year	Club	AVG.	G	AB	R	H	2B	3B	HR	RBI	SH	SF	HP	BB	SO	SB	CS	SLG	OBP	E
2013	AZL A's (R)	.269	17	52	8	14	5	0	1	12	0	1	2	3	16	0	0	.423	.328	2
<b>Minor League Totals</b>		<b>.269</b>	<b>17</b>	<b>52</b>	<b>8</b>	<b>14</b>	<b>5</b>	<b>0</b>	<b>1</b>	<b>12</b>	<b>0</b>	<b>1</b>	<b>2</b>	<b>3</b>	<b>16</b>	<b>0</b>	<b>0</b>	<b>.423</b>	<b>.328</b>	<b>2</b>

**JOHN WESLEY WHITAKER****OF**

Goes by "Josh"  
**Born:** Augusta, Georgia, February 8, 1989; **Home:** Evans, Georgia  
**Bats:** Right; **Throws:** Right; **Height:** 6-3; **Weight:** 245  
**Obtained:** Selected in the 25<sup>th</sup> round of the 2010 First-Year Player Draft

Graduated from Augusta Christian HS (GA)...attended Kennesaw State University...signed by Matt Ranson...was named a Midwest League Post-Season All-Star in 2011...was tied for first among all A's minor leaguers in doubles, ranked second in slugging, third in batting average, fourth in on-base percentage and total bases, tied for fourth in extra-base hits, tied for fifth in home runs and ninth in hits...in 2012, was third in slugging, fourth in home runs and tied for ninth in RBI...in 2013, tied for ninth in slugging percentage (.446) among A's minor leaguers.

Year	Club	AVG.	G	AB	R	H	2B	3B	HR	RBI	SH	SF	HP	BB	SO	SB	CS	SLG	OBP	E
2010	AZL A's (R)	.333	10	39	4	13	6	0	0	4	0	0	0	2	7	1	0	.487	.366	0
	Vancouver (A)	.232	43	142	19	33	5	0	4	22	3	3	1	16	40	6	2	.352	.309	1
2011	Burlington (A)	.326	113	396	67	129	34	3	17	68	0	1	7	44	107	10	2	.556	.402	13
2012	Stockton (A)	.259	99	386	62	100	16	3	20	61	1	3	6	33	122	11	5	.472	.325	5
2013	AZL A's (R)	.000	1	3	0	0	0	0	0	0	0	0	0	0	2	0	0	.000	.000	0
	Stockton (A)	.270	53	204	29	55	13	0	9	41	0	2	6	22	49	6	3	.466	.355	1
	Midland (AA)	.240	32	125	22	30	12	1	3	16	0	1	1	11	35	2	0	.424	.304	1
<b>Minor League Totals</b>		<b>.278</b>	<b>352</b>	<b>1295</b>	<b>203</b>	<b>360</b>	<b>86</b>	<b>7</b>	<b>53</b>	<b>212</b>	<b>4</b>	<b>10</b>	<b>21</b>	<b>128</b>	<b>362</b>	<b>36</b>	<b>12</b>	<b>.478</b>	<b>.350</b>	<b>21</b>

**CHRISTOPHER ASHTON WOLFE****IF**

Goes by "Chris"  
**Born:** Houston, Texas, February 2, 1990; **Home:** Houston, Texas  
**Bats:** Switch; **Throws:** Right; **Height:** 5-11; **Weight:** 160  
**Obtained:** Selected in the 30<sup>th</sup> round of the 2012 First-Year Player Draft

Graduated from Grambling State...signed by Kelcey Mucker.

Year	Club	AVG.	G	AB	R	H	2B	3B	HR	RBI	SH	SF	HP	BB	SO	SB	CS	SLG	OBP	E
2012	AZL A's (R)	.229	21	48	12	11	5	0	0	5	1	0	0	11	11	1	1	.333	.373	3
2013	Vermont (A)	.219	25	73	9	16	3	0	0	5	3	0	0	12	19	3	1	.260	.329	4
<b>Minor League Totals</b>		<b>.223</b>	<b>46</b>	<b>121</b>	<b>21</b>	<b>27</b>	<b>8</b>	<b>0</b>	<b>0</b>	<b>10</b>	<b>4</b>	<b>0</b>	<b>0</b>	<b>23</b>	<b>30</b>	<b>4</b>	<b>2</b>	<b>.289</b>	<b>.347</b>	<b>7</b>

**JESUS GREGORIO ZAMBRANO (PEREZ)****RHP**

**Born:** Valencia, Venezuela, August 23, 1996; **Home:** Valencia, Venezuela  
**Bats:** Right; **Throws:** Right; **Height:** 5-11; **Weight:** 170  
**Obtained:** Signed as a non-drafted free agent, August 24, 2012

Signed by Julio Franco and Juan Carlos Villanueva.

Year	Club	W	L	ERA	G	GS	CG	SHO	SV	IP	H	R	ER	HR	HB	BB	IBB	SO	WP	BK
2013	DSL A's (R)	2	6	4.40	14	14	1	0	0	61.1	62	34	30	4	4	12	0	48	9	1
<b>Minor League Totals</b>		<b>1</b>	<b>2</b>	<b>7.30</b>	<b>13</b>	<b>10</b>	<b>0</b>	<b>0</b>	<b>0</b>	<b>37.0</b>	<b>48</b>	<b>31</b>	<b>30</b>	<b>7</b>	<b>2</b>	<b>7</b>	<b>0</b>	<b>48</b>	<b>2</b>	<b>0</b>

**JONESY JOSE ZARRAGA****OF**

**Born:** Tucupita, Venezuela, June 3, 1992; **Home:** Tucupita, Venezuela  
**Bats:** Right; **Throws:** Right; **Height:** 6-1; **Weight:** 210  
**Obtained:** Signed as a non-drafted free agent, August 11, 2008

Signed by Julio Franco and Ruben Barradas.

**Organizational Players, continued**

Year	Club	AVG.	G	AB	R	H	2B	3B	HR	RBI	SH	SF	HP	BB	SO	SB	CS	SLG	OBP	E
2009	DSL A's (R)	.191	53	136	22	26	5	4	3	13	5	0	16	15	55	5	6	.353	.341	3
2010	DSL A's (R)	.233	10	30	6	7	0	1	0	2	1	0	2	4	7	3	0	.300	.361	0
2011	DSL A's (R)	.206	34	126	15	26	1	2	0	6	0	0	6	12	31	8	6	.246	.306	0
2012	DSL A's (R)	.230	42	161	25	37	9	2	3	17	1	0	7	14	40	11	5	.366	.319	3
2013	AZL A's (R)	.275	34	109	15	30	3	3	3	18	0	1	4	7	31	4	0	.440	.339	1
<b>Minor League Totals</b>		<b>.224</b>	<b>173</b>	<b>562</b>	<b>83</b>	<b>126</b>	<b>18</b>	<b>12</b>	<b>9</b>	<b>56</b>	<b>7</b>	<b>1</b>	<b>9</b>	<b>52</b>	<b>164</b>	<b>31</b>	<b>17</b>	<b>.347</b>	<b>.328</b>	<b>7</b>



*The A's spend their 33rd and final spring at Phoenix Municipal Stadium in 2014 before returning to Mesa in 2015.*

**MISCELLANEOUS**

# O.CO COLISEUM



In addition to serving as the home for the Oakland Athletics and Oakland Raiders, the O.co Coliseum plays host to concerts, conventions and other large gatherings.

The A's have used the facility to their advantage over the years, posting a 724-491 (.596) home record over the last 15 seasons, which is the fifth best in the majors. In 2003, the A's set an Oakland record for home wins as they finished with a 57-24 (.704) record in the Coliseum, marking the most home wins in franchise history since 1931 when the Philadelphia Athletics went 60-15 at home. In addition, two of the A's World Championships have been clinched on the Coliseum's turf. The Coliseum's sight lines, fine weather and sizable staging areas have all contributed to its popularity among performers, promoters and the Bay Area public.

The facility is conveniently located adjacent to I-880 with two exits (Hegenberger Road/66th Avenue) leading directly to the complex. Along with the Oracle Arena, which is located adjacently, it is the only major entertainment facility with a dedicated stop on the Bay Area Rapid Transit (BART) system. The Oakland International Airport is less than a two-mile drive from the Coliseum with shuttle service to several local hotels and restaurants.

In October of 1995, the Coliseum began a one-year, \$120 million renovation project that added 22,000 new seats, 90 luxury suites, two private clubs and two state-of-the-art scoreboards.

The first crowd filled the Oakland-Alameda County Coliseum on Sept. 8, 1966, when the AFL's Oakland Raiders played the Kansas City Chiefs. The adjacent arena celebrated its grand opening on

Nov. 9, 1966, when the Oakland Seals met the San Diego Gulls in hockey. In the ensuing 47 years, the facility has hosted every conceivable event in the entertainment industry. Audiences numbering nearly 100 million have made the Coliseum and Arena the premier entertainment facilities in Northern California.

When the Miami Marlins opened a new ballpark in 2012, the Coliseum became the only stadium in the country that houses both a MLB and NFL team.

## O.CO COLISEUM QUICK FACTS

**Location:** Adjacent to 880 freeway between Hegenberger Road and 66th Avenue  
**Seating Capacities:** 35,067 (baseball); 53,286 (football); 70,000 (concerts)  
**Parking Capacity:** 8500 slots  
**Ground Breaking:** April 15, 1964  
**First Event:** Oakland Raiders vs. Kansas City Chiefs, Sept. 8, 1966  
**First Baseball Game:** Oakland A's vs. Baltimore Orioles, Apr. 17, 1968  
**Complex Area:** 120 acres  
**Surface:** Natural Grass  
**Elevation:** 22' below sea level

### STADIUM DIMENSIONS

<b>Left Field Line:</b> 330 feet	<b>Right Field Line:</b> 330 feet
<b>Straight Away Left Field:</b> 367 feet	<b>Straight Away Right Field:</b> 367 feet
<b>Left Center Field:</b> 362	<b>Right Center Field:</b> 362 feet
<b>Left Center Power Alley:</b> 388 feet	<b>Right Center Power Alley:</b> 388 feet
<b>Straight Away Center Field:</b> 400 feet	
<b>Height of Wall:</b> 8 feet down the lines and to center field; 15 feet in the alleys	
<b>Distance Between First and Third Base to Bullpen Mounds:</b> 100 feet	
<b>Distance Between First and Third Base to Middle of Dugouts:</b> 75 feet	

# COLISEUM ATTENDANCE RECORDS

## YEARLY ATTENDANCE TOTALS

Year	Home Dates	Total Home Attendance	Home Average	Single Game High-Home	Road Dates	Total Road Attendance	Road Average
1968	78	837,466	10,737	47,233, Apr. 17 vs. Baltimore	68	960,210	14,121
1969	72	778,232	10,809	35,243, May 10 vs. New York	71	992,124	13,974
1970	77	778,355	10,109	48,758, June 6 vs. Detroit	73	971,568	13,309
1971	73	914,993	12,534	42,970, May 22 vs. Minnesota	70	1,222,741	17,468
1972	70	921,323	13,162	47,741, June 12 vs. Baltimore	71	1,115,553	15,712
1973	79	1,000,763	12,668	47,570, Sept. 10 vs. Kansas City	75	1,382,250	18,430
1974	76	845,693	11,128	47,570, July 8 vs. Cleveland	77	1,526,630	19,826
1975	77	1,075,518	13,968	46,378, Aug. 11 vs. Boston	72	1,436,383	19,950
1976	79	780,593	9,881	42,592, July 24 vs. Kansas City	74	1,392,109	18,812
1977	72	495,412	6,881	32,346, May 16 vs. New York	75	1,195,138	15,935
1978	72	526,999	7,319	36,463, June 5 vs. Boston	76	1,381,142	18,173
1979	77	306,763	3,984	19,538, July 6 vs. New York	80	1,393,196	17,415
1980	75	842,259	11,230	49,300, Aug. 25 vs. New York	78	1,572,926	20,166
1981	51	1,311,761	25,721	48,592, May 3 vs. New York	51	1,105,337	21,673
1982	78	1,735,489	22,250	48,348, Apr. 6 vs. California	78	1,709,054	21,911
1983	77	1,294,941	16,817	45,413, July 4 vs. Texas	76	1,557,202	20,490
1984	79	1,353,281	17,130	46,238, May 28 vs. Detroit	79	1,565,597	19,818
1985	77	1,334,599	17,332	46,770, July 4 vs. Toronto	80	1,666,480	20,831
1986	79	1,314,646	16,641	44,726, Apr. 8 vs. Minnesota	78	1,614,837	20,703
1987	80	1,678,921	20,987	46,120, Apr. 10 vs. California	81	1,930,731	23,836
1988	79	2,287,335	28,954	45,333, Apr. 4 vs. Seattle	80	2,251,515	28,144
1989	81	2,667,225	32,929	46,163, Apr. 3 vs. Seattle	80	2,283,228	28,540
1990	80	2,900,217	36,253	45,207, Apr. 9 vs. Minnesota	79	2,597,920	32,885
1991	81	2,713,493	33,500	44,595, June 9 vs. Boston	80	2,636,157	32,952
1992	81	2,494,160	30,792	44,078, Apr. 6 vs. Kansas City	81	2,438,292	30,102
1993	79	2,035,025	25,760	43,627, July 4 vs. New York	79	2,326,919	29,455
1994	56	1,242,692	22,191	44,501, Aug. 7 vs. Texas	58	1,799,360	31,023
1995	71	1,174,310	16,540	42,596, July 3 vs. Milwaukee	71	1,753,085	24,691
1996	80	1,148,380	14,355	36,129, July 5 vs. California	79	2,091,338	26,473
1997	79	1,264,218	16,003	50,792, Sept. 1 vs. San Francisco	80	2,362,054	29,526
1998	79	1,232,339	15,599	48,241, Aug. 1 vs. Cleveland	81	2,331,755	28,787
1999	81	1,434,610	17,711	51,263, July 17 vs. San Francisco	80	2,238,111	27,976
2000	81	1,728,886	21,344	54,268, July 8 vs. Arizona	80	2,466,594	30,832
2001	81	2,133,277	26,337	51,838, July 3 vs. Anaheim	80	2,266,814	28,335
2002	81	2,169,811	26,788	55,528, Sept. 4 vs. Kansas City	81	2,416,196	29,830
2003	81	2,216,596	27,365	55,601, July 5 vs. Anaheim	80	2,151,375	26,892
2004	81	2,201,516	27,179	55,989, June 26 vs. San Francisco	81	2,585,067	31,914
2005	81	2,109,118	26,038	47,385, August 13 vs. Minnesota	81	2,420,496	29,883
2006	81	1,976,625	24,403	35,077, nine times	80	2,575,336	32,192
2007	81	1,921,834	23,726	35,077, nine times	81	2,649,528	32,710
2008	81	1,665,256	20,559	44,735, March 26 vs. Boston*	79	2,365,526	29,943
2009	81	1,408,783	17,392	36,067, April 10 vs. Seattle	80	2,316,520	28,957
2010	81	1,418,391	17,511	35,067, twice	81	2,407,313	29,720
2011	80	1,476,791	18,460	36,067, four times	81	2,468,614	30,477
2012	81	1,679,013	20,729	44,227, March 28 vs. Seattle*	81	2,428,269	29,979
2013	81	1,809,302	22,337	36,067, five times	81	2,374,402	29,314
<b>Totals</b>	<b>3558</b>	<b>68,637,242</b>	<b>19,291</b>		<b>3538</b>	<b>88,692,992</b>	<b>25,069</b>
<b>Yearly Average</b>		<b>1,492,113</b>				<b>1,928,109</b>	

\* Tokyo, Japan

## O.CO COLISEUM GROUND RULES

Fly ball striking foul poles and/or screen above fence .....	Home Run
Ball sticking or going behind fence padding in right or left field .....	Two Bases
Ball going into bullpen bench and rebounding onto playing field .....	In Play
Ball remaining on or under bullpen bench .....	Two Bases
Ball hitting any portion of the fence or screen in back of home plate .....	In Play



## Coliseum Attendance Records, continued

### ALL-TIME OAKLAND ATTENDANCE RECORDS

<b>Season</b>	Total .....	5,498,137 (1990)
	Home .....	2,900,217 (1990)
	Road .....	2,649,528 (2007)
	Homestand .....	518,534 (July 12-26, 1990; 14 dates)
	Homestand Avg. ....	39,667 (Aug. 7-12, 2001; 238,000 in 6 dates)
	Road Trip .....	450,462 (June 14-27, 2002; 13 dates)
	Home vs. One Club .....	296,512 (Los Angeles, 2005; 10 dates)
	Road vs. One Club .....	443,347 (Texas, 2012; 10 dates)
	Home Sellouts .....	20 (1990)
	Consecutive Sellouts .....	5 (July 22-26, 1989; Baltimore 2 and California 3)
<b>Single Game</b>	Home .....	55,989 (San Francisco; June 26, 2004-N)
	Home, Regular Season .....	55,989 (San Francisco; June 26, 2004-N)
	Road .....	62,038 (San Francisco; Oct. 27, 1989-N)
	Road, Regular Season .....	61,696 (California; Aug. 11, 1989-N)
	Day, Home .....	55,413 (San Francisco; June 22, 2003)
	Day, Road .....	60,326 (California; Aug. 13, 1989)
	Night, Home .....	55,989 (San Francisco; June 26, 2004-N)
	Smallest, Home .....	653 (Seattle; Apr. 17, 1979-N)
	Smallest, Road .....	1,201 (Baltimore; May 11, 1989-D)
<b>Doubleheader</b>	Home .....	48,592 (New York; May 3, 1981-D)
	Road .....	53,565 (Detroit; July 25, 1971-D)
	Twi-Night, Home .....	47,768 (New York; June 13, 1980)
	Twi-Night, Road .....	51,017 (Minnesota; July 28, 1990)
<b>Season Opener</b>	Home .....	53,498 (Detroit; Apr. 3, 2000-N)
	Home, Secondary .....	47,233 (Baltimore; Apr. 17, 1968-N)
	Road .....	52,012 (Milwaukee; Apr. 5, 1994-D)
	Road, Secondary .....	56,717 (New York; Apr. 10, 1998-D)
<b>Three Date Series</b>	Home .....	158,152 (San Francisco; June 25-27, 2004)
	Road .....	175,058 (California; Aug. 11-13, 1989)
<b>Four Date Series</b>	Home .....	162,410 (New York; July 18-21, 1991)
	Road .....	201,607 (Toronto; July 9-12, 1992)

### TOP REGULAR SEASON CROWDS IN OAKLAND

Attend.	Opponent	Date	Day	W-L
55,989	San Francisco	June 26, 2004	Saturday-N	W
55,601	Anaheim	July 5, 2003	Saturday-N	L
55,528	Kansas City	Sept. 4, 2002	Wednesday-N	W
55,413	San Francisco	June 22, 2003	Sunday-D	W
54,513	New York	Apr. 24, 2002	Wednesday-N	L
54,268	Arizona	July 8, 2000	Saturday-N	W
54,123	San Francisco	June 30, 2002	Sunday-D	W
53,974	San Francisco	June 27, 2004	Sunday-D	L
53,802	Kansas City	July 5, 2002	Friday-N	W
53,501	San Francisco	June 29, 2002	Saturday-D	L

### LARGEST COLISEUM BASEBALL CROWDS

Attend.	Opponent	Date	Day	W-L
55,989	San Francisco	June 26, 2004	—	W
55,861	New York	Oct. 13, 2001	ALDS, Game 3	L
55,601	Anaheim	July 5, 2003	Fireworks	L
55,528	Kansas City	Sept. 4, 2002	AL Record 20th straight win	W
55,413	San Francisco	June 22, 2003	—	W
54,513	New York	Apr. 24, 2002	—	L
54,268	Arizona	July 8, 2000	Fireworks	W
54,123	San Francisco	June 30, 2002	—	W
53,974	San Francisco	June 27, 2004	—	L
53,802	Kansas City	July 5, 2002	Fireworks	W

### TOP REGULAR SEASON CROWDS ON THE ROAD

Attend.	Opponent	Date	Day	W-L
61,696	California	Aug. 11, 1989	Friday-N	W
60,326	California	Aug. 13, 1989	Sunday-D	L
58,963	California	Apr. 24, 1982	Saturday-N	L
56,717	New York	Apr. 10, 1998	Friday-D	L
56,710	New York	Apr. 11, 1997	Friday-D	W
56,535	Seattle	Sept. 20, 1996	Friday-N	L
56,103	Seattle	Sept. 21, 1996	Saturday-N	L
55,927	Seattle	Sept. 28, 1997	Sunday-D	W
55,588	Seattle	Sept. 26, 1997	Friday-N	W
55,034	New York	May 30, 1987	Sunday-D	L

### LARGEST CROWDS ON THE ROAD

Attend.	Opponent	Date	Day	W-L
62,038	San Francisco	Oct. 27, 1989	World Series, Game 3	W
62,032	San Francisco	Oct. 28, 1989	World Series, Game 4	W
61,696	California	Aug. 11, 1989	—	W
60,326	California	Aug. 13, 1989	—	L
58,963	California	Apr. 24, 1982	—	L
56,915	New York	Oct. 7, 2000	ALDS, Game 4	W
56,717	New York	Apr. 10, 1998	—	W
56,710	New York	Apr. 11, 1997	—	L
56,697	New York	Oct. 10, 2001	ALDS, Game 1	W
56,684	New York	Oct. 11, 2001	ALDS, Game 2	W

## TOP REGULAR SEASON CROWDS VS. CLUBS

Club	Attendance	Date
Arizona	54,268	July 8, 2000
Atlanta	35,618	June 11, 2003
Baltimore	47,741	June 12, 1972
Boston	50,863	Aug. 8, 2001
Chicago	45,712	July 2, 2005
Chicago (NL)	35,067	July 3, 2013
Cincinnati	29,601	June 9, 2004
Cleveland	48,241	Aug. 1, 1998
Colorado	25,333	June 15, 1997
Detroit	53,498	Apr. 3, 2000
Florida	22,461	June 22, 2008
Houston	35,065	June 9, 2002
Kansas City	55,528	Sept. 4, 2002
Los Angeles	55,601	July 5, 2003
Los Angeles (NL)	35,163	July 14, 2001

Club	Attendance	Date
Milwaukee	45,398	Apr. 3, 1984
Minnesota	47,385	Aug. 13, 2005
Montreal	31,024	June 15, 2003
New York	54,513	Apr. 24, 2002
New York (NL)	27,598	June 15, 2005
Philadelphia	30,619	June 19, 2005
Pittsburgh	34,328	June 13, 2004
San Diego	40,374	July 2, 1998
San Francisco	55,989	June 26, 2004
Seattle	46,786	Apr. 17, 1981
St. Louis	35,077	June 17, 2007
Tampa Bay	48,089	August 28, 2004
Texas	45,606	Oct. 1, 2000
Toronto	46,770	July 4, 1985

## TOP REGULAR SEASON CROWDS BY BALLPARK

Club	Ballpark	Att.	Date
Arizona	Chase Field	36,976	July 7, 2001
Atlanta	Turner Field	38,324	May 17, 2008
Baltimore	Camden Yards	48,271	April 4, 2005
Boston	Fenway Park	38,294	July 6, 2009
Chicago	US Cellular Field	42,483	June 6, 1992
Chicago (NL)	Wrigley Field	40,145	June 20, 2004
Cincinnati	Great American	34,640	Aug. 6, 2013
Cleveland	Progressive Field	43,276	Aug. 24, 2000
Colorado	Coors Field	48,308	Aug. 30, 1997
Detroit	Comerica Park	42,016	Aug. 11, 2007
Houston	Minute Maid Park	42,024	June 14, 2007
Kansas City	Kauffman Stadium	41,329	Sept. 21, 1980
Los Angeles	Angel Stadium	61,696	Aug. 11, 1989
Los Angeles (NL)	Dodger Stadium	51,392	Aug. 28, 1997
Miami	Marlins Park	—	—

Club	Ballpark	Att.	Date
Milwaukee	Miller Park	25,912	June 5, 2013
Minnesota	Target Field	40,847	Sept. 18, 2010
New York	Yankee Stadium	47,343	Aug. 23, 2011
New York (NL)	Citi Field	38,813	June 22, 2011
Philadelphia	Citizens Bank	45,863	June 26, 2011
Pittsburgh	PNC Park	30,549	June 19, 2002
San Diego	Petco Park	39,874	June 28, 2006
San Francisco	AT&T Park	43,069	May 21, 2005
Seattle	Safeco Field	46,026	April 13, 2012
St. Louis	Busch Stadium	43,682	June 19, 2010
Tampa Bay	Tropicana Field	35,325	July 26, 1998
Texas	Rangers Ballpark	50,708	July 31, 2004
Toronto	Rogers Centre	50,529	Sept. 8, 1993
Washington	Nationals Park	—	—

# COLISEUM RAINOUTS & SHORTENED GAMES

## RAINOUTS AT O.CO COLISEUM

1972	vs. Minnesota, Sept. 25	1982	vs. Seattle, Apr. 10	1993	vs. Cleveland, Apr. 23
	vs. Minnesota, Sept. 26	1983	vs. Boston, Apr. 23		vs. Minnesota, May 27
	vs. Cincinnati, Oct. 17		vs. Detroit, Apr. 30	1996	vs. Baltimore, May 15
1978	vs. California, Apr. 15		vs. Chicago, Sept. 30	1997	vs. Boston, Aug. 19
	vs. Minnesota, Apr. 24	1988	vs. Cleveland, May 6	1998	vs. New York, Apr. 3
1979	vs. New York, Apr. 26	1990	vs. Cleveland, May 27		vs. Detroit, May 5

## SHORTENED GAMES IN OAKLAND

1968	vs. Detroit, May 24 (called after 7 innings tied at 2-2)
1971	vs. Kansas City, Apr. 9 (called after top of the 6th; A's won 5-0)
1999	vs. New York, Apr. 5 (called after 8 innings; A's won 5-3)
2002	vs. Seattle, Apr. 16 (called after top of the 7th; A's lost 6-2)
2005	vs. Texas, May 4 (called after top of the 9th; A's lost 16-7)
2012	vs. Kansas City, April 10 (called with two outs in top of 8th; A's lost 3-0)

## O.CO COLISEUM BATTING PRACTICE SCHEDULE

	12:35 Game Time	1:05 Game Time	6:05 Game Time	7:05 Game Time
A's Hit	Until 11:00	Until 11:30	Until 4:30	Until 5:30
Visitors Hit	11:00 – 11:40	11:30 – 12:10	4:30-5:10	5:30 – 6:10
A's Infield	11:40 – 11:50	12:10 – 12:20	5:10-5:20	6:10 – 6:20
Visitors Infield	11:50 – 12:00	12:20 – 12:30	5:20-5:30	6:20 – 6:30

---

## MEDIA INFORMATION AND POLICIES

---

**WORKING PRESS CREDENTIALS:** Credentials will be issued only to legitimate media. Season credentials will be issued to those news agencies that cover the Athletics on a daily basis. Requests for daily credentials must be submitted by the affiliation's editor, producer or director on Major League Baseball's online site <https://credentials.mlb.com> 72 hours in advance. All credentials are non-transferable. All members of the media must be on assignment. No freelance journalists will be credentialed. Please submit all credential requests to Debbie Gallas, media services manager.

**PHOTO CREDENTIALS:** Photo passes will be issued to photographers on assignment from legitimate news gathering organizations and representatives licensed by Major League Baseball. The Oakland A's will not issue credentials to freelance photographers. Priority in all photo areas will be granted to news organizations on deadline and those holding season credentials. All photographs taken are to be used for news-gathering purposes or officially licensed products. Any other use of photographs will be considered a violation of existing trademark and copyright restrictions.

**ON-LINE CREDENTIALING POLICY:** Media credentials for on-line media services will be granted only to those agencies licensed by Major League Baseball (MLBAM, News Digital Media and ESPN Internet Ventures) to provide "real-time" accounts and descriptions of A's home games; or to those on-line services that are part of a national newsgathering agency; reach a broad audience; produce original content; have an established record of producing original content; and employ full-time journalists. This policy is encouraged by Major League Baseball and allows the Oakland Athletics to maintain quality control in the press box and clubhouses.

**ROVING CAMERAS:** Television cameras are prohibited from roving in the stands at all times. For the comfort of fans, interviews are to be conducted on the concourse and not in the stands while the game is in progress.

**PRESS WILL CALL:** Starting three-and-a-half hours before game time, credentials may be picked up at Press Will Call located on the Plaza Level between the Stadium and the Arena. Prior to that, credentials may be picked at the Ticket Services Office located in the Coliseum across the plaza from the A's executive offices.

**CLUBHOUSES:** The Athletics clubhouse is located on the third base side and the visitors' is located on the first base side. Access can be obtained by taking the press elevator to FL-lockers or through the door on the right near the end of the hall after you enter through the North Press Gate. Only credentialed media with clubhouse access will be admitted. TV cameras and photographers are not allowed in the clubhouse prior to the game and only TV cameras are permitted in the clubhouse following the game (no still photographers). The A's clubhouse is open to the media three-and-a-half hours prior to the game and then will close when the A's take the field for batting practice. The clubhouse will open no earlier than five minutes or no later than 10 minutes following the game. At times, certain additional restrictions may be imposed. **Please do not lounge in the clubhouse at any time.** The break area, the trainer's room and the umpire's dressing room are off limits to the media. If a comment or interpretation from the umpire crew chief is needed, a pool reporter may be assigned.

**FIELD ACCESS:** Only credentialed media with field access will be allowed onto the field. All media must clear the field immediately following batting practice. Only newspaper and magazine photographers will be allowed on the field level during the game.

**POST-GAME PROCEDURES:** Manager Bob Melvin will be available to the media in the media interview room immediately after the conclusion of the game. Please ask any questions of the manager related to the game during this post-game session. Also, please be respectful of those members of the media who are on deadline when directing questions to the manager and players. **Once again, please do not lounge in the clubhouse or attempt to conduct full-length interviews after a game.**

**LIVE TRANSMISSIONS:** Non-rightsholders are permitted to transmit live reports from O.co Coliseum prior to and after every game. Live television shots by non-rightsholders are prohibited while the rightsholder is on the air and the game is in progress. Radio stations and assigned correspondents for out-of-town reports are allowed to give inning or half-inning updates. Reports must be confined to between-innings only, limited to 60 seconds in length, and limited to six per game. A violation of these Major League Baseball guidelines may result in the revocation of credentials.

**CELLULAR PHONES:** The use of cellular phones for radio interviews is prohibited on the field or in the clubhouse. All phone interviews must be arranged through the Athletics Public Relations Department.



**FLIP CAMS:** No flip cams are allowed in the A's clubhouse.

**SCOUTS:** Major League scouts are not allowed to scout from the press box during the game. However, scouts are welcomed in the press box prior to first pitch to pick up game information.

**PRESS BOX:** The press box and all broadcast positions are located on the loge level. Access is by the press elevator only. The first base side of the press box is reserved for print media while the third base side is reserved for electronic media. The press box is a working area. Cheering and loud conversation will not be permitted. The Oakland A's prohibit any person under the age of 18 from entering the press box on game days without prior approval from the A's public relations department. **Guests are not allowed in the press box without prior approval from the A's Public Relations Department.**

**PRESS LOUNGE:** The press lounge is located behind Section 117 (level one from the press elevator). It opens two hours prior to the game and closes at game time. The charge is \$10.00 and meal tickets are available for purchase in the lounge. Media members must be properly credentialed for admittance into the dining room.

**PUBLIC RELATIONS OFFICE:** The Oakland Athletics Public Relations Office is located within the team's executive offices on the east side of the Coliseum Arena. The offices are located directly across the plaza from the Ticket Services Office.

**PRESS BOX SERVICES:** Game notes, statistics, starting lineups and other pertinent news releases from both teams are available on the first base side of the press box for working press and scouts only. Post-game notes and the game's box score will be available shortly after the conclusion of the game. Information guides for all clubs are available upon request from a member of the A's public relations staff in the press box. All information is also available on-line at <http://pressbox.oaklandathletics.com>.

**A'S MEDIA ALERTS:** New for the 2014 season, the A's Public Relations Department has created a media-only Twitter account to provide as up-to-date information as possible. For clubhouse hours, interview times and various media alerts, please follow @AsMediaAlerts. Player transactions and other relevant game information will continue to be posted at @Athletics.

**AUTOGRAPH POLICY:** Credentialed members of the media are prohibited from requesting autographs or equipment on the playing field, in the dugout or in the clubhouses. Any violation of this policy will result in immediate revocation of the credential and bar future use.

**TELEPHONES, WIFI SERVICE:** Phone lines in the main press box may be ordered by calling Doug Tsang of AT&T at (510) 334-4175. Additionally, complimentary WiFi service is available in the press box.

**TICKETS:** All requests for media complimentary tickets must be made to Debbie Gallas at least 48 hours prior to game time. When available, tickets may be picked up at Press Will Call. There is a limit of two tickets per game.

## OAKLAND ATHLETICS PUBLIC RELATIONS DEPARTMENT



Bob Rose



Mike Selleck



Debbie Gallas



Adam Loberstein



Zak Basch

### Public Relations Staff

Bob Rose, Director of Public Relations  
Mike Selleck, Baseball Information Manager  
Debbie Gallas, Media Services Manager  
Adam Loberstein, Player and Media Relations Manager  
Zak Basch, Media Relations and Broadcasting Coordinator

### Direct Phone

(510) 563-2380  
563-2233  
563-2207  
563-2248  
563-2236

### E-Mail Address

[brose@oaklandathletics.com](mailto:brose@oaklandathletics.com)  
[mselleck@oaklandathletics.com](mailto:mselleck@oaklandathletics.com)  
[dgallas@oaklandathletics.com](mailto:dgallas@oaklandathletics.com)  
[aloberstein@oaklandathletics.com](mailto:aloberstein@oaklandathletics.com)  
[zbasch@oaklandathletics.com](mailto:zbasch@oaklandathletics.com)

7000 Coliseum Way • Oakland, CA 94621  
(510) 638-4900 • FAX: (510) 562-1633  
Virtual Press Box: [pressbox.oaklandathletics.com](http://pressbox.oaklandathletics.com)  
Website: [oaklandathletics.com](http://oaklandathletics.com)

---

# ATHLETICS ON THE AIR

---

## KEN KORACH

### Radio Play-by-Play

The 2014 season marks Ken Korach's 23rd year in the American League, his 19th season with the A's, and his ninth as the team's lead radio announcer.

In the long history of the A's in Oakland, only the legendary Bill King has spent more years doing radio play-by-play for the team.

In what he described as a labor of love, Korach authored his first book last year about his former booth mate. Entitled "Holy Toledo – Lessons from Bill King: Renaissance Man of the Mic," he interviewed dozens of King's closest friends and professional peers in a 267-page book that was the No. 1 best selling baseball book on Amazon for more than a month and a best seller at many Bay Area bookstores.

Korach, who was named 2013 California Sportscaster of the Year by the National Sportscasters and Sportswriters Association, began his baseball career in 1981 when he worked the first of two seasons with the Redwood Pioneers of the California League. He also spent five full seasons broadcasting in the Pacific Coast League, in 1986-87 for Phoenix and 1989-1991 for Las Vegas.

Korach was hired by the Chicago White Sox in 1992 and he spent four years with the Sox, working mostly weekend games.

Korach began his broadcasting career at KTOB Radio in Petaluma in 1980, and he was hired as a sports anchor and voice of San Jose State football by KCBS Radio in San Francisco in 1985. He spent 22 seasons broadcasting college basketball and 14 seasons of college football for Sonoma State University, San Jose State and UNLV, where he spent 12 seasons as the voice of the Runnin' Rebels on radio and television.

Korach was inducted into the Nevada Broadcasters Hall of Fame in 2003, was the 2001 Nevada Sportscaster of the Year, and his 1986 KCBS broadcast of the San Jose State-Fresno State football game was voted the top play-by-play performance that year for California and Nevada by the Associated Press Radio and Television Association.

Korach's national work includes broadcasting selected major league games for ESPN Radio in 2009 and several bowl games, including the Peach, Las Vegas and Senior Bowls.

Korach's charitable work includes the establishment of Ken Korach's A's Winning for the Community, which raised over \$50,000 for the high school baseball programs in Oakland, including Ken's personal donation of \$15,000. Korach was honored with a proclamation by the Oakland School Board in 2009, and he currently serves on the advisory board for the Oakland Tech High School Field of Dreams.

Ken is a graduate of UC Santa Barbara and lives in Henderson, Nev. in the off-season with his daughter, Emilee, and wife Denise.



## VINCE COTRONEO

### Radio Play-by-Play

Vince Cotroneo begins his ninth season in the A's radio booth, where he again will work with broadcast partners Ken Korach and Ray Fosse in continuing the team's tradition of broadcasting excellence.

Prior to joining the A's, Cotroneo spent six seasons (1998-2003) as an announcer on the Texas Rangers broadcasts, where he partnered with Eric Nadel on the Rangers Radio Network. He also worked a handful of games on the television side during the 2002 season. Cotroneo joined the Rangers broadcast team in 1998 after spending seven seasons (1990-96) with the Houston Astros.

A 25-year broadcasting veteran, Cotroneo began his career with the Single-A Lynchburg Mets in 1984. He spent the next three seasons with the Double-A El Paso Diablos in the Milwaukee system before moving onto the Triple-A Iowa Cubs for the 1988 season. In his only season with Iowa, he was selected as the National Association's Minor League Announcer of the Year. Cotroneo joined the Astros organization the following season and was the radio voice of the Tucson Toros for two seasons (1989-90) before landing his first Major League job with the Astros in 1991.

A 1983 graduate of the University of Central Florida, Cotroneo and his wife, Veronica, have three children, Dominic, Olivia and Sophia.



## RAY FOSSE


### Radio and Television Analyst

Ray Fosse, former two-time major league all-star catcher and Emmy Award-winning broadcaster, celebrates his 29th consecutive season on radio and his 26th season in the television booth as the A's game analyst.

Fosse, a 12-year major league veteran, played for the Cleveland Indians, Oakland A's, Seattle Mariners and Milwaukee Brewers, compiling a .256 batting average with 61 home runs. A native of Marion, Ill., Fosse attended Southern Illinois University, and was Cleveland's No. 1 draft pick in 1965. He made his major league debut with the Tribe in 1967 and spent the next six seasons in Cleveland. Fosse enjoyed his most productive season in 1970 when he batted .307 with a career-high 18 home runs and 61 RBI. He was named the American League All-Star catcher, received the Rawlings Gold Glove as the best defensive catcher in the American League, and was voted Co-Man of the Year with Sam McDowell that season.

In 1971, Fosse was named starting catcher for the American League All-Star Team and received his second Rawlings Gold Glove. He was traded to the Oakland A's in 1973, and played for the 1973 and 1974 World Champions in Oakland. In 2002, Fosse was voted one of the 100 greatest players in Cleveland Indians' history.

Ray and his wife, Carol, were married April 4, 1970, and have two married daughters and two grandsons. Ray and Carol reside in California and Arizona, where they are active in several charitable organizations.



## GLEN KUIPER

### Television Play-by-Play

Glen Kuiper begins his 11th season in the A's television booth as the club's lead play-by-play voice.

Kuiper has covered the Bay Area baseball scene for Comcast SportsNet since 1992, serving as pre-game host and fill-in play-by-play announcer for both A's and Giants telecasts. He has also worked on Comcast SportsNet's Golden State Warrior and San Jose Sharks telecasts, along with numerous collegiate assignments. He has also handled sideline reporting duties for select National Football League games on Fox. Kuiper has won seven Northern California Emmy Awards for his coverage of Bay Area sports teams.

Glen is the youngest brother in a talented broadcasting family. His oldest brother, Duane, is a long-time member of the San Francisco Giants announcing team while older brother, Jeff, produces the Giants Comcast SportsNet Bay Area telecasts.

Kuiper graduated from San Francisco State University with a bachelor's degree in broadcasting. He also attended the University of New Orleans and spent three years in the minor leagues. A native of Racine, Wis., Kuiper resides in Danville, Calif. with his wife, Amanda and two children, Jack and Annette.



## SHOOTY BABITT


### Television Analyst

Shooty Babitt, who has served as a pre- and post-game show analyst for A's telecasts on Comcast SportsNet California since 2008, enters his first season as an A's television analyst. In addition, he also provides commentary for Comcast's signature shows, SportsNet Central and Yahoo SportsTalk Live.

Babitt was selected by the A's in the 25th round of the 1977 draft. He made his Major League debut with Oakland in 1981 and batted .256 in 54 games, including 44 starts at second base. He was also a .272 career hitter in seven minor league seasons in the Oakland and Montreal organizations.

In addition to his role as a broadcaster, Babitt also serves as a scout for the New York Mets. He previously scouted for the Arizona Diamondbacks.

A native of Oakland, Calif., Babitt resides in Richmond, Calif. His son, Zach, was a 10th round pick by the Los Angeles Dodgers in the 2012 draft



## AMAURY PI-GONZÁLEZ

### Radio Play-by-Play (Spanish)

Amaury Pi-González, a pioneer in establishing Spanish baseball radio play-by-play in the Bay Area, serves as the “Voice of the A’s” for all Spanish broadcasts. This will be his 21st season doing A’s broadcasts, having filled that role from 1978-93, 2009-10 and again the past two seasons.

Well-known and respected in both English and Spanish media circles, Pi-González enters his 37th season in Major League Baseball in 2014. He began his career in 1977 with the Athletics, and has also broadcast for the San Francisco Giants, Seattle Mariners and Los Angeles Angels. For a third straight year, he will also do selected games for the Angels on Fox Sports Network West in Southern California. Amaury also produces and hosts “Béisbol en la Bahía” for KIQI 1010 AM.

During his tenure, Pi-González has called the 1986 World Series for CBS Hispanic Network, the 1988, 1989 and 1990 Series for the A’s, and the 2002 Series for the Giants. The Fremont, Calif. resident previously served five years as sports anchor for Telemundo TV48 in San Jose and was the Spanish voice for the NBA’s Golden State Warriors (1992-98) and Los Angeles Clippers. In addition, he was the English voice for the Caribbean World Series for Fox Sports International in 2001 and 2002.

Born in Cuba, Amaury was inducted into the Cuban Sports Hall of Fame in 2004 and into the Hispanic Heritage Baseball Museum in 2004. Since 2002, he has been nominated each year for the prestigious Ford C. Frick Broadcasters Award in Baseball’s Hall of Fame in Cooperstown, N.Y. He was inducted into the Bay Area Radio Hall of Fame in 2009.



## MANOLO HERNÁNDEZ-DOUEN

### Radio Analyst (Spanish)

Manolo Hernández-Douen is in his sixth season as the Athletics analyst for Spanish broadcasts. He has over 43 years of experience in journalism, and has covered a variety of sports during that span.

A graduate of Universidad Católica Andrés Bello in his native Caracas, Hernández-Douen has covered the Olympic and Pan American Games, world championship boxing matches and winter league baseball, including the Caribbean Series. He was Venezuela’s Sportswriter of the Year in 1979 and for five seasons was the basketball radio analyst for the Caracas Liga Especial de Baloncesto team.

Since moving to California in 1982, he has covered the NBA and Major League Baseball for several of the highest circulation Spanish newspapers in the United States including *La Opinión* in Los Angeles. Most recently, he was the Sports Editor for *El Nuevo Herald* in Miami from 2000 to 2007, and since the 2008 season, he has covered feature stories as a freelance writer for *lasmayores.com* (MLB in Spanish), *beisbol.net* and *beisbolporgotas.com*.

A proud father of two, Franklin and Cristina, and Kayla’s grandfather, Manolo resides in San Francisco.



### 2014 A’S RADIO NETWORK

Station	On Dial	City	Station	On Dial	City	Station	On Dial	City
KGMZ	95.7 FM	SF/Oakland	KRKC	1490 AM/	King City	KVON	1440 AM	Napa
KAHI	950 AM	Auburn		104.9 FM		KBLF	1490 AM	Red Bluff
KPOD	1240 AM	Crescent City	KXBX	1270 AM	Lakeport	KNRO	1670 AM	Redding
KATA	1340 AM	Eureka	KMYC	1410 AM	Marysville	KHTK	1140 AM	Sacramento
KFTP	790 AM	Fresno	KESP	970 AM	Modesto			

# A'S TELEVISION AND RADIO

**COMCAST SPORTSNET CALIFORNIA:** The Oakland Athletics entered into a long-term agreement with Comcast SportsNet California in 2009. Over 145 A's games are televised exclusively on the Northern California cable outlet with Glen Kuiper and Ray Fosse calling the action in High Definition. CSNCA will also produce a pre- and post-game show for every telecast.

**95.7 FM THE GAME:** The Oakland Athletics and 95.7 FM The Game are in the fourth year of a four-year contract for the station to serve as flagship of the A's Radio Network. 95.7 FM, a San Francisco-based station featuring a daily sports talk format, will broadcast all 162 regular season games plus 15 Spring Training games. The station will also feature special programming with A's baseball personnel.

**KIQI 1010 AM/KATD 990 AM/KWRU 1300 AM:** Serving as the Spanish language home of Oakland A's baseball, KIQI (1010 AM, San Francisco), KATD (990 AM, Pittsburg), KEJY (790 AM, Eureka) and KWRU (1300 AM, Fresno) will broadcast 70 weeknight and weekend home games from the Coliseum this season. The games will be simulcast on all four stations, with full coverage in the Bay Area and a signal that will reach as far north as Eureka and south to Fresno.

## ATHLETICS BROADCAST HISTORY

<b>1938</b> WIBG By Saam	<b>1959</b> WDAF Merle Harmon, Bill Grigsby	<b>1973</b> KEEN Monte Moore, Jim Woods
<b>1939</b> WIBG By Saam	<b>1960</b> WDAF Merle Harmon, Bill Grigsby	KTVU-TV Monte Moore, Jim Woods
<b>1940</b> WIBG By Saam, Claude Haring	<b>1961</b> WDAF Merle Harmon, Bill Grigsby	<b>1974</b> KEEN Monte Moore, Jon Miller, Bill Rigney
<b>1941</b> WIBG By Saam, Claude Haring	<b>1962</b> KCMO Monte Moore, Bruce Rice	KTVU-TV Monte Moore, Jon Miller
<b>1942</b> WIBG By Saam, Claude Haring	<b>1963</b> KCMO Monte Moore, George Bryson	<b>1975</b> KEEN Monte Moore, Bob Waller
<b>1943</b> WIBG By Saam, Claude Haring	<b>1964</b> KCMO Monte Moore, George Bryson	KPIX-TV Monte Moore, Bob Waller
<b>1944</b> WIBG By Saam, Claude Haring	<b>1965</b> KCMO Monte Moore, Red Rush	<b>1976</b> KNBR Monte Moore, Bob Waller
<b>1945</b> WIBG By Saam, Claude Haring	<b>1966</b> KCMO Monte Moore, Lynn Faris	KPIX-TV Monte Moore, Wayne Walker
<b>1946</b> WIBG By Saam, Claude Haring	<b>1967</b> KCMO Monte Moore, Lynn Faris	<b>1977</b> KNBR Monte Moore, Bob Waller
<b>1947</b> WIBG By Saam, Claude Haring	<b>1968</b> KNBR Monte Moore, Al Helfer	KPIX-TV Monte Moore, Wayne Walker
<b>1948</b> WIBG By Saam, Claude Haring	KBHK-TV Monte Moore, Al Helfer	<b>1978</b> KNEW Bud Foster, Jim Peterson, Curt Flood
<b>1949</b> WIBG By Saam, Claude Haring	<b>1969</b> KNBR Monte Moore, Al Helfer	KPIX-TV Monte Moore, Wayne Walker, Curt Flood
<b>1950</b> WIBG By Saam, Claude Haring	KBHK-TV Monte Moore, Al Helfer	<b>1979</b> KKIS Red Rush, Hal Ramey
<b>1951</b> WIBG By Saam, Claude Haring	<b>1970</b> KNBR Monte Moore, Harry Caray	KPIX-TV Monte Moore, Wayne Walker
<b>1952</b> WIBG By Saam, Claude Haring	KBHK-TV Monte Moore, Harry Caray	<b>1980</b> KDIA Red Rush, Dom Valentino, Ted Robinson
<b>1953</b> WIBG By Saam, Claude Haring	<b>1971</b> KEEN Monte Moore, Bob Elson, Red Rush	KPIX-TV Monte Moore, Wayne Walker
<b>1954</b> WIBG By Saam, Claude Haring	KBHK-TV Monte Moore, Bob Elson	<b>1981</b> KSFO Bill King, Lon Simmons, Wayne Hagin
<b>1955</b> WDAF Merle Harmon, Larry Ray	<b>1972</b> KEEN Monte Moore, Jim Woods, Jim Piersall	KPIX-TV Bill King, Wayne Walker
<b>1956</b> WDAF Merle Harmon, Larry Ray	KBHK-TV Monte Moore, Jim Woods	
<b>1957</b> WDAF Merle Harmon, Ed Edwards		
<b>1958</b> WDAF Merle Harmon, Ed Edwards, Bill Grigsby		

## Athletics Broadcast History, continued

<b>1982</b>	KSFO Bill King, Lon Simmons, Wayne Hagin KCRA-TV Bill King, Lon Simmons, Harmon Killebrew	<b>1992</b>	KSFO Bill King, Lon Simmons, Ray Fosse KPIX-TV, KICU-TV, SportsChannel Monte Moore, Ray Fosse, Greg Papa, Reggie Jackson, Bill Rigney	<b>2003</b>	KFRC Bill King, Ken Korach, Ray Fosse KICU-TV, Fox Sports Bay Area Greg Papa, Ray Fosse
<b>1983</b>	KSFO Bill King, Lon Simmons, Wayne Hagin KBHK-TV Bill King, Lon Simmons, Bill Rigney	<b>1993</b>	KNEW Bill King, Lon Simmons, Ray Fosse KRON-TV, SportsChannel Greg Papa, Dick Stockton, Ray Fosse	<b>2004</b>	KFRC Bill King, Ken Korach, Ray Fosse KICU-TV, Fox Sports Bay Area Hank Greenwald, Ray Fosse, Glen Kuiper, Tim Roye
<b>1984</b>	KSFO Bill King, Lon Simmons, Wayne Hagin KBHK-TV Bill King, Lon Simmons, Bill Rigney	<b>1994</b>	KFRC Bill King, Lon Simmons, Ray Fosse KRON-TV, SportsChannel Greg Papa, Dick Stockton, Ray Fosse	<b>2005</b>	KFRC Bill King, Ken Korach, Ray Fosse KICU-TV, Fox Sports Bay Area Hank Greenwald, Ray Fosse, Glen Kuiper, Tim Roye
<b>1985</b>	KSFO Bill King, Lon Simmons, Wayne Hagin KPIX-TV Bill King, Lon Simmons, Ted Robinson	<b>1995</b>	KFRC Bill King, Lon Simmons, Ray Fosse KRON-TV, SportsChannel Greg Papa, Dick Stockton, Ray Fosse	<b>2006</b>	KYCY Ken Korach, Vince Cotroneo, Ray Fosse KICU-TV, Fox Sports Bay Area Glen Kuiper, Ray Fosse, Tim Roye
<b>1986</b>	KSFO Bill King, Lon Simmons, Ray Fosse KPIX-TV Bill King, Lon Simmons, Ted Robinson	<b>1996</b>	KFRC Bill King, Ken Korach, Ray Fosse KRON-TV, Sports Channel Greg Papa, Ken Wilson, Ray Fosse	<b>2007</b>	KFRC/KYCY Ken Korach, Vince Cotroneo, Ray Fosse KICU-TV, Fox Sports Bay Area Glen Kuiper, Ray Fosse
<b>1987</b>	KSFO Bill King, Lon Simmons, Ray Fosse KPIX-TV Bill King, Lon Simmons, Ted Robinson	<b>1997</b>	KFRC Bill King, Ken Korach, Ray Fosse KRON-TV, SportsChannel Greg Papa, Ken Wilson, Ray Fosse	<b>2008</b>	KFRC/KYCY Ken Korach, Vince Cotroneo, Ray Fosse KICU-TV, Comcast SportsNet Bay Area Glen Kuiper, Ray Fosse
<b>1988</b>	KSFO Bill King, Lon Simmons, Ray Fosse KPIX-TV Monte Moore, John Shrader, Ray Fosse	<b>1998</b>	KFRC Bill King, Ken Korach, Ray Fosse KRON-TV, Fox Sports Bay Area Greg Papa, Ken Wilson, Ray Fosse	<b>2009</b>	KTRB Ken Korach, Vince Cotroneo, Ray Fosse Comcast SportsNet California Glen Kuiper, Ray Fosse
<b>1989</b>	KSFO Bill King, Lon Simmons, Ray Fosse KPIX-TV, KICU-TV Monte Moore, John Shrader, Ray Fosse	<b>1999</b>	KABL Bill King, Ken Korach, Ray Fosse KICU-TV, Fox Sports Bay Area Greg Papa, Ray Fosse	<b>2010</b>	KTRB Ken Korach, Vince Cotroneo, Ray Fosse Comcast SportsNet California Glen Kuiper, Ray Fosse
<b>1990</b>	KSFO Bill King, Lon Simmons, Ray Fosse KPIX-TV, KICU-TV, SportsChannel Monte Moore, Ray Fosse	<b>2000</b>	KABL Bill King, Ken Korach, Ray Fosse KICU-TV, Fox Sports Bay Area Greg Papa, Ray Fosse	<b>2011</b>	95.7 FM THE GAME Ken Korach, Vince Cotroneo, Ray Fosse Comcast SportsNet California Glen Kuiper, Ray Fosse
<b>1991</b>	KSFO Bill King, Lon Simmons, Ray Fosse KPIX-TV, KICU-TV, SportsChannel Monte Moore, Ray Fosse, Greg Papa, Reggie Jackson, Bill Rigney	<b>2001</b>	KABL Bill King, Ken Korach, Ray Fosse KICU-TV, Fox Sports Bay Area Greg Papa, Ray Fosse	<b>2012</b>	95.7 FM THE GAME Ken Korach, Vince Cotroneo, Ray Fosse Comcast SportsNet California Glen Kuiper, Ray Fosse, Scott Hatteberg
		<b>2002</b>	KFRC Bill King, Ken Korach, Ray Fosse KICU-TV, Fox Sports Bay Area Greg Papa, Ray Fosse	<b>2013</b>	95.7 FM THE GAME Ken Korach, Vince Cotroneo, Ray Fosse Comcast SportsNet California Glen Kuiper, Ray Fosse, Scott Hatteberg

# SPRING TRAINING SCHEDULE

Day	Date	Opponent	Site	Time
Wed	Feb 26	at San Francisco (95.7 FM The Game/A's Radio Network)	Scottsdale	12:05 pm
<b>Thurs</b>	<b>Feb 27</b>	<b>Milwaukee</b>	<b>Phoenix</b>	<b>12:05 pm</b>
<b>Fri</b>	<b>Feb 28</b>	<b>San Francisco (95.7 FM The Game/A's Radio Network)</b>	<b>Phoenix</b>	<b>12:05 pm</b>
<b>Sat</b>	<b>Mar 1</b>	<b>Texas (95.7 FM The Game/A's Radio Network)</b>	<b>Phoenix</b>	<b>12:05 pm</b>
Sun	Mar 2	at Los Angeles Angels (95.7 FM The Game/A's Radio Network)	Tempe	12:05 pm
<b>Mon</b>	<b>Mar 3</b>	<b>Los Angeles Dodgers</b>	<b>Phoenix</b>	<b>12:05 pm</b>
<b>Tues</b>	<b>Mar 4</b>	<b>Milwaukee (SS)</b>	<b>Phoenix</b>	<b>12:05 pm</b>
	Mar 4	at Chicago Cubs (SS)	Mesa	12:05 pm
Wed	Mar 5	at Milwaukee	Maryvale	12:05 pm
Thurs	Mar 6	at Arizona	Talking Stick	12:05 pm
<b>Fri</b>	<b>Mar 7</b>	<b>Arizona</b>	<b>Phoenix</b>	<b>12:05 pm</b>
Sat	Mar 8	at Colorado (95.7 FM The Game/A's Radio Network)	Talking Stick	12:05 pm
<b>Sun</b>	<b>Mar 9</b>	<b>Chicago White Sox (95.7 FM The Game/A's Radio Network)</b>	<b>Phoenix</b>	<b>1:05 pm</b>
Mon	Mar 10	at Los Angeles Dodgers	Glendale	1:05 pm
Tues	Mar 11	at San Diego	Peoria	1:05 pm
<b>Wed</b>	<b>Mar 12</b>	<b>Kansas City</b>	<b>Phoenix</b>	<b>1:05 pm</b>
<b>Thurs</b>	<b>Mar 13</b>	<b>Colorado (CSNCA/95.7 FM The Game/A's Radio Network)</b>	<b>Phoenix</b>	<b>7:05 pm</b>
<b>Fri</b>	<b>Mar 14</b>	<b>at Kansas City</b>	<b>Surprise</b>	<b>1:05 pm</b>
<b>Sat</b>	<b>Mar 15</b>	<b>Texas (SS) (95.7 FM The Game/A's Radio Network)</b>	<b>Phoenix</b>	<b>1:05 pm</b>
	Mar 15	at San Francisco (SS)	Scottsdale	3:05 pm
Sun	Mar 16	at Cincinnati (95.7 FM The Game/A's Radio Network)	Goodyear	1:05 pm
<b>Mon</b>	<b>Mar 17</b>	<b>Chicago Cubs</b>	<b>Phoenix</b>	<b>1:05 pm</b>
Tues	Mar 18	at Chicago White Sox	Glendale	1:05 pm
Wed	Mar 19	at Cleveland	Goodyear	1:05 pm
Thur	Mar 20	Off Day		
<b>Fri</b>	<b>Mar 21</b>	<b>at San Francisco (95.7 FM The Game/A's Radio Network)</b>	<b>Scottsdale</b>	<b>6:35 pm</b>
<b>Sat</b>	<b>Mar 22</b>	<b>Seattle (95.7 FM The Game/A's Radio Network)</b>	<b>Phoenix</b>	<b>1:05 pm</b>
<b>Sun</b>	<b>Mar 23</b>	<b>Chicago Cubs (SS) (95.7 FM The Game/A's Radio Network)</b>	<b>Phoenix</b>	<b>1:05 pm</b>
	Mar 23	at Seattle (SS)	Peoria	1:05 pm
Mon	Mar 24	at Texas	Surprise	1:05 pm
<b>Tue</b>	<b>Mar 25</b>	<b>Cincinnati</b>	<b>Phoenix</b>	<b>1:05 pm</b>
<b>Wed</b>	<b>Mar 26</b>	<b>Los Angeles Angels</b>	<b>Phoenix</b>	<b>12:05 pm</b>
Thur	Mar 27	at San Francisco (95.7 FM The Game/A's Radio Network)	San Francisco	7:15 pm
<b>Fri</b>	<b>Mar 28</b>	<b>at San Francisco (CSNCA/95.7 FM The Game/A's Radio Network)</b>	<b>San Francisco</b>	<b>7:15 pm</b>
<b>Sat</b>	<b>Mar 29</b>	<b>San Francisco (95.7 FM The Game/A's Radio Network)</b>	<b>Oakland</b>	<b>1:05 pm</b>

All Times are Pacific (ss) denotes split squad

## SPRING TRAINING INFORMATION

**REPORTING DATES:** Pitchers and catchers report Friday, February 14 with the first workout the next day. The full squad reports Wednesday, February 19 with the first full squad workout the next day.

**MEDIA INFORMATION:** For credentials or broadcast space, please contact Bob Rose at (602) 797-5632 or Adam Loberstein at (602) 797-5634. A media lunch is served before all home games at a cost of \$8.00.

**HEADQUARTERS HOTEL:** Doubletree Guest Suites, 320 North 44th Street, Phoenix, Arizona, 85008. (602) 225-0500.

### IMPORTANT PHONE NUMBERS IN PHOENIX

#### Public Relations Department

Main Office .....	(602) 225-9400
Bob Rose, Director of Public Relations .....	(602) 797-5632
Mike Selleck, Baseball Information Manager .....	(602) 797-5639
Adam Loberstein, Player & Media Relations Mgr ..	(602) 797-5634
Zak Basch, Media Relations & Broadcasting Coord.	(602) 797-5663
Press Box Direct Line .....	(602) 797-5644
Office Facsimile .....	(602) 225-9473



## Spring Training Information, continued

**MINOR LEAGUE HEADQUARTERS:** Papago Park Baseball Complex, 1802 North 64th Street, Phoenix, Arizona, 85008. (480) 949-5951.

**STADIUM:** Phoenix Municipal Stadium (Capacity: 7,881), 5999 East Van Buren, Phoenix, Arizona. (602) 225-9400.

---

## PAST SPRING TRAINING RECORDS

---

YEAR	SITE	RECORD	HOME ATTENDANCE	DATES
1968	Bradenton, FL		—	—
1969	Mesa, AZ	10-14	12,003	13
1970	Mesa, AZ	15-13	17,614	14
1971	Mesa, AZ	12-15	14,889	16
1972	Mesa, AZ	9-11	17,295	13
1973	Mesa, AZ	14-10	21,206	14
1974	Mesa, AZ	8-16	26,732	12
1975	Mesa, AZ	7-11	36,732	10
1976	Mesa, AZ	4-10	21,373	9
1977	Mesa, AZ	12-15	24,446	16
1978	Mesa, AZ	9-15	28,695	12
1979	Scottsdale, AZ	12-10	13,295	9
1980	Scottsdale, AZ	13-7	19,098	10
1981	Scottsdale, AZ	17-10	37,899	13
1982	Phoenix, AZ	8-14	42,043	10
1983	Phoenix, AZ	14-11	28,621	9
1984	Phoenix, AZ	12-14	33,352	12
1985	Phoenix, AZ	13-13-1	49,718	13
1986	Phoenix, AZ	17-12	68,292	15
1987	Phoenix, AZ	14-15	88,994	14
1988	Phoenix, AZ	14-16	129,120	15
1989	Phoenix, AZ	19-13	152,416	16
1990	Phoenix, AZ	6-10	81,490	9
1991	Phoenix, AZ	13-16-1	156,345	16
1992	Phoenix, AZ	15-13	131,460	14
1993	Phoenix, AZ	15-18-1	174,911	19
1994	Phoenix, AZ	19-11	126,160	15
1995	Phoenix, AZ	15-11-1	41,893	15
		6-4-2	16,617	6
1996	Phoenix, AZ	16-16-1	86,543	15
1997	Phoenix, AZ	17-15-1	103,298	18
1998	Phoenix, AZ	18-13	93,261	17
1999	Phoenix, AZ	16-17	92,110	16
2000	Phoenix, AZ	20-11-1	77,781	14
2001	Phoenix, AZ	22-10	110,876	15
2002	Phoenix, AZ	17-15-1	118,268	17
2003	Phoenix, AZ	16-13-2	81,537	14
2004	Phoenix, AZ	19-14-1	123,535	16
2005	Phoenix, AZ	15-18	129,434	17
2006	Phoenix, AZ	15-17	113,077	16
2007	Phoenix, AZ	17-12-2	113,033	15
2008	Phoenix, AZ	18-8	88,617	13
2009	Phoenix, AZ	17-18-2	105,147	18
2010	Phoenix, AZ	12-17-3	105,507	16
2011	Phoenix, AZ	12-21-1	98,349	17
2012	Phoenix, AZ	15-7-2	72,617	11
2013	Phoenix, AZ	17-13-3	88,202	16



## OAKLAND A'S IN THE COMMUNITY

The Oakland Athletics organization, in conjunction with the A's Community Fund, strives to make a positive impact in the Bay Area and Northern California. A's players, coaches, and front office employees, together with fans and sponsors, are committed to meeting the social, cultural and educational demands in the community. The A's host numerous fundraising events, implement several educational programs, and support various organizations that reach out to people of diverse backgrounds throughout the community.

Information regarding Oakland Athletics community programs can be found online at [www.oaklandathletics.com/community](http://www.oaklandathletics.com/community). Requests for donations and player appearances must be submitted in writing to: Oakland Athletics, Community Relations Department, 7000 Coliseum Way, Oakland, CA 94621.

**OAKLAND A'S COMMUNITY FUND:** The Oakland A's Community Fund supports more than 1,500 charitable organizations, through monetary contributions and donated auction items, in its efforts to support charitable organizations in improving the quality of life for people throughout the Bay Area. The Fund supports endeavors to improve educational programs, aid the underprivileged, assist in crime and drug prevention, promote health awareness, and support children and seniors. The A's Community Fund donates approximately \$600,000 annually to various community programs.

**BREAST CANCER AWARENESS DAY:** The A's host a Breast Cancer Awareness Day each year to raise funds for breast cancer education and research. Funds are raised through the sale of commemorative jerseys, pins, caps and necklaces, an A's autographed quilt raffle and sponsor support. Pre-game ceremonies include the formation of a symbolic human pink ribbon on the field by over 350 Bay Area survivors, the release of white doves as a symbol of hope and a presentation of the "Gift of Faith" grant, which donates \$5,000 annually to a local breast cancer charity in memory of the late longtime KTVU news reporter, Faith Fancher. Since 1999, this event has raised more than \$1.3 million for breast cancer education and research.



*Over 350 Bay Area breast cancer survivors participated in the 2013 A's Breast Cancer Awareness Day.*



*Ryan Cook signs autographs for fans at Root Beer Float Day.*

**ROOT BEER FLOAT DAY:** Since 2000, the A's have hosted a Root Beer Float Day to raise funds for charity. Proceeds are raised through the sale of root beer floats, tips given to "celebrity scoopers," the sale of autographed mugs and a silent auction of sports memorabilia. The A's have raised over \$385,000 since 2003 for the Juvenile Diabetes Research Foundation through Root Beer Float Day.

**"SCIENCE OF THE GAME" PROGRAM:** The A's "Science of the Game" program, presented by Chevron, is a unique program that deepens interest and understanding among Bay Area youth by applying science to baseball. The A's and Chevron design and distribute "Science of the Game" workbooks

## **Oakland A's In The Community, continued**

to local schools that utilize science formulas to answer questions related to various aspects of the game of baseball. The three workbooks, targeting grades 1-2, 3-5, and 6-8, are also available online. Students who complete their workbooks and submit their answer sheets to the A's receive two ticket vouchers.

**HOME RUN READERS PROGRAM:** The A's Home Run Readers program encourages teachers to establish reading goals for their students based on each child's individual reading level. As incentives, A's players, coaches, mascot Stomper and A's staff visit participating schools to congratulate the students and to encourage them to continue reading, both inside and outside the classroom. Students who participate in the program attend the game on Home Run Readers Day as guests of the A's.

**"MATHLETICS" PROGRAM:** The "Mathletics" program is a unique program designed to stress the importance of students using math in their daily lives. The A's design and distribute workbooks, which use simple formulas for calculating statistics of A's players, to participating schools. Students in the first through eighth grades who complete their workbooks correctly and submit their answer sheets to the A's receive two ticket vouchers. In addition, one school that demonstrates great participation in the program receives a visit from an A's player. The "Mathletics" program is sponsored by ROSS Dress For Less and Comcast SportsNet California.

**GREEN STAMPEDE HOMEWORK CLUB:** Before select A's home games, volunteers from local public schools offer tutoring for at-risk students at O.co Coliseum. Students who attend the study group are rewarded with tickets to that night's game, while those who attend all eight sessions will receive a visit from an A's player.

**A'S AMIGOS:** The A's Amigos program gives bilingual children of nonprofit organizations the opportunity to speak in Spanish with an A's player and learn about the importance of hard work and education. In addition to a pre-game visit, each child receives a game ticket and an A's cap. The A's Amigos program is sponsored by Kelly-Moore Paints and XFINITY.

**LITTLE A'S:** Each year 10,000 deserving youth of nonprofit organizations are provided complimentary tickets to attend selected A's games. All youth receive a children's admission pass to the Oakland Zoo and souvenir item courtesy of Bank of America. The Little A's program is sponsored by Bank of America and supported by the Clorox Foundation and the Oakland Zoo.


**TAKE THE FIELD WITH THE A'S:** Prior to select home games, members of local baseball and softball teams accompany A's players as they take the field for the national anthem. Participants receive an autographed baseball, t-shirt and complimentary ticket to the game. The Take the Field with the A's program is sponsored by Wells Fargo.

**TICKET PURCHASE PROGRAM:** Oakland A's players, the A's Community Fund and corporate sponsors purchase and donate thousands of game tickets to various charitable and non-profit groups each season.



*A.J. Griffin visits with Spanish speaking children as part of the A's Amigos program.*

**HOLIDAY PARTY:** The A's Community Fund, Round Table Pizza and the Oakland Zoo host an annual holiday party for local school children. A's players sign autographs and take pictures with the students. Each child receives a wrapped gift, compliments of the Good Tidings Foundation. The holiday festival features an animal presentation by the Oakland Zoo in the Wildlife Theater, lunch, face painters, arts and crafts, and a visit by Santa and A's mascot Stomper.



*Sean Doolittle meets fans and signs autographs at the A's Holiday Party.*

**SILENT AUCTION:** The A's Community Fund holds silent auctions of various sports memorabilia behind Section 120 on all Saturday and Sunday home dates. The A's Community Fund donates a portion of the proceeds to designated charitable groups as a silent auction partner on selected dates throughout the season.

**"ENERGIZE YOUR FIELD" PROGRAM:** The A's Community Fund, in partnership with PG&E and the Good Tidings Foundation, renovates a local baseball or softball field each year in order to provide local youth a state-of-the-art facility.

**"A IT FORWARD" PROGRAM:** The A's and PG&E will donate up to 1,000 tickets in 2014 to fans who show their support for the A's and for their community. The stories of selected fans will be shared on the A's Twitter, Facebook and Instagram pages.

**A'S COMMUNITY FUND GOLF CLASSIC:** This annual tournament pairs participants with A's players, former players, coaches and A's staff for a day of golf at one of the Bay Area's top courses. The event, sponsored by Chevron and Grant Thornton LLP, features breakfast, tee prizes, an awards dinner banquet and live and silent auctions of sports memorabilia. All proceeds benefit the A's Community Fund.

**A'S COMMUNITY FUND BOWLING BASH:** This event teams participants with A's players, coaches and staff for a friendly night of bowling at Earl Anthony's Dublin Bowl. The Bowling Bash is supported by A's ownership and Chevron. Proceeds benefit the A's Community Fund.

## ATHLETICS VIRTUAL PRESS BOX



The Oakland A's Virtual Press Box includes game notes, statistics, news links, lineups, minor league reports, press releases, rosters, post game notes and more. The site also features information from the visiting team for all home games.

The A's virtual press box also includes an expanded version of the Oakland A's Media Guide. The digital version of the A's Media Guide includes player splits and an expanded statistics and postseason history. During the season, the guide will be updated with bios for any players acquired following the publication of the print version of the guide.

You can visit the A's Virtual Press Box at <http://pressbox.oaklandathletics.com> or by scanning the QR code on the left.

# A'S PROMOTION AND EVENTS SCHEDULE

Day	Date	Opponent	Promotion/Event (Sponsor)	Distribution
Mon.	March 31	Cleveland	Magnetic Schedule/Opening Night (Comcast SportsNet California) Rally Towels/Opening Night (NetSuite)	32,000 fans 32,000 fans
Fri.	April 4	Seattle	Pet Calendar (Central Garden & Pet)	10,000 fans
Sat.	April 5	Seattle	"Back-to-Back" Division Champs Fleece Blanket (Kelly-Moore Paints)	15,000 fans
Sun.	April 6	Seattle	"Ripcord" Bracelet (Chevrolet)	7,500 kids
Sat.	April 19	Houston	Josh Donaldson Bobblehead (Comerica Bank)	20,000 fans
Sat.	May 10	Washington	Super Mario Themed Fireworks Show (XFINITY)	
Sun.	May 11	Washington	Breast Cancer Awareness Day/Mother's Day	
Mon.	May 26	Detroit	A's Baseball Hat/Memorial Day	10,000 fans
Sat.	May 31	Los Angeles	Catfish Hunter Bobblehead/1974 World Series Reunion (State Farm)	15,000 fans
Sun.	June 1	Los Angeles	"Chip & Chili" Platter/Mathletics Day (ROSS Dress For Less)	10,000 fans
Fri.-Sun.	June 13-15	New York	A's vs. Yankees Series (Chevrolet)	
Fri.	June 13	New York	Pixar Themed Fireworks Show (Chevrolet)	
Sun.	June 15	New York	Catch on the Field/Father's Day	
Sun.	June 22	Boston	Coco Crisp Gnome (Grant Thornton LLP)	20,000 fans
Thu.	July 3	Toronto	Patriotic Themed Fireworks Show (Gov X)	
Sat.	July 5	Toronto	BeerFest	
Sat.	July 19	Baltimore	1989 Reunion T-Shirt/1989 World Series Reunion	15,000 fans
Fri.	Aug. 1	Kansas City	Super Hero Themed Fireworks Show	
Sat.	Aug. 23	Los Angeles	Fireworks Show (Chevron)	
Mon.	Sept. 1	Seattle	Coco Crisp Jersey (Cache Creek Casino Resort)	15,000 fans
Sat.	Sept. 6	Houston	MLB Network Reusable Tote Bag (MLB Network)	
Fri.	Sept. 19	Philadelphia	Star Wars Themed Fireworks Show (State Farm)	
Sat.	Sept. 20	Philadelphia	Oktoberfest Stein/Oktoberfest	10,000 fans
Sun.	Sept. 21	Philadelphia	Team Photo/Fan Appreciation Day (Kingsford Capital Management)	10,000 fans

## Group Events Schedule

April 6: Little League Day (Chevrolet)

June 1: Scout Day

Aug. 1: Italian Heritage Day

Aug. 19: Jewish Heritage Day

Aug. 22: Filipino Heritage Day

Sept. 6: Faith & Family Day

Dates, giveaways and events are tentative and subject to change.

Visit [www.oaklandathletics.com](http://www.oaklandathletics.com) for the most up-to-date promotions and events schedule.

TO PURCHASE A'S TICKETS, CALL (877) 493-BALL OR VISIT [WWW.OAKLANDATHLETICS.COM/TICKETS](http://WWW.OAKLANDATHLETICS.COM/TICKETS).

## MEDIA GUIDE CREDITS

The 2014 Oakland Athletics Media Guide is a production of the Oakland Athletics Public Relations Department, O.co Coliseum, 7000 Coliseum Way, Oakland, CA 94621. The guide was edited by Baseball Information Manager Mike Selleck with assistance from Bob Rose, Director of Public Relations; Debbie Gallas, Media Services Manager; Adam Loberstein, Player and Media Relations Manager; and Zak Basch, Media Relations and Broadcasting Coordinator.

The 2014 Oakland Athletics Media Guide was printed by Dumont Printing, 1333 G Street, Fresno, CA 93706. Special thanks to Jill Skinner and Lori Sakoda. The cover was designed by Dumont Printing.

The A's would like to extend special thanks to Major League Baseball's Information System, Elias Sports Bureau, Stats Inc., Bill Arnold of The Sports Features Group, David Vincent and Retrosheet for their contributions to this year's guide.

Photography by Michael Zagaris, Oakland A's; Ron Riesterer, Oakland Tribune; National Baseball Hall of Fame; Minor League Baseball and Oakland A's archives.

Additional and updated information, statistics or photos are available to accredited news sources by contacting the A's Public Relations Department or by logging onto the team's virtual pressbox—[pressbox.oaklandathletics.com](http://pressbox.oaklandathletics.com).